

# Southern Conference Softball Record Book



*Through 2013 season*



# Composite Records

(Since 1994) School	Conference Games			All Games			Regular Season Finishes						YR
	Won	Lost	Pct.	Won	Lost	Pct.	1st	2nd	3rd	4th	5th	6th-9th	
Chattanooga	264	90	.746	765	434	.638	13	3	2	1	0	1	'94
<i>College of Charleston</i>	<i>179</i>	<i>135</i>	<i>.570</i>	<i>493</i>	<i>389</i>	<i>.559</i>	<i>2</i>	<i>4</i>	<i>3</i>	<i>3</i>	<i>0</i>	<i>3</i>	<i>'99</i>
Elon	100	118	.459	271	277	.494	0	1	1	2	2	4	'04
Georgia Southern	223	148	.601	582	586	.491	2	4	11	3	0	0	'94
UNCG	142	181	.440	465	492	.486	0	2	2	3	3	6	'98
Furman	147	217	.404	462	671	.408	2	3	1	3	3	8	'94
Western Carolina	62	115	.350	172	274	.386	1	0	0	1	0	6	'06
Appalachian State	119	151	.441	277	422	.396	1	2	1	0	2	7	'01
Samford	41	76	.350	85	178	.323	0	0	0	0	0	5	'09

**YR = First year of competition in SoCon**

*Former members in italics*

## Annual Champions

Year	Champion	Head coach	Runner-up	Tournament site	Regular-season champion
1994	Furman	Alleen Berkey	Georgia Southern	Greenville, S.C.	Furman
1995	Marshall	Louie Berndt	Furman	Greenville, S.C.	Furman and Chattanooga
1996	Chattanooga	Ralph Weekly	Georgia Southern	Statesboro, Ga.	Georgia Southern
1997	Chattanooga	Ralph Weekly	Furman	Huntington, W.Va.	Chattanooga
1998	Chattanooga	Ralph Weekly	Georgia Southern	Chattanooga, Tenn.	Chattanooga
1999	Georgia Southern	Kelley Kirkland	Chattanooga	Charleston, S.C.	Chattanooga
2000	Chattanooga	Karen Weekly	Furman	Greensboro, N.C.	Chattanooga
2001	Chattanooga	Karen Weekly	Furman	Chattanooga, Tenn.	Chattanooga
2002	Chattanooga	Frank Reed	Furman	Chattanooga, Tenn.	Chattanooga
2003	Chattanooga	Frank Reed	East Tennessee State	Chattanooga, Tenn.	College of Charleston
2004	Chattanooga	Frank Reed	College of Charleston	Chattanooga, Tenn.	Chattanooga
2005	College of Charleston	Chandelle Schulte	Chattanooga	Charleston, S.C.	College of Charleston
2006	Georgia Southern	Natalie Poole	Furman	Chattanooga, Tenn.	Western Carolina
2007	Furman	Dana Jenkins	Georgia Southern	Greensboro, N.C.	Chattanooga
2008	Chattanooga	Frank Reed	Georgia Southern	Mt. Pleasant, S.C.	Chattanooga
2009	Chattanooga	Frank Reed	Georgia Southern	Chattanooga, Tenn.	Chattanooga
2010	Elon	Patti Raduenz	UNCG	Chattanooga, Tenn.	Chattanooga
2011	Chattanooga	Frank Reed	College of Charleston	Statesboro, Ga.	Chattanooga
2012	Georgia Southern	Annie Smith	College of Charleston	Boone, N.C.	Georgia Southern
2013	Georgia Southern	Annie Smith	UNCG	Greensboro, N.C.	Appalachian State

# Individual Honors



## Player of the Year

Year	Player	School
1994	Cathy Frohnheiser	Furman
1995	Julie Glasser	Furman
1996	Julie Glasser	Furman
1997	Julie Glasser	Furman
1998	Lara Long	UNCG
1999	Allison DeVries	Chattanooga
2000	Leigh Irwin	UNCG
2001	Angela Brewer	Chattanooga
2002	Penny Thompson	UNCG
2003	Jennifer Hubbard	UNCG
2004	Melissa Ramirez	Chattanooga
2005	Janine Sprague	East Tennessee State
2006	Shanita Black	Georgia Southern
2007	Jennifer Golden	College of Charleston
2008	Robyne Siliga	Georgia Southern
2009	Kristie Shifflett	College of Charleston
2010	Nina Iduate	Georgia Southern
2011	Michelle Fuzzard	Chattanooga
2012	Michelle Fuzzard	Chattanooga
2013	Allie Cashion	Appalachian State

## Pitcher of the Year

Year	Player	School
1994	Kim Currier	Furman
1995	Amy Jakubowski	Furman
1996	Vanessa Fawcett	Georgia Southern
1997	J.D. Staton	Chattanooga
1998	Amy Robertson	Chattanooga
1999	Talya Trudell	Chattanooga
2000	Chrissy Hacker	Furman
2001	Beth Alexander	Chattanooga
2002	Beth Alexander	Chattanooga
2003	Rachael Stern	College of Charleston
2004	Lacey Swarthout	Chattanooga
2005	Lacey Swarthout	Chattanooga
2006	Mendy McKenzie	Western Carolina
2007	Brooke Loudermilk	Chattanooga
2008	Brooke Loudermilk	Chattanooga
2009	Brianna Streetmon	Georgia Southern
2010	Brianna Streetmon	Georgia Southern
2011	Alexa Datko	College of Charleston
2012	Sarah Purvis	Georgia Southern
2013	Sarah Purvis	Georgia Southern

## Coach of the Year

Year	Coach	School
1994	Alleen Berkey	Furman
1995	Alleen Berkey	Furman
1996	Kelley Kirkland	Georgia Southern
1997	Louie Berndt	Marshall
1998	Ralph Weekly	Chattanooga
1999	Karen Weekly	Chattanooga
2000	Bonnie Flynn	Furman
2001	Karen Weekly	Chattanooga
2002	Bonnie Flynn	Furman
	Natalie Poole	Georgia Southern
2003	Chandelle Schulte	College of Charleston
2004	Frank Reed	Chattanooga
2005	Chandelle Schulte	College of Charleston
2006	Megan Smith	Western Carolina
2007	Shelly Hoerner	College of Charleston
2008	Frank Reed	Chattanooga
2009	Frank Reed	Chattanooga
2010	Frank Reed	Chattanooga
2011	Frank Reed	Chattanooga
2012	Annie Smith	Georgia Southern
2013	Shae Wesley	Appalachian State

## Freshman of the Year

Year	Player	School
1994	Brandi Northrup	Marshall
1995	Stefanie Cook	Marshall
1996	McCaine Lowder	Georgia Southern
1997	Dawn Matoy	Marshall
1998	Megan Luring	Chattanooga
1999	Beth Alexander	Chattanooga
2000	Angela Brewer	Chattanooga
2001	Amanda Cone	College of Charleston
2002	Crystal Crews	Georgia Southern
2003	Jennifer Reed	Chattanooga
2004	Maria Laurato	Georgia Southern
2005	Robyne Siliga	Georgia Southern
2006	Jenny Jackson	Western Carolina
2007	Brooke Loudermilk	Chattanooga
2008	Michelle Fuzzard	Chattanooga
2009	Marie Fogle	Georgia Southern
2010	Tomeka Watson	Elon
2011	Allie Miles	Georgia Southern
2012	Sarah Warnock	Appalachian State
2013	Lindsay Thomas	UNCG

# All-Conference Teams

## 1994

**P** – Kim Currier, Furman  
**C** – Julie Glasser, Furman  
**1B** – April Miller, Chattanooga  
**2B** – Karen Petit, Georgia Southern  
**SS** – Carrie Hinkle, Marshall  
**3B** – Cathy Frohnheiser, Furman  
**OF** – Amy Jakubowski, Furman  
**OF** – Jeanne Noble, Marshall  
**OF** – Melissa Williams, Georgia Southern  
**DP** – Brandi Northrup, Marshall

## 1995

**P** – Amy Jakubowski, Furman  
**C** – Julie Glasser, Furman  
**1B** – Margaret Roddy, Chattanooga  
**2B** – Jennifer Swanson, Chattanooga  
**SS** – Stefanie Cook, Marshall  
**3B** – Erika Norris, Chattanooga  
**OF** – Jeanne Noble, Marshall  
**OF** – Carrie Hinkle, Marshall  
**OF** – Debbie Hensley, Georgia Southern  
**DP** – Sheri Russo, Georgia Southern

## 1996

**P** – Vanessa Fawcett, Georgia Southern  
**C** – Julie Glasser, Furman  
**1B** – Sheri Russo, Georgia Southern  
**2B** – Stefanie Cook, Marshall  
**SS** – Carrie Hinkle, Marshall  
**3B** – Keri Meigs, Chattanooga  
**OF** – Tonya Whitted, Georgia Southern  
**OF** – Denise Posey, Chattanooga  
**OF** – Jamie Rausch, Furman  
**DP** – Jessica Brown, Chattanooga

## 1997

**P** – J.D. Staton, Chattanooga  
**P** – Cristy Waring, Marshall  
**C** – McCaine Lowder, Georgia Southern  
**1B** – Allison DeVries, Chattanooga  
**2B** – Stefanie Cook, Marshall  
**2B** – Ashley Flemming, Ga. Southern  
**SS** – Julie Glasser, Furman  
**CF** – Denise Posey, Chattanooga  
**OF** – Carrie Hinkle, Marshall  
**OF** – Cari Williams, Furman

## 1998

**P** – Amy Robertson, Chattanooga  
**C** – Jill Quilla, UNCG  
**1B** – Allison DeVries, Chattanooga  
**2B** – Lara Long, UNCG  
**SS** – Danielle Toole, Georgia Southern  
**3B** – Kami Tucker, Chattanooga  
**OF** – Kari Meigs, Chattanooga  
**OF** – Danielle Sekula, UNCG  
**OF** – Jennifer Harris, Georgia Southern  
**DP** – Megan Luring, Chattanooga

## 1999

**P** – Talya Trudell, Chattanooga  
**P** – Jennifer Miller, Georgia Southern  
**C** – Judy Baker, Furman  
**1B** – Allison DeVries, Chattanooga  
**2B** – Ashley Flemming, Georgia Southern  
**SS** – Leah Tucker, Chattanooga  
**3B** – Liz Card, Chattanooga  
**OF** – Keri Meigs, Chattanooga  
**OF** – Jaclyn Kaylor, Georgia Southern  
**OF** – Kay Brittain, Furman  
**OF** – Brooke Fuller, Coll. of Charleston  
**DP** – Megan Luring, Chattanooga

## 2000

**P** – Aimee Littlejohn, Georgia Southern  
**P** – Chrissy Hacker, Furman  
**C** – Jacklyn Mariner, Coll. of Charleston  
**1B** – Angela Brewer, Chattanooga  
**2B** – Kristy Norton, UNCG  
**3B** – Joy Stogner, UNCG  
**OF** – Jennifer Harris, Georgia Southern  
**OF** – Leigh Irwin, UNCG  
**OF** – Kay Brittain, Furman  
**DP** – Penny Thompson, UNCG

## 2001

*First Team*  
**P** – Beth Alexander, Chattanooga  
**P** – Tyla Trudell, Chattanooga  
**1B** – Angela Brewer, Chattanooga  
**2B** – Dana Reed, Chattanooga  
**3B** – Penny Thompson, UNCG  
**SS** – Leah Tucker, Chattanooga  
**C** – Jaci Welsh, Chattanooga  
**OF** – Julie Peel, Georgia Southern  
**OF** – Kay Brittain, Furman  
**OF** – Leigh Irwin, UNCG  
**DP** – Tiffany Lindemann, UNC Wilmington

## Second Team

**P** – Chrissy Hacker, Furman  
**P** – Janice Savage, Georgia Southern  
**1B** – Maggie Johnson, UNC Wilmington  
**2B** – Amber Joyner, Appalachian State  
**2B** – Amanda Cone, College of Charleston  
**SS** – Audry White, UNC Wilmington  
**C** – Lauren Mattox, UNC Wilmington  
**OF** – Kelly Jack, Furman  
**OF** – Brooke Fuller, College of Charleston  
**OF** – Amber Handy, Appalachian State  
**DP** – Martha McCall, College of Charleston

## 2002

*First Team*  
**P** – Beth Alexander, Chattanooga  
**P** – Awbrey Winckler, Chattanooga  
**1B** – Jada Pescatore, Chattanooga  
**2B** – Brooke Flowers, College of Charleston  
**3B** – Penny Thompson, UNCG  
**SS** – Jill Crawford, Chattanooga  
**C** – Lauren Mattox, UNC Wilmington  
**OF** – Amanda Cone, College of Charleston  
**OF** – Paige Cochran, Chattanooga  
**OF** – Jessica Matthews, Furman  
**DP** – Crystal Crews, Georgia Southern

## Second Team

**P** – Aimee Littlejohn, Georgia Southern  
**P** – Crystal Crews, Georgia Southern  
**1B** – Lael Rorie, Appalachian State  
**2B** – Stacie Cooper, Georgia Southern  
**3B** – Melissa Ramirez, Chattanooga  
**SS** – Kelly Blazi, Georgia Southern  
**C** – Christine Sweeney, UNCG  
**OF** – Danielle Spetar, East Tennessee State  
**OF** – Amber Handy, Appalachian State  
**OF** – LeKerah Barr, Furman  
**DP** – Melissa Creager, College of Charleston

## 2003

*First Team*  
**P** – Rachael Stern, College of Charleston  
**P** – Amber Watson, UNCG  
**C** – Jennifer Reed, Chattanooga  
**1B** – Meagen Johnson, Furman  
**2B** – Brooke Flowers, College of Charleston  
**3B** – Jessica Shwartzkopf, College of Charleston

**SS** – Jennifer Hubbard, UNCG  
**OF** – Amanada Cone, College of Charleston  
**OF** – Janine Sprague, East Tennessee State  
**OF** – LaKerah Barr, Furman  
**DP** – Penny Thompson, UNCG

## Second Team

**P** – Awbrey Winckler, Chattanooga  
**P** – Tiffany McVay, East Tennessee State  
**C** – Jessica Longsinger, East Tennessee State  
**1B** – Lael Rorie, Appalachian State  
**2B** – Jennifer Aguilar, UNCG  
**3B** – Melissa Ramirez, Chattanooga  
**SS** – Jacquie Rothey, College of Charleston  
**OF** – Keyta Lawson, College of Charleston  
**OF** – Danielle Spetar, East Tennessee State  
**OF** – Tiffany Lindemann, UNC Wilmington  
**DP** – Melissa Creeger, College of Charleston

## 2004

*First Team*  
**P** – Lacey Swarouth, Chattanooga  
**P** – Cary Moore, Georgia Southern  
**C** – Jessica Matthews, Furman  
**1B** – Jenny Gustin, Elon  
**2B** – Joni Gomez, UNCG  
**SS** – Jennifer Hubbard, UNCG  
**3B** – Melissa Ramirez, Chattanooga  
**OF** – Amanda Cone, College of Charleston  
**OF** – LaKerah Barr, Furman  
**OF** – Jessica Swearingin, Elon  
**DP** – Jamie Dupont, Elon  
**U** – Bridgette Loudermilk, College of Charleston

## Second Team

**P** – Rachael Stern, College of Charleston  
**P** – Rachel Henley, Furman  
**C** – Sarah Gough, Appalachian State  
**1B** – Jennifer Bonilla, UNCG  
**2B** – Brooke Flowers, College of Charleston  
**SS** – Mary Beth Hazelwood, East Tennessee State  
**3B** – Maria Laurato, Georgia Southern  
**OF** – Shanita Black, Georgia Southern  
**OF** – Janine Sprague, East Tennessee State  
**OF** – Dani Concepcion, Elon  
**DP** – Kristyn Hurt, Appalachian State  
**U** – Megan Borgaard, Elon

## 2005

*First Team*  
**P** – Lacey Swarouth, Chattanooga  
**P** – Rachael Stern, College of Charleston  
**C** – Jayme Durand, College of Charleston  
**1B** – Jennifer Bonilla, UNCG  
**2B** – Brittany Whittier, Chattanooga  
**SS** – Jessica Lyness, College of Charleston  
**3B** – Lindsay Glover, Appalachian State  
**OF** – Janine Sprague, East Tennessee State  
**OF** – Leshe' Russell, College of Charleston  
**OF** – Dani Concepcion, Elon  
**OF** – Shanita Black, Georgia Southern  
**DP** – Ashleigh Bull, Chattanooga  
**U** – Debbie Zeigler, Elon

## Second Team

**P** – Courtney Jenkins, East Tennessee State  
**P** – Logan Free, Georgia Southern  
**C** – Kelly Allen, UNCG  
**1B** – Renee Francis, College of Charleston  
**2B** – Bridget Loudermilk, College of Charleston  
**SS** – Maria Laurato, Georgia Southern  
**3B** – Berni Martinez, College of Charleston  
**OF** – Megan Borgaard, Elon  
**OF** – Aurora Johnson, Georgia Southern

**OF** – Krista Judge, UNCG  
**DP** – Kristyn Hurt, Appalachian State  
**U** – Megan Jaudon, Furman

## 2006

*First Team*  
**P** – Mandy McKenzie, Western Carolina  
**P** – Melissa Laliberte, Georgia Southern  
**1B** – Heather Smith, Georgia Southern  
**2B** – Paige Goss, Elon  
**3B** – Lindsay Glover, Appalachian State  
**SS** – Heather Pritchard, Western Carolina  
**C** – Allyson McCubbins, Western Carolina  
**OF** – Jess Mathis, Furman  
**OF** – Shanita Black, Georgia Southern  
**OF** – Ashley Adams, Western Carolina  
**DP** – Shannon Howard, College of Charleston  
**U** – Jenny Jackson, Western Carolina

## Second Team

**P** – Yancy Moore, Appalachian State  
**P** – Logan Free, Georgia Southern  
**1B** – Jennifer Bonilla, UNCG  
**2B** – Gina Sterchi, Georgia Southern  
**3B** – Izmena Cabrera, College of Charleston  
**SS** – Kasey Motsinger, Appalachian State  
**C** – Jayme Durand, College of Charleston  
**OF** – Jennifer Golden, College of Charleston  
**OF** – Amber Kiser, Furman  
**OF** – Jeannie Cochran, Chattanooga  
**DP** – Savannah Filley, Western Carolina  
**U** – Ashleigh Bull, Chattanooga

## 2007

*First Team*  
**P** – Terri Mesko, College of Charleston  
**P** – Brooke Loudermilk, Chattanooga  
**C** – Kristyn Hurt, Appalachian State  
**1B** – Jennifer Golden, College of Charleston  
**2B** – Paige Goss, Elon  
**3B** – Stephanie Beatty, Western Carolina  
**SS** – Tia Blosser, Chattanooga  
**SS** – Tracey Dahlen, Elon  
**OF** – Izmena Cabrera, College of Charleston  
**OF** – Jeannie Cochran, Chattanooga  
**OF** – Mary Greenway, UNCG  
**DP** – Shannon Howard, College of Charleston  
**U** – Mollie Fowler, Western Carolina

## Second Team

**P** – Ashley Frizzell, Chattanooga  
**P** – Melissa Laliberte, Georgia Southern  
**C** – Megan Jaudon, Furman  
**1B** – Alyssa Edwards, Chattanooga  
**2B** – Brittany Gaston, Appalachian State  
**3B** – Kristie Shifflett, College of Charleston  
**SS** – Adriane Audley, UNCG  
**OF** – Danielle Peters, Appalachian State  
**OF** – Amber Kiser, Furman  
**OF** – Nikki Bost, Western Carolina  
**DP** – Laci Upchurch, Chattanooga  
**U** – Tara Tembey, Chattanooga

## 2008

*First Team*  
**P** – Brooke Loudermilk, Chattanooga  
**P** – Melissa Laliberte, Georgia Southern  
**C** – Katie Boyd, Appalachian State  
**1B** – Michelle Fuzzard, Chattanooga  
**2B** – Nina Iduate, Georgia Southern  
**SS** – Tracey Dahlen, Elon  
**SS** – Tara Tembey, Chattanooga  
**3B** – Robyne Siliga, Georgia Southern  
**OF** – Mary Greenway, UNCG



# All-Conference Teams



**OF** - Laci Upchurch, Chattanooga  
**OF** - Lindsey Hopkins, Georgia Southern  
**DP** - Shannon Howard, College of Charleston  
**UT** - Jamie Swank, Western Carolina

## Second Team

**P** - Shannon Howard, College of Charleston  
**P** - Megen Smith, Georgia Southern  
**C** - Jenny Side, Georgia Southern  
**1B** - Brythe Blankenship, Furman  
**2B** - Jackie Gonzalez, Elon  
**2B** - Brittany Gaston, Appalachian State  
**SS** - Amanda Hall, Georgia Southern  
**3B** - Kristie Shifflett, College of Charleston  
**OF** - Tiffany Harmon, College of Charleston  
**OF** - Lyndsey Stiles, Chattanooga  
**OF** - Michelle Beasley, Georgia Southern  
**DP** - Melanie Helterbran, Elon  
**UT** - Katie Nutaitis, College of Charleston

## 2009

### First Team

**P** - Brianna Streetmon, Georgia Southern  
**P** - Kayla Richardson, Appalachian State  
**C** - Abby Robertson, Furman  
**1B** - Michelle Fuzzard, Chattanooga  
**2B** - Tiffany Baker, Chattanooga  
**SS** - Nina Iduate, Georgia Southern  
**3B** - Kristie Shifflett, College of Charleston  
**OF** - Lyndsey Stiles, Chattanooga  
**OF** - Katie Forbes, College of Charleston  
**OF** - Marie Fogle, Georgia Southern  
**DP** - Mollie Fowler, Western Carolina  
**UT** - Megen Smith, Georgia Southern

### Second Team

**P** - Michelle Fuzzard, Chattanooga  
**P** - Lana Mackey, Furman  
**C** - Michelle Lighton, Appalachian State  
**C** - Brittany Eason, Chattanooga  
**1B** - Sam Russo, Georgia Southern  
**2B** - Amber Shifflett, College of Charleston  
**SS** - Kaitlin Merkt, UNCG  
**3B** - Katie Boyd, Appalachian State  
**OF** - Kaiti Kelley, Chattanooga  
**OF** - Amanda Hall, Georgia Southern  
**OF** - Stephanie Field, Furman  
**DP** - Shannon Howard, College of Charleston  
**UT** - Robyn Harmon, Samford

## 2010

### First Team

**P** - Lana Mackey, Furman  
**P** - Brianna Streetmon, Georgia Southern  
**C** - Kaitlyn Piazzolla, Elon  
**1B** - Alex Emeterio, UNCG  
**2B** - Tia Blosser, Chattanooga  
**SS** - Nina Iduate, Georgia Southern  
**3B** - Tiffany Baker, Chattanooga  
**OF** - Stephanie Field, Furman  
**OF** - Emerald Graham, Elon  
**OF** - Lyndsey Stiles, Chattanooga  
**DP** - Kristie Shifflett, College of Charleston  
**UT** - Megen Smith, Georgia Southern

### Second Team

**P** - Amber Harrell, UNCG  
**P** - Kandice Irwin, Chattanooga  
**C** - Michelle Lighton, Appalachian State  
**1B** - Kelley Dillon, College of Charleston  
**2B** - Amber Shifflett, College of Charleston  
**SS** - Megan Rembielak, Appalachian State  
**3B** - Katie Boyd, Appalachian State  
**OF** - Tomeka Watson, Elon

**OF** - Sarah Rappe, Appalachian State  
**OF** - Amanda Loneran, College of Charleston  
**DP** - Eileen Horsmon, UNCG  
**UT** - Alex Adams, Samford;  
 Ashlee Crewe, Elon

## 2011

### First Team

**P** - Alexa Datko, College of Charleston  
**P** - Kandice Irwin, Chattanooga  
**C** - Vivian Morimoto, Chattanooga  
**1B** - Alex Emeterio, UNCG  
**2B** - Morgan Hughey, Furman  
**SS** - Jessie Homesly, Furman  
**3B** - Tiffany Baker, Chattanooga  
**OF** - Allie Cashion, Appalachian State  
**OF** - Marie Fogle, Georgia Southern  
**OF** - Lyndsey Stiles, Chattanooga  
**DP** - Michelle Fuzzard, Chattanooga  
**UT** - Meghan Smith, Appalachian State

### Second Team

**P** - Hannah Dow, Appalachian State  
**P** - Allie Miles, Georgia Southern  
**C** - Kaitlyn Piazzolla, Elon  
**1B** - Kasey Tydingco, Chattanooga  
**2B** - Sara Poteat, Chattanooga  
**SS** - Kaitlin Merkt, UNCG  
**3B** - Katie Boyd, Appalachian State  
**OF** - Tomeka Watson, Elon  
**OF** - Carleigh Nester, Elon  
**OF** - Carly Corthell, College of Charleston  
**DP** - Eileen Horsmon, UNCG  
**UT** - Megen Smith, Georgia Southern

## 2012

### First Team

**P** - Stephanie Saylor, College of Charleston  
**P** - Sarah Purvis, Georgia Southern  
**C** - Vivian Morimoto, Chattanooga  
**1B** - Kasey Tydingco, Chattanooga  
**2B** - Sara Poteat, Chattanooga  
**SS** - Megan Rembielak, Appalachian State  
**3B** - Jessie Homesley, Furman  
**OF** - Allie Cashion, Appalachian State  
**OF** - Marie Fogle, Georgia Southern  
**OF** - Erin Foster, Western Carolina  
**DP** - Michelle Fuzzard, Chattanooga  
**UT** - Sarah Warnock, Appalachian State

### Second Team

**P** - Hope Klicker, College of Charleston  
**P** - Taylor Deason, Chattanooga  
**C** - Michelle Lighton, Appalachian State  
**1B** - Amanda Loneran, College of Charleston  
**2B** - Hanna Ennis, Georgia Southern  
**SS** - Jessica Traxler, Chattanooga  
**3B** - Sarah Beth Roberts, Chattanooga  
**OF** - Tomeka Watson, Elon  
**OF** - Stephanie Rieck, Chattanooga  
**OF** - Cheyenne Willis, Chattanooga  
**DP** - Katelyn Bedwell, UNCG  
**UT** - Lauren Collier, Furman

## 2013

### First Team

**P** - Hope Klicker, College of Charleston  
**P** - Sarah Purvis, Georgia Southern  
**C** - Lindsay Thomas, UNCG  
**1B** - Chandler Frisbie, College of Charleston  
**2B** - Ashton Jarrett, College of Charleston  
**SS** - Kourtney Thomas, Georgia Southern  
**3B** - Kelsey Hodgson, College of Charleston  
**OF** - Allie Cashion, Appalachian State

**OF**: Tomeka Watson, Elon  
**OF**: Carleigh Nester, Elon  
**DP**: Katelyn Bedwell, UNCG  
**UT**: Lauren Collier, Furman

## Second Team

**P**: Stephanie Saylor, College of Charleston  
**P**: Lauren Collier, Furman  
**P**: Raeanne Hanks, UNCG  
**C**: Sarah Warnock, Appalachian State  
**1B**: Eileen Horsmon, UNCG  
**2B**: Sara Poteat, Chattanooga  
**SS**: Heather Robb, UNCG  
**3B**: Sarah Beth Roberts, Chattanooga  
**OF**: Allison Geiner, UNCG  
**OF**: Tatiana Alcalá, UNCG  
**OF**: Sam Taylor, Chattanooga  
**DP**: Shelby Morrill, Georgia Southern  
**UT**: Aisha Figueroa, UNCG

## Repeat First Team Selections

### 4 Times:

Julie Glasser, FUR (1994-97)  
 Carrie Hinkle, MAR (1994-97)  
 Penny Thompson, UNCG (2000-03)  
 Michelle Fuzzard, UTC (2008-09, 11-12)

### 3 Times:

Stefanie Cook, MAR (1995-97)  
 Keri Meigs, UTC (1996, 98-99)  
 Allison DeVries, UTC (1997-99)  
 Kay Brittain, FUR (1999-01)  
 Amanda Cone, CofC (2002-04)  
 Shannon Howard, CofC (2006-08)  
 Nina Iduate, GSU (2008-10)  
 Tiffany Baker, UTC (2009-11)  
 Lyndsey Stiles, UTC (2009-11)  
 Marie Fogle, GSU (2009, 11-12)  
 Allie Cashion, APP (2011-13)

### 2 Times:

Amy Jakubowski, FUR (1994-95)  
 Jeanne Noble, MAR (1994-95)  
 Sheri Russo, GSU (1995-96)  
 Denise Posey, UTC (1996-97)  
 Ashley Fleming, GSU (1997, 99)  
 Jennifer Harris, GSU (1998, 00)  
 Megan Luring, UTC (1998-99)  
 Tayla Trudell, UTC (1999, 01)

Leah Tucker, UTC (1999, 01)  
 Angela Brewer, UTC (2000-01)  
 Leigh Irwin, UNCG (2000-01)  
 Beth Alexander, UTC (2001-02)  
 Brooke Flowers, CofC (2002-03)  
 LaKerah Barr, FUR (2003-04)  
 Jessica Matthews, FUR (2002, 04)  
 Jennifer Hubbard, UNCG (2003-04)  
 Rachael Stern, CofC (2003, 05)  
 Janine Sprague, ETSU (2003, '05)  
 Lacey Swarthout, UTC (2004-05)  
 Lindsay Glover, APP (2005-06)  
 Shanita Black, GSU (2005-06)  
 Paige Goss, Elon (2006-07)  
 Melissa Laliberte, GSU (2006, 08)  
 Brooke Loudermilk, UTC (2007-08)  
 Tracey Dahlen, Elon (2007-08)  
 Mary Greenway, UNCG (2007-08)  
 Mollie Fowler, WCU (2007, 09)  
 Tia Blosser, UTC (2007, 10)  
 Kristie Shifflett, CofC (2009-10)  
 Megen Smith, GSU (2009-10)  
 Brianna Streetmon, GSU (2009-10)  
 Alex Emeterio, UNCG (2010-11)  
 Vivian Morimoto, UTC (2011-12)  
 Jessie Homesley, FUR (2011-12)  
 Sarah Purvis, GSU (2011-12)



# First-Team All Conference by School

## **APPALACHIAN STATE**

**8 players; 11 selections**

Lindsay Glover, 2005, 2006  
Kristyn Hurt, 2007  
Katie Boyd, 2008  
Kayla Richardson, 2009  
Allie Cashion, 2011, 2012, 2013  
Meghan Smith, 2011  
Megan Rembielak, 2012  
Sarah Warnock, 2012

## **COLLEGE OF CHARLESTON**

**22 players; 29 selections**

Brooke Fuller, 1999  
Jacklyn Mariner, 2000  
Brooke Flowers, 2002, 2003  
Amanda Cone, 2002, 2003, 2004  
Rachael Stern, 2003, 2005  
Jessica Schwartzkopf, 2003  
Bridget Loudermilk, 2004  
Jayme Durand, 2005  
Jessica Lyness, 2005  
Leshe' Russell, 2005  
Shannon Howard, 2006, 2007, 2008  
Izmena Cabrera, 2007  
Jennifer Golden, 2007  
Terri Mesko, 2007  
Kristie Shifflett, 2009, 2010  
Katie Forbes, 2009  
Alexa Datko, 2011  
Stephanie Saylor, 2012  
Hope Klicker, 2013  
Chandler Frisbie, 2013  
Ashton Jarrett, 2013  
Kelsey Hodgson, 2013

## **CHATTANOOGA**

**41 players; 61 selections**

April Miller, 1994  
Margaret Roddy, 1995  
Jennifer Swanson, 1995  
Erika Norris, 1995  
Keri Meigs, 1996, 1998, 1999  
Denise Posey, 1996, 1997  
Jessica Brown, 1996  
Allison DeVries, 1997, 1998, 1999  
J.D. Staton, 1997  
Megan Luring, 1998, 1999  
Amy Robertson, 1998  
Kami Tucker, 1998  
Tayla Trudell, 1999, 2001  
Leah Tucker, 1999, 2001  
Liz Card, 1999  
Angela Brewer, 2000, 2001  
Beth Alexander, 2001, 2002  
Dana Reed, 2001  
Jaci Welsh, 2001  
Awbrey Winckler, 2002  
Jade Pescatore, 2002

Jill Crawford, 2002  
Paige Cochrane, 2002  
Jennifer Reed, 2003  
Melissa Ramirez, 2004  
Lacey Swarthout, 2004, 2005  
Brittany Whitter, 2005  
Ashleigh Bull, 2005  
Tia Blosser, 2007  
Jeannie Cochran, 2007  
Brooke Loudermilk, 2007, 2008  
Michelle Fuzzard, 2008, 2009, 2011, 2012  
Tara Tembey, 2008  
Laci Upchurch, 2008  
Tiffany Baker, 2009, 2010, 2011  
Lyndsey Stiles, 2009, 2010, 2011  
Tia Blosser, 2010  
Kandice Irwin, 2011  
Vivian Morimoto, 2011, 2012  
Kasey Tydingco, 2012  
Sara Poteat, 2012

## **ELON**

**11 players; 13 selections**

Jamie Dupont, 2004  
Jenny Gustin, 2004  
Jessica Swearingin, 2004  
Dani Concepcion, 2005  
Debbie Zeigler, 2005  
Paige Goss, 2006, 2007  
Tracey Dahlen, 2007, 2008  
Emerald Graham, 2010  
Kaitlyn Piazzolla, 2010  
Tomeka Watson, 2013  
Carleigh Nester, 2013

## **FURMAN**

**19 players; 28 selections**

Julie Glasser, 1994, 1995, 1996, 1997  
Amy Jakubowski, 1994, 1995  
Kim Currier, 1994  
Cathy Frohnheiser, 1994  
Jamie Rausch, 1996  
Cari Williams, 1997  
Kay Brittain, 1999, 2000, 2001  
Judy Baker, 1999  
Chrissy Hacker, 2000  
Jessica Matthews, 2002, 2004  
Meagen Johnson, 2003  
LaKerah Barr, 2003, 2004  
Jess Mathis, 2006  
Abby Robertson, 2009  
Stephanie Field, 2010  
Lana Mackey, 2010  
Morgan Hughey, 2011  
Jessie Homesley, 2011, 2012  
Lauren Collier, 2013

## **GEORGIA SOUTHERN**

**27 players; 38 selections**

Karen Petit, 1994  
Melissa Williams, 1994  
Sheri Russo, 1995, 1996  
Debbie Hensley, 1995  
Vanessa Fawcett, 1996  
Tonya Whitted, 1996  
Ashley Fleming, 1997, 1999  
McCaine Lowder, 1997  
Jennifer Harris, 1998, 2000  
Danelle Toole, 1998  
Jennifer Miller, 1999  
Jaclyn Kaylor, 1999  
Aimee Littlejohn, 2000  
Julie Peel, 2001  
Crystal Crews, 2002  
Cary Moore, 2004  
Shanita Black, 2005, 2006  
Melissa Laliberte, 2006, 2008  
Heather Smith, 2006  
Nina Iduate, 2008, 2009, 2010  
Robyne Siliga, 2008  
Lindsey Hopkins, 2008  
Brianna Streetmon, 2009, 2010  
Marie Fogle, 2009, 2011, 2012  
Megen Smith, 2009, 2010  
Sarah Purvis, 2012, 2013  
Kourtny Thomas, 2013

## **UNCG**

**15 players; 21 selections**

Jill Quilla, 1998  
Lara Long, 1998  
Danielle Sekula, 1998  
Penny Thompson, 2000, 2001, 2002, 2003  
Leigh Irwin, 2000, 2001  
Kristy Norton, 2000  
Joy Stogner, 2000  
Amber Watson, 2003  
Jennifer Hubbard, 2003, 2004  
Joni Gomez, 2004  
Jennifer Bonilla, 2005  
Mary Greenway, 2007, 2008  
Alex Emeterio, 2010, 2011  
Lindsay Thomas, 2013  
Katelyn Bedwell, 2013

## **WESTERN CAROLINA**

**9 players; 10 selections**

Mendy McKenzie, 2006  
Heather Pritchard, 2006  
Allyson McCubbins, 2006  
Ashley Adams, 2006  
Jenny Jackson, 2006  
Stephanie Beatty, 2007  
Mollie Fowler, 2007, 2009  
Jamie Swank, 2008  
Erin Foster, 2012

# Postseason Results



## SoCon Tournament Record by School

School	Appearances	Won	Lost	Pct.	For	Opp	Titles	Runners-Up
Chattanooga	19	50	19	.725	299	125	11	2
Georgia Southern	19	48	35	.578	231	226	4	6
Furman	18	30	34	.469	181	188	2	6
<i>College of Charleston</i>	13	29	26	.527	177	185	1	3
Elon	9	13	15	.464	79	110	1	0
UNCG	15	21	31	.404	119	162	0	2
Samford	3	6	6	.500	43	39	0	0
Appalachian State	11	13	24	.351	76	104	0	0
Western Carolina	6	4	13	.235	27	50	0	0

Former members in italics

## SoCon Tournament Results

<b>1994</b> Furman 2, Marshall 1 Georgia Southern 3, Chattanooga 0 Marshall 5, Chattanooga 2 Furman 1, Georgia Southern 0 Georgia Southern 2, Marshall 0 Furman 7, Georgia Southern 0	Furman 2, Chattanooga 1 Georgia Southern 2, UNCG 0 Chattanooga 1, Georgia Southern 0 Chattanooga 2, Furman 0 Chattanooga 2, Furman 0	Chattanooga 10, East Tennessee State 1
<b>1995</b> Georgia Southern 1, Furman 0 (9) Marshall 4, Chattanooga 0 Furman 7, Chattanooga 0 Marshall 5, Georgia Southern 3 Furman 9, Georgia Southern 1 Marshall 7, Furman 1	<b>2001</b> UNCG 1, East Tennessee State 0 (8) Chattanooga 1, Appalachian State 0 Furman 2, UNC Wilmington 1 Georgia Southern 6, College of Charleston 4 Appalachian State 5, East Tennessee State 0 College of Charleston 5, UNC Wilmington 3 Chattanooga 2, UNCG 0 Furman 3, Georgia Southern 1 College of Charleston 5, UNCG 2 Georgia Southern 3, Appalachian State 2 Chattanooga 2, Furman 0 Georgia Southern 3, College of Charleston 2 (10) Furman 10, Georgia Southern 1 (5) Chattanooga 4, Furman 1	<b>2004</b> East Tennessee State 5, Georgia Southern 4 (8) Elon 9, UNCG 3 College of Charleston 9, Furman 1 (5) Chattanooga 4, Appalachian State 3 Appalachian State 13, UNCG 3 (6) Georgia Southern 2, Furman 0 Chattanooga 11, Elon 1 (5) College of Charleston 7, East Tennessee State 0 Elon 6, Georgia Southern 4 Appalachian State 4, East Tennessee State 0 Chattanooga 3, College of Charleston 0 Appalachian State 3, Elon 2 College of Charleston 1, Appalachian State 0 Chattanooga 5, College of Charleston 4
<b>1996</b> Marshall 3, Georgia Southern 0 Chattanooga 3, Furman 2 Georgia Southern 5, Furman 0 Chattanooga 3, Marshall 2 Georgia Southern 3, Marshall 1 Chattanooga 4, Georgia Southern 2 (11)	<b>2002</b> East Tennessee State 12, College of Charleston 6 Georgia Southern 2, UNC Wilmington 1 Furman 4, UNCG 1 Chattanooga 5, Appalachian State 1 College of Charleston 1, Appalachian State 0 UNCG 5, UNC Wilmington 0 Chattanooga 7, East Tennessee State 1 Georgia Southern 3, Furman 2 East Tennessee State 4, UNCG 3 Furman 3, College of Charleston 1 Chattanooga 1, Georgia Southern 0 Furman 7, East Tennessee State 6 Furman 7, Georgia Southern 2 Chattanooga 9, Furman 0	<b>2005</b> Elon 4, East Tennessee State 2 College of Charleston 4, Furman 0 Chattanooga 8, UNCG 0 Appalachian State 6, Georgia Southern 1 Furman 4, East Tennessee State 3 Georgia Southern 7, UNCG 0 College of Charleston 3, Elon 1 Chattanooga 4, Appalachian State 1 Elon 7, Georgia Southern 6 Furman 2, Appalachian State 0 College of Charleston 4, Chattanooga 2 Furman 4, Elon 0 Chattanooga 9, Furman 0 College of Charleston 8, Chattanooga 7
<b>1997</b> Chattanooga 9, Furman 1 Marshall 2, Georgia Southern 1 (10) Furman 11, Georgia Southern 2 Chattanooga 8, Marshall 0 Furman 3, Marshall 0 Chattanooga 5, Furman 0	<b>2003</b> East Tennessee State 4, Georgia Southern 2 College of Charleston 15, Appalachian State 1 UNCG 5, UNC Wilmington 0 Chattanooga 5, Furman 0 Georgia Southern 2, Appalachian State 1 Furman 5, UNC Wilmington 4 (11) East Tennessee State 5, College of Charleston 3 (10) Chattanooga 3, UNCG 1 (9) College of Charleston 3, Furman 0 Chattanooga 8, East Tennessee State 0 Georgia Southern 2, UNCG 0 College of Charleston 3, Georgia Southern 0 East Tennessee State 2, College of Charleston 0 East Tennessee State 1, Chattanooga 0	<b>2006</b> Chattanooga 5, Appalachian State 1 UNCG 5, Western Carolina 3 Furman 4, College of Charleston 1 Elon 4, Georgia Southern 2 Appalachian State 1, Western Carolina 0 Georgia Southern 11, College of Charleston 2 Chattanooga 2, UNCG 0 Furman 7, Elon 6 Appalachian State 2, Elon 1 Georgia Southern 2, UNCG 0 Furman 3, Chattanooga 2 Georgia Southern 4, Appalachian State 1 Georgia Southern 4, Chattanooga 1 Georgia Southern 3, Furman 2 Georgia Southern 4, Furman 0
<b>1998</b> Chattanooga 6, Furman 2 UNCG 5, Georgia Southern 4 (9) Georgia Southern 2, Furman 0 Chattanooga 7, UNCG 1 Georgia Southern 6, UNCG 3 Chattanooga 8, Georgia Southern 0		
<b>1999</b> College of Charleston 6, UNCG 2 Georgia Southern 4, Furman 3 Chattanooga 8, College of Charleston 0 Furman 4, UNCG 3 Georgia Southern 3, Chattanooga 2 College of Charleston 3, Furman 0 Chattanooga 6, College of Charleston 0 Georgia Southern 7, Chattanooga 5		
<b>2000</b> UNC Wilmington 3, Georgia Southern 0 UNCG 3, College of Charleston 0 Chattanooga 4, UNC Wilmington 0 Furman 3, UNCG 0 Georgia Southern 5, College of Charleston 3 UNCG 7, UNC Wilmington 3		



# Postseason Results

## SoCon Tournament Results

**2007** Furman 12, College of Charleston 5  
 Elon 2, Appalachian State 1  
 Western Carolina 2, Georgia Southern 0  
 UNCG 2, Chattanooga 1  
 College of Charleston 4, Appalachian State 2 (11)  
 Georgia Southern 9, Chattanooga 4  
 Furman 7, Elon 1  
 Western Carolina 1, UNCG 0  
 Georgia Southern 4, Elon 1  
 UNCG 10, College of Charleston 0  
 Furman 4, Western Carolina 2  
 Georgia Southern 3, UNCG 2  
 Georgia Southern 3, Western Carolina 2  
 Georgia Southern 4, Furman 1  
 Furman 3, Georgia Southern 2 (9)

**2008** UNCG 1, Elon 0  
 Chattanooga 3, Western Carolina 1  
 Georgia Southern 4, Appalachian State 2  
 College of Charleston 6, Furman 5  
 Elon 5, Western Carolina 3  
 Appalachian State 2, Furman 1  
 UNCG 3, Chattanooga 1  
 Georgia Southern 6, College of Charleston 5  
 Chattanooga 9, Appalachian State 2  
 College of Charleston 8, Elon 0  
 Georgia Southern 4, UNCG 2  
 Chattanooga 5, College of Charleston 2  
 Chattanooga 3, UNCG 0  
 Chattanooga 3, Georgia Southern 2  
 Chattanooga 10, Georgia Southern 1 (5)

**2009** Western Carolina 4, Elon 1  
 Appalachian State 2, UNCG 0  
 Samford 6, College of Charleston 1  
 Furman 9, Georgia Southern 3  
 Chattanooga 2, Western Carolina 1  
 UNCG 5, College of Charleston 3  
 Georgia Southern 6, Western Carolina 1  
 Chattanooga 2, Furman 0  
 Samford 3, Appalachian State 1  
 UNCG 4, Furman 3  
 Georgia Southern 1, Appalachian State 0  
 Georgia Southern 9, UNCG 2  
 Chattanooga 3, Samford 2  
 Georgia Southern 4, Samford 3  
 Chattanooga 7, Georgia Southern 2

**2010** Elon 3, Georgia Southern 2  
 UNCG 4, Chattanooga 1  
 Georgia Southern 3, Chattanooga 0  
 Elon 6, UNCG 4  
 UNCG 2, Georgia Southern 1  
 Elon 6, UNCG 3

**2011** Furman 5, Western Carolina 4  
 Elon 7, College of Charleston 5  
 Chattanooga 4, Furman 0  
 Samford 6, Appalachian State 3  
 UNCG 2, Georgia Southern 0  
 College of Charleston 4, Furman 2 (8)  
 Appalachian State 4, Georgia Southern 2 (8)  
 Chattanooga 7, Elon 1  
 UNCG 4, Samford 1  
 Appalachian State 6, Elon 5  
 College of Charleston 8, Samford 5  
 Chattanooga 13, UNCG 0  
 College of Charleston 6, Appalachian State 3  
 College of Charleston 2, UNCG 0  
 Chattanooga 11, College of Charleston 2 (6)

**2012** Samford 3, Furman 2  
 Chattanooga 8, Elon 1  
 College of Charleston 6, Western Carolina 2  
 Georgia Southern 3, Samford 0  
 Appalachian State 6, UNCG 2  
 Elon 7, Western Carolina 3  
 UNCG 6, Samford 5  
 Chattanooga 6, College of Charleston 1  
 Georgia Southern 6, Appalachian State 0  
 College of Charleston 6, UNCG 3  
 Elon 4, Appalachian State 0  
 Georgia Southern 5, Chattanooga 2  
 College of Charleston 4, Elon 2  
 College of Charleston 7, Chattanooga 6  
 College of Charleston 4, Georgia Southern 3  
 Georgia Southern 6, College of Charleston 2

**2013** Samford 8, Elon 0  
 Western Carolina 3, College of Charleston 1  
 Georgia Southern 6, Chattanooga 2  
 Appalachian State 3, Samford 2 (10)  
 UNCG 1, Furman 0  
 College of Charleston 5, Chattanooga 3  
 Samford 1, Furman 0  
 Georgia Southern 6, Western Carolina 0  
 UNCG 3, Appalachian State 0  
 College of Charleston 2, Appalachian State 0 (10)  
 Samford 8, Western Carolina 0  
 College of Charleston 3, Georgia Southern 2  
 UNCG 12, Samford 2  
 Georgia Southern 3, College of Charleston 2 (11)  
 Georgia Southern 1, UNCG 0 (11)

## NCAA Tournament Results

<b>2000</b> Regionals:	Mississippi State 6, Chattanooga 1 Chattanooga 6, Army 4 (9) Utah 2, Chattanooga 1	<b>2007</b> Regionals:	Georgia Southern 2, Coastal Carolina 1 Georgia 11, Georgia Southern 6 Tennessee 8, Furman 0 Winthrop 11, Furman 1
<b>2001</b> Regionals:	Michigan 1, Chattanooga 0 Chattanooga 5, Illinois-Chicago 2 Oregon State 13, Chattanooga 0 (5)	<b>2008</b> Regionals:	Alabama 8, Chattanooga 0 (6) Florida State 5, Chattanooga 3 (8)
<b>2002</b> Regionals:	Chattanooga 3, Florida Atlantic 0 Chattanooga 6, Florida Atlantic 1 Georgia Tech 3, Chattanooga 0 Florida State 1, Chattanooga 0 (8)	<b>2009</b> Regionals:	Texas 1, Chattanooga 0 (9) Mississippi Valley State 1, Chattanooga 0
<b>2003</b> Regionals:	Stanford 2, Chattanooga 0 Massachusetts 3, Chattanooga 0	<b>2010</b> Regionals:	Georgia 10, Elon 4 Radford 8, Elon 0
<b>2004</b> Regionals:	Washington 4, Chattanooga 1 Texas A&M 6, Chattanooga 0	<b>2011</b> Regionals:	Memphis 4, Chattanooga 1 Chattanooga 8, Jackson State 1 Chattanooga 2, Memphis 1 Alabama 11, Chattanooga 2
<b>2005</b> Regionals:	Tennessee 4, College of Charleston 0 College of Charleston 6, Virginia Tech 3 College of Charleston 10, Virginia Tech 2 Tennessee 2, College of Charleston 0	<b>2012</b> Regionals:	UNC 2, Georgia Southern 1 (8) Coastal Carolina 2, Georgia Southern 1
<b>2006</b> Regionals:	Georgia 4, Georgia Southern 0	<b>2013</b> Regionals:	South Florida 1, Georgia Southern 0 (8) Georgia Southern 3, Hampton 0 South Florida 2, Georgia Southern 1 (9)

## NCAA Tournament Record by School

School	Appearances	Won	Lost	Pct.	For	Opp.
Chattanooga	8	6	16	.273	26	63
College of Charleston	1	2	2	.500	16	11
Georgia Southern	3	2	6	.333	6	23
Furman	1	0	2	.000	1	19
Elon	1	0	2	.000	4	18



# Season-by-Season Standings



**1994**

	Conference			Overall		
	W	L	Pct.	W	L	Pct.
Furman	4	0	1.000	33	23	.589
Georgia Southern	3	3	.500	27	25	.519
Chattanooga	2	4	.333	14	25	.359
Marshall	1	3	.250	17	21	.447

**1995**

	Conference			Overall		
	W	L	Pct.	W	L	Pct.
Furman	8	4	.667	32	26	.552
Chattanooga	8	4	.667	29	21	.580
Marshall	4	8	.333	28	29	.491
Georgia Southern	4	8	.333	17	29	.370

**1996**

	Conference			Overall		
	W	L	Pct.	W	L	Pct.
Georgia Southern	9	3	.750	31	23	.574
Chattanooga	6	6	.500	34	15	.694
Furman	6	6	.500	22	38	.367
Marshall	3	9	.250	38	24	.613

**1997**

	Conference			Overall		
	W	L	Pct.	W	L	Pct.
Chattanooga	5	3	.625	33	19	.635
Marshall	7	5	.583	36	25	.591
Georgia Southern	5	5	.500	20	32	.385
Furman	3	7	.300	24	32	.428

**1998**

	Conference			Overall		
	W	L	Pct.	W	L	Pct.
Chattanooga	10	2	.833	47	15	.758
UNCG	7	5	.583	32	25	.561
Georgia Southern	5	7	.417	20	36	.357
Furman	2	10	.167	17	44	.279

**1999**

	Conference			Overall		
	W	L	Pct.	W	L	Pct.
Chattanooga	16	0	1.000	48	18	.727
Georgia Southern	12	4	.750	38	27	.585
UNCG	7	9	.438	31	33	.484
College of Charleston	3	13	.188	26	36	.419
Furman	2	14	.125	15	40	.273

**2000**

	Conference			Overall		
	W	L	Pct.	W	L	Pct.
Chattanooga	15	5	.750	47	27	.635
Furman	12	8	.600	37	33	.529
UNCG	9	11	.450	37	29	.561
Georgia Southern	9	11	.450	30	38	.441
UNC Wilmington	8	12	.400	22	42	.344
College of Charleston	7	13	.350	27	31	.466

**2001**

	Conference			Overall		
	W	L	Pct.	W	L	Pct.
Chattanooga	18	2	.900	49	18	.731
Furman	11	7	.611	28	29	.491
Georgia Southern	12	8	.600	25	33	.431
UNCG	11	9	.550	31	27	.534
East Tennessee State	9	11	.450	14	35	.286
College of Charleston	7	13	.350	24	33	.421
UNC Wilmington	5	14	.263	20	34	.370
Appalachian State	4	13	.235	13	36	.265

**2002**

	Conference			Overall		
	W	L	Pct.	W	L	Pct.
Chattanooga	17	2	.895	44	15	.748
Georgia Southern	15	6	.714	25	29	.463
Furman	11	10	.524	24	24	.500
College of Charleston	10	11	.476	22	30	.423
East Tennessee State	9	12	.429	25	32	.439

UNCG	8	12	.400	35	30	.538
UNC Wilmington	7	13	.350	22	32	.407
Appalachian State	4	15	.211	11	45	.196

**2003**

	Conference			Overall		
	W	L	Pct.	W	L	Pct.
College of Charleston	16	4	.800	45	11	.804
UNCG	14	6	.700	38	18	.679
Chattanooga	12	8	.600	37	30	.552
Georgia Southern	10	10	.500	28	28	.500
East Tennessee State	10	10	.500	28	26	.519
Furman	8	13	.381	21	32	.396
UNC Wilmington	6	13	.316	22	38	.367
Appalachian State	4	16	.200	16	35	.314

**2004**

	Conference			Overall		
	W	L	Pct.	W	L	Pct.
Chattanooga	16	4	.800	45	23	.662
College of Charleston	14	6	.700	43	23	.652
Georgia Southern	11	10	.524	30	29	.508
Elon*	11	10	.524	33	23	.588
UNCG	8	12	.400	30	30	.500
East Tennessee State	8	13	.381	29	34	.460
Furman	7	13	.350	15	48	.238
Appalachian State	7	14	.333	22	39	.361

\* - record includes one tie.

**2005**

	Conference			Overall		
	W	L	Pct.	W	L	Pct.
College of Charleston	17	4	.810	53	18	.746
Chattanooga	15	4	.789	46	21	.687
Georgia Southern	14	7	.667	28	32	.467
East Tennessee State	10	9	.526	25	33	.431
Elon*	9	12	.429	31	32	.492
Appalachian State	7	14	.333	24	36	.400
UNCG	7	14	.333	20	40	.333
Furman	3	18	.143	15	47	.242

\* - record includes one tie.

**2006**

	Conference			Overall		
	W	L	Pct.	W	L	Pct.
Western Carolina	16	4	.800	41	20	.672
College of Charleston	14	7	.667	29	30	.492
Georgia Southern	12	9	.571	35	35	.500
Chattanooga	11	10	.524	38	35	.521
Appalachian State	10	11	.476	29	30	.492
Elon	9	11	.450	24	29	.453
Furman	7	14	.333	29	37	.439
UNCG	4	17	.190	20	42	.323

**2007**

	Conference			Overall		
	W	L	Pct.	W	L	Pct.
Chattanooga	16	5	.762	35	31	.530
College of Charleston	14	7	.667	34	26	.567
Appalachian State	11	10	.524	20	38	.345
Georgia Southern	9	11	.450	29	32	.475
Elon	9	11	.450	28	32	.467
Western Carolina	9	11	.450	28	34	.452
Furman*	7	13	.350	21	36	.371
UNCG	7	14	.333	29	37	.439

\* - record includes one tie.

**2008**

	Conference			Overall		
	W	L	Pct.	W	L	Pct.
Chattanooga	13	5	.722	41	22	.651
Georgia Southern	13	8	.619	37	30	.552
College of Charleston	12	8	.600	33	33	.500
Elon	19	9	.571	26	27	.491
UNCG	7	11	.389	23	33	.411
Furman	8	13	.381	21	33	.389

Appalachian State	6	10	.375	11	37	.229
Western Carolina	7	14	.333	19	36	.345

**2009**

	Conference			Overall		
	W	L	Pct.	W	L	Pct.
Chattanooga	15	5	.750	30	24	.556
Appalachian State	14	9	.609	26	29	.473
College of Charleston	14	9	.609	23	26	.469
Georgia Southern	14	10	.583	29	25	.537
Furman	11	12	.478	22	29	.431
UNCG	9	12	.429	26	33	.441
Samford	10	14	.417	21	30	.412
Western Carolina	7	14	.333	12	35	.255
Elon	6	15	.286	15	32	.319

**2010**

	Conference			Overall		
	W	L	Pct.	W	L	Pct.
Chattanooga	19	5	.792	39	17	.696
Elon	15	9	.625	38	21	.644
Georgia Southern	14	9	.609	30	26	.536
Furman	12	11	.522	24	23	.511
UNCG	12	11	.522	27	30	.474
Appalachian State	11	12	.478	27	25	.519
College of Charleston	10	13	.435	24	27	.471
Samford	10	14	.417	19	31	.380
Western Carolina	2	21	.087	10	43	.189

**2011**

	Conference			Overall		
	W	L	Pct.	W	L	Pct.
Chattanooga	20	3	.870	44	14	.759
Appalachian State	15	7	.682	26	24	.520
Georgia Southern	16	8	.667	28	29	.491
College of Charleston	12	11	.522	37	21	.638
Elon	12	12	.500	30	24	.556
UNCG	10	14	.417	26	32	.448
Samford	9	15	.375	14	40	.259
Furman	9	15	.375	18	35	.340
Western Carolina	3	21	.125	18	35	.340

**2012**

	Conference			Overall		
	W	L	Pct.	W	L	Pct.
Georgia Southern	22	2	.917	42	18	.700
Chattanooga	20	2	.909	39	16	.709
College of Charleston	14	9	.609	36	14	.600
UNCG	10	13	.435	22	34	.393
Appalachian State	9	13	.409	22	25	.468
Elon	9	15	.375	25	26	.490
Western Carolina	9	15	.375	24	34	.414
Furman	6	18	.250	17	35	.327
Samford	6	18	.250	14	42	.250

**2013**

	Conference			Overall		
	W	L	Pct.	W	L	Pct.
Appalachian State	17	7	.708	31	22	.585
College of Charleston	15	8	.652	37	20	.649
Georgia Southern	14	9	.609	33	30	.524
UNCG	12	11	.522	38	19	.667
Furman	10	11	.476	27	27	.500
Chattanooga	10	11	.476	26	28	.481
Western Carolina	9	15	.375	20	36	.357
Elon	8	14	.364	21	31	.404
Samford	6	15	.286	17	35	.327



# All-Tournament Teams

## 1994

Kim Currier, Furman  
 Carrie Collins, Georgia Southern  
 Amy Jakubowski, Furman  
 Brandi Northrup, Marshall  
 Brooke O'Meara, Georgia Southern  
 Jeanne Noble, Marshall  
 Karen Petit, Georgia Southern  
 Cathy Frohnheiser, Furman  
 Ellen Greenslait, Marshall  
 Stacy Soltis, Furman  
**MVP** - Kim Currier, Furman

## 1995

Cristy Waring, Marshall  
 Jeanne Noble, Marshall  
 Heather Michaelis, Marshall  
 Lisa Wilson, Marshall  
 Missy Frost, Marshall  
 Debbie Hensley, Georgia Southern  
 Sheri Russo, Georgia Southern  
 Julie Glasser, Furman  
 Amy Jakubowski, Furman  
 Jamie Rausch, Furman  
**MVP**: Cristy Waring, Marshall

## 1996

Carrie Hinkle, Marshall  
 Shannon Strozier, Marshall  
 Cristy Waring, Marshall  
 Keri Meigs, Chattanooga  
 Denise Posey, Chattanooga  
 Allison DeVries, Chattanooga  
 April Miller, Chattanooga  
 Beth Dance, Georgia Southern  
 Sheri Russo, Georgia Southern  
 Vanessa Fawcett, Georgia Southern  
**MVP**: April Miller, Chattanooga

## 1997

J.D. Staton, Chattanooga  
 Allison DeVries, Chattanooga  
 Amy Robertson, Chattanooga  
 Keri Meigs, Chattanooga  
 Julie Glasser, Furman  
 Erin Keen, Furman  
 Ashley Rayl, Furman

Dawn Matoy, Marshall  
 Cristy Waring, Marshall  
 Danelle Toole, Georgia Southern  
**MVP**: J.D. Staton, Chattanooga

## 1998

Mandi Green, Chattanooga  
 Megan Luring, Chattanooga  
 Amy Robertson, Chattanooga  
 Kami Tucker, Chattanooga  
 Leah Tucker, Chattanooga  
 Mandi Dunn, Georgia Southern  
 Jennifer Harris, Georgia Southern  
 Danelle Toole, Georgia Southern  
 Danielle Sekula, UNCG  
 Joy Stogner, UNCG  
**MVP**: Amy Robertson, Chattanooga

## 1999

Leah Tucker, Chattanooga  
 Beth Alexander, Chattanooga  
 Aimee Littlejohn, Georgia Southern  
 Liz Card, Chattanooga  
 Ashley Flemming, Georgia Southern  
 Kay Brittain, Furman  
 Jennifer Miller, Georgia Southern  
 Megan Luring, Chattanooga  
 Ashley Whetsell, College of Charleston  
 Kenzie Kohler, College of Charleston  
**MVP**: Aimee Littlejohn, Georgia Southern

## 2000

Amy Poole, UNCG  
 Maggie Johnson, UNC Wilmington  
 Jaclyn Kaylor, Georgia Southern  
 Jennifer Miller, Georgia Southern  
 Jessi Anucinski, Furman  
 Chrissy Hacker, Furman  
 Erin Keen, Furman  
 Dana Reed, Chattanooga  
 Jaci Welsh, Chattanooga  
**MVP**: Connie Ness, Chattanooga

## 2001

Jordan Arnold, Appalachian State  
 Amanda Cone, College of Charleston  
 Tabitha Robinson, Georgia Southern

Joy Stogner, UNCG  
 Kelly Jack, Furman  
 Kay Brittain, Furman  
 Talya Trudell, Chattanooga  
 Beth Alexander, Chattanooga  
 Leah Tucker, Chattanooga  
**MVP**: Angela Brewer, Chattanooga

## 2002

LaKerah Barr, Furman  
 Stacie Cooper, Georgia Southern  
 Paige Cochrane, Chattanooga  
 Melissa Ramirez, Chattanooga  
 Kate Morrison, Furman  
 Melanie Collins, East Tennessee State  
 Rachel Henley, Furman  
 Mary Beth Hazelwood, East Tennessee State  
 Jill Crawford, Chattanooga  
 Christi Aitken, Georgia Southern  
**Most Outstanding Player**: Awbrey Winckler, Chattanooga

## 2003

Kim Benningfield, UNCG  
 Brooke Flowers, College of Charleston  
 Teri Herbert, Chattanooga  
 Meagen Johnson, Furman  
 Tiffany McVay, East Tennessee State  
 Jacquie Rothey, College of Charleston  
 Danielle Spetar, East Tennessee State  
 Sam Steiner, Georgia Southern  
 Rachel Stern, College of Charleston  
 Awbrey Winckler, Chattanooga  
**Most Outstanding Player**: Melissa Ramirez, Chattanooga

## 2004

Shanita Black, Georgia Southern  
 Meredith Miley, Elon  
 Amber Handy, Appalachian State  
 Jordan Arnold, Appalachian State  
 Bridget Loudermilk, College of Charleston  
 Rachael Stern, College of Charleston  
 Leshe Russell, College of Charleston  
 Jeannie Cochran, Chattanooga  
 Lacey Swarthout, Chattanooga  
 Melissa Ramirez, Chattanooga  
**Most Outstanding Player**: Melissa Ramirez, Chattanooga

## 2005

Rachael Stern, College of Charleston  
 Bridget Loudermilk, College of Charleston  
 Berni Martinez, College of Charleston  
 Melissa Ramirez, Chattanooga  
 Lacey Swarthout, Chattanooga  
 Jeannie Cochran, Chattanooga  
 Tara Temby, Chattanooga  
 Dani Concepcion, Elon  
 Rachael Henley, Furman  
 Amber Nelson, Furman  
**Most Outstanding Player**: Rachael Stern, College of Charleston

## Team Selections For All Schools

School	First Team	All-Tourn.	PLOY	POY	COY	FOY
	All-Conf.					
Appalachian State	9	5	1	0	1	1
College of Charleston	28	19	2	1	3	1
Chattanooga	56	50	4	9	7	6
Elon	13	6	0	0	0	1
Furman	26	34	4	3	4	0
Georgia Southern	37	45	3	5	3	5
UNCG	21	13	4	0	0	1
Samford	0	3	0	0	0	0
Western Carolina	10	1	0	1	1	1

PLOY - Player-of-the-Year  
 POY - Pitcher-of-the-Year  
 COY - Coach-of-the-Year  
 FOY - Freshman-of-the-Year

# All-Tournament Teams



## 2006

Yancy Moose, Appalachian State  
Ashley Frizzell, Chattanooga  
Alyssa Edwards, Chattanooga  
Megan Jaudon, Furman  
Stephanie Cushing, Furman  
Blake Murray, Furman  
Sam Steiner, Georgia Southern  
Shanita Black, Georgia Southern  
Gina Sterchi, Georgia Southern  
Logan Free, Georgia Southern  
**Most Outstanding Player:** Shanita Black, Georgia Southern

## 2007

Brythe Blankenship, Furman  
Stephanie Cushing, Furman  
Amber Kiser, Furman  
Blake Murray, Furman  
Maria Laurato, Georgia Southern  
Samantha Russo, Georgia Southern  
Jenny Side, Georgia Southern  
Robyne Siliga, Georgia Southern  
Vanessa Oakes, UNCG  
Mendy McKenzie, Western Carolina  
**Most Outstanding Player:** Amber Kiser, Furman

## 2008

Brooke Loudermilk, Chattanooga  
Tiffany Baker, Chattanooga  
Tara Tembey, Chattanooga  
Laci Upchurch, Chattanooga  
Nina Iduate, Georgia Southern  
Melissa Laliberte, Georgia Southern  
Robyne Siliga, Georgia Southern  
Tiffany Harmon, College of Charleston  
Terri Mesko, College of Charleston  
Hannah Angel, UNCG  
**Most Outstanding Player:** Brooke Loudermilk, Chattanooga

## 2009

Kayla Richardson, Appalachian State  
Abby Robertson, Furman  
Jenny Side, Georgia Southern  
Robyne Siliga, Georgia Southern  
Brianna Streetmon, Georgia Southern  
Jessica Owens, Samford  
Brooke Loudermilk, Chattanooga  
Lyndsey Stiles, Chattanooga  
Kandice Irwin, Chattanooga  
Michelle Fuzzard, Chattanooga  
**Most Outstanding Player:** Brianna Streetmon, Georgia Southern

## 2010

Megen Smith, Georgia Southern  
Brianna Streetmon, Georgia Southern  
Ashlee Crewe, Elon  
Erin O'Shea, Elon  
Kaitlyn Piazzolla, Elon  
Tomeka Watson, Elon  
Alex Emeterio, UNCG  
Amber Harrell, UNCG  
Eileen Horsmon, UNCG

Whitney Sirois, UNCG

**Most Outstanding Player:** Amber Harrell, UNCG

## 2011

Allie Cashion, Appalachian State  
Carly Corthell, College of Charleston  
Katie Pesature, College of Charleston  
Stephanie Saylor, College of Charleston  
Cory Mattson, UNCG  
Michelle Fuzzard, Chattanooga  
Vivian Morimoto, Chattanooga  
Sara Poteat, Chattanooga  
Nikki Waters, Chattanooga  
**Most Outstanding Player:** Sara Poteat, Chattanooga

## 2012

Amanda Lonergan, College of Charleston  
Hope Klicker, College of Charleston  
Ashton Jarrett, College of Charleston  
Michelle Fuzzard, Chattanooga  
Vivian Morimoto, Chattanooga  
Sarah Purvis, Georgia Southern  
Tabby Douberley, Georgia Southern  
Andrea Tarashuk, Georgia Southern  
Allie Miles, Georgia Southern  
Kaitlyn Johnson, Georgia Southern  
**Most Outstanding Player:** Sarah Purvis, Georgia Southern

## 2013

Shelby Scott, Samford  
Ashton Jarrett, College of Charleston  
Kayla Shaffer, Samford  
Hope Klicker, College of Charleston  
Shelby Morrill, Georgia Southern  
Brooke Red, Georgia Southern  
Kourtney Thomas, Georgia Southern  
Lindsay Thomas, UNCG  
Sarah Purvis, Georgia Southern  
Raeanne Hanks, UNCG  
**Most Outstanding Player:** Raeanne Hanks, UNCG

## Tournament MVPs

1994 - Kim Currier, Furman  
1995 - Cristy Waring, Marshall  
1996 - April Miller, Chattanooga  
1997 - J.D. Staton, Chattanooga  
1998 - Amy Robertson, Chattanooga  
1999 - Aimee Littlejohn, Georgia Southern  
2000 - Connie Ness, Chattanooga  
2001 - Angela Brewer, Chattanooga  
2002 - Awbrey Winckler, Chattanooga  
2003 - Melissa Ramirez, Chattanooga  
2004 - Melissa Ramirez, Chattanooga  
2005 - Rachael Stern, Coll. of Charleston  
2006 - Shanita Black, Georgia Southern  
2007 - Amber Kiser, Furman  
2008 - Brooke Loudermilk, Chattanooga  
2009 - Brianna Streetmon, Georgia Southern  
2010 - Amber Harrell, UNCG  
2011 - Sara Poteat, Chattanooga  
2012 - Sarah Purvis, Georgia Southern  
2013 - Raeanne Hanks, UNCG



# Players of the Week

## 1994

Week 1 Julie Glasser, Furman  
 Week 2 Brandi Northrup, Marshall  
 Week 3 Jeanne Noble, Marshall  
 Week 4 Cathy Fronheiser, Furman

## 1995

Week 1 Jessica Brown, Chattanooga  
 Week 2 April Miller, Chattanooga  
 Week 3 Julie Glasser, Furman  
 Week 4 Julie Glasser, Furman  
 Week 5 Stacey Soltis, Furman  
 Week 6 April Miller, Chattanooga  
 Week 7 Amy Jakubowski, Furman  
 Week 8 Jamie Rausch, Furman

## 1996

Week 1 Jamie Rausch, Furman  
 Week 2 McCaine Lowder, Georgia Southern  
 Week 3 Jessica Brown, Chattanooga  
 Week 4 Julie Glasser, Furman  
 Week 5 Julie Glasser, Furman  
 Week 6 Allison DeVries, Chattanooga  
 Week 7 Julie Glasser, Furman  
 Week 8 Julie Glasser, Furman

## 1997

March 5 Beth Dance, Georgia Southern  
 March 11 Denise Posey, Chattanooga  
 March 18 Sheri Russo, Georgia Southern  
 March 25 Julie Glasser, Furman  
 April 1 Julie Glasser, Furman  
 April 8 Jessica Brown, Chattanooga  
 April 15 Stefanie Cook, Marshall  
 April 22 Julie Glasser, Furman

## 1998

March 9 Lara Long, UNCG  
 March 17 Mandi Green, Chattanooga  
 March 23 Keri Meigs, Chattanooga  
 March 30 Mandi Green, Chattanooga  
 April 6 Megan Luring, Chattanooga  
 April 13 Sheri Russo, Georgia Southern  
 April 20 Jessie Marsh, UNCG  
 April 27 Danelle Toole, Georgia Southern

## 1999

March 2 Jaclyn Kaylor, Georgia Southern  
 March 8 Keri Meigs, Chattanooga  
 March 15 Allison DeVries, Chattanooga  
 March 22 Stacie Cooper, Georgia Southern  
 March 29 Keri Meigs, Chattanooga  
 April 5 Leah Tucker, Chattanooga  
 April 12 Allison DeVries, Chattanooga  
 April 19 Megan Luring, Chattanooga

## 2000

Feb. 24 Leigh Irwin, UNCG  
 Feb. 29 Leigh Irwin, UNCG  
 March 2 Jaclyn Kaylor, Georgia Southern  
 March 8 Kelly Van Houten, Furman  
 March 13 Joy Stogner, UNCG  
 March 20 Keke Grady, UNCG  
 March 28 Brooke Fuller, College of Charleston  
 April 3 Kay Brittain, Furman  
 April 10 Jennifer Harris, Georgia Southern  
 April 17 Leah Tucker, Chattanooga  
 April 24 Kelly Blazi, Georgia Southern  
 May 1 Amanda Bacon, College of Charleston

## 2001

Feb. 21 Amber Watson, UNCG  
 Feb. 28 Angela Brewer, Chattanooga  
 March 7 Jacki Mariner, College of Charleston  
 March 12 Kelly Leachman, Furman  
 March 19 Karen Myers, Furman  
 March 26 Dana Reed, Chattanooga  
 April 2 Tiffany Vandergriff, ETSU  
 April 9 Penny Thompson, UNCG  
 April 16 Angela Brewer, Chattanooga  
 April 23 Tayla Trudell, Chattanooga  
 April 30 Lindsay Wyont, College of Charleston

## 2002

Feb. 18 Penny Thompson, UNCG  
 Feb. 25 Tiffany Vandergriff, ETSU  
 March 4 Penny Thompson, UNCG  
 March 11 Amanda Cone, College of Charleston  
 March 18 Danielle Spetar, ETSU

## 2003

March 25 Jada Pascatore, Chattanooga  
 April 1 Penny Thompson, UNCG  
 April 8 Tiffany Lindemann, UNC Wilmington  
 April 15 Jada Pascatore, Chattanooga  
 April 23 Amanda Cone, College of Charleston  
 Tara Garner, Chattanooga  
 April 29 Jill Crawford, Chattanooga

## 2003

March 12 Penny Thompson, UNCG  
 March 17 Amanda Cone, College of Charleston  
 March 24 Penny Thompson, UNCG  
 March 31 Meagen Johnson, Furman  
 April 8 Joni Gomez, UNCG  
 April 14 Jennifer Reed, Chattanooga  
 Jacquie Rothey, College of Charleston  
 April 23 Jennifer Reed, Chattanooga  
 April 28 Melissa Creeger, College of Charleston  
 May 5 Joni Gomez, UNCG

## 2004

Feb. 24 Amanda Cone, College of Charleston  
 March 3 Amanda Cone, College of Charleston  
 March 9 Jenny Gustin, Elon  
 March 16 Joni Gomez, UNCG  
 March 23 Amanda Cone, College of Charleston  
 March 29 Tiffany McVay, ETSU  
 April 5 Kim Griffin, Georgia Southern  
 Bryn Favor, Chattanooga  
 April 12 Joni Gomez, UNCG  
 April 19 Amanda Cone, College of Charleston  
 April 26 Joni Gomez, UNCG  
 May 3 Darcy Johnson, College of Charleston  
 May 10 Maria Laurato, Georgia Southern

## 2005

Feb. 21 Renee Francis, College of Charleston  
 March 2 Melissa Ramirez, Chattanooga  
 March 7 Dani Concepcion, Elon  
 March 14 Jayme Durand, College of Charleston  
 March 21 Lindsay Lane, East Tennessee State  
 March 28 Tara Tembey, Chattanooga  
 April 4 Maria Laurato, Georgia Southern  
 April 11 Brittany Whittier, Chattanooga  
 April 19 Melissa Ramirez, Chattanooga  
 April 25 Kelly Allen, UNCG  
 May 2 Ciera Dunn, Georgia Southern  
 May 9 Tara Tembey, Chattanooga

## 2006

Feb. 27 Lauren Ross, Western Carolina  
 March 6 Gwen Johnson, UNCG  
 March 13 Debbie Ziegler, Elon  
 March 20 Gwen Johnson, UNCG  
 March 27 Jenny Jackson, Western Carolina  
 April 3 Savannah Filley, Western Carolina  
 April 10 Heather Smith, Georgia Southern  
 April 17 Shanita Black, Georgia Southern  
 April 24 Shanita Black, Georgia Southern  
 May 1 Lindsay Glover, Appalachian State  
 May 8 Toni Hutchinson, Chattanooga

## 2007

March 5 Debbie Ziegler, Elon  
 March 12 Tara Tembey, Chattanooga  
 March 19 Tracey Dahlen, Elon  
 March 26 Amber Kiser, Furman  
 April 2 Shannon Howard, College of Charleston  
 April 9 Jennifer Golden, College of Charleston  
 April 16 Jennifer Golden, College of Charleston  
 April 23 Danielle Peters, Appalachian State  
 April 30 Alyssa Edwards, Chattanooga  
 May 7 Jennifer Golden, College of Charleston

## 2008

Feb. 18 Katie Boyd, Appalachian State  
 Feb. 25 Katie Blevins, Chattanooga  
 March 3 Kristie Shifflett, College of Charleston  
 March 10 Robyne Siliga, Georgia Southern  
 March 17 Meredith Mielke, Furman  
 March 24 Melanie Helterbran, Elon  
 March 31 Katie Nutaitis, College of Charleston  
 April 7 Robyne Siliga, Georgia Southern  
 April 14 Katie Boyd, Appalachian State  
 April 21 Jaimie Rao, Elon  
 April 28 Jenny Side, Georgia Southern  
 May 5 Tracey Dahlen, Elon  
 Lauren Ross, Western Carolina

## 2009

Feb. 9 Jessica Owens, Samford  
 Feb. 16 Katie Boyd, Appalachian State  
 Feb. 23 Katie Boyd, Appalachian State  
 March 4 Brittany Eason, Chattanooga  
 March 10 Shannon Howard, College of Charleston  
 March 16 Kristie Shifflett, College of Charleston  
 March 23 Stephanie Cushing, Furman  
 March 30 Robyne Siliga, Georgia Southern  
 April 6 Toni Hutchison, Chattanooga  
 April 13 Brittany Ausley, UNCG  
 April 20 Amber Shifflett, College of Charleston  
 April 27 Katie Forbes, College of Charleston  
 May 4 Michelle Fuzzard, Chattanooga

## 2010

Feb. 15 Emerald Graham, Elon  
 Feb. 22 Tiffany Baker, Chattanooga  
 March 1 McKenzie Phillips, Appalachian State  
 March 8 Katie England, Samford  
 March 15 Emerald Graham, Elon  
 March 22 Katie Boyd, Appalachian State  
 March 29 Jenny Side, Georgia Southern  
 April 5 Stephanie Field, Furman  
 April 12 Tia Blosser, Chattanooga  
 April 19 Kaitlyn Piazzolla, Elon  
 April 26 Alex Emeterio, UNCG  
 May 3 Nina Iduate, Georgia Southern  
 May 10 Kaitlin Merkt, UNCG

## 2011

Feb. 14 Emerald Graham, Elon  
 Feb. 21 Kasey Tydingco, Chattanooga  
 Feb. 28 Michelle Fuzzard, Chattanooga  
 March 7 Marie Fogle, Georgia Southern  
 March 14 Morgan Hughey, Furman  
 March 21 Marie Fogle, Georgia Southern  
 March 28 Tiffany Baker, Chattanooga  
 April 4 Vivian Morimoto, Chattanooga  
 April 11 Michelle Fuzzard, Chattanooga  
 April 18 Mackenzie Williams, Georgia Southern  
 April 25 Danielle Lafferty, Elon  
 May 2 Alex Emeterio, UNCG  
 May 9 Michelle Fuzzard, Chattanooga

## 2012

Feb. 13 Camille Hill, Elon  
 Feb. 20 Michelle Fuzzard, Chattanooga  
 Feb. 27 Michelle Fuzzard, Chattanooga  
 March 5 Erin Foster, Western Carolina  
 March 12 Erin O'Shea, Elon  
 March 19 Marie Fogle, Georgia Southern  
 March 26 Michelle Fuzzard, Chattanooga  
 April 2 Mackenzie Williams, Georgia Southern  
 April 9 Michelle Fuzzard, Chattanooga  
 April 16 Erin Foster, Western Carolina  
 April 23 Jessica Traxler, Chattanooga  
 April 30 Heather Robb, UNCG  
 May 7 Mackenzie Maples, College of Charleston

## 2013

Feb. 11 Lindsay Thomas, UNCG  
 Feb. 18 Danielle Vega, UNCG  
 Feb. 25 Tomeka Watson, Elon  
 March 4 Lindsay Thomas, UNCG  
 March 11 Allie Cashion, Appalachian State  
 March 18 Seara Bishop, Furman  
 March 25 Taylor Jenkins, Furman  
 April 1 Kasey Tydingco, Chattanooga  
 April 8 Nikki Legg, Furman  
 April 15 Tomeka Watson, Elon  
 April 22 Taylor Sigmon, Western Carolina  
 April 29 Carleigh Nester, Elon  
 May 6 Carleigh Nester, Elon



# Players of the Week



## Repeat Player of the Week Selections

### 10 Times:

Julie Glasser, Furman (1994-97)

### 7 Times:

Amanda Cone, College of Charleston (2002-04)

### 6 Times:

Penny Thompson, UNCG (2001-03)

### 5 Times:

Joni Gomez, UNCG (2003-04)

### 4 Times:

Katie Boyd, Appalachian State (2008-09)

Michelle Fuzzard, Chattanooga (2009, 2011-12)

### 3 Times:

Jessica Brown, Chattanooga (1995-97)

Allison DeVries, Chattanooga (1996, 99)

Keri Meigs, Chattanooga (1998-99)

Tara Tembey, Chattanooga (2005, '07)

Jennifer Golden, College of Charleston (2007)

Robyne Siliga, Georgia Southern (2008-09)

Emerald Graham, Elon (2010-11)

### 2 Times:

April Miller, Chattanooga (1995)

Jamie Rausch, Furman (1995-96)

Sherri Russo, Georgia Southern (1997-98)

Mandi Green, Chattanooga (1998)

Megan Luring, Chattanooga (1998-99)

Jaclyn Kaylor, Georgia Southern (1999-00)

Leah Tucker, Chattanooga (1999-00)

Leah Irwin, UNCG (2000)

Angela Brewer, Chattanooga (2001)

Jada Pascatore, Chattanooga (2002)

Jennifer Reed, Chattanooga (2003)

Maria Laurato, Georgia Southern (2004-05)

Melissa Ramirez, Chattanooga (2005)

Gwen Johnson, UNCG (2006)

Shanita Black, Georgia Southern (2006)

Debbie Ziegler, Elon (2006-07)

Tracey Dahlen, Elon (2007-08)

Lauren Ross, Western Carolina (2006, 08)

Shannon Howard, College of Charleston (2007, 09)

Kristie Shifflett, College of Charleston (2008-09)

Toni Hutchison, Chattanooga (2006, 09)

Katie Boyd, Appalachian State (2009)

Alex Emeterio, UNCG (2010-11)

Marie Fogle, Georgia Southern (2011)

Erin Foster, Western Carolina (2012)

Carleigh Nester, Elon (2013)

Tomeka Watson, Elon (2013)

Lindsay Thomas, UNCG (2013)

## Totals by School

Chattanooga .....	52
UNCG .....	29
Furman .....	28
Georgia Southern .....	28
College of Charleston .....	27
Elon .....	17
Appalachian State .....	9
Western Carolina .....	7
Samford .....	2

## Players of the Month

### 2004

February Dani Concepcion, Elon

March Amanda Cone, College of Charleston

April Bryn Favor, Chattanooga

### 2006

February Debbie Zeigler, Elon

March Allyson McCubbins, Western Carolina

April Shanita Black, Georgia Southern

May Shanita Black, Georgia Southern

### 2007

February Adriane Audley, UNCG

March Stephanie Beatty, Western Carolina

April Jennifer Golden, College of Charleston

May Amber Kiser, Furman

### 2008

February Katie Boyd, Appalachian State

April Nina Iduate, Georgia Southern

May Tara Tembey, Chattanooga

### 2009

February Katie Boyd, Appalachian State

March Tiffany Baker, Chattanooga

April Amber Shifflett, College of Charleston

May Jessica Owens, Samford

### 2010

February Tiffany Baker, Chattanooga

March Emerald Graham, Elon

April Kristie Shifflett, College of Charleston

May Jacqueline Gonzalez, Elon

### 2011

February Michelle Fuzzard, Chattanooga

March Marie Fogle, Georgia Southern

April Tiffany Baker, Chattanooga

May Michelle Fuzzard, Chattanooga

### 2012

February Michelle Fuzzard, Chattanooga

March Marie Fogle, Georgia Southern

April Erin Foster, Western Carolina

### 2013

February Tomeka Watson, Elon

March Allie Cashion, Appalachian State

April Carleigh Nester, Elon

## Totals by School

Chattanooga .....	8
Elon .....	6
Georgia Southern .....	5
College of Charleston .....	4
Appalachian State .....	3
Western Carolina .....	3
Furman .....	1
UNCG .....	1
Samford .....	1

## Repeat Selections

### 3 Times:

Tiffany Baker, Chattanooga (2009-11)

### 2 Times:

Shanita Black, Georgia Southern (2006)

Katie Boyd, Appalachian State (2008-09)

Michelle Fuzzard, Chattanooga (2011)

# Pitchers of the Week

<b>1994</b>					
Week 1	April Miller, Chattanooga	Feb. 25	Amber Watson, UNCG	March 24	Brooke Loudermilk, Chattanooga
Week 2	Kim Currier, Furman	March 4	Amber Watson, UNCG	March 31	Brooke Loudermilk, Chattanooga
Week 3	Brandi Northrup, Marshall	March 11	Crystal Crews, Georgia Southern	April 7	Melissa Laliberte, Georgia Southern
Week 4	Kim Currier, Furman	March 18	Courtney Jenkins, ETSU	April 14	Kaitlin Holloway, Chattanooga
<b>1995</b>		March 25	Aimee Littlejohn, Georgia Southern	April 21	Shannon Howard, Coll. of Charleston
Week 1	Missy Frost, Marshall	March 25	Beth Alexander, Chattanooga	April 28	Brooke Loudermilk, Chattanooga
Week 2	April Miller, Chattanooga	April 1	Jordan Arnold, Appalachian State	May 5	Terri Mesko, College of Charleston
Week 3	Vanessa Fawcett, Georgia Southern	April 8	Beth Alexander, Chattanooga		Hannah Angel, UNCG
Week 4	April Miller, Chattanooga	April 15	Courtney Jenkins, ETSU	<b>2009</b>	
Week 5	Missy Frost, Marshall	April 23	Carla Shepard, College of Charleston	Feb. 9	Kandice Irwin, Chattanooga
Week 6	Amy Jakubowski, Furman	April 29	Awbrey Winckler, Chattanooga	Feb. 16	Amber Harrell, UNCG
Week 7	Amy Jakubowski, Furman	<b>2003</b>		Feb. 23	Ashley Stubbs, Appalachian State
Week 8	Cristy Waring, Marshall	March 12	Meagen Johnson, Furman	March 4	Kandice Irwin, Chattanooga
<b>1996</b>		March 17	Amanda Wilson, UNC Wilmington	March 10	Terri Mesko, College of Charleston
Week 1	Vanessa Fawcett, Georgia Southern	March 24	Rachael Stern, College of Charleston	March 16	Brianna Streetmon, Georgia Southern
Week 2	Vanessa Fawcett, Georgia Southern	March 31	Jordan Arnold, Appalachian State	March 23	Stephanie Royall, Samford
Week 3	Amy Robertson, Chattanooga	April 8	Rachael Stern, College of Charleston	March 30	Stephanie Royall, Samford
Week 4	Vanessa Fawcett, Georgia Southern	April 14	Rachael Stern, College of Charleston	April 6	Brianna Streetmon, Georgia Southern
Week 5	Missy Frost, Marshall	April 23	Sara Meek, Chattanooga	April 13	Lana Mackey, Furman
Week 6	Cristy Waring, Marshall	April 28	Julia McChain, East Tennessee State	April 20	Terri Mesko, College of Charleston
Week 7	Mandi Dunn, Georgia Southern	May 5	Awbrey Winckler, Chattanooga	April 27	Lana Mackey, Furman
Week 8	April Miller, Chattanooga			May 4	Amber Harrell, UNCG
<b>1997</b>		<b>2004</b>		<b>2010</b>	
March 5	Jennifer Miller, Georgia Southern	Feb. 24	Rachael Stern, College of Charleston	Feb. 15	Lana Mackey, Furman
March 11	J.D. Staton, Chattanooga	March 3	Natalie Smith, College of Charleston	Feb. 22	Brooke Loudermilk, Chattanooga
March 18	Mandi Dunn, Georgia Southern	March 9	Brittney Whittier, Chattanooga	March 1	Brooke Loudermilk, Chattanooga
March 25	Cristy Waring, Marshall	March 16	Belinda Barrera, ETSU	March 8	Cory Mattson, UNCG
April 1	Ashley Rayl, Furman	March 23	Danielle Byrne, UNCG	March 15	Brianna Streetmon, Georgia Southern
April 8	J.D. Staton, Chattanooga	March 29	Natalie Smith, College of Charleston	March 22	Kayla Suskauer, Furman
April 15	Missy Frost, Marshall	April 5	Rachel Henley, Furman	March 29	Amber Harrell, UNCG
April 22	Amy Robertson, Chattanooga	April 12	Rachael Stern, College of Charleston	April 5	Nikki Waters, Chattanooga
<b>1998</b>		April 19	Lacey Swarthout, Chattanooga	April 12	Kandice Irwin, Chattanooga
March 9	Christine Hornak, UNCG	April 26	Jennifer Hurley, Appalachian State	April 19	Amber Harrell, UNCG
March 17	Christine Hornak, UNCG	April 26	Danielle Byrne, UNCG	April 26	Amber Harrell, UNCG
March 23	Kelly Jack, Furman	May 3	Lacey Swarthout, Chattanooga	May 3	Amanda Barrs, Samford
March 30	Talya Trudell, Chattanooga	May 10	Natalie Smith, College of Charleston	May 10	Brooke Loudermilk, Chattanooga
April 6	Amy Robertson, Chattanooga	<b>2005</b>		<b>2011</b>	
April 13	Amy Robertson, Chattanooga	Feb. 21	Megan Borgaard, Elon	Feb. 14	Michelle Fuzzard, Chattanooga
April 20	Amy Robertson, Chattanooga	March 2	Lacey Swarthout, Chattanooga	Feb. 21	Lauren Taylor, Elon
April 27	Christine Hornak, UNCG	March 7	Natalie Smith, College of Charleston	Feb. 28	Erin O'Shea, Elon
<b>1999</b>		March 14	Rachael Stern, College of Charleston	March 7	Lauren Taylor, Elon
March 2	Beth Alexander, Chattanooga	March 21	Lacey Swarthout, Chattanooga	March 14	Lauren Taylor, Elon
March 8	Kenzie Kohler, College of Charleston	March 28	Natalie Smith, College of Charleston	March 21	Alexa Datko, College of Charleston
March 15	Jennifer Miller, Georgia Southern	April 4	Courtney Jenkins, East Tennessee State	March 28	Alexa Datko, College of Charleston
March 22	Aimee Littlejohn, Georgia Southern	April 11	Natalie Smith, College of Charleston	April 4	Allie Miles, Georgia Southern
March 29	Talya Trudell, Chattanooga	April 19	Lacey Swarthout, Chattanooga	April 11	Hannah Dow, Appalachian State
April 5	Jennifer Miller, Georgia Southern	April 25	Meredith Gay, Elon	April 18	Allie Miles, Georgia Southern
April 12	Beth Alexander, Chattanooga	May 2	Rachael Stern, College of Charleston	April 25	Allie Miles, Georgia Southern
April 19	Beth Alexander, Chattanooga	May 9	Logan Free, Georgia Southern	May 2	Raeanne Hanks, UNCG
<b>2000</b>		<b>2006</b>		May 9	Lauren Taylor, Elon
Feb. 29	Awbrey Winckler, Chattanooga	Feb. 27	Mendy McKenzie, Western Carolina	<b>2012</b>	
March 8	Chrissy Hacker, Furman	March 6	Mendy McKenzie, Western Carolina	Feb. 13	Taylor Deason, Chattanooga
March 13	Chrissy Hacker, Furman	March 13	Kayla Richardson, Appalachian State	Feb. 20	Brooke Red, Georgia Southern
March 20	Amy Poole, UNCG	March 20	Melisa Laliberte, Georgia Southern	Feb. 27	Stephanie Saylor, Col. of Charleston
March 28	Connie Ness, Chattanooga	March 27	Mendy McKenzie, Western Carolina	March 5	Lakyn Shull, Furman
April 3	Aimee Littlejohn, Georgia Southern	April 3	Logan Free, Georgia Southern	March 12	Sarah Purvis, Georgia Southern
April 10	Kelly Jack, Furman	April 10	Jenny Jackson, Western Carolina	March 19	Taylor Deason, Chattanooga
April 17	Aimee Littlejohn, Georgia Southern	April 17	Yancy Moose, Appalachian State	March 26	Stephanie Saylor, Coll. of Charleston
April 24	Connie Ness, Chattanooga	April 24	Mendy McKenzie, Western Carolina	April 2	Sarah Purvis, Georgia Southern
May 1	Melissa Creeger, College of Charleston	May 1	Mendy McKenzie, Western Carolina	April 9	Stephanie Saylor, Coll. of Charleston
<b>2001</b>		May 8	Melissa Laliberte, Georgia Southern	April 16	Hope Klicker, College of Charleston
Feb. 21	Amber Watson, UNCG	<b>2007</b>		April 23	Jordan Garrett, Western Carolina
Feb. 28	Beth Alexander, Chattanooga	March 5	Vanessa Oakes, UNCG	<b>2013</b>	
March 7	Amber Watson, UNCG	March 12	Brooke Loudermilk, Chattanooga	Feb. 11	Sarah Purvis, Georgia Southern
March 12	Beth Alexander, Chattanooga	March 19	Ashley Frizzell, Chattanooga	Feb. 18	Sarah Purvis, Georgia Southern
March 19	Beth Alexander, Chattanooga	March 26	Melanie Helderbran, Elon	Feb. 25	Hope Klicker, College of Charleston
March 26	Beth Alexander, Chattanooga	April 2	A.J. Street, Georgia Southern	March 4	Shelby Parker, Furman
April 2	Jessica Hodge, ETSU	April 9	Terri Mesko, College of Charleston	March 11	Mollie Hanson, Samford
April 9	Chrissy Hacker, Furman	April 16	Melissa Laliberte, Georgia Southern	March 18	Alissa Schoelkopf, Appalachian State
April 16	Tayla Trudell, Chattanooga	April 23	Brooke Loudermilk, Chattanooga	March 25	Lauren Collier, Furman
April 23	Tayla Trudell, Chattanooga	April 30	Lauren Ross, Western Carolina	April 1	Raeanne Hanks, UNCG
April 30	Kelly Jack, Furman	May 7	Brooke Loudermilk, Chattanooga	April 8	Mallory Broome, Western Carolina
<b>2002</b>		<b>2008</b>		April 15	Lauren Collier, Furman
Feb. 18	Rachel Henley, Furman	Feb. 18	Pam DelPizzo, Elon	April 22	Shelby Scott, Samford
		Feb. 25	Lana Mackey, Furman	April 29	Lauren Collier, Furman
		March 3	Melissa Laliberte, Georgia Southern	May 6	Chelsea White, Elon
		March 10	Melissa Laliberte, Georgia Southern		
		March 17	Lana Mackey, Furman		

# Pitchers of the Week



## Repeat Pitcher of the Week Selections

### 9 Times:

Beth Alexander, Chattanooga (1999-02)  
Brooke Loudermilk, Chattanooga (2007-10)

### 7 Times:

Rachael Stern, Coll. of Charleston (2003-05)

### 6 Times:

Natalie Smith, College of Charleston (2004-05)  
Melissa Laliberte, Georgia Southern (2006-08)

### 5 Times:

Amy Robertson, Chattanooga (1996-98)  
Lacey Swarthout, Chattanooga (2004-05)  
Mendy McKenzie, Western Carolina (2006)  
Amber Harrell, UNCG (2009-10)  
Lana Mackey, Furman (2008-10)

### 4 Times:

April Miller, Chattanooga (1994-96)  
Vanessa Fawcett, Georgia Southern (1995-96)  
Missy Frost, Marshall (1995-97)  
Talya Trudell, Chattanooga (1998-99, 01)  
Aimee Littlejohn, Georgia Southern (1999-00, 02)  
Amber Watson, UNCG (2001-02)  
Lauren Taylor, Elon (2011)  
Sarah Purvis, Georgia Southern (2012-13)

### 3 Times:

Jennifer Miller, Georgia Southern (1997, 99)  
Christine Hornak, UNCG (1998)  
Kelly Jack, Furman (1998, 00-01)  
Chrissy Hacker, Furman (2000-01)  
Awbrey Winckler, Chattanooga (2000, 02-03)  
Natalie Smith, College of Charleston (2004)  
Terri Mesko, College of Charleston (2007, 09)  
Kandice Irwin, Chattanooga (2009-10)  
Allie Miles, Georgia Southern (2011)  
Stephanie Saylor, College of Charleston (2012)

### 2 Times:

Kim Currier, Furman (1994)  
Amy Jakubowski, Furman (1995)  
Mandi Dunn, Georgia Southern (1996-97)  
J.D. Staton, Chattanooga (1997)  
Connie Ness, Chattanooga (2000)  
Jordan Arnold, Appalachian State (2002-03)  
Rachel Henley, Furman (2002-04)  
Danielle Byrne, UNCG (2004)  
Logan Free, Georgia Southern (2005-06)  
Brianna Streetmon, Georgia Southern (2009-10)  
Stephanie Royall, Samford (2009)  
Alexa Datko, College of Charleston (2011)  
Taylor Deason, Chattanooga (2012)  
Hope Klicker, College of Charleston (2012-13)  
Lauren Collier, Furman (2013)

## Totals by School

Chattanooga .....	54
Georgia Southern .....	34
College of Charleston .....	28
Furman .....	25
UNCG .....	20
Elon .....	10
Western Carolina .....	9
Appalachian State .....	8
Samford .....	5

## Players of the Month

### 2004

February Jen Lamb, Elon  
March Brittney Whittier, Chattanooga  
April Lacey Swarthout, Chattanooga

### 2006

February Mendy McKenzie, Western Carolina  
March Mendy McKenzie, Western Carolina  
April Yancy Moose, Appalachian State  
May Melissa Laliberte, Georgia Southern

### 2007

March Carol Lilley, Elon  
April Brooke Loudermilk, Chattanooga  
May Mendy McKenzie, Western Carolina

### 2008

February Amber Harrell, UNCG  
April Shannon Howard, College of Charleston  
May Brooke Loudermilk, Chattanooga

### 2009

February Lana Mackey, Furman  
March Kayla Richardson, Appalachian State  
April Brianna Streetmon, Georgia Southern  
May Brianna Streetmon, Georgia Southern

### 2010

February Brooke Loudermilk, Chattanooga  
March Brianna Streetmon, Georgia Southern  
April Kandice Irwin, Chattanooga  
May Amber Harrell, UNCG

### 2011

February Kandice Irwin, Chattanooga  
March Alexa Datko, College of Charleston  
April Allie Miles, Georgia Southern  
May Nikki Waters, Chattanooga

### 2012

February Stephanie Saylor, College of Charleston  
March Sarah Purvis, Georgia Southern  
April Taylor Deason, Chattanooga

### 2013

February Raeanne Hanks, UNCG  
March Raeanne Hanks, UNCG  
April Stephanie Saylor, College of Charleston

## Totals by School

Chattanooga .....	9
Georgia Southern .....	6
College of Charleston .....	4
UNCG .....	4
Western Carolina .....	3
Appalachian State .....	2
Elon .....	2
Furman .....	1

## Repeat Selections

### 3 Times:

Mendy McKenzie, Western Carolina (2006-07)  
Brooke Loudermilk, Chattanooga (2007-08, 10)  
Brianna Streetmon, Georgia Southern (2009-10)

### 2 Times:

Amber Harrell, UNCG (2008, 2010)  
Kandice Irwin, Chattanooga (2010-11)  
Stephanie Saylor, College of Charleston (2012-13)  
Raeanne Hanks, UNCG (2013)



# Record Book

## BATTING AVERAGE

(min. 75% of team games, 2.0 at bats/game)

Avg	H-AB	Name, School	Year
1. .450	85-189	Nina Iduate, GSU	2010
2. .441	78-177	Allison DeVries, UTC	1999
3. .437	62-142	Sara Poteat, UTC	2012
4. .435	70-161	Julie Glasser, FUR	1997
5. .419	65-155	Tomeka Watson, Elon	2013
6. .418	74-177	Lindsay Glover, APP	2006
7. .416	84-202	Amanda Cone, COFC	2004
8. .415	66-159	Jamie Brown, UTC	1996
9. .410	97-238	Shanita Black, GSU	2006
10. .409	54-132	Jamie Brown, UTC	1997

## HITS

No.	Name, School	Year
1. 102	Shanita Black, GSU	2006
2. 85	Nina Iduate, GSU	2010
3. 84	Amanda Cone, COFC	2004
4. 81	Jacquie Rothey, COFC	2004
5. 78	Allison DeVries, UTC	1999
78	Amber Kiser, FUR	2006
7. 77	Melissa Ramirez, UTC	2003
8. 75	Angela Brewer, UTC	2001
75	Tara Tembey, UTC	2008
75	Nina Iduate, GSU	2008

## RUNS

No.	Name, School	Year
1. 66	Amanda Cone, COFC	2004
2. 65	Jacquie Rothey, COFC	2004
65	Shanita Black, GSU	2006
4. 63	Lyndsey Stiles, UTC	2011
5. 55	Leshe' Russell, COFC	2005
55	Tara Tembey, UTC	2005
7. 52	Michelle Fuzzard, UTC	2012
8. 51	Jennifer Hubbard, UNCG	2003
51	Amber Shifflett, COFC	2007
10. 50	Jeannie Cochran, UTC	2005

## RBI

No.	Name, School	Year
1. 74	Michelle Fuzzard, UTC	2011
2. 67	Tiffany Baker, UTC	2011
3. 64	Amanda Cone, COFC	2004
64	Jennifer Golden, COFC	2007
5. 63	Michelle Fuzzard, UTC	2012
6. 62	Kasey Tydingco, UTC	2012
7. 61	Ashley Adams, WCU	2006
61	Vivian Morimoto, UTC	2012
9. 55	Angela Brewer, UTC	2001
55	Renee Francis, COFC	2005
55	Jenny Side, GSU	2008

## HOME RUNS

No.	Name, School	Year
1. 21	Ashley Adams, WCU	2006
2. 18	Megen Smith, GSU	2010
18	Tiffany Baker, UTC	2011
18	Erin Foster, WCU	2012
5. 17	Amanda Cone, COFC	2004
17	Jennifer Golden, COFC	2007
17	Katie Boyd, APP	2009
17	Lindsay Thomas, UNCG	2013
9. 16	Allie Cashion, APP	2012
16	Michelle Fuzzard, UTC	2012

## SEASON INDIVIDUAL BATTING

### DOUBLES

No.	Name, School	Year
1. 25	Megan Luring, UTC	1998
2. 21	Lara Long, UNCG	1998
21	Allison DeVries, UTC	1999
4. 20	Amanda Cone, COFC	2004
20	Melissa Ramirez, UTC	2003
20	Julie Glasser, FUR	1996
20	Dani Concepcion, ELON	2005
20	Vivian Morimoto, UTC	2012
9. 18	Lindsay Glover, APP	2005
18	Leshe' Russell, COFC	2005
18	Janine Sprague, ETSU	2004
18	Jacquie Rothey, COFC	2004
18	Melissa Ramirez, UTC	2004
18	Sheri Russo, GSU	1996
18	Cathy Frohnheiser, FUR	1994
18	Debbie Ziegler, ELON	2007
18	Allie Cashion, APP	2013

### TRIPLES

No.	Name, School	Year
1. 9	April Miller, UTC	1995
2. 8	Teri Herbert, UTC	2004
8	Janie Rausch, FUR	1995
8	Cathy Frohnheiser, FUR	1994
8	Shanita Black, GSU	2006
6. 7	Leah Tucker, UTC	2000
7	Julie Glasser, FUR	1995
8. 6	Janine Sprague, ETSU	2005
6	Shondra Schlichenmayer, COFC	2005
6	Tara Temby, UTC	2005
6	Janine Sprague, ETSU	2004
6	Jennifer Hubbard, UNCG	2003
6	Leah Tucker, UTC	2001
6	Jessica Brown, UTC	1996
6	Jessica Brown, UTC	1995
6	Tara Tembey, UTC	2007
6	Brittany Small, CofC	2008
6	Sara Poteat, UTC	2013

### BASES ON BALLS

No.	Name, School	Year
1. 64	Katie Boyd, APP	2009
2. 59	Leslie Barron, UTC	2004
3. 49	Allyson McCubbins, WCU	2006
4. 47	Mackenzie Williams, GSU	2012
5. 44	Katie Boyd, APP	2010
5. 40	Tiffany Baker, UTC	2010
6. 39	Michelle Fuzzard, UTC	2012
7. 38	Ashleigh Bull, UTC	2006
38	Robyne Siliga, GSU	2008
9. 37	Katie Boyd, APP	2011
37	Caitlin McGowan, Elon	2010
37	Kristie Shifflett, CofC	2010

### STOLEN BASES

SB-A	Name, School	Year
1. 49-52	Mary Greenway, UNCG	2008
2. 41-46	Mary Greenway, UNCG	2007
3. 39-#	Leigh Irwin, UNCG	2001
39-41	Danielle Peters, APP	2007
5. 38-44	Shanita Black, GSU	2006
6. 36-36	Leigh Irwin, UNCG	2000
7. 35-44	LaKerah Barr, FUR	2004
35-37	Lyndsey Stiles, UTC	2011
10. 31-35	Amber Handy, APP	2004
31-35	Jeannie Cochran, UTC	2007

### TOTAL BASES

No.	Name, School	Year
1. 155	Amanda Cone, COFC	2004
2. 137	Erin Foster, WCU	2012
3. 136	Allison DeVries, UTC	1999
4. 135	Jennifer Golden, COFC	2007
5. 133	Angela Brewer, UTC	2001
6. 131	Melissa Ramirez, UTC	2003
7. 129	Tiffany Baker, UTC	2011
8. 128	Julie Glasser, FUR	1996
128	Jacquie Rothey, COFC	2004
10. 127	Lindsay Thomas, UNCG	2013

### ON-BASE PERCENTAGE

Pct.	Name, School	Year
1. .590	Katie Boyd, APP	2009
2. .543	Michelle Fuzzard, UTC	2012
3. .527	Robyne Siliga, GSU	2009
4. .522	Kristie Shifflett, CofC	2010
5. .518	Katie Boyd, APP	2010
6. .511	Tomeka Watson, Elon	2013
7. .508	Amanda Cone, COFC	2004
8. .500	Allison DeVries, UTC	1999
.500	Robyne Siliga, GSU	2008
.500	Vivian Morimoto, UTC	2011

### SLUGGING PERCENTAGE

Pct.	Name, School	Year
1. .879	Katie Boyd, APP	2009
2. .846	Michelle Fuzzard, UTC	2012
3. .836	Allie Cashion, APP	2012
4. .792	Jessica Brown, UTC	1996
5. .768	Tomeka Watson, Elon	2013
6. .767	Amanda Cone, COFC	2004
7. .760	Lindsay Thomas, UNCG	2013
8. .754	Jennifer Golden, COFC	2007
.754	Tiffany Baker, UTC	2011
10. .753	Erin Foster, WCU	2012



# Record Book



## SEASON INDIVIDUAL PITCHING

### ERA

(1.0 inning per team game)

ERA	ER/Inn	Name, School	Year
1. 0.88	26/206.0	Chrissy Hacker, FUR	2000
2. 0.94	21/155.2	Talya Trudell, UTC	2001
3. 1.00	30/209.2	Rachel Stern, COFC	2003
4. 1.07	31/202.2	Beth Alexander, UTC	2002
5. 1.10	37/171.1	Talya Trudell, UTC	1999
6. 1.13	23/135.0	Kenzie Kohler, COFC	2000
7. 1.17	28/167.0	Chrissy Hacker, FUR	2001
8. 1.19	23/135.0	Connie Ness, UTC	2000
9. 1.22	33/189.0	J.D. Staton, UTC	1997
10. 1.24	40/226.0	Aimee Littlejohn, GSU	2000

### INNINGS PITCHED

No.	Name, School	Year
1. 333.0	Lacey Swarthout, UTC	2004
2. 291.1	Cristy Waring, MAR	1997
3. 283.1	Rachel Stern, COFC	2005
4. 279.2	April Miller, UTC	1995
5. 269.2	Cristy Waring, MAR	1996
6. 265.1	Lacey Swarthout, UTC	2005
7. 264.2	Ashley Frizzell, UTC	2006
8. 263.2	Rachel Henley, FUR	2004
9. 259.1	Awbrey Winckler, UTC	2003
10. 253.2	Amy Jakubowski, FUR	1995

### STRIKEOUTS

No.	Inn	Name, School	Year	
1. 331	333.0	Lacey Swarthout, UTC	2004	
2. 289	228.2	Brooke Loudermilk, UTC	2007	
3. 282	265.1	Lacey Swarthout, UTC	2005	
4. 249	208.2	Sarah Purvis, GSU	2012	
5. 245	252.2	Lana Mackey, FUR	2008	
6. 242	194.1	Brooke Loudermilk, UTC	2008	
7. 238	183.1	Lana Mackey, FUR	2010	
8. 224	259.1	Awbrey Winckler, UTC	2003	
	224	178.2	Brooke Loudermilk, UTC	2010
10. 223	208.0	Jordan Gerrett, WCU	2013	

### WINS

W-L	Name, School	Year	
1. 32-11	Rachael Stern, COFC	2005	
2. 30-11	Lacey Swarthout, UTC	2005	
3. 28-18	Lacey Swarthout, UTC	2004	
4. 27-19	April Miller, UTC	1995	
5. 26-5	Rachael Stern, COFC	2003	
6. 25-7	Beth Alexander, UTC	2002	
	25-13	Christine Hornak, UNCG	1998
8. 24-8	Beth Alexander, UTC	2001	
	24-9	Taylor Deason, UTC	2012
9. 22-10	Rachael Stern, COFC	2004	
	22-13	Amy Jakubowski, FUR	1995
	22-17	Cristy Waring, MAR	1996
	22-18	Cristy Waring, MAR	1997
	22-9	Talya Trudell, UTC	1998
	22-6	Amy Robertson, UTC	1998
	22-21	Ashley Frizzell, UTC	2006
	22-13	Brooke Loudermilk, UTC	2007

### SAVES

No.	Name, School	Year	
1. 11	Kandice Irwin, UTC	2010	
2. 8	Maureen Flynn, UNCG	2002	
	8	Kandice Irwin, UTC	2011
4. 7	Amy Robertson, UTC	1998	
5. 6	Lacey Swarthout, UTC	2004	
6. 5	Beth Alexander, UTC	2001	
	5	Jennifer Lamb, ELON	2004
	5	Brooke Loudermilk, UTC	2008
	5	Brianna Streetmon, GSU	2010
	5	Meaghan Houston, FUR	2013

### SHUTOUTS

No.	Name, School	Year	
1. 12	Amy Robertson, UTC	1998	
2. 11	Beth Alexander, UTC	2002	
	11	Rachael Stern, COFC	2003
	11	Lacey Swarthout, UTC	2005
5. 10	Amy Jakubowski, FUR	1995	
	10	April Miller, UTC	1995
	10	Cristy Waring, MAR	1996
	10	Talya Trudell, UTC	1999
	10	Chrissy Hacker, FUR	2000
	10	Beth Alexander, UTC	2001
	10	Lacey Swarthout, UTC	2004

### COMPLETE GAMES

No.	Name, School	Year	
1. 41	Lacey Swarthout, UTC	2004	
2. 36	Rachael Stern, COFC	2005	
3. 35	Amy Jakubowski, FUR	1995	
	35	Cristy Waring, MAR	1996
5. 34	Lacey Swarthout, COFC	2005	
6. 30	April Miller, UTC	1995	
7. 29	Awbrey Winckler, UTC	2003	
8. 28	Rachael Stern, COFC	2003	
	28	Rachel Henley, FUR	2005
	28	Lana Mackey, FUR	2008

### OPPONENTS BATTING AVERAGE

Avg.	Name, School	Year	
1. .159	Beth Alexander, UTC	1999	
2. .165	Chrissy Hacker, FUR	2000	
3. .167	Sarah Purvis, GSU	2012	
4. .172	Connie Ness, UTC	2000	
5. .175	Beth Alexander, UTC	2002	
6. .177	Brooke Loudermilk, UTC	2010	
7. .180	Beth Alexander, UTC	2001	
8. .182	Chrissy Hacker, FUR	2001	
9. .186	Talya Trudell, UTC	1999	
	.186	Sarah Purvis, GSU	2013



# Record Book

## INDIVIDUAL BATTING

### Batting Average

(min. 75% of team games, 2.0 at bats/game)

Year	Name, School	Avg.
1994	Cathy Frohnheiser, FUR	.405
1995	Sheri Russo, GSU	.377
1996	Jessica Brown, UTC	.415
1997	Julie Glasser, FUR	.435
1998	Mandi Green, UTC	.400
1999	Allison DeVries, UTC	.438
2000	Leigh Irwin, UNCG	.332
2001	Angela Brewer, UTC	.383
2002	Melissa Ramirez, UTC	.396
2003	LaKerah Barr, FUR	.395
2004	Amanda Cone, COFC	.416
2005	Dani Concepcion, Elon	.368
2006	Lindsay Glover, APP	.418
2007	Jennifer Golden, COFC	.408
2008	Katie Boyd, APP	.386
2009	Katie Boyd, APP	.386
2010	Nina Iduate, GSU	.450
2011	Vivian Morimoto, UTC	.402
2012	Sara Poteat, UTC	.438
2013	Tomeka Watson, Elon	.419

### Hits

Year	Name, School	Hits
1994	Cathy Frohnheiser, FUR	66
1995	Julie Glasser, FUR	69
1996	Julie Glasser, FUR	71
1997	Julie Glasser, FUR	70
1998	Allison DeVries, UTC	68
	Keri Meigs, UTC	68
1999	Allison DeVries, UTC	81
2000	Leigh Irwin, UNCG	71
2001	Angela Brewer, UTC	75
2002	Melissa Ramirez, UTC	74
2003	Melissa Ramirez, UTC	77
2004	Amanda Cone, COFC	84
2005	Dani Concepcion, Elon	74
2006	Shanita Black, GSU	102
2007	Paige Goss, Elon	73
	Jennifer Golden, COFC	73
2008	Tara Tembey, UTC	75
	Nina Iduate, GSU	75
2009	Lyndsey Stiles, UTC	58
2010	Nina Iduate, GSU	85
2011	Lyndsey Stiles, UTC	70
	Michelle Fuzzard, UTC	70
2012	Marie Fogle, GSU	73
2013	Tomeka Watson, Elon	65

### Runs

Year	Name, School	Runs
1994	Julie Glasser, FUR	35
1995	Jenny Swanson, UTC	39
1996	Julie Glasser, FUR	43
1997	Incomplete Data	
1998	Keri Meigs, UTC	44
	Denise Posey, UTC	44
1999	Keri Meigs, UTC	53
2000	Leigh Irwin, UNCG	37
2001	Leah Tucker, UTC	45
2002	Melissa Ramirez, UTC	49
2003	Jennifer Hubbard, UNCG	51
2004	Amanda Cone, COFC	66
2005	Leshe' Russell, COFC	55
2006	Shanita Black, GSU	65
2007	Amber Shifflett, COFC	51
2008	Nina Iduate, GSU	41
	Aubrey Thweatt, GSU	41
2009	Katie Boyd, APP	46
2010	Tomeka Watson, Elon	47
	Emerald Graham, Elon	47
2011	Lyndsey Stiles, UTC	63
2012	Cheyenne Willis, UTC	52
	Michelle Fuzzard, UTC	52
2013	Lindsay Thomas, UNCG	49

## Yearly Leaders - Individual Batting

### Runs Batted In

Year	Name, School	RBIs
1994	Cathy Frohnheiser, FUR	36
1995	Jeanne Noble, MAR	43
1996	Jessica Brown, UTC	46
1997	Julie Glasser, FUR	40
1998	Allison DeVries, UTC	40
1999	Allison DeVries, UTC	48
2000	Penny Thompson, UNCG	34
2001	Angela Brewer, UTC	55
2002	Jill Crawford, UTC	53
2003	Amanda Cone, COFC	53
2004	Amanda Cone, COFC	64
2005	Renee Francis, COFC	55
2006	Ashley Adams, WCU	61
2007	Jennifer Golden, COFC	64
2008	Jenny Side, GSU	55
2009	Amanda Hall, GSU	45
	Katie Boyd, APP	45
2010	Megan Smith, GSU	47
2011	Michelle Fuzzard, UTC	74
2012	Michelle Fuzzard, UTC	63
2013	Katelyn Bedwell, UNCG	52

### Home Runs

Year	Name, School	HRs
1994	Cathy Frohnheiser, FUR	7
1995	Jeanne Noble, MAR	8
	Julie Glasser, FUR	8
1996	Jessica Brown, UTC	11
1997	Jessica Brown, UTC	8
1998	Kami Tucker, UTC	8
1999	Megan Luring, UTC	9
2000	Jacklyn Mariner, COFC	5
	Kay Brittain, FUR	5
2001	Angela Brewer, UTC	14
2002	Amanda Cone, COFC	13
	Penny Thompson, UNCG	13
2003	Melissa Ramirez, UTC	12
2004	Amanda Cone, COFC	17
2005	Jayne Durand, COFC	12
2006	Ashley Adams, WCU	21
2007	Jennifer Golden, COFC	17
2008	Jenny Side, GSU	14
2009	Katie Boyd, APP	17
2010	Megan Smith, GSU	18
2011	Tiffany Baker, UTC	18
2012	Erin Foster, WCU	18
2013	Lindsay Thomas, UNCG	17

### Doubles

Year	Name, School	2Bs
1994	Cathy Frohnheiser, FUR	18
1995	Heather Michaelis, MAR	12
	Amy Jakubowski, FUR	12
	Aime Mitchell	12
1996	Julie Glasser, FUR	20
1997	Julie Glasser, FUR	17
1998	Megan Luring, UTC	25
1999	Allison DeVries, UTC	24
2000	Chrissy Bennett, UNCW	13
2001	Angela Brewer, UTC	16
2002	Stacie Cooper, GSU	15
	Kim Benningfield, UNCG	15
2003	Melissa Ramirez, UTC	20
2004	Amanda Cone, COFC	20
2005	Dani Concepcion, Elon	20
2006	Heather Smith, GSU	14
2007	Debbie Ziegler, Elon	18
2008	Michelle Fuzzard, UTC	14
	Shannon Howard, CofC	14
2009	Sam Russo, GSU	16
2010	Kristie Shifflett, CofC	16
2011	Carleigh Nester, Elon	16
2012	Vivian Morimoto, UTC	20
2013	Allie Cashion, APP	18

### Triples

Year	Name, School	3Bs
1994	Cathy Frohnheiser, FUR	8
1995	April Miller, UTC	9
1996	Julie Glasser, FUR	5
	Jessica Brown, UTC	5
1997	Jennifer Miller, GSU	3
	Brandy Barber, UTC	3
	Julie Glasser, FUR	3
1998	Kay Brittain, FUR	4
	Jaclyn Kaylor, GSU	4
1999	Keri Meigs, UTC	5
	Leah Tucker, UTC	5
2000	Leah Tucker, UTC	7
2001	Leah Tucker, UTC	6
2002	Jill Crawford, UTC	4
2003	Jennifer Hubbard, UNCG	6
2004	Teri Herbert, UTC	8
2005	Janine Sprague, ETSU	6
	Shonrda Schlichenmayer, COFC	6
	Tara Tembey, UTC	6
2006	Shanita Black, GSU	8
2007	Tara Tembey, UTC	6
2008	Brittany Small, CofC	6
2009	Amanda Hall, GSU	4
2010	Amber Shifflett, CofC	5
2011	Lizzy Vaughn, CofC	5
	Lyndsey Stiles, UTC	5
2012	Cheyenne Willis, UTC	4
2013	Sara Poteat, UTC	6

### Bases on Balls

Year	Name, School	BBs
1994	Julie Glasser, FUR	23
1995	Heather Michaelis, MAR	35
1996	Stacey Soltis, FUR	28
1997	Incomplete Data	
1998	Judy Baker, UNCG	27
1999	Megan Luring, UTC	31
2000	Angela Brewer, UTC	30
2001	Angela Brewer, UTC	31
2002	Jada Pescatore, UTC	26
2003	Jennifer Reed, UTC	26
	Sam Steiner, GSU	26
2004	Leslie Barron, UTC	59
2005	Kelly Allen, UNCG	33
2006	Allyson McCubbins, WCU	49
2007	Savannah Filley, WCU	36
2008	Robyne Siliga, GSU	38
2009	Katie Boyd, APP	64
2010	Katie Boyd, APP	44
2011	Katie Boyd, APP	37
2012	Mackenzie Williams, GSU	47
2013	Lindsay Thomas, UNCG	35
	Kourtney Thomas, GSU	35

### Stolen Bases

Year	Name, School	SBs
1994	Carrie Hinkle, MAR	16
1995	Stefanie Cook, MAR	23
1996	Carrie Hinkle, MAR	22
1997	Ashley Flemming, GSU	24
1998	Jennifer Harris, GSU	18
1999	Jaclyn Kaylor, GSU	28
2000	Leigh Irwin, UNCG	36
2001	Leigh Irwin, UNCG	39
2002	Kim Benningfield, UNCG	22
	Brooke Flowers, COFC	22
2003	Candice Shelton, APP	23
2004	LaKerah Barr, FUR	35
2005	Danielle Spetar, ETSU	28
2006	Shanita Black, GSU	44
2007	Mary Greenway, UNCG	41
2008	Mary Greenway, UNCG	49
2009	Sarah Rappe, APP	29
2010	Sarah Rappe, APP	29
2011	Lyndsey Stiles, UTC	35
2012	Tomeka Watson, Elon	37
2013	Tomeka Watson, Elon	25

# Record Book



## Yearly Leaders - Individual Batting/Pitching

### Total Bases

Year	Name, School	TBs
1994	Cathy Frohnheiser, FUR	121
1995	Julie Glasser, FUR	118
1996	Julie Glasser, FUR	128
1997	Julie Glasser, FUR	108
1998	Lara Long, UNCG	105
1999	Allison DeVries, UTC	135
2000	Leah Tucker, UTC	97
2001	Angela Brewer, UTC	133
2002	Jill Crawford, UTC	122
2003	Melissa Ramirez, UTC	133
2004	Amanda Cone, COFC	155
2005	Leshé Russell, COFC	118
2006	Ashley Adams, WCU	124
2007	Jennifer Golden, COFC	135
2008	Tara Tembey, UTC	113
	Jenny Side, GSU	113
2009	Katie Boyd, APP	116
2010	Megen Smith, GSU	119
2011	Tiffany Baker, UTC	129
2012	Erin Foster, WCU	137
2013	Lindsay Thomas, UNCG	127

### On Base Percentage

Year	Name, School	OB %
1994	Heather Michaelis, MAR	.442
1995	Sheri Russo, GSU	.477
1996	Julie Glasser, FUR	.468
1997	Incomplete Data	
1998	Allison DeVries, UTC	.465
1999	Allison DeVries, UTC	.500
2000	Angela Brewer, UTC	.379
2001	Angela Brewer, UTC	.468
2002	Melissa Ramirez, UTC	.469
2003	Amanda Cone, COFC	.475
2004	Amanda Cone, COFC	.508
2005	Danielle Concepcion, Elon	.450
2006	Lindsay Glover, APP	.483
2007	Jennifer Golden, COFC	.495
2008	Robyne Siliga, GSU	.500
2009	Katie Boyd, APP	.590
2010	Kristie Shifflett, CoFC	.522
2011	Vivian Morimoto, UTC	.500
2012	Michelle Fuzzard, UTC	.543
2013	Tomeka Watson, Elon	.511

### Slugging Percentage

Year	Name, School	SLUG %
1994	Cathy Frohnheiser, FUR	.742
1995	Julie Glasser, FUR	.641
1996	Jessica Brown, UTC	.792
1997	Jessica Brown, UTC	.705
1998	Megan Luring, UTC	.655
1999	Allison DeVries, UTC	.731
2000	Jacklyn Mariner, COFC	.447
2001	Angela Brewer, UTC	.679
2002	Jill Crawford, UTC	.678
2003	Jennifer Hubbard, UNCG	.695
2004	Amanda Cone, COFC	.767
2005	Kelly Allen, UNCG	.564
2006	Ashley Adams, WCU	.685
2007	Jennifer Golden, COFC	.754
2008	Katie Boyd, APP	.682
2009	Katie Boyd, APP	.879
2010	Megen Smith, GSU	.696
2011	Tiffany Baker, UTC	.754
2012	Michelle Fuzzard, UTC	.846
2013	Tomeka Watson, Elon	.768

### INDIVIDUAL PITCHING

#### ERA

##### (Min. 1.0 IP/Team Game)

Year	Name, School	ERA
1994	April Miller, UTC	1.82
1995	Amy Jakubowski, FUR	1.38
1996	Vanessa Fawcett, GSU	1.26

1997	JD Staton, UTC	1.22
1998	Amy Robertson, UTC	1.53
1999	Talya Trudell, UTC	1.23
2000	Chrissy Hacker, FUR	0.88
2001	Talya Trudell, UTC	0.94
2002	Beth Alexander, UTC	1.07
2003	Rachael Stern, COFC	1.00
2004	Rachael Stern, COFC	1.44
2005	Rachael Stern, COFC	1.83
2006	Melissa Laliberte, GSU	1.90
2007	Brooke Loudermilk, UTC	2.30
2008	Brooke Loudermilk, UTC	1.87
2009	Brooke Loudermilk, UTC	1.92
2010	Kandice Irwin, UTC	1.47
2011	Hannah Dow, APP	1.81
2012	Sarah Purvis, GSU	1.54
2013	Mollie Hanson, SAM	1.76

#### Wins

Year	Name, School	Wins
1994	Kim Currier, FUR	20
1995	April Miller, UTC	27
1996	Cristy Waring, MAR	22
1997	Cristy Waring, MAR	22
1998	Christine Hornak, UNCG	25
1999	Talya Trudell, UTC	21
2000	Chrissy Hacker, FUR	17
2001	Beth Alexander, UTC	24
2002	Beth Alexander, UTC	25
2003	Rachel Stern, COFC	26
2004	Lacey Swarthout, UTC	28
2005	Rachael Stern, COFC	32
2006	Mendy McKenzie, WCU	22
2007	Brooke Loudermilk, UTC	22
2008	Melissa Laliberte, GSU	19
2009	Brianna Streetmon, GSU	17
2010	Brianna Streetmon, GSU	19
2011	Michelle Fuzzard, UTC	18
2012	Taylor Deason, UTC	24
2013	Hope Klicker, CoFC	20
	Alissa Schoelkopf, APP	20

#### Strikeouts

Year	Name, School	Ks
1994	Kim Currier, FUR	201
1995	Amy Jakubowski, FUR	180
1996	Cristy Waring, MAR	197
1997	Cristy Waring, MAR	197
1998	Chrissy Hacker, FUR	137
	Christine Hornak, UNCG	137
1999	Beth Alexander, UTC	230
2000	Aimee Littlejohn, GSU	144
2001	Beth Alexander, UTC	222
2002	Beth Alexander, UTC	197
2003	Awbrey Winckler, UTC	224
2004	Lacey Swarthout, UTC	331
2005	Lacey Swarthout, UTC	282
2006	Ashley Frizzell, UTC	213
2007	Brooke Loudermilk, UTC	289
2008	Lana Mackey, FUR	245
2009	Lana Mackey, FUR	171
2010	Lana Mackey, FUR	238
2011	Allie Miles, GSU	170
2012	Sarah Purvis, GSU	249
2013	Jordan Garrett, WCU	223

#### Saves

Year	Name, School	Saves
1994	Kim Currier, FUR	2
	Carrie Collins, GSU	2
1995	Cristy Waring, MAR	3
1996	Cristy Waring, MAR	2
	Vanessa Fawcett, GSU	2
1997	Ashley Rayl, FUR	2
	JD Staton, UTC	2
	Cristy Waring, MAR	2
1998	Amy Robertson, UTC	7
1999	Corianne Rogalsky, UTC	4

2000	Missy Baldwin, FUR	4
	Talya Trudell, UTC	4
2001	Beth Alexander, UTC	5
2002	Maureen Flynn, UNCG	8
2003	Tiffany McVay, ETSU	4
2004	Lacey Swarthout, UTC	6
2005	Rachael Stern, COFC	3
	Logan Free, GSU	3
	Brittany Lehrschall, ETSU	3
2006	Teri Fister, APP	4
2007	Terri Mesko, COFC	2
	Yancy Moose, APP	2
	A.J. Street, GSU	2
	Brooke Loudermilk, UTC	2
2008	Brooke Loudermilk, UTC	5
2009	Megen Smith, GSU	4
2010	Kandice Irwin, UTC	11
2011	Kandice Irwin, UTC	8
2012	Erica Navarette, UNCG	4
	Amber Steinhardt, WCU	4
	Lakyn Shull, FUR	4
2013	Meaghan Houston, FUR	5

#### Shutouts

Year	Name, School	ShO
1994	Kim Currier, FUR	8
1995	April Miller, UTC	10
	Amy Jakubowski, FUR	10
1996	Cristy Waring, MAR	10
1997	Incomplete Data	
1998	Amy Robertson, UTC	12
1999	Talya Trudell, UTC	10
2000	Chrissy Hacker, FUR	10
2001	Beth Alexander, UTC	10
2002	Beth Alexander, UTC	11
2003	Rachel Stern, COFC	11
2004	Lacey Swarthout, UTC	10
2005	Lacey Swarthout, UTC	11
2006	Melissa Laliberte, GSU	8
2007	Brooke Loudermilk, UTC	8
2008	Terri Mesko, CoFC	6
	Lana Mackey, FUR	6
	Amber Harrell, UNCG	6
2009	Brianna Streetmon, GSU	5
2010	Brianna Streetmon, GSU	5
2011	Alexa Datko, COFC	9
2012	Stephanie Saylor, CoFC	10
2013	Sarah Purvis, GSU	9

#### Opp. Batting Average

Year	Name, School	Avg.
1994	April Miller, UTC	.200
1995	Amy Jakubowski, FUR	.191
1996	Cristy Waring, MAR	.181
1997	Incomplete Data	
1998	Amy Robertson, UTC	.204
1999	Beth Alexander, UTC	.159
2000	Chrissy Hacker, FUR	.165
2001	Beth Alexander, UTC	.180
2002	Beth Alexander, UTC	.175
2003	Amber Watson, UNCG	.189
2004	Megan Borgaard, Elon	.188
2005	Lacey Swarthout, UTC	.203
2006	Logan Free, GSU	.199
2007	Brooke Loudermilk, UTC	.199
2008	Brooke Loudermilk, UTC	.189
2009	Brooke Loudermilk, UTC	.204
2010	Brooke Loudermilk, UTC	.177
2011	Nikki Waters, UTC	.209
2012	Sarah Purvis, GSU	.167
2013	Sarah Purvis, GSU	.186

#### Innings Pitched

Year	Name, School	IP
1994	Kim Currier, FUR	189.2
1995	April Miller, UTC	279.2
1996	Cristy Waring, MAR	269.2
1997	Cristy Waring, MAR	291.1



# Record Book

## Yearly Leaders - Individual Pitching/Team Batting

1998	Christine Hornak, UNCG	220.1
1999	Aimee Littlejohn, GSU	222.1
2000	Aimee Littlejohn, GSU	226.0
2001	Beth Alexander, UTC	220.1
2002	Beth Alexaner, UTC	202.2
2003	Awbrey Winckler, UTC	259.1
2004	Lacey Swarthout, UTC	333.0
2005	Rachael Stern, COFC	283.1
2006	Ashley Frizzell, UTC	264.2
2007	Brooke Loudermilk, UTC	228.2
2008	Lana Mackey, FUR	252.2
2009	Kayla Richardson, APP	204.1
2010	Brianna Streetmon, GSU	224.0
2011	Kayla Suskauer, FUR	205.0
2012	Sarah Purvis, GSU	208.2
2013	Sarah Purvis, GSU	218.0

### Appearances

Year	Name, School	App
1998	Christine Hornak, UNCG	42
1999	Kenzie Kohler, COFC	43
2000	Amy Poole, UNCG	38
2001	Beth Alexander, UTC	47
2002	Beth Alexander, UTC	39
2003	Awbrey Winckler, UTC	46
2004	Lacey Swarthout, UTC	61
2005	Rachael Stern, COFC	53
2006	Ashley Frizzell, UTC	51
2007	Brooke Loudermilk, UTC	42
2008	Lana Mackey, FUR	45
2009	Brianna Streetmon, GSU	40
2010	Brianna Streetmon, GSU	43
2011	Cory Mattson, UNCG	40
2012	Jordan Garrett, WCU	46
2013	Taylor Deason, UTC	44

### Games Started

Year	Name, School	GS
1994	Kim Currier, FUR	28
	Amy Jakubowski, FUR	28
1995	April Miller, UTC	46
1996	Cristy Waring, MAR	38
1997	Incomplete Data	
1998	Talya Trudell, UTC	31
1999	Aimee Littlejohn, GSU	35
2000	Aimee Littlejohn, GSU	29
2001	Beth Alexander, UTC	35
2002	Beth Alexander, UTC	29
2003	Awbrey Winckler, UTC	34
2004	Lacey Swarthout, UTC	52
2005	Rachael Stern, COFC	53
2006	Ashley Frizzell, UTC	39
2007	Mendy McKenzie, WCU	32
	Terri Mesko, COFC	32
	Ashley Frizzell, UTC	32
2008	Terri Mesko, CofC	36
2009	Kayla Richardson, APP	29
	Brianna Streetmon, GSU	29
2010	Brianna Streetmon, GSU	35
2011	Kayla Suskauer, FUR	32
	Alexa Datko, COFC	32
2012	Stephanie Saylor, CofC	34
2013	Sarah Purvis, GSU	33

### Complete Games

Year	Name, School	CG
1994	Kim Currier, FUR	27
1995	Amy Jakubowski, FUR	34
1996	Cristy Waring, MAR	35
1997	Incomplete Data	
1998	Christine Hornak, UNCG	29
1999	Aimee Littlejohn, GSU	27
2000	Aimee Littlejohn, GSU	25
2001	Tiffany Vandergriff, ETSU	25
2002	Beth Alexander, UTC	22
2003	Awbrey Winckler, UTC	30
2004	Lacey Swarthout, UTC	41
2005	Rachael Stern, COFC	36
2006	Ashley Frizzell, UTC	25

2007	Brooke Loudermilk, UTC	25
2008	Lana Mackey, FUR	28
2009	Kayla Richardson, APP	23
2010	Brianna Streetmon, GSU	23
2011	Kayla Suskauer, FUR	20
2012	Sarah Purvis, GSU	20
2013	Sarah Purvis, GSU	20

### TEAM BATTING

#### Batting Average

Year	School	Avg.
1994	Marshall	.275
1995	Chattanooga	.288
1996	Chattanooga	.308
1997	Chattanooga	.308
1998	Chattanooga	.361
1999	Chattanooga	.302
2000	UNCG	.260
2001	Chattanooga	.281
2002	Chattanooga	.292
2003	College of Charleston	.303
2004	College of Charleston	.309
2005	College of Charleston	.274
2006	College of Charleston	.283
2007	College of Charleston	.300
2008	Georgia Southern	.292
2009	Georgia Southern	.293
2010	Elon	.289
2011	Chattanooga	.341
2012	Chattanooga	.347
2013	UNCG	.292

#### Hits

Year	School	Hits
1994	Furman	378
1995	Furman	420
1996	Marshall	478
1997	Chattanooga	424
1998	Chattanooga	564
1999	Chattanooga	528
2000	UNCG	460
2001	Chattanooga	489
2002	Chattanooga	452
2003	Chattanooga	461
2004	College of Charleston	552
2005	College of Charleston	516
2006	Furman	489
2007	College of Charleston	468
2008	Georgia Southern	530
2009	Georgia Southern	429
2010	Elon	454
2011	Chattanooga	528
2012	Chattanooga	519
2013	UNCG	449

#### Runs

Year	School	Runs
1994	Georgia Southern	192
1995	Chattanooga	230
1996	Marshall	250
	Chattanooga	250
1997	Chattanooga	311
1998	Chattanooga	361
1999	Chattanooga	330
2000	Chattanooga	230
2001	Chattanooga	296
2002	Chattanooga	277
2003	College of Charleston	311
2004	College of Charleston	407
2005	College of Charleston	382
2006	Western Carolina	322
2007	College of Charleston	310
2008	Georgia Southern	314
2009	Appalachian State	238
2010	Elon	293
2011	Chattanooga	391
2012	Chattanooga	375
2013	UNCG	290

#### Runs Batted In

Year	School	RBIs
1994	Furman	150
1995	Chattanooga	187
1996	Chattanooga	213
1997	Incomplete Data	
1998	Chattanooga	310
1999	Chattanooga	281
2000	Chattanooga	202
2001	Chattanooga	252
2002	Chattanooga	246
2003	College of Charleston	264
2004	College of Charleston	363
2005	College of Charleston	345
2006	Western Carolina	293
2007	College of Charleston	293
2008	Georgia Southern	278
2009	Georgia Southern	207
2010	Elon	260
2011	Chattanooga	364
2012	Chattanooga	347
2103	UNCG	253

#### Home Runs

Year	School	HRs
1994	Furman	12
1995	Marshall	15
1996	Chattanooga	25
1997	Incomplete Data	
1998	Chattanooga	20
1999	Chattanooga	29
2000	Chattanooga	12
2001	Chattanooga	37
2002	Chattanooga	31
2003	UNCG	57
2004	College of Charleston	60
2005	College of Charleston	63
2006	Western Carolina	81
2007	College of Charleston	51
2008	Chattanooga	51
2009	Appalachian State	36
	Georgia Southern	36
2010	Elon	47
2011	Chattanooga	58
2012	Chattanooga	66
2013	Elon	38

#### Doubles

Year	School	2Bs
1994	Furman	52
1995	Furman	66
1996	Georgia Southern	76
1997	Incomplete Data	
1998	Chattanooga	95
1999	Chattanooga	98
2000	Chattanooga	71
2001	Chattanooga	75
2002	UNCG	78
2003	Chattanooga	90
2004	College of Charleston	112
2005	College of Charleston	109
2006	Georgia Southern	74
2007	Elon	74
2008	College of Charleston	70
2009	Georgia Southern	81
2010	College of Charleston	74
2011	College of Charleston	79
2012	Chattanooga	106
2013	UNCG	72

#### Triples

Year	School	3Bs
1994	Chattanooga	22
1995	Chattanooga	35
1996	Furman	14
1997	Incomplete Data	
1998	Chattanooga	18
1999	Chattanooga	19



# Record Book



## Yearly Leaders - Team Hitting/Pitching

2000	Chattanooga	11
2001	Chattanooga	19
2002	Chattanooga	14
2003	Georgia Southern	15
2004	East Tennessee State	20
2005	Chattanooga	18
2006	Furman	15
2007	College of Charleston	11
	UNCG	11
2008	College of Charleston	20
2009	Georgia Southern	10
	College of Charleston	10
2010	College of Charleston	12
2011	College of Charleston	17
2012	College of Charleston	13
2013	UNCG	10

### Bases on Balls

Year	School	BBs
1994	Furman	111
1995	Georgia Southern	126
1996	Marshall	139
1997	Incomplete Data	
1998	Chattanooga	166
1999	Chattanooga	150
2000	Chattanooga	170
2001	Chattanooga	170
2002	Chattanooga	151
2003	Chattanooga	187
2004	Chattanooga	218
2005	Chattanooga	226
2006	Western Carolina	236
2007	College of Charleston	208
2008	Chattanooga	172
2009	Appalachian State	184
2010	College of Charleston	183
2011	Chattanooga	185
2012	Georgia Southern	192
2013	Georgia Southern	164
	UNCG	164

### Stolen Bases

Year	School	SBs
1994	Georgia Southern	81
1995	Georgia Southern	57
1996	Marshall	49
1997	Incomplete Data	
1998	Chattanooga	63
1999	Georgia Southern	116
2000	UNCG	96
2001	College of Charleston	98
2002	UNCG	82
2003	Appalachian State	87
2004	Appalachian State	136
2005	East Tennessee State	93
2006	Appalachian State	72
2007	Appalachian State	102
2008	UNCG	77
2009	Appalachian State	76
2010	Appalachian State	98
2011	College of Charleston	68
2012	Elon	81
2013	Elon	69

### On Base Percentage

Year	School	OB %
1994	Marshall	.342
1995	Chattanooga	.339
1996	Chattanooga	.359
1997	Incomplete Data	
1998	Chattanooga	.422
1999	Chattanooga	.361
2000	UNCG	.307
2001	Chattanooga	.354
2002	Chattanooga	.364
2003	College of Charleston	.385
2004	College of Charleston	.393
2005	Chattanooga	.356
2006	Western Carolina	.381

2007	College of Charleston	.396
2008	Elon	.360
2009	College of Charleston	.368
2010	College of Charleston	.362
2011	Chattanooga	.422
2012	Chattanooga	.414
2013	UNCG	.365

### Slugging Percentage

Year	School	SLUG %
1994	Chattanooga	.360
1995	Chattanooga	.405
1996	Chattanooga	.431
1997	Incomplete Data	
1998	Chattanooga	.483
1999	Chattanooga	.430
2000	UNCG	.328
2001	Chattanooga	.409
2002	Chattanooga	.415
2003	UNCG	.461
2004	College of Charleston	.478
2005	College of Charleston	.446
2006	Western Carolina	.476
2007	College of Charleston	.456
2008	Chattanooga	.419
2009	Georgia Southern	.435
2010	Elon	.430
2011	Chattanooga	.518
2012	Chattanooga	.564
2013	UNCG	.422

### Sacrifice Bunts

Year	School	S
1994	Furman	51
1995	Chattanooga	52
1996	Furman	44
1997	Incomplete Data	
1998	Chattanooga	53
1999	Chattanooga	59
2000	College of Charleston	80
2001	College of Charleston	76
2002	Chattanooga	83
2003	Chattanooga	90
2004	Furman	94
2005	Furman	65
2006	Furman	72
2007	Chattanooga	55
2008	Georgia Southern	79
2009	Furman	60
	Samford	60
2010	Elon	47
2011	College of Charleston	62
2012	College of Charleston	77
2013	College of Charleston	58

### Sacrifice Flies

Year	School	SF
1994	Chattanooga	12
1995	Chattanooga	14
1996	Chattanooga	24
1997	Incomplete Data	
1998	Chattanooga	22
1999	Chattanooga	17
2000	Chattanooga	12
2001	Chattanooga	13
	UNC Wilmington	13
2002	Chattanooga	8
	UNCG	8
2003	College of Charleston	17
2004	Chattanooga	15
	College of Charleston	15
2005	Chattanooga	14
	College of Charleston	14
2006	College of Charleston	15
2007	College of Charleston	18
2008	Chattanooga	12
	College of Charleston	12
2009	College of Charleston	13
2010	College of Charleston	15

2011	College of Charleston	24
2012	Chattanooga	20
2013	UNCG	16

### TEAM PITCHING

#### ERA

Year	School	ERA
1994	Furman	1.98
1995	Chattanooga	1.84
1996	Marshall	1.68
1997	Chattanooga	1.58
1998	Chattanooga	1.82
1999	Georgia Southern	1.42
2000	Furman	1.30
2001	Chattanooga	1.24
2002	Chattanooga	1.50
2003	College of Charleston	1.43
2004	Georgia Southern	1.78
2005	College of Charleston	2.08
2006	Georgia Southern	2.72
2007	Chattanooga	2.47
2008	Georgia Southern	2.22
2009	Appalachian State	2.88
2010	Chattanooga	1.97
2011	College of Charleston	2.29
2012	Georgia Southern	1.68
2013	Furman	2.27

#### Wins

Year	School	Wins
1994	Furman	33
1995	Furman	32
1996	Marshall	38
1997	Marshall	36
1998	Chattanooga	47
1999	Chattanooga	48
2000	Chattanooga	47
2001	Chattanooga	49
2002	Chattanooga	44
2003	College of Charleston	45
2004	Chattanooga	45
2005	College of Charleston	53
2006	Western Carolina	41
2007	Chattanooga	35
2008	Chattanooga	41
2009	Georgia Southern	29
2010	Chattanooga	39
2011	Chattanooga	44
2012	Georgia Southern	42
2013	UNCG	38

#### Strikeouts

Year	School	Ks
1994	Furman	344
1995	Furman	239
1996	Marshall	261
1997	Incomplete Data	
1998	Furman	271
1999	Chattanooga	467
2000	Chattanooga	404
2001	Chattanooga	425
2002	Chattanooga	386
2003	Chattanooga	358
2004	Chattanooga	405
2005	Chattanooga	429
2006	Chattanooga	377
2007	Chattanooga	475
2008	Chattanooga	441
2009	Chattanooga	333
2010	Chattanooga	409
2011	Georgia Southern	335
	College of Charleston	335
2012	Georgia Southern	393
2013	Georgia Southern	396



# Record Book

## Yearly Leaders - Team Pitching

Saves			Complete Games			Fewest Earned Runs Allowed		
Year	School	Saves	Year	School	CG	Year	School	ER
1994	Furman	2	1994	Furman	52	1994	Marshall	82
	Georgia Southern	2	1995	Furman	52	1995	Chattanooga	86
1995	Marshall	4	1996	Marshall	52	1996	Chattanooga	83
1996	Chattanooga	3	1997	Incomplete Data		1997	Chattanooga	74
1997	Incomplete Data		1998	Georgia Southern	43	1998	Chattanooga	105
1998	Chattanooga	8	1999	Georgia Southern	48	1999	Georgia Southern	89
1999	Chattanooga	7	2000	Furman	52	2000	College of Charleston	76
2000	Chattanooga	9	2001	Georgia Southern	37	2001	Chattanooga	81
2001	Chattanooga	9	2002	East Tennessee State	40	2002	Chattanooga	85
2002	UNCG	9	2003	Chattanooga	45	2003	College of Charleston	75
2003	East Tennessee State	5	2004	Chattanooga	49	2004	Georgia Southern	103
2004	Chattanooga	6	2005	College of Charleston	54	2005	Chattanooga	130
2005	East Tennessee State	5	2006	Chattanooga	46	2006	Elon	156
	Georgia Southern	5	2007	Chattanooga	44	2007	Georgia Southern	154
	College of Charleston	5	2008	UNCG	42	2008	UNCG	139
2006	Appalachian State	6	2009	UNCG	37	2009	Furman	143
2007	College of Charleston	4	2010	Georgia Southern	32	2010	Chattanooga	111
2008	Chattanooga	7	2011	UNCG	32	2011	College of Charleston	130
2009	Chattanooga	6	2012	Furman	34	2012	Georgia Southern	99
2010	Chattanooga	12	2013	Georgia Southern	34	2013	Furman	116
2011	Chattanooga	10	<b>Fewest Hits Allowed</b>			<b>Most Earned Runs Allowed</b>		
2012	Western Carolina	8	<b>Year</b>	<b>School</b>	<b>Hits</b>	<b>Year</b>	<b>School</b>	<b>ER</b>
2013	UNCG	7	1994	Chattanooga	240	1994	Furman	107
<b>Shutouts</b>			1995	Chattanooga	308	1995	Marshall	147
<b>Year</b>	<b>School</b>	<b>ShO</b>	1996	Chattanooga	276	1996	Furman	233
1994	Furman	13	1997	Incomplete Data		1997	Georgia Southern	148
1995	Furman	14	1998	Chattanooga	330	1998	Furman	157
1996	Georgia Southern	14	1999	Chattanooga	272	1999	UNCG	165
	Marshall	14	2000	College of Charleston	319	2000	UNC Wilmington	164
1997	Incomplete Data		2001	Chattanooga	296	2001	UNC Wilmington	213
1998	Chattanooga	19	2002	Chattanooga	260	2002	Appalachian State	195
1999	Chattanooga	22	2003	College of Charleston	294	2003	UNC Wilmington	189
2000	Chattanooga	23	2004	Georgia Southern	326	2004	Furman	201
2001	Chattanooga	27	2005	Chattanooga	334	2005	Furman	217
2002	Chattanooga	20	2006	Georgia Southern	385	2006	Furman	255
2003	College of Charleston	16	2007	Georgia Southern	344	2007	Appalachian State	243
2004	Chattanooga	17	2008	UNCG	335	2008	Western Carolina	251
	College of Charleston	17	2009	Furman	322	2009	Elon	236
2005	Chattanooga	17	2010	Chattanooga	281	2010	Western Carolina	311
2006	Georgia Southern	12	2011	Chattanooga	331	2011	Samford	254
	Chattanooga	12	2012	Georgia Southern	289	2012	Samford	254
2007	Chattanooga	13	2013	Samford	326	2013	Elon	197
2008	Georgia Southern	13	<b>Most Hits Allowed</b>			<b>Fewest Runs Allowed</b>		
2009	Chattanooga	9	<b>Year</b>	<b>School</b>	<b>Hits</b>	<b>Year</b>	<b>School</b>	<b>R</b>
2010	Chattanooga	11	1994	Furman	319	1994	Marshall	140
2011	College of Charleston	15	1995	Marshall	419	1995	Chattanooga	137
2012			1996	Furman	579	1996	Chattanooga	126
2013	College of Charleston	13	1997	Incomplete Data		1997	Chattanooga	131
<b>Opp. Batting Average</b>			1998	Chattanooga	330	1998	Chattanooga	143
<b>Year</b>	<b>School</b>	<b>Avg.</b>	1999	Chattanooga	272	1999	Chattanooga	123
1994	Furman	.222	2000	College of Charleston	319	2000	College of Charleston	135
1995	Furman	.230	2001	Chattanooga	296	2001	Chattanooga	116
1996	Marshall	.205	2002	Chattanooga	260	2002	Chattanooga	112
1997	Incomplete Data		2003	College of Charleston	294	2003	College of Charleston	116
1998	Chattanooga	.237	2004	Georgia Southern	326	2004	Georgia Southern	160
1999	Chattanooga	.177	2005	Chattanooga	334	2005	Chattanooga	164
2000	Chattanooga	.203	2006	Georgia Southern	385	2006	College of Charleston	218
2001	Chattanooga	.184	2007	Georgia Southern	344	2007	Georgia Southern	180
2002	Chattanooga	.184	2008	UNCG	335	2008	UNCG	178
2003	College of Charleston	.217	2009	Furman	322	2009	Furman	177
2004	College of Charleston	.211	2010	Chattanooga	281	2010	Chattanooga	141
2005	Chattanooga	.210	2011	Chattanooga	331	2011	Chattanooga	160
2006	Georgia Southern	.225	2012	Georgia Southern	289	2012	Georgia Southern	126
2007	Georgia Southern	.230	2013	Samford	326	2013	Furman	172
2008	Chattanooga	.220	<b>Innings Pitched</b>					
2009	Appalachian State	.245	<b>Year</b>	<b>School</b>	<b>IP</b>			
2010	Chattanooga	.198	1994	Furman	377.1			
2011	College of Charleston	.232	1995	Furman	395.2			
2012	Georgia Southern	.194						
2013	Georgia Southern	.228						

# Record Book



## Yearly Leaders - Team Pitching

### Most Runs Allowed

Year	School	R
1994	Furman	185
1995	Marshall	231
1996	Furman	328
1997	Furman	217
1998	Furman	241
	Georgia Southern	241
1999	College of Charleston	243
2000	UNC Wilmington	255
2001	UNC Wilmington	268
2002	East Tennessee State	274
2003	UNC Wilmington	263
2004	Furman	270
2005	Furman	300
2006	Furman	308
2007	Appalachian State	293
2008	Western Carolina	316
2009	Western Carolina	292
2010	Western Carolina	393
2011	Samford	322
2012	Samford	318
2013	Western Carolina	269

### Fewest Bases on Balls

Year	School	BB
1994	Chattanooga	76
1995	Chattanooga	72
1996	Georgia Southern	80
1997	Incomplete Data	
1998	Chattanooga	87
1999	Furman	97
2000	UNCG	94
2001	Appalachian State	67
2002	Furman	93
2003	College of Charleston	76
2004	Chattanooga	94
2005	East Tennessee State	106
2006	Western Carolina	133
2007	UNCG	135
2008	Chattanooga	146
2009	Western Carolina	103
2010	Appalachian State	99
2011	Chattanooga	93
2012	College of Charleston	86
2013	College of Charleston	92

### Most Bases on Balls

Year	School	BB
1994	Furman	86
1995	Marshall	119
1996	Furman	133
1997	Incomplete Data	
1998	Georgia Southern	149
1999	College of Charleston	167
2000	Georgia Southern	142
2001	UNC Wilmington	157
2002	UNCG	153
2003	Furman	158
2004	Furman	197
2005	Furman	196
2006	Georgia Southern	244
2007	Georgia Southern	236
2008	Georgia Southern	199
2009	UNCG	221
2010	UNCG	189
2011	UNCG	245
2012	UNCG	211
2013	Appalachian State	188

### Fewest Home Runs Allowed

Year	School	HR
1994	Chattanooga	1
1995	Marshall	5
	Chattanooga	5
1996	Marshall	7
1997	Incomplete Data	
1998	Chattanooga	4
1999	Furman	10

2000	College of Charleston	10
2001	College of Charleston	5
2001	Furman	9
2002	Furman	6
2003	College of Charleston	13
2004	Furman	20
2005	Georgia Southern	21
2006	Elon	27
2007	Georgia Southern	22
2008	Elon	18
2009	Furman	20
2010	College of Charleston	16
2011	College of Charleston	25
	Appalachian State	25
2012	Furman	25
2013	Furman	20

### Most Home Runs Allowed

Year	School	HR
1994	Furman	6
1995	Georgia Southern	12
1996	Furman	13
1997	Incomplete Data	
1998	Furman	14
1999	UNCG	20
2000	UNCG	20
	UNC Wilmington	20
2001	UNC Wilmington	28
2002	UNCG	32
2003	Appalachian State	37
2004	Appalachian State	37
2005	Elon	58
2006	Chattanooga	46
2007	Appalachian State	56
2008	College of Charleston	39
2009	Elon	40
2010	Western Carolina	52
2011	Samford	65
2012	Samford	56
2013	Appalachian State	44

## Individual Tournament Records

### Individual Game Batting

**Most At-Bats:** 6, Lyndsey Stiles (UTC) vs. UNCG, 2011; Christina Elmore (UNCW) vs. Furman, 2003

**Most Hits:** 5, Tara Tembey (UTC) vs. College of Charleston, 2005

**Most Runs:** 3, Michelle Fuzzard (UTC) vs. Elon, 2012; Kelsey Hodgson (CofC) vs. Samford, 2011; Sam Steiner (GSU) vs. College of Charleston, 2006; Melissa Ramirez (UTC) vs. East Tennessee State, 2003; Sheryl Clark (ETSU) vs. College of Charleston, 2002; Leah Tucker (UTC) vs. College of Charleston, 1999; Jeanne Noble (MAR) vs. Furman, 1995; Julie Glaser (FUR) vs. Chattanooga, 1995

**Most Doubles:** 2, on 22 occasions: most recently, Becca Mueller (CofC) vs. Georgia Southern, 2013

**Most Triples:** 1, on 35 occasions: most recently, Shelby Morrill (GSU) vs. Western Carolina, 2013

**Most Home Runs:** 2, Lindsay Thomas (UNCG) vs. Samford, 2013; Shelby Scott (SAM) vs. UNCG, 2012; Tara Tembey (UTC) vs. Georgia Southern, 2008; Sam Steiner (GSU) vs. College of Charleston, 2006; Megan Borgaard (ELON) vs. East Tennessee State, 2005; Lindsay Lane (ETSU) vs. College of Charleston, 2002

**Most Runs Batted In:** 5, Lindsay Thomas (UNCG) vs. Samford, 2013; Sam Steiner (GSU) vs. College of Charleston, 2006; Miranda Byerly (ETSU) vs. College of Charleston, 2002; Lindsay Lane (ETSU) vs. College of Charleston, 2002; Megan Luring (UTC) vs. College of Charleston, 1999.

**Most Stolen Bases:** 3, Megan Rembielak (APP) vs. College of Charleston, 2011; Natalie Willis (APP) vs. Georgia Southern, 2005; Wendy Lewis (APP) vs. UNCG, 2004

**Highest Batting Average (Min. 4 ABs):** 1.000 (5-for-5), Tara Tembey (UTC) vs. College of Charleston, 2005; (4-for-4), Kasey Tydingco (UTC) vs. UNCG, 2011; Shanita Black (GSU) vs. Chattanooga, 2006; Stephanie Cushing (FUR) vs. Chattanooga, 2006

**Most Walks:** 4, Katie Boyd (APP) vs. Furman, 2008

### Individual Game Pitching

**Most Innings Pitched:** 11.0, Sarah Purvis (GSU) vs. UNCG, 2013; Brooke Red (GSU) vs. CofC, 2013; Terri Mesko (CofC) vs. Appalachian State, 2007

**Fewest Hits (min. 7 inn.):** 1, on seven occasions: most recently, Amber Harrell (UNCG) vs. Chattanooga, 2010

**Most Strikeouts:** 15, Allie Miles (GSU) vs. Appalachian State, 2011

**Fewest Walks (min. 7 inn.):** 0, on 29 occasions: most recently, Brooke Red (GSU) vs. CofC, 2013

**Most Consecutive Scoreless Innings:** 10.2, Raeanne Hanks (UNCG) vs. GSU, 2013

### Individual Tournament Batting

**Most At-Bats:** 27, Tara Tembey (UTC), 2008; Lindsey Hopkins (GSU), 2007

**Most Hits:** 13, Shanita Black (GSU), 2006

**Most Runs:** 7, Teri Herbert (UTC), 2003; Melissa Ramirez (UTC), 2003; LeKerah Barr (FUR), 2002; Leah Tucker (UTC), 1999

**Most Doubles:** 3, Lexi Allen (GSU), 2013; Amanda Lonergan (CofC), 2012; Heather Smith (GSU), 2007; Amber Nelson (FUR), 2005; Melissa Ramirez (UTC), 2005; Melissa Creeger (CofC), 2003; Allison DeVries (UTC), 1999; Allison DeVries (UTC), 1997

**Most Triples:** 2, Melissa Ramirez (UTC), 2005; Shanita Black (GSU), 2005

**Most Home Runs:** 2, on several occasions--most recently: Shelby Morrill (GSU), 2013; Lindsay Thomas (UNCG), 2013; A.J.Hamilton (GSU), 2013

**Most Runs Batted In:** 11, Melissa Ramirez (UTC), 2003

**Highest Batting Average (Min. 10 AB):** .733 (11--for-15), Melissa Ramirez (UTC), 2003

**Most Stolen Bases:** 7, Shanita Black (GSU), 2006

**Most Walks:** 11, Gina Sterchi (GSU), 2006

### Individual Tournament Pitching

**Most Appearances:** 7, Brooke Loudermilk (UTC), 2008; Logan Free (GSU), 2007

**Most Wins:** 5, Brooke Loudermilk (UTC), 2008

**Most Innings Pitched:** 35.2, Brooke Loudermilk (UTC), 2008

**Lowest Earned Run Average (min. 7 inn.):** 0.00, Awbrey Winckler (UTC), 2003 (25.0 IP); Kayla Richardson (APP), 2009 (17.1 IP); Tayla Trudell (UTC), 2001 (14.0 IP); Rachel Henley (FUR), 2003 (11.1 IP); Brooke Red (GSU), 2013 (11.0 IP); Amber Watson (UNCG), 2003 (10.0 IP); Janice Savage (GSU), 2003 (9.1 IP); A.J. Street (GSU), 2005 (7.0 IP); Jennifer Miller (GSU), 1999 (7.0 IP)

**Fewest Hits (min. 7 inn.):** 2, Logan Free (GSU), 2004 (7.0 IP)

**Most Strikeouts:** 48, Brooke Loudermilk (UTC), 2008 (35.2 IP)

**Fewest Walks (min. 7 inn.):** 0, Amber Harrell (UNCG), 2010 (19.0 IP); Logan Free (GSU), 2004 (7.0 IP); Brooke Red (GSU), 2013 (11.0 IP)

**Most Consecutive Scoreless Innings:** 24.2, Raeanne Hanks (UNCG), 2013

**Most Saves:** 2, Megan Smith (GSU), 2008; Tayla Trudell (UTC), 2000



# Record Book



## Team Tournament Records

### Team Game Batting

**Most At-Bats:** 44, Chattanooga vs Georgia Southern, 1996 (9 inn.)

**Most Hits:** 20, Chattanooga vs. UNCG, 2011

**Most Hits by a Losing Team:** 15, UNC Wilmington vs. UNCG, 2000

**Most Runs:** 15, College of Charleston vs. Appalachian State, 2003

**Most Runs by a Losing Team:** 7, Chattanooga vs College of Charleston, 2005

**Most Doubles:** 6, Furman vs. Georgia Southern, 2009

**Most Triples:** 2, Chattanooga vs. College of Charleston, 2005

**Most Home Runs:** 4, Georgia Southern vs. College of Charleston, 2012

**Most RBIs:** 12, UNCG vs. Samford, 2013; Chattanooga vs. UNCG, 2011; College of Charleston vs. Appalachian State, 2003

**Most Stolen Bases:** 7, Appalachian State vs. UNCG, 2004

**Most Walks:** 7, Chattanooga vs. Elon, 2012; Samford vs. Appalachian State, 2011; Appalachian State vs. Furman, 2008; Elon vs. Georgia Southern, 2007; Chattanooga vs. Furman, 2005

**Most Left on Base:** 13, Samford vs. Georgia Southern, 2009; Furman vs Appalachian State, 2008; Georgia Southern vs. UNCG, 2006; Chattanooga vs. College of Charleston, 2005

### Team Game Pitching

**Most Innings Pitched:** 11.0, Georgia Southern vs. College of Charleston, 2013; Georgia Southern vs. UNCG, 2013; College of Charleston vs. Appalachian State, 2007; Furman vs. UNC Wilmington, 2003; UNC Wilmington vs. Furman, 2003; Chattanooga vs Georgia Southern, 1996

**Most Strikeouts:** 15, Georgia Southern vs. Appalachian State, 2011

**Most Consecutive Scoreless Innings:** 11.0, Georgia Southern vs. UNCG, 2013

**Fewest Hits:** 0, Chattanooga vs. College of Charleston, 1999 (5 inn.)

### Team Tournament Batting

**Most At-Bats:** 208, Georgia Southern, 2007

**Most Hits:** 60, Chattanooga, 2008

**Most Runs:** 34, Chattanooga, 2008

**Most Doubles:** 12, College of Charleston, 2012

**Most Triples:** 3, Chattanooga, 2005

**Most Home Runs:** 10, Georgia Southern, 2012

**Most RBIs:** 34, Chattanooga, 2008

**Most Stolen Bases:** 16, Appalachian State 2004

**Most Walks:** 31, Georgia Southern, 2006

### Team Tournament Pitching

**Best Earned Run Average:** 0.00, Furman, 1998 (0 ER/12.0 inn)

**Fewest Runs Allowed:** 1, Chattanooga, 2001; Chattanooga, 1997; Furman, 1994

**Most Complete Games:** 5, Georgia Southern, 2013; Georgia Southern, 2006

**Most Strikeouts:** 57, Chattanooga, 2008

**Most Consecutive Scoreless Innings:** 24.2, Chattanooga, 2001

**Most Saves:** 2, Georgia Southern, 2008; Chattanooga, 2000

**Most Shutouts Pitched:** 4, Chattanooga, 2000

### Tournament Game - Two Teams

**Most Runs:** 18, East Tennessee State vs. College of Charleston, 2002

**Most Hits:** 24, Elon vs. UNCG, 2010

**Fewest Runs:** 1, on 12 occasions, most recently, Georgia Southern vs. UNCG, 2013

**Fewest Hits:** 4, Furman vs. College of Charleston, 2005

**Most Doubles:** 7, Furman vs. Georgia Southern, 2009; Georgia Southern vs. College of Charleston, 2008

**Most Triples:** 3, Chattanooga vs. College of Charleston, 2005

**Most Home Runs:** 5, Georgia Southern vs. College of Charleston (in two games during the tournament), 2012

### Miscellaneous Game

**Longest Game:** 11 innings, UNCG vs. Georgia Southern, 2013; College of Charleston vs. Appalachian State, 2007; Furman vs. UNC Wilmington, 2003; Chattanooga vs. Georgia Southern, 1996

**Most Runs Scored-One Inning:** 13, College of Charleston vs. Appalachian State, 2003

**Largest Margin of Victory:** 14, College of Charleston (15) vs. Appalachian State (1), 2003

**Largest Deficit Overcome for Victory:** 4 runs, Furman vs. Elon, 2006; College of Charleston vs. Chattanooga, 2005; Elon vs. Georgia Southern, 2005

**Largest Deficit Overcome for Victory in 7th Inning:** 4 runs, College of Charleston vs. Chattanooga, 2005

**Most Double Plays:** 4, Furman vs. Georgia Southern, 1994

### Miscellaneous Tournament

**Most Double Plays:** 7, Georgia Southern, 2007

**Most Home Runs:** 41, 2012 Championship in Boone, N.C.



# 2013 Championship

UNCG Softball Stadium • Greensboro, N.C.

#2 College of Charleston

**Game 2**  
Wed., May 8, 2013  
12 p.m.

#7 Western Carolina, 3-1

#7 Western Carolina

#3 Georgia Southern

**Game 3**  
Wed., May 8, 2013  
2:30 p.m.

#3 Georgia Southern, 6-2

#6 Chattanooga

#1 Appalachian State

#2 College of Charleston

**Game 6**  
Thurs., May 9, 2013  
9 a.m.

#2 Coll. of Charleston, 5-3

#6 Chattanooga

#1 Appalachian State

**Game 4**  
Wed., May 8, 2013  
5 p.m.

#1 Appalachian State, 3-2 (10)

#9 Samford, 8-0

#4 UNCG

**Game 5**  
Wed., May 8, 2013  
7:30 p.m.

#4 UNCG, 1-0

#5 Furman

#7 Western Carolina

#9 Samford

**Game 7**  
Thurs., May 9, 2013  
11:30 a.m.

#9 Samford, 1-0

#5 Furman

#3 Georgia Southern

#3 Georgia Southern, 6-0

**Game 8**  
Thurs., May 9, 2013  
2 p.m.

**Game 14**  
Fri., May 10, 2013  
3 p.m.  
(if necessary)

#3 Georgia Southern, 3-2 (11)

**Game 12**  
Fri., May 10, 2013  
10 a.m.

#2 Coll. of Charleston, 3-2

#2 CofC, 2-0 (10)

**Game 16**  
Sat., May 11, 2013  
1 p.m.  
Winner-Take-All  
Championship  
Game

#3 GSU,  
1-0 (11)



#8 Elon  
**Game 1**  
Wed., May 8, 2013  
9 a.m.  
Single Elimination Game  
#9 Samford

**Game 9**  
Thurs., May 9, 2013  
4:30 p.m.

#4 UNCG, 3-0

**Game 13**  
Fri., May 10, 2013  
12:30 p.m.

#4 UNCG, 12-2

\*Host institution has the option to play in the 7:30 p.m. slot on May 8th (unless the 8 or 9 seed). Bracket will be adjusted accordingly.

\*If Game 14 is not needed and Game 15 is needed - it will start 30 minutes after the conclusion of Game 13

\*All times are Eastern

# 2012 Championship

Sywassink/Lloyd Family Stadium • Boone, N.C.

**May 9**

**May 10**

**May 11**

**May 12**

#2 Chattanooga

**Game #2**  
12 p.m.

#7 Elon

#3 College of Charleston

**Game #3**  
2 p.m.

#6 Western Carolina

#1 Georgia Southern

**Game #4**  
5 p.m.

#9 Samford, 3-2

#4 UNCG

**Game #5**  
May 10, 10 a.m.

#5 Appalachian State

#2 Chattanooga, 8-1

**Game #8**  
5 p.m.

#3 Coll. of Charleston, 6-2

#1 Georgia Southern, 3-0

**Game #9**  
7 p.m.

#5 Appalachian State, 6-2

#2 Chattanooga, 6-1

**Game #12**  
3 p.m.

#1 Georgia Southern, 6-0



**Game #15**  
1:30 p.m.

#3 Coll. of Charleston, 4-3

**If Necessary**  
**Game #16**  
30 minutes after  
the completion of  
**Game #15**



#1 Georgia Southern,  
6-2

#1 Georgia Southern



**May 10**

**May 11**

**May 12**

#5 Appalachian State

**Game #11**  
12 p.m.

#7 Elon, 7-3

#3 College of Charleston

**Game #10**  
10 a.m.

#4 UNCG, 6-5

#7 Elon, 4-0

**Game #13**  
5 p.m.

#3 Coll. of Charleston, 6-3

#2 Chattanooga

**Game #14**  
11 a.m.

#3 Coll. of Charleston, 4-2

#3 Coll. of Charleston, 7-6

#1 Georgia Southern

#7 Elon

**Game #6**  
12 p.m.

#6 Western Carolina

#9 Samford

**Game #7**  
2 p.m.

#4 UNCG

•TIMES ARE SUBJECT TO CHANGE  
•Host institution has the option to play  
in the 7 p.m. slot on May 9.



# 2011 Championship

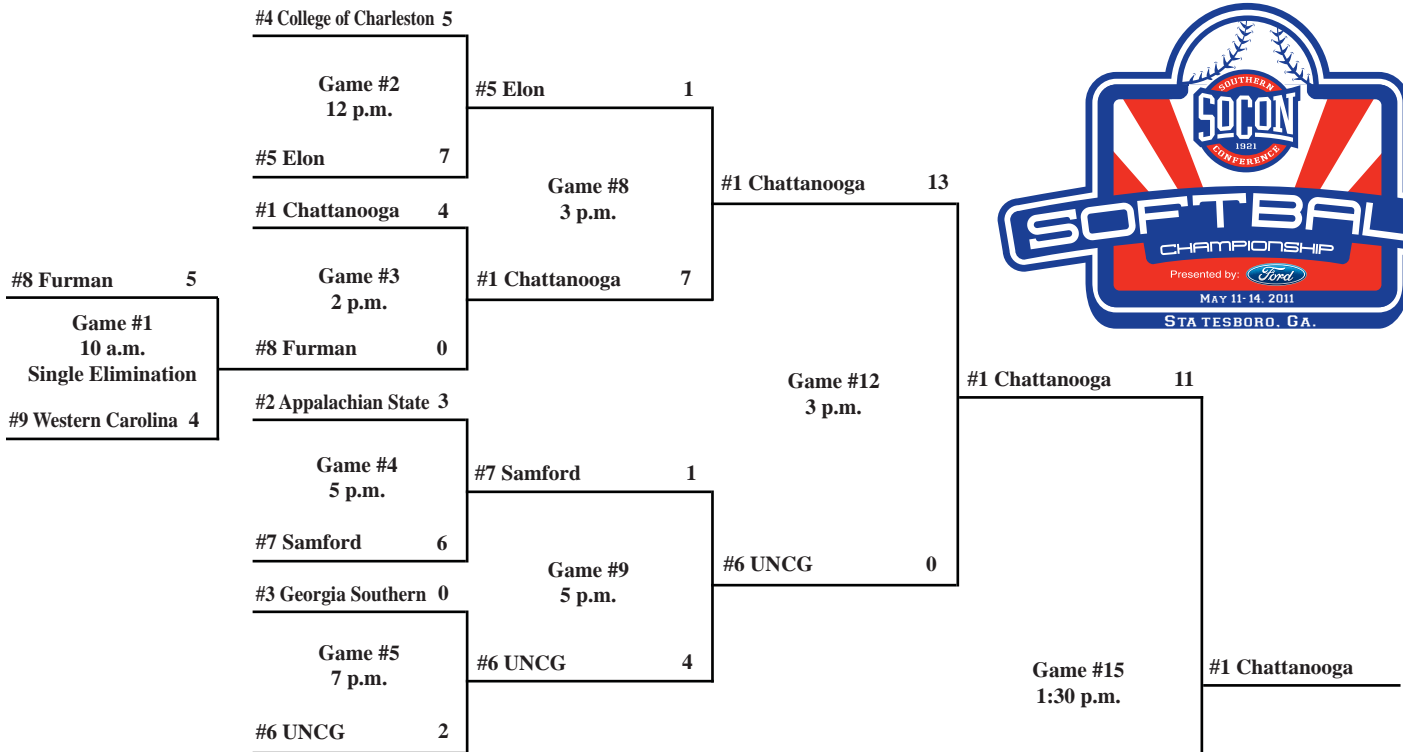
Eagle Field at the Softball Complex • Statesboro, Ga.

May 11

May 12

May 13

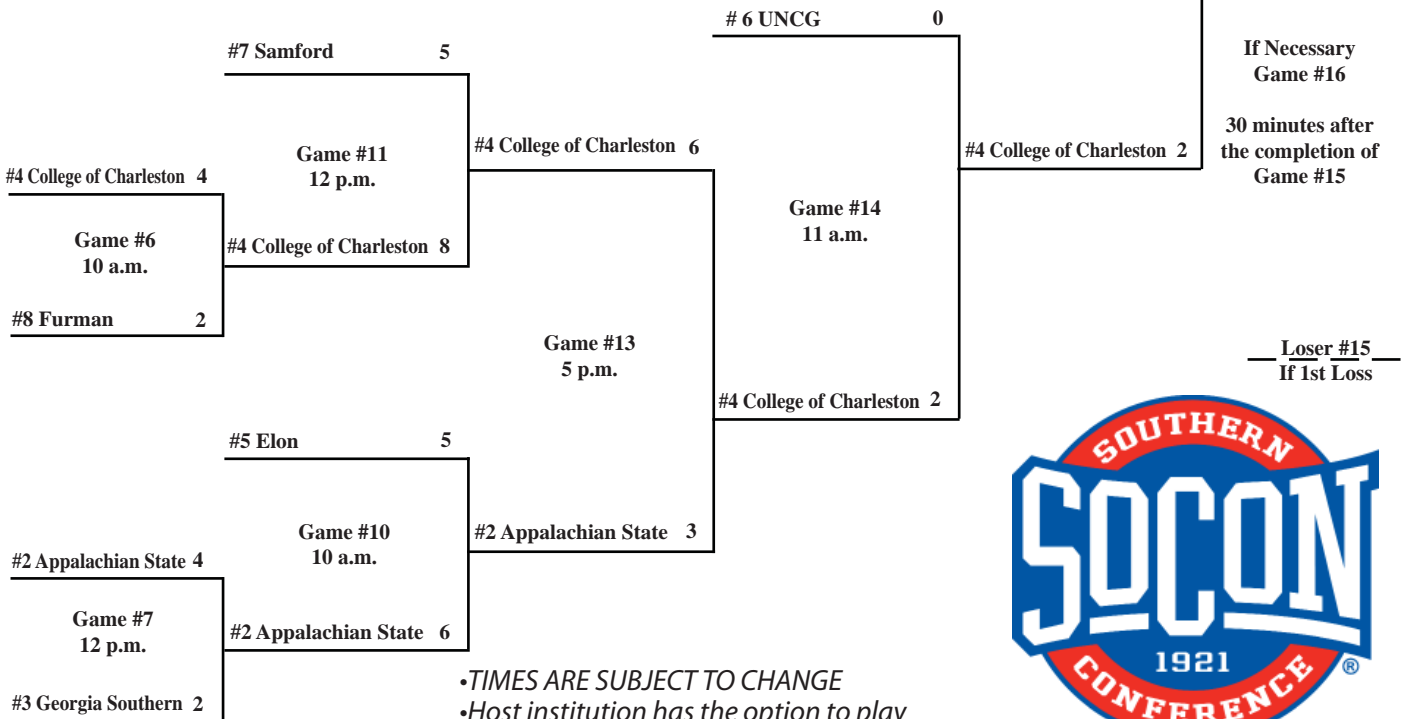
May 14



May 12

May 13

May 14



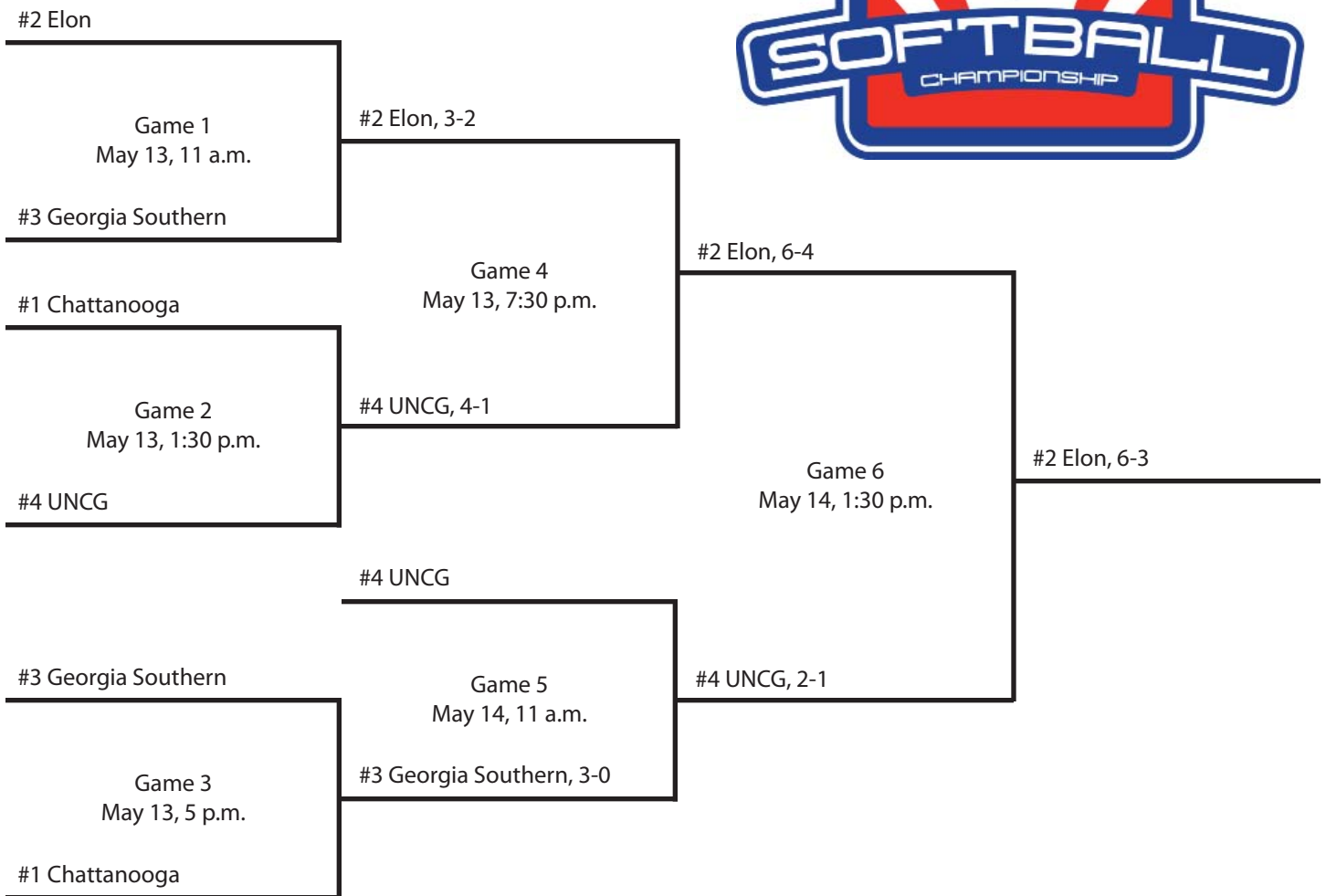
•TIMES ARE SUBJECT TO CHANGE  
•Host institution has the option to play  
in the 7 p.m. slot on May 11.





# 2010 Championship

Frost Stadium • Chattanooga, Tenn.





# 2009 Championship

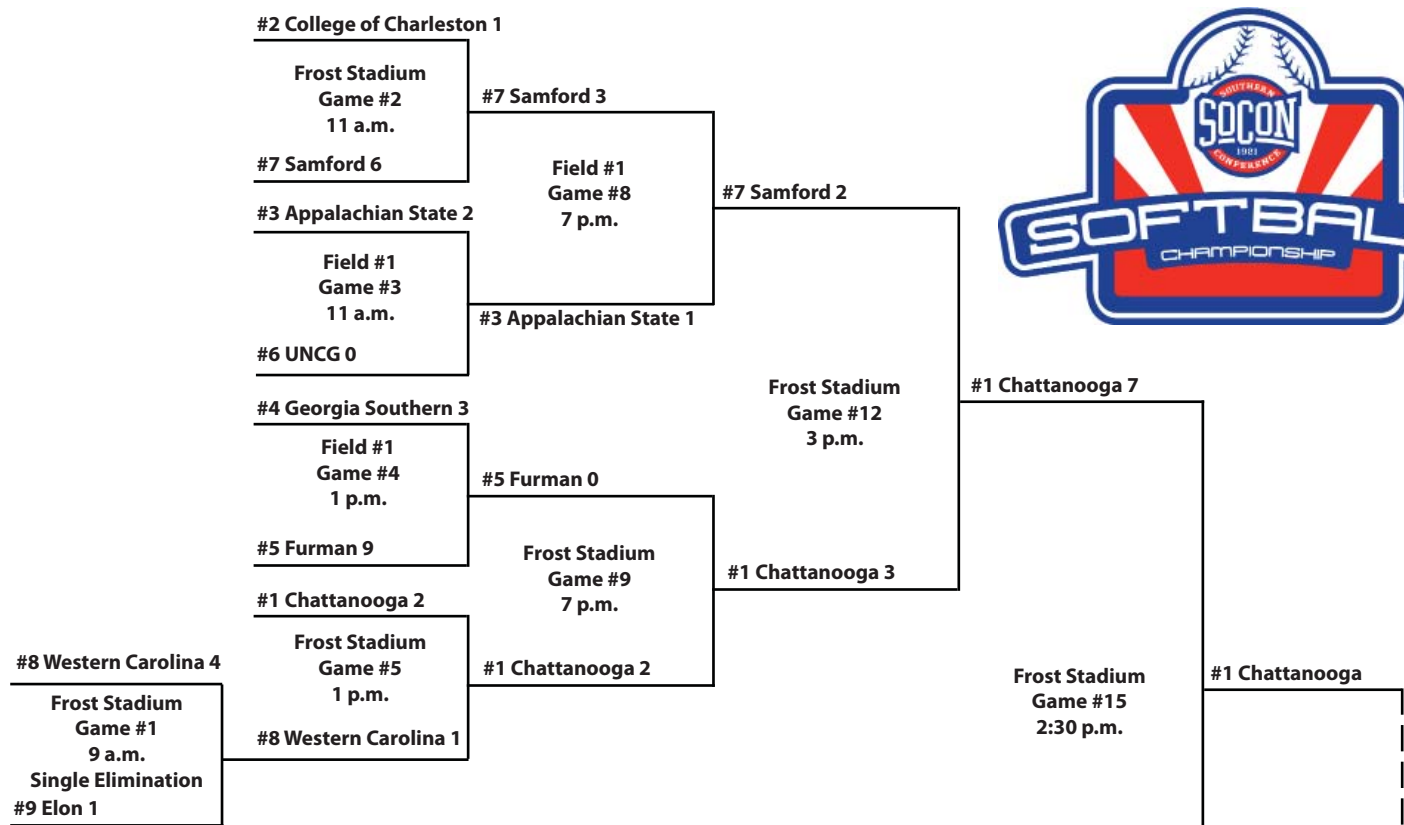
Jim Frost Stadium • Chattanooga, Tenn.

May 7

May 7

May 8

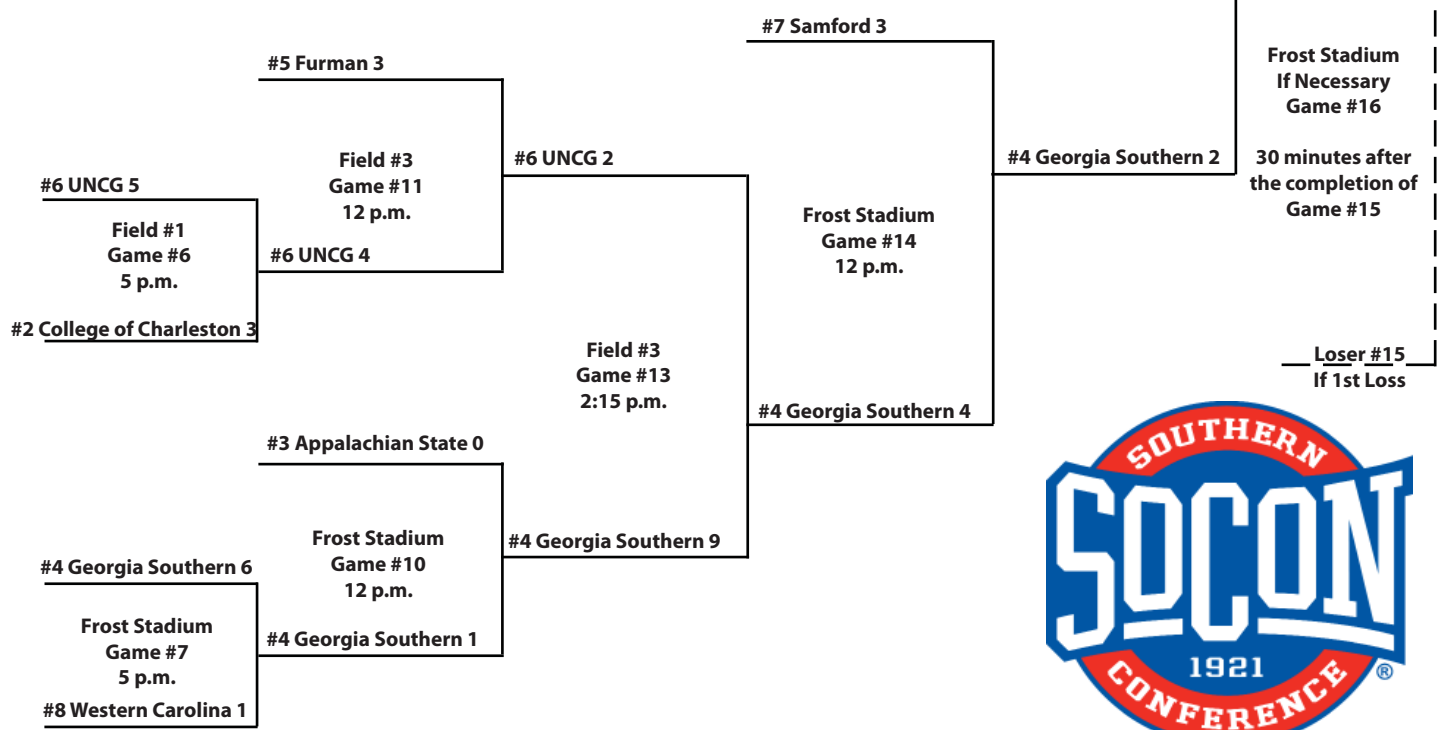
May 9



May 7

May 8

May 9



•ALL TIMES ARE EASTERN  
•TIMES ARE SUBJECT TO CHANGE

# 2008 Championship

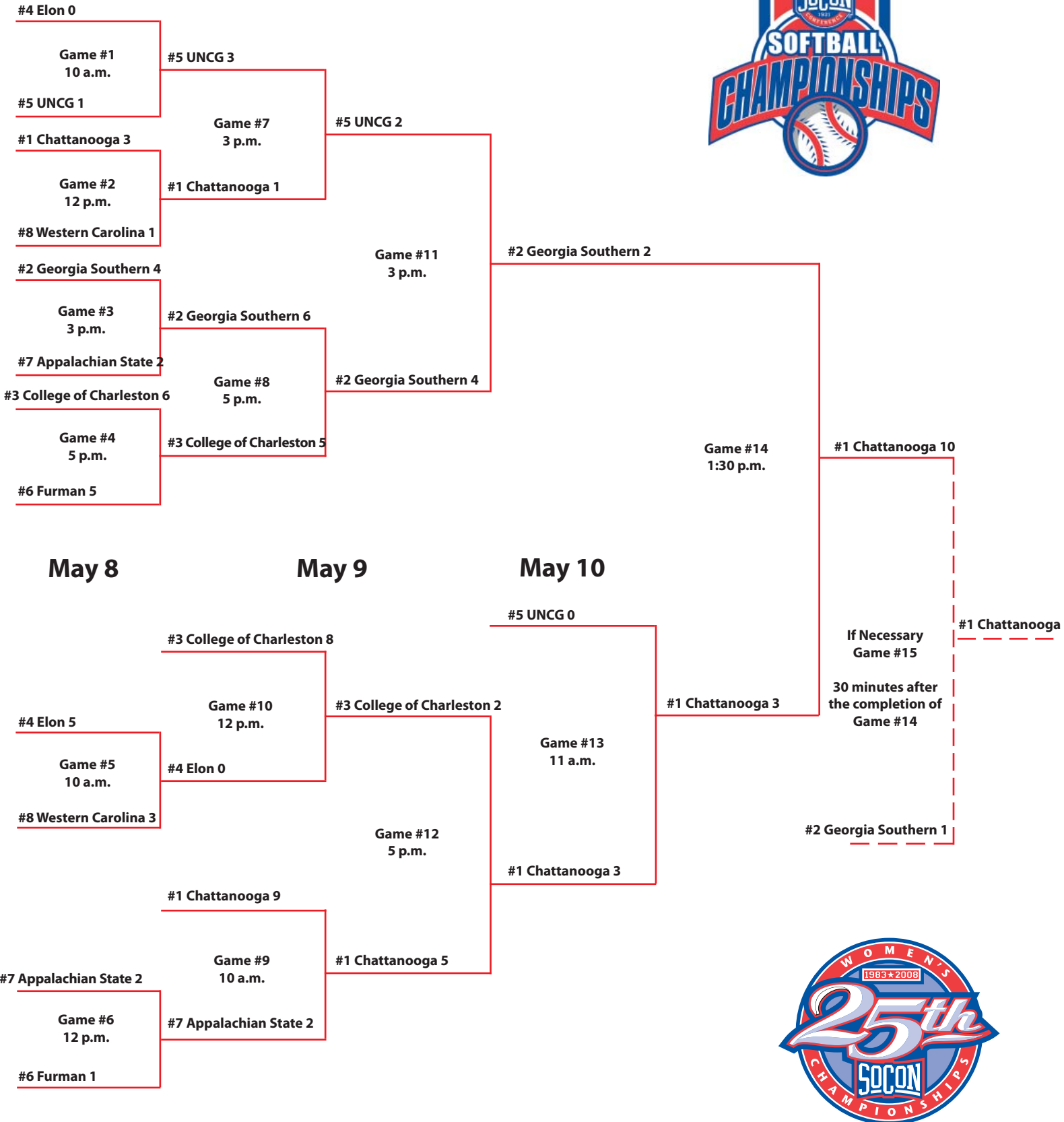
Patriots Point Athletic Complex • Mt. Pleasant, S.C.

May 7

May 8

May 9

May 10





# 2007 Championship

Jim Frost Softball Complex • Chattanooga, Tenn.

May 9

May 10

May 11

May 12



College of Charleston 5

**Game #1**  
10 a.m.  
Furman 12

Furman 7

**Game #7**  
3 p.m.

Furman 4

Appalachian State 1

**Game #2**  
12 p.m.  
Elon 2

Elon 1

**Game #11**  
3 p.m.

Furman 1

Georgia Southern 0

**Game #3**  
3 p.m.  
Western Carolina 2

Western Carolina 1

**Game #8**  
5 p.m.

Western Carolina 2

Chattanooga 1

**Game #4**  
5 p.m.  
UNCG 2

UNCG 0

**Game #14**  
1:30 p.m.

Furman 3

May 10

May 11

May 12

College of Charleston 4

**Game #5**  
10 a.m.  
Appalachian State 2

UNCG 10

**Game #10**  
12 p.m.

UNCG 2

College of Charleston 0

**Game #13**  
11 a.m.

Ga. Southern 4

**If Necessary**  
**Game #15**  
4 p.m.

Furman

Georgia Southern 9

**Game #6**  
12 p.m.  
Chattanooga 4

Elon 1

**Game #9**  
10 a.m.

Georgia Southern 3

Ga. Southern 3

Georgia Southern 2

TIMES ARE SUBJECT TO CHANGE



# 2006 Championship

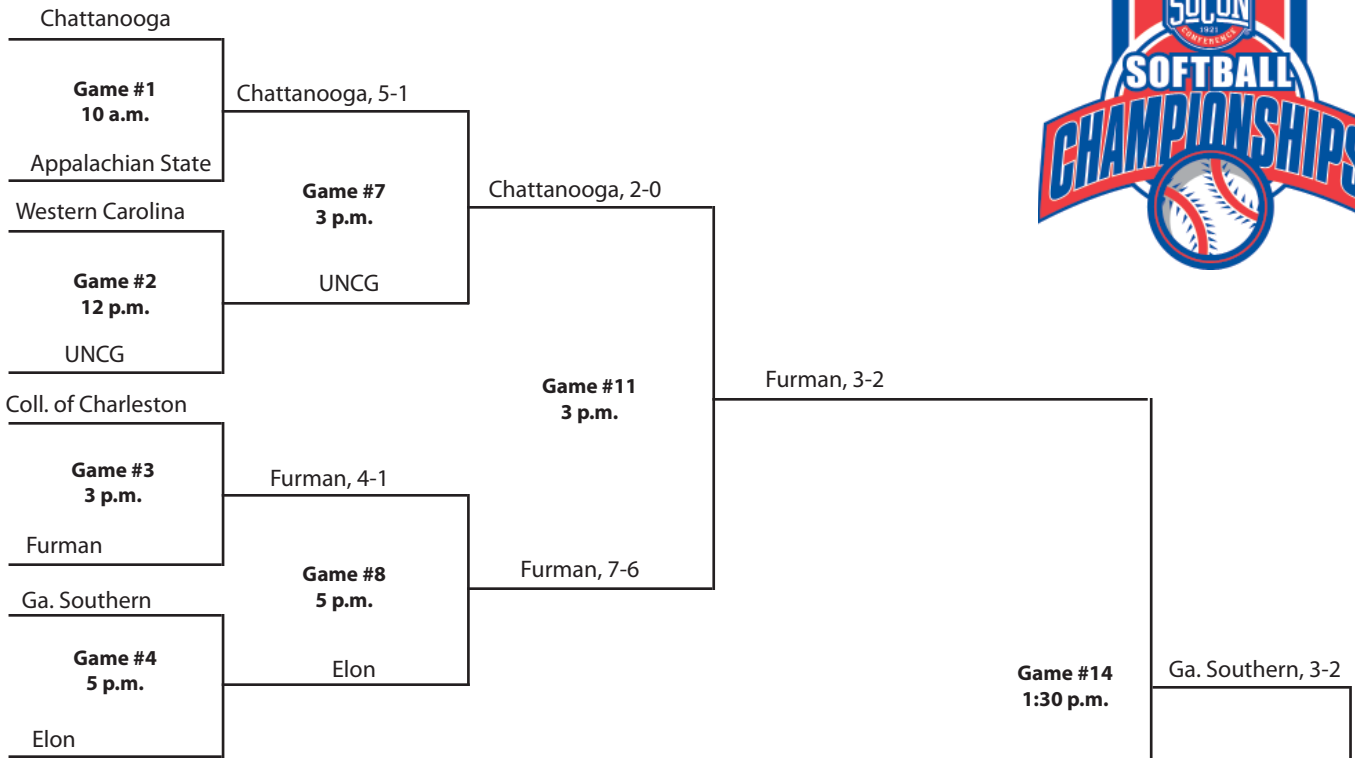
Jim Frost Softball Complex • Chattanooga, Tenn.

**May 10**

**May 11**

**May 12**

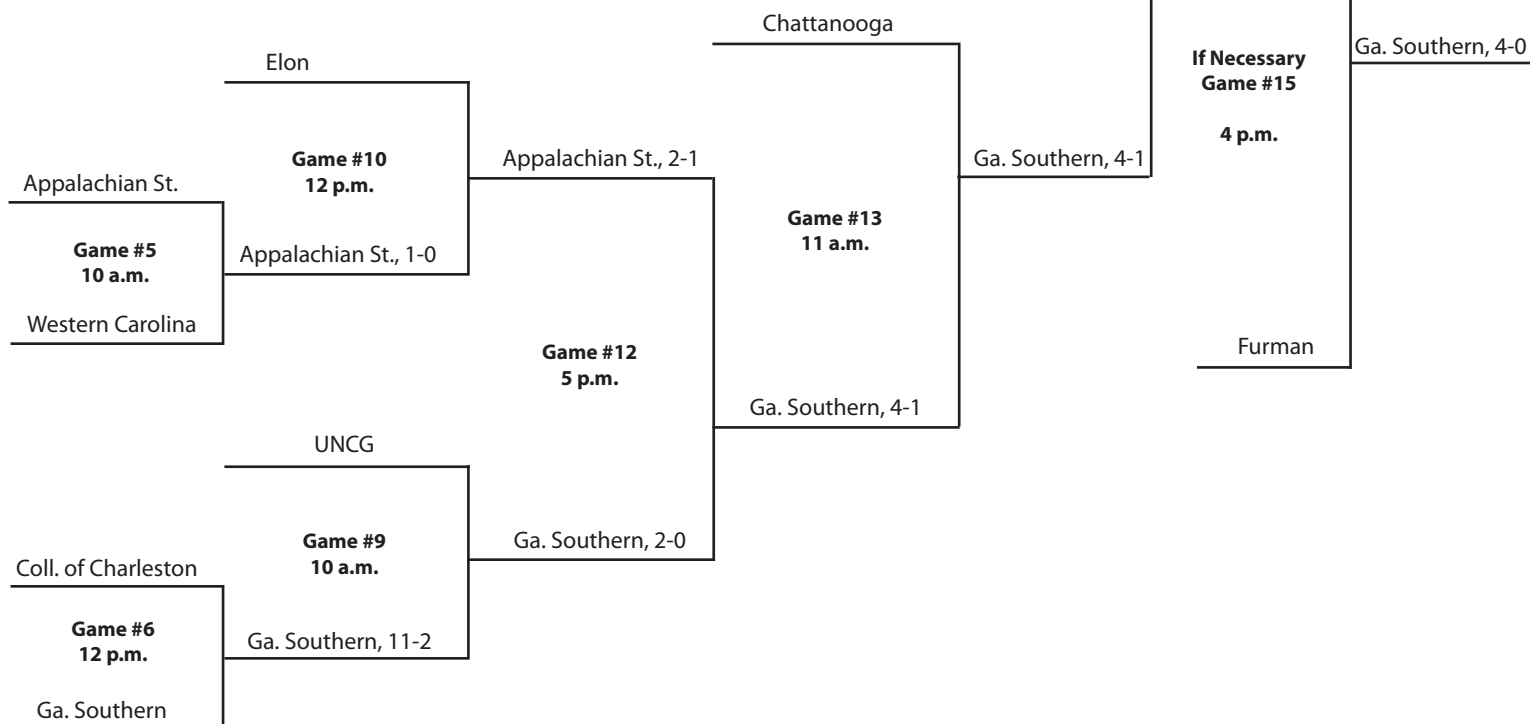
**May 13**



**May 11**

**May 12**

**May 13**



TIMES ARE SUBJECT TO CHANGE



# 2005 Championship

May 12-15, 2005 • Patriots Point Athletic Complex • Charleston, S.C.



#4 East Tennessee State

Game #1  
Thursday, May 12  
10 a.m.  
#5 Elon

#5 Elon, 4-2  
Game #7  
Friday, May 13  
3:30 p.m.  
#1 College of Charleston, 4-0

#1 College of Charleston  
Game #2  
Thursday, May 12  
6 p.m.  
#8 Furman

#2 Chattanooga

Game #3  
Thursday, May 12  
3:30 p.m.  
#7 UNCG

#2 Chattanooga, 8-0  
Game #8  
Friday, May 13  
6 p.m.  
#6 Appalachian State, 6-1

#3 Georgia Southern  
Game #4  
Thursday, May 12  
12:30 p.m.  
#6 Appalachian State

#1 College of Charleston, 3-1  
Game #11  
Saturday, May 14  
3:30 p.m.  
#2 Chattanooga, 4-1

#4 East Tennessee State  
Game #5  
Friday, May 13  
10 a.m.  
#8 Furman

#6 Appalachian State  
Game #10  
Saturday, May 14  
12:30 p.m.  
#8 Furman, 4-3

#8 Furman, 2-0  
Game #12  
Saturday, May 14  
6 p.m.  
#5 Elon, 7-6

#8 Furman

#5 Elon  
Game #9  
Saturday, May 14  
10 a.m.  
#3 Georgia Southern, 7-0

#7 UNCG  
Game #6  
Friday, May 13  
12:30 p.m.  
#3 Georgia Southern

#2 Chattanooga  
Game #13  
Sunday, May 15  
11 a.m.  
#8 Furman, 4-0

#1 College of Charleston, 4-2  
Game #14  
Sunday, May 15  
1:30 p.m.  
#1 College of Charleston, 8-7

#2 Chattanooga, 9-0  
Game #15  
Sunday, May 16  
4 p.m.  
(if necessary)  
Loser #14  
If 1st Loss

Tournament winner earns automatic bid to NCAA Regionals

# 2004 Championship

Jim Frost Stadium, Chattanooga, Tenn.

**May 13**

**May 14**

**May 15**

**May 16**



#1 Chattanooga

Game #1  
6 p.m.

Chattanooga, 4-3

#8 Appalachian State

Game #7  
3:30 p.m.

Chattanooga, 11-1 (5)

#4 Elon

Game #2  
12:30 p.m.

Elon, 9-3

#5 UNCG

Game #11  
3:30 p.m.

Chattanooga, 3-0

#2 College of Charleston

Game #3  
3:30 p.m.

College of Charleston, 9-1 (5)

#7 Furman

Game #8  
6 p.m.

College of Charleston, 7-0

#3 Georgia Southern

Game #4  
10 a.m.

East Tennessee St., 5-4 (8)

Game #14  
1:30 p.m.

Chattanooga, 5-4

#6 East Tennessee State

**May 14**

**May 15**

**May 16**

East Tennessee State

College of Charleston

Appalachian State

Game #10  
12:30

Appalachian State, 4-0

If Necessary  
Game #15  
4 p.m.

Game #5  
10 a.m.

Appalachian State,  
13-3 (6)

Game #13  
11 a.m.

College of Charleston, 1-0

UNCG

Game #12  
6 p.m.

Appalachian State, 3-2

Loser #14  
If 1st Loss

Elon

Game #9  
10 a.m.

Elon, 6-4

Furman

Game #6  
12:30 p.m.

Georgia Southern, 2-0

Georgia Southern



# 2003 Championship

May 8

May 9

May 10





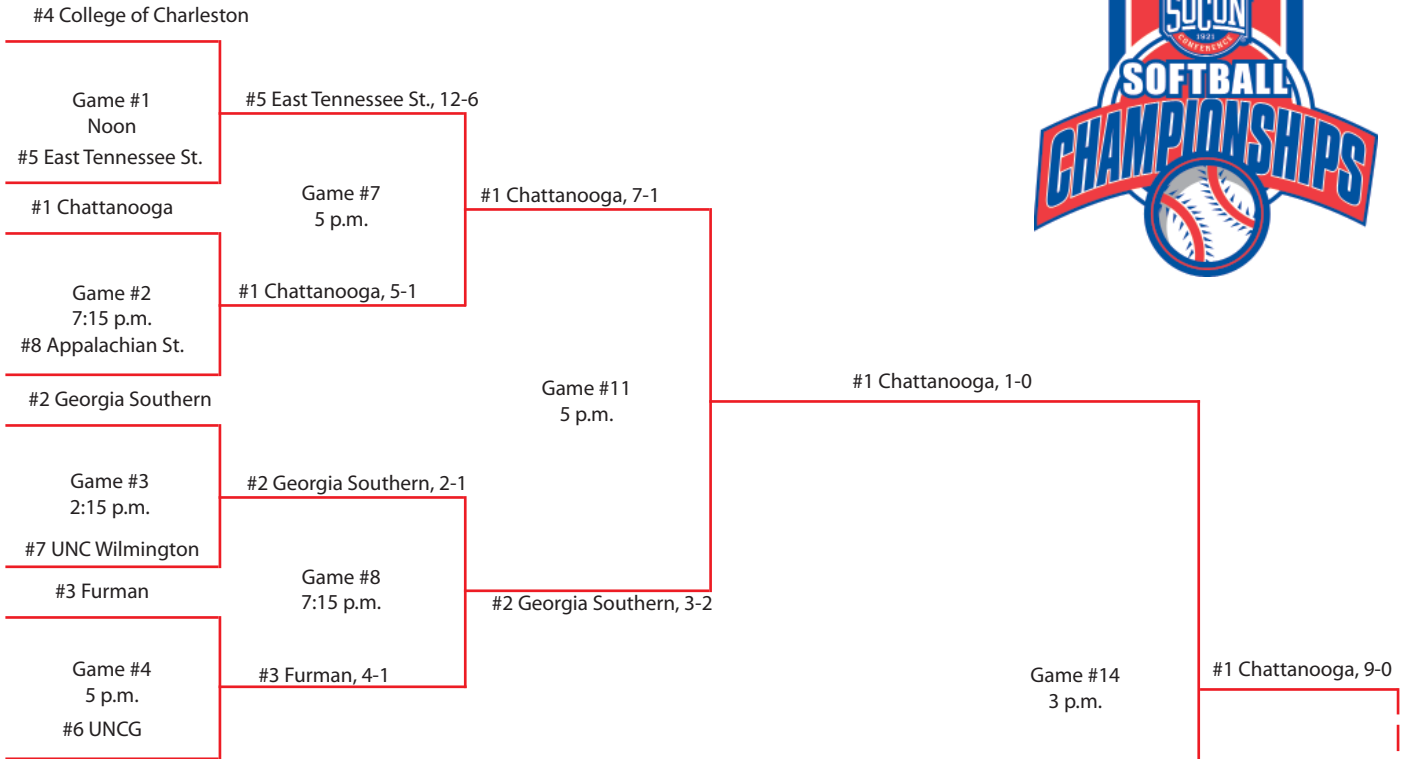
# 2002 Championship

**May 2**

**May 3**

**May 4**

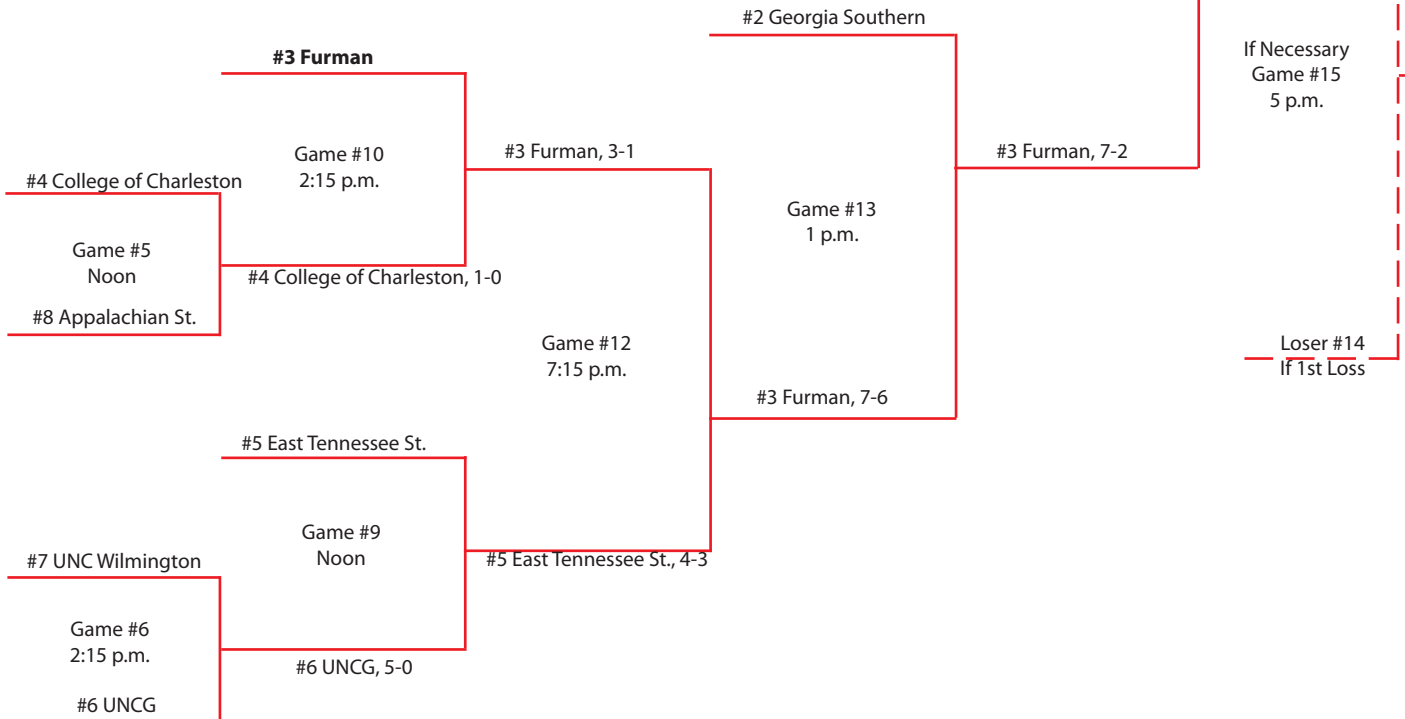
**May 5**



**May 3**

**May 4**

**May 5**





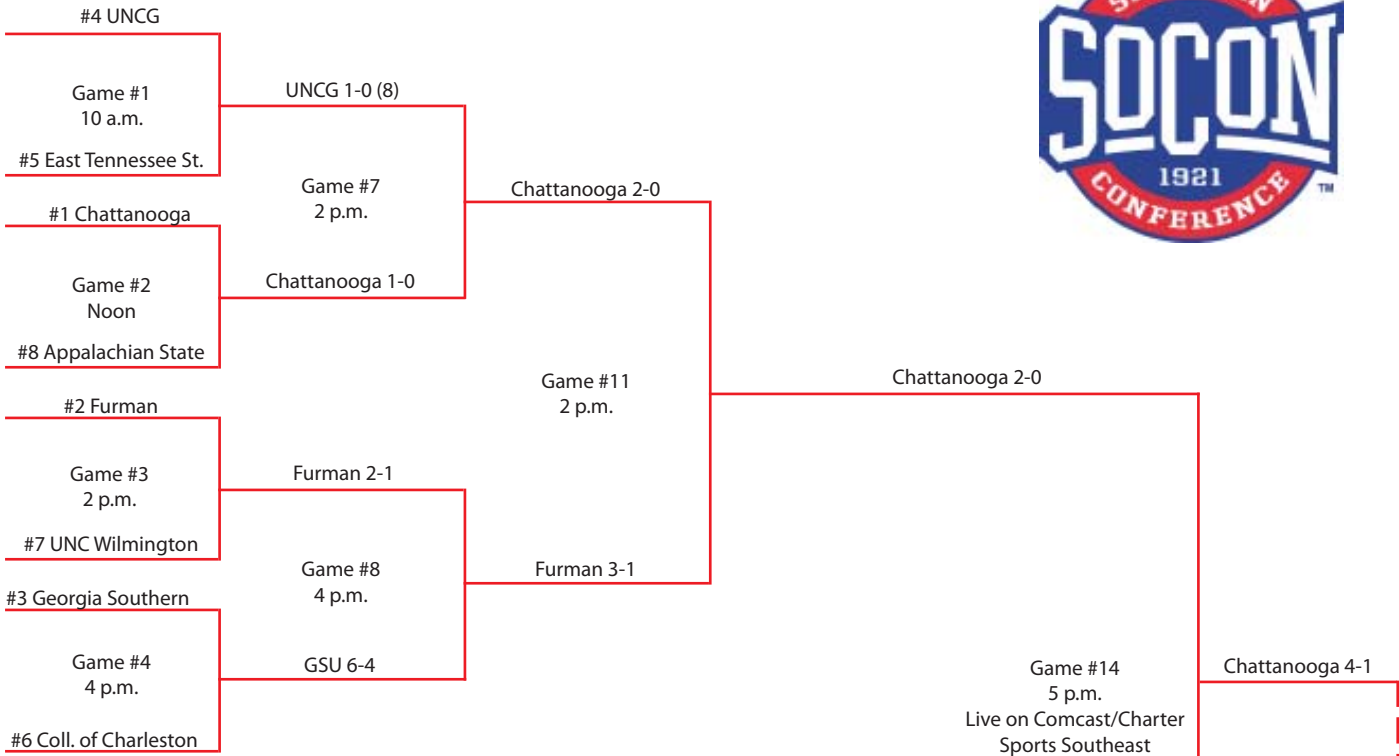
# 2001 Championship

**May 3**

**May 4**

**May 5**

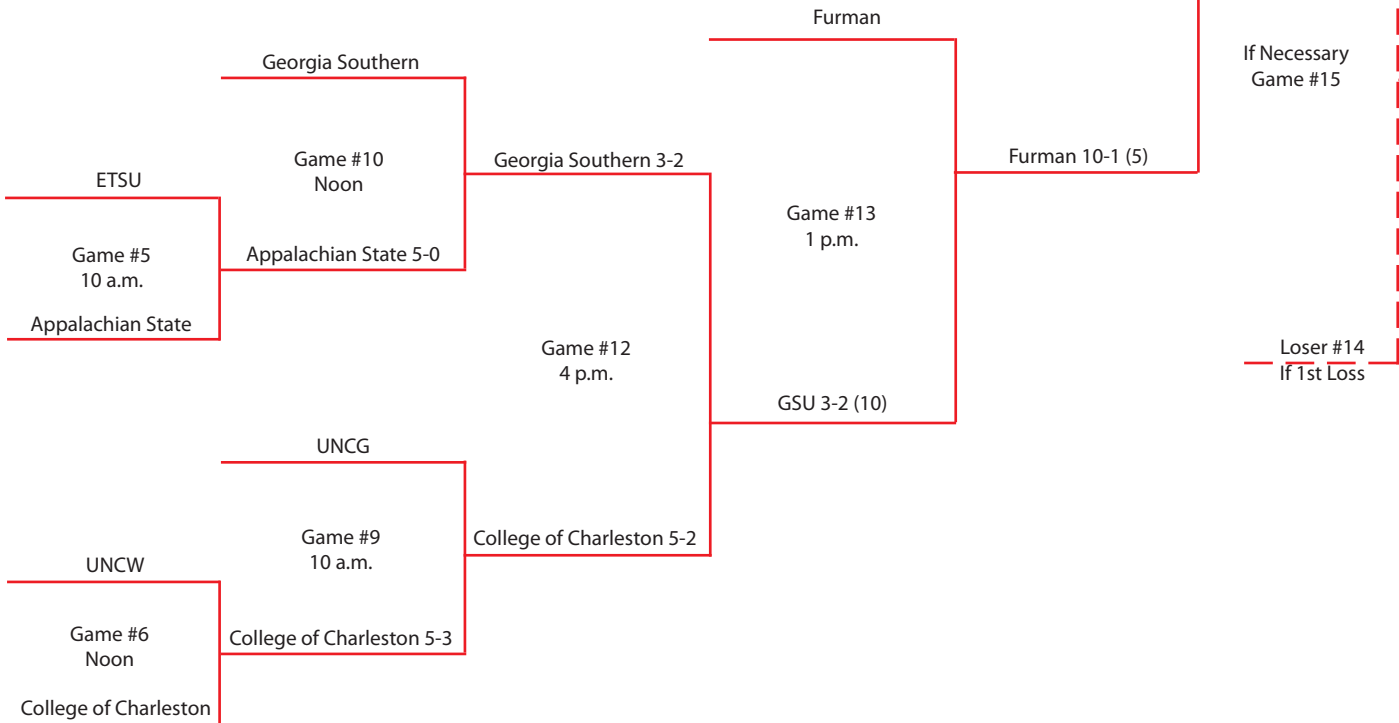
**May 6**



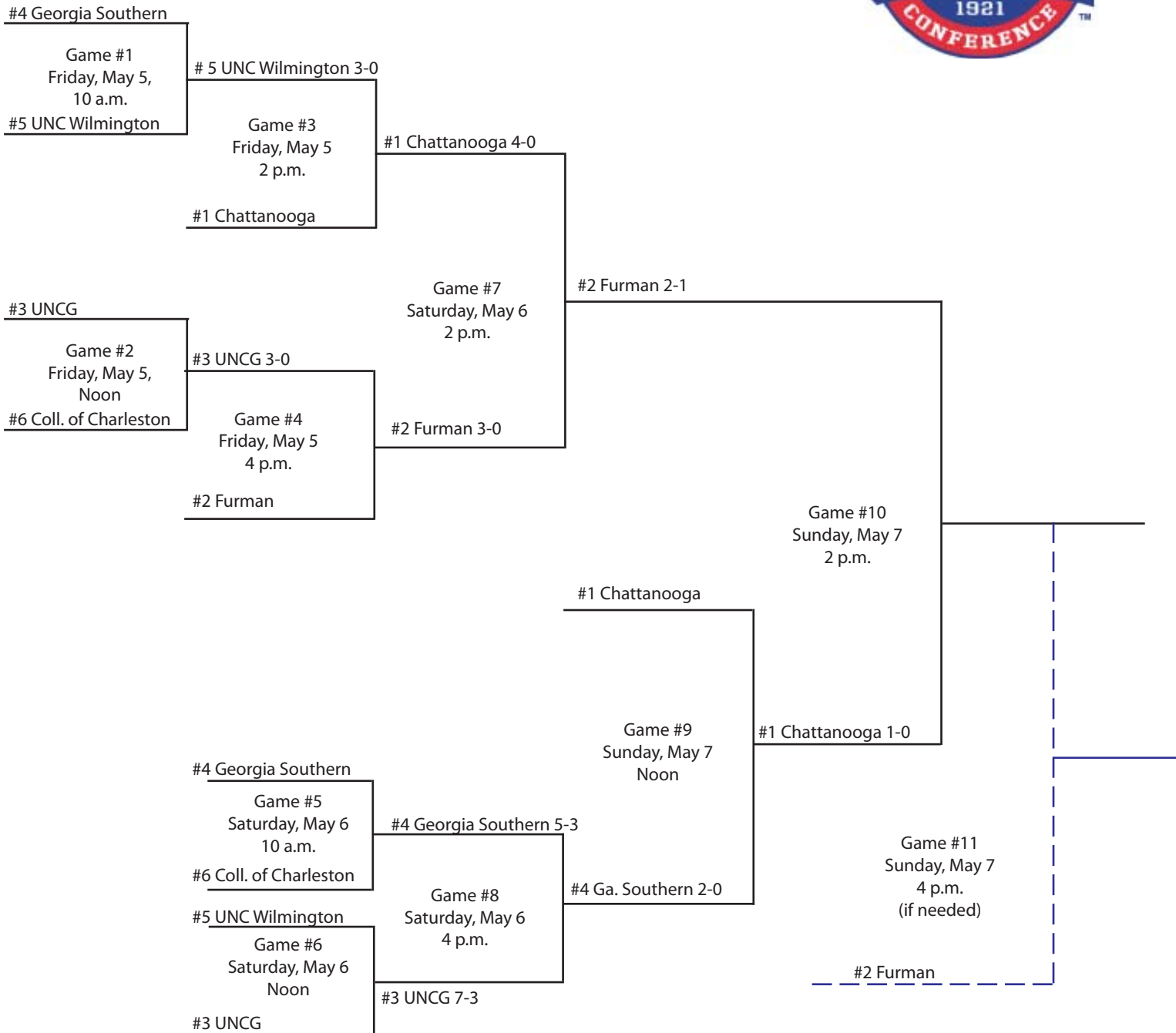
**May 4**

**May 5**

**May 5**

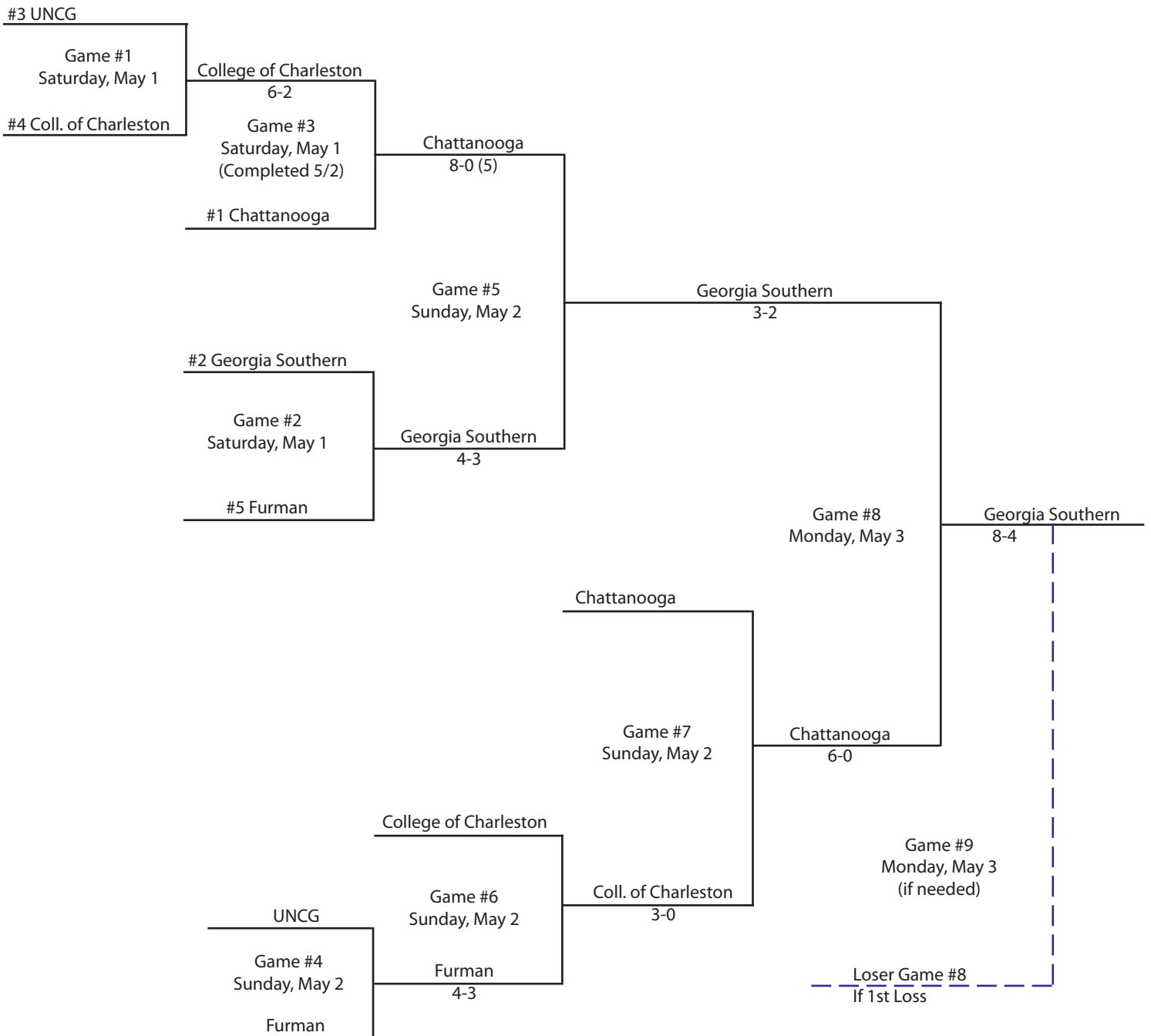


# 2000 Championship



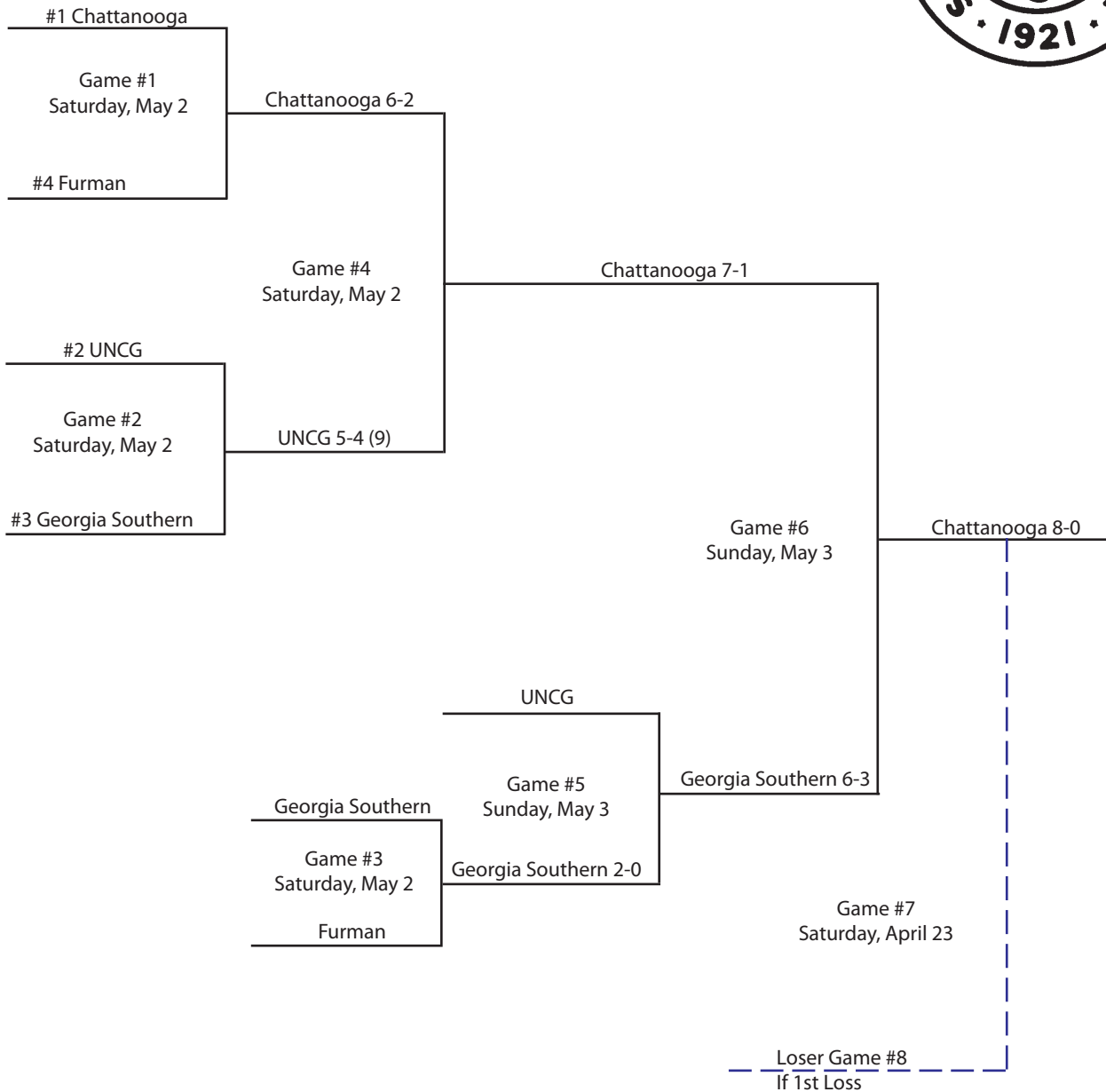


# 1999 Championship



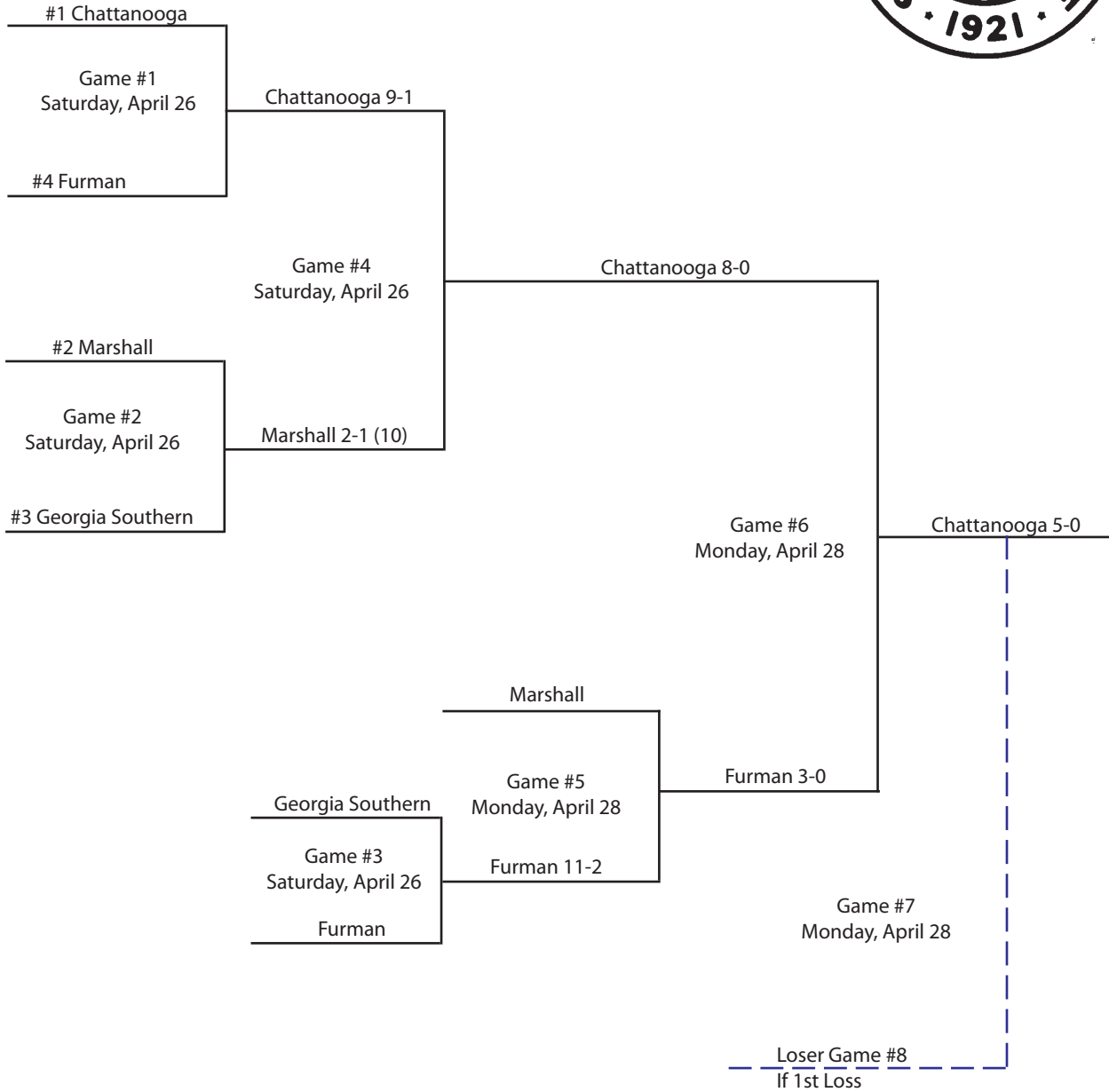


# 1998 Championship

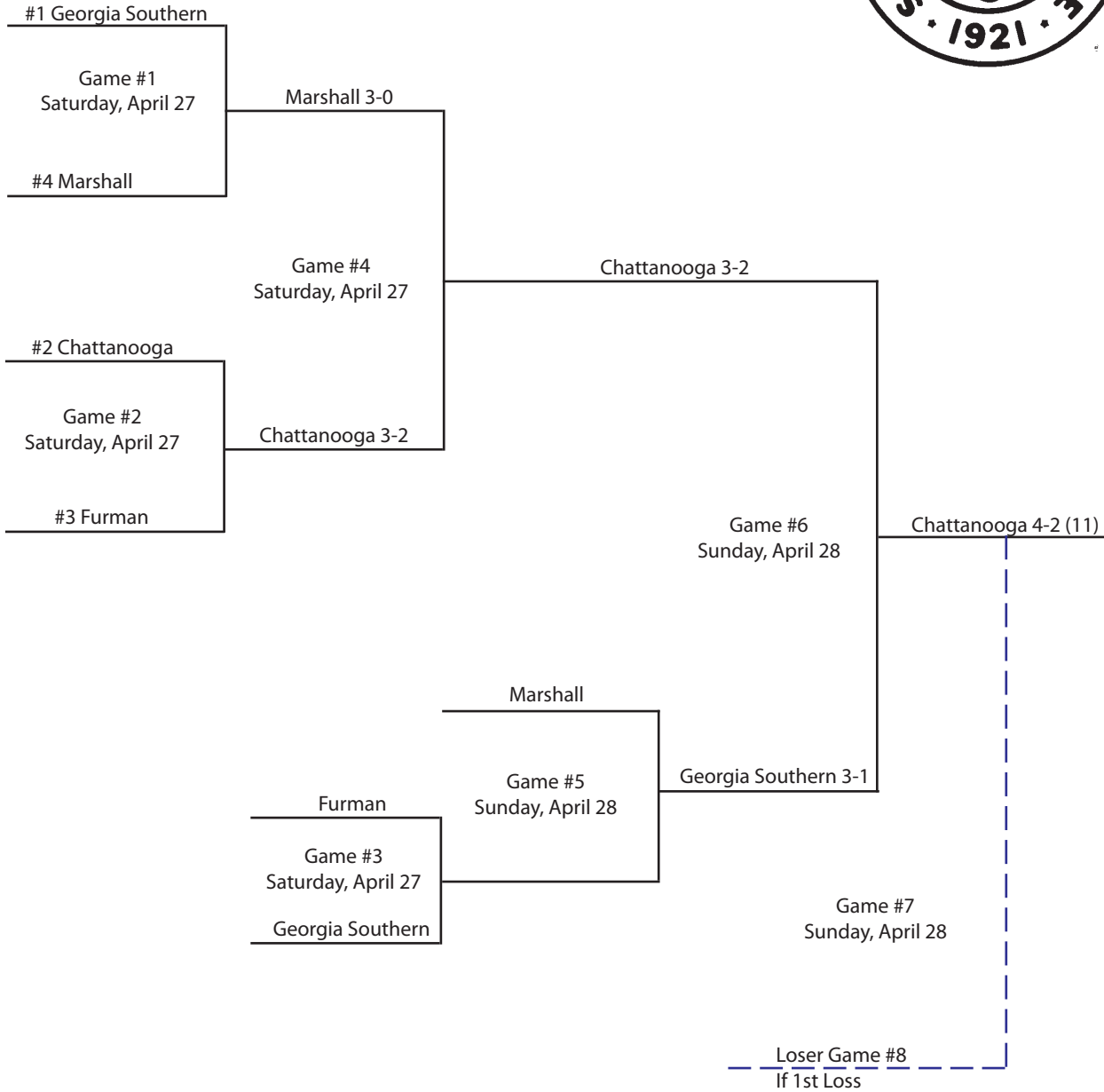




# 1997 Championship

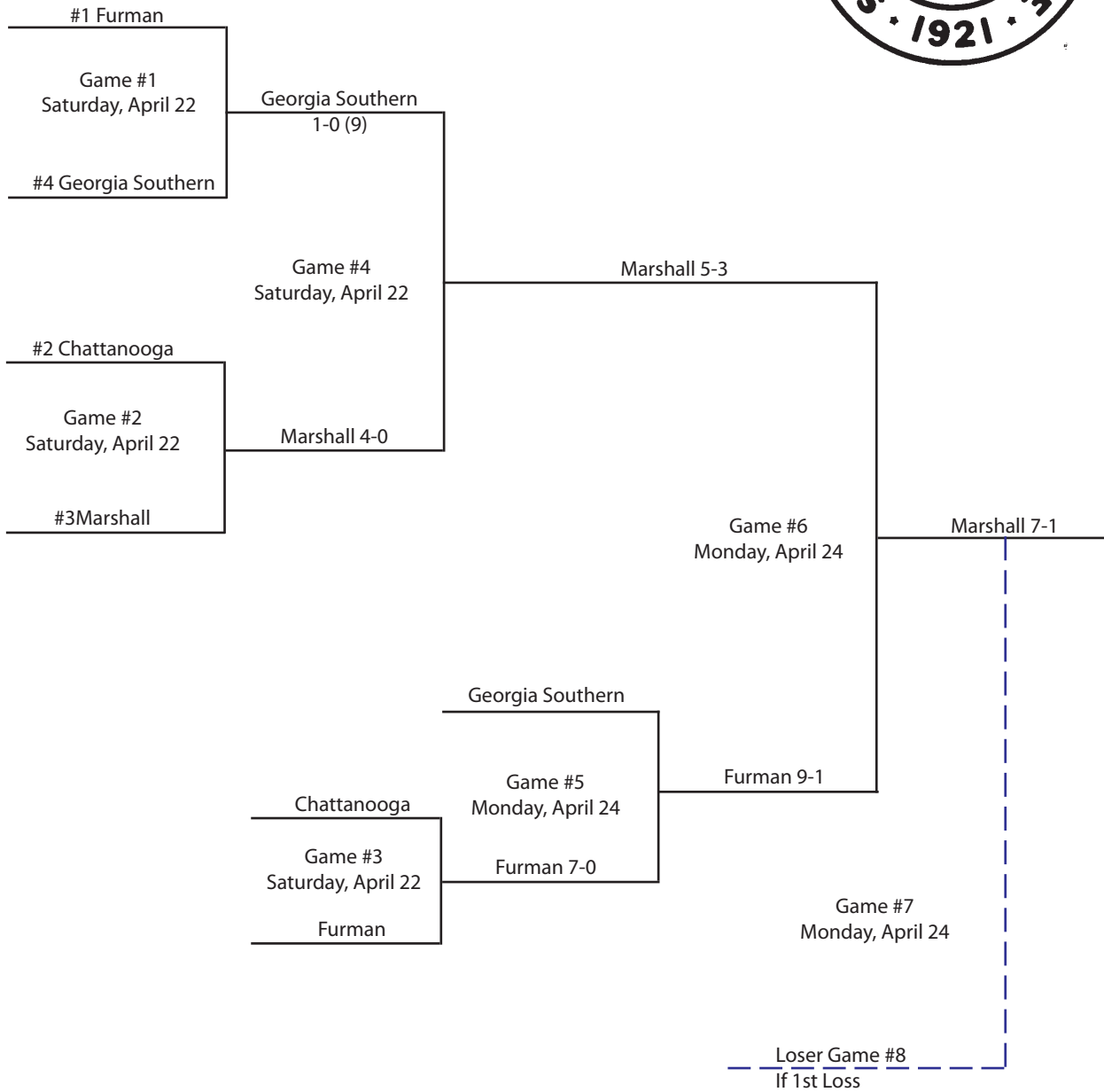


# 1996 Championship





# 1995 Championship



# 1994 Championship

