

Southern Conference Softball Record Book



Through 2018 season

COMPOSITE RECORDS

(Since 1994) School	Conference Games			All Games			Regular Season Finishes						YR
	Won	Lost	Pct.	Won	Lost	Pct.	1st	2nd	3rd	4th	5th	6th-9th	
Chattanooga	309	134	.698	905	566	.615	14	4	2	2	0	3	'94
Samford+	95	112	.458	240	312	.434	1	1	0	2	1	5	'09
UNCG*	192	220	.466	628	604	.509	2	2	2	4	4	7	'98
ETSU	72	97	.426	204	268	.432	0	0	1	2	3	3	'01^
Furman	200	253	.441	627	788	.443	3	4	3	4	3	8	'94
Mercer	34	35	.492	119	107	.526	0	1	1	0	1	1	'15
Western Carolina	95	172	.355	279	431	.393	1	0	1	1	1	9	'06

YR = First year of competition in SoCon

* later vacated all 79 wins (31 SoCon wins) from 2009-11

^ ETSU did not compete in the SoCon from 2006-14

+ later vacated 24 wins (11 SoCon wins) from 2011-13

Former members

School	Won	Lost	Pct.	Won	Lost	Pct.	1st	2nd	3rd	4th	5th	6th-9th	Years
Georgia Southern	238	154	.601	618	606	.491	3	4	11	3	0	0	1994-14
College of Charleston	179	135	.570	493	389	.559	2	4	3	3	0	3	1999-13
Elon	106	133	.459	295	306	.494	0	1	1	2	2	5	2004-14
Appalachian State	126	164	.441	296	454	.396	1	2	1	0	2	8	2001-14
Marshall	15	25	.375	119	99	.546	0	1	1	2	0	0	1994-97
UNC Wilmington	26	52	.333	86	146	.371	0	0	0	0	1	3	2000-03

ANNUAL CHAMPIONS

Year	Champion	Head coach	Runner-up	Tournament site	Regular-season champion
1994	Furman	Alleen Berkey	Georgia Southern	Greenville, S.C.	Furman
1995	Marshall	Louie Berndt	Furman	Greenville, S.C.	Furman, Chattanooga
1996	Chattanooga	Ralph Weekly	Georgia Southern	Statesboro, Ga.	Georgia Southern
1997	Chattanooga	Ralph Weekly	Furman	Huntington, W.Va.	Chattanooga
1998	Chattanooga	Ralph Weekly	Georgia Southern	Chattanooga, Tenn.	Chattanooga
1999	Georgia Southern	Kelley Kirkland	Chattanooga	Charleston, S.C.	Chattanooga
2000	Chattanooga	Karen Weekly	Furman	Greensboro, N.C.	Chattanooga
2001	Chattanooga	Karen Weekly	Furman	Chattanooga, Tenn.	Chattanooga
2002	Chattanooga	Frank Reed	Furman	Chattanooga, Tenn.	Chattanooga
2003	Chattanooga	Frank Reed	ETSU	Chattanooga, Tenn.	College of Charleston
2004	Chattanooga	Frank Reed	College of Charleston	Chattanooga, Tenn.	Chattanooga
2005	College of Charleston	Chandelle Schulte	Chattanooga	Charleston, S.C.	College of Charleston
2006	Georgia Southern	Natalie Poole	Furman	Chattanooga, Tenn.	Western Carolina
2007	Furman	Dana Jenkins	Georgia Southern	Greensboro, N.C.	Chattanooga
2008	Chattanooga	Frank Reed	Georgia Southern	Mt. Pleasant, S.C.	Chattanooga
2009	Chattanooga	Frank Reed	Georgia Southern	Chattanooga, Tenn.	Chattanooga
2010	Elon	Patti Raduenz	UNCG	Chattanooga, Tenn.	Chattanooga
2011	Chattanooga	Frank Reed	College of Charleston	Statesboro, Ga.	Chattanooga
2012	Georgia Southern	Annie Smith	College of Charleston	Boone, N.C.	Georgia Southern
2013	Georgia Southern	Annie Smith	UNCG	Greensboro, N.C.	Appalachian State
2014	Chattanooga	Frank Reed	UNCG	Greensboro, N.C.	Georgia Southern
2015	Chattanooga	Frank Reed	Mercer	Chattanooga, Tenn.	Chattanooga
2016	Samford	Mandy Burford	Furman	Greensboro, N.C.	Samford
2017	ETSU	Brad Irwin	Samford	Chattanooga, Tenn.	UNCG, Furman
2018	UNCG	Janelle Breneman	ETSU	Greensboro, N.C.	UNCG

INDIVIDUAL HONORS

Player of the Year

Year	Player	School
1994	Cathy Frohnheiser	Furman
1995	Julie Glasser	Furman
1996	Julie Glasser	Furman
1997	Julie Glasser	Furman
1998	Lara Long	UNCG
1999	Allison DeVries	Chattanooga
2000	Leigh Irwin	UNCG
2001	Angela Brewer	Chattanooga
2002	Penny Thompson	UNCG
2003	Jennifer Hubbard	UNCG
2004	Melissa Ramirez	Chattanooga
2005	Janine Sprague	ETSU
2006	Shanita Black	Georgia Southern
2007	Jennifer Golden	College of Charleston
2008	Robyne Siliga	Georgia Southern
2009	Kristie Shifflett	College of Charleston
2010	Nina Iduate	Georgia Southern
2011	Michelle Fuzzard	Chattanooga
2012	Michelle Fuzzard	Chattanooga
2013	Allie Cashion	Appalachian State
2014	Katelyn Bedwell	UNCG
2015	Sieara Bishop	Furman
2016	Megan Dowdy	Samford
2017	Danielle Knoetze	ETSU
2018	Shelby Maze	Samford

Pitcher of the Year

Year	Player	School
1994	Kim Currier	Furman
1995	Amy Jakubowski	Furman
1996	Vanessa Fawcett	Georgia Southern
1997	J.D. Staton	Chattanooga
1998	Amy Robertson	Chattanooga
1999	Talya Trudell	Chattanooga
2000	Chrissy Hacker	Furman
2001	Beth Alexander	Chattanooga
2002	Beth Alexander	Chattanooga
2003	Rachael Stern	College of Charleston
2004	Lacey Swarthout	Chattanooga
2005	Lacey Swarthout	Chattanooga
2006	Mendy McKenzie	Western Carolina
2007	Brooke Loudermilk	Chattanooga
2008	Brooke Loudermilk	Chattanooga
2009	Brianna Streetmon	Georgia Southern
2010	Brianna Streetmon	Georgia Southern
2011	Alexa Datko	College of Charleston
2012	Sarah Purvis	Georgia Southern
2013	Sarah Purvis	Georgia Southern
2014	Sarah Purvis	Georgia Southern
2015	Kirsten Stevens	Mercer
2016	Mollie Hanson	Samford
2017	Lindsey Bert	Furman
2018	Lindsey Bert	Furman

Coach of the Year

Year	Coach	School
1994	Alleen Berkey	Furman
1995	Alleen Berkey	Furman
1996	Kelley Kirkland	Georgia Southern
1997	Louie Berndt	Marshall
1998	Ralph Weekly	Chattanooga
1999	Karen Weekly	Chattanooga
2000	Bonnie Flynn	Furman
2001	Karen Weekly	Chattanooga
2002	Bonnie Flynn	Furman
	Natalie Poole	Georgia Southern
2003	Chandelle Schulte	College of Charleston
2004	Frank Reed	Chattanooga
2005	Chandelle Schulte	College of Charleston
2006	Megan Smith	Western Carolina
2007	Shelly Hoerner	College of Charleston
2008	Frank Reed	Chattanooga
2009	Frank Reed	Chattanooga
2010	Frank Reed	Chattanooga
2011	Frank Reed	Chattanooga
2012	Annie Smith	Georgia Southern
2013	Shae Wesley	Appalachian State
2014	Annie Smith	Georgia Southern
2015	Frank Reed	Chattanooga
2016	Mandy Burford	Samford
2017	Kyle Jameison	Furman
2018	Janelle Breneman	UNCG

Freshman of the Year

Year	Player	School
1994	Brandi Northrup	Marshall
1995	Stefanie Cook	Marshall
1996	McCaine Lowder	Georgia Southern
1997	Dawn Matoy	Marshall
1998	Megan Luring	Chattanooga
1999	Beth Alexander	Chattanooga
2000	Angela Brewer	Chattanooga
2001	Amanda Cone	College of Charleston
2002	Crystal Crews	Georgia Southern
2003	Jennifer Reed	Chattanooga
2004	Maria Laurato	Georgia Southern
2005	Robyne Siliga	Georgia Southern
2006	Jenny Jackson	Western Carolina
2007	Brooke Loudermilk	Chattanooga
2008	Michelle Fuzzard	Chattanooga
2009	Marie Fogle	Georgia Southern
2010	Tomeka Watson	Elon
2011	Allie Miles	Georgia Southern
2012	Sarah Warnock	Appalachian State
2013	Lindsay Thomas	UNCG
2014	Taylor Rogers	Georgia Southern
2015	Shelby Maze	Samford
2016	Stephanie Bryden	UNCG
2017	Casey Bigham	Furman
2018	Micayla Rood	Mercer

ALL-CONFERENCE TEAMS

1994

P Kim Currier, FUR
C Julie Glasser, FUR
1B April Miller, UTC
2B Karen Petit, GSU
SS Carrie Hinkle, MAR
3B Cathy Frohnheiser, FUR
OF Amy Jakubowski, FUR
OF Jeanne Noble, MAR
OF Melissa Williams, GSU
DP Brandi Northrup, MAR

1995

P Amy Jakubowski, FUR
C Julie Glasser, FUR
1B Margaret Roddy, UTC
2B Jennifer Swanson, UTC
SS Stefanie Cook, MAR
3B Erika Norris, UTC
OF Jeanne Noble, MAR
OF Carrie Hinkle, MAR
OF Debbie Hensley, GSU
DP Sheri Russo, GSU

1996

P Vanessa Fawcett, GSU
C Julie Glasser, FUR
1B Sheri Russo, GSU
2B Stefanie Cook, MAR
SS Carrie Hinkle, MAR
3B Keri Meigs, UTC
OF Tonya Whitted, GSU
OF Denise Posey, UTC
OF Jamie Rausch, FUR
DP Jessica Brown, UTC

1997

P J.D. Staton, UTC
P Cristy Waring, MAR
C McCaine Lowder, GSU
1B Allison DeVries, UTC
2B Stefanie Cook, MAR
2B Ashley Flemming, GSU
SS Julie Glasser, FUR
CF Denise Posey, UTC
OF Carrie Hinkle, MAR
OF Cari Williams, FUR

1998

P Amy Robertson, UTC
C Jill Quilla, UNCG
1B Allison DeVries, UTC
2B Lara Long, UNCG
SS Danielle Toole, GSU
3B Kami Tucker, UTC
OF Kari Meigs, UTC
OF Danielle Sekula, UNCG
OF Jennifer Harris, GSU
DP Megan Luring, UTC

1999

P Talya Trudell, UTC
P Jennifer Miller, GSU
C Judy Baker, FUR
1B Allison DeVries, UTC
2B Ashley Flemming, GSU
SS Leah Tucker, UTC
3B Liz Card, UTC
OF Keri Meigs, UTC
OF Jaclyn Kaylor, GSU
OF Kay Brittain, FUR
OF Brooke Fuller, CofC
DP Megan Luring, UTC

2000

P Aimee Littlejohn, GSU
P Chrissy Hacker, FUR
C Jacklyn Mariner, CofC
1B Angela Brewer, UTC
2B Kristy Norton, UNCG
3B Joy Stogner, UNCG
OF Jennifer Harris, GSU
OF Leigh Irwin, UNCG
OF Kay Brittain, FUR
DP Penny Thompson, UNCG

2001

First Team
P Beth Alexander, UTC
P Tayla Trudell, UTC
1B Angela Brewer, UTC
2B Dana Reed, UTC
3B Penny Thompson, UNCG
SS Leah Tucker, UTC
C Jaci Welsh, UTC
OF Julie Peel, GSU
OF Kay Brittain, FUR
OF Leigh Irwin, UNCG
DP Tiffany Lindemann, UNCW

Second Team

P Chrissy Hacker, FUR
P Janice Savage, GSU
1B Maggie Johnson, UNCW
2B Amber Joyner, APP
3B Amanda Cone, CofC
SS Audry White, UNCW
C Lauren Mattox, UNCW
OF Kelly Jack, FUR
OF Brooke Fuller, CofC
OF Amber Handy, APP
DP Martha McCall, CofC

2002

First Team
P Beth Alexander, UTC
P Awbrey Winckler, UTC
1B Jada Pescatore, UTC
2B Brooke Flowers, CofC
3B Penny Thompson, UNCG
SS Jill Crawford, UTC
C Lauren Mattox, UNCW
OF Amanda Cone, CofC
OF Paige Cochran, UTC
OF Jessica Matthews, FUR
DP Crystal Crews, GSU

Second Team

P Aimee Littlejohn, GSU
P Crystal Crews, GSU
1B Lael Rorie, APP
2B Stacie Cooper, GSU
3B Melissa Ramirez, UTC
SS Kelly Blazi, GSU
C Christine Sweeney, UNCG
OF Danielle Spetar, ETSU
OF Amber Handy, APP
OF LeKerah Barr, FUR
DP Melissa Creager, CofC

2003

First Team
P Rachael Stern, CofC
P Amber Watson, UNCG
C Jennifer Reed, UTC
1B Meagen Johnson, FUR
2B Brooke Flowers, CofC
3B Jessica Shwartzkopf, CofC
SS Jennifer Hubbard, UNCG
OF Amanada Cone, CofC
OF Janine Sprague, ETSU
OF LaKerah Barr, FUR
DP Penny Thompson, UNCG

Second Team

P Awbrey Winckler, UTC
P Tiffany McVay, ETSU
C Jessica Longsinger, ETSU
1B Lael Rorie, APP
2B Jennifer Aguilar, UNCG
3B Melissa Ramirez, UTC
SS Jacquie Rothey, CofC
OF Keyta Lawson, CofC
OF Danielle Spetar, ETSU
OF Tiffany Lindemann, UNCW
DP Melissa Creager, CofC

2004

First Team
P Lacey Swarouth, UTC
P Cary Moore, GSU
C Jessica Matthews, FUR
1B Jenny Gustin, Elon
2B Joni Gomez, UNCG
SS Jennifer Hubbard, UNCG
3B Melissa Ramirez, UTC
OF Amanda Cone, CofC
OF LaKerah Barr, FUR
OF Jessica Swarengin, Elon
DP Jamie Dupont, Elon
UT Bridgette Loudermilk, CofC

Second Team

P Rachael Stern, CofC
P Rachel Henley, FUR
C Sarah Gough, APP
1B Jennifer Bonilla, UNCG
2B Brooke Flowers, CofC
SS Mary Beth Hazelwood, ETSU
3B Maria Laurato, GSU
OF Shanita Black, GSU
OF Janine Sprague, ETSU
OF Dani Concepcion, Elon
DP Kristyn Hurt, APP
UT Megan Borggaard, Elon

2005

First Team
P Lacey Swarouth, UTC
P Rachael Stern, CofC
C Jayme Durand, CofC
1B Jennifer Bonilla, UNCG
2B Brittany Whittier, UTC
SS Jessica Lyness, CofC
3B Lindsay Glover, APP
OF Janine Sprague, ETSU
OF Leshe' Russell, CofC
OF Dani Concepcion, Elon
OF Shanita Black, GSU
DP Ashleigh Bull, UTC
UT Debbie Zeigler, Elon

Second Team

P Courtney Jenkins, ETSU
P Logan Free, GSU
C Kelly Allen, UNCG
1B Renee Francis, CofC
2B Bridget Loudermilk, CofC
SS Maria Laurato, GSU
3B Berni Martinez, CofC
OF Megan Borggaard, Elon
OF Aurora Johnson, GSU
OF Krista Judge, UNCG
DP Kristyn Hurt, APP
UT Megan Jaudon, FUR

2006

First Team
P Mendy McKenzie, WCU
P Melissa Laliberte, GSU
1B Heather Smith, GSU
2B Paige Goss, Elon
3B Lindsay Glover, APP
SS Heather Pritchard, WCU
C Allyson McCubbins, WCU
OF Jess Mathis, FUR
OF Shanita Black, GSU
OF Ashley Adams, WCU
DP Shannon Howard, CofC
UT Jenny Jackson, WCU

Second Team

P Yancy Moore, APP
P Logan Free, GSU
1B Jennifer Bonilla, UNCG
2B Gina Sterchi, GSU
3B Izmena Cabrera, CofC
SS Kasey Motsinger, APP
C Jayme Durand, CofC
OF Jennifer Golden, CofC
OF Amber Kiser, FUR
OF Jeannie Cochran, UTC
DP Savannah Filley, WCU
UT Ashleigh Bull, UTC

2007

First Team
P Terri Mesko, CofC
P Brooke Loudermilk, UTC
C Kristyn Hurt, APP
1B Jennifer Golden, CofC
2B Paige Goss, Elon
3B Stephanie Beatty, WCU
SS Tia Blosser, UTC
SS Tracey Dahlen, Elon
OF Izmena Cabrera, CofC
OF Jeannie Cochran, UTC
OF Mary Greenway, UNCG
DP Shannon Howard, CofC
UT Mollie Fowler, WCU

Second Team

P Ashley Frizzell, UTC
P Melissa Laliberte, GSU
C Megan Jaudon, FUR
1B Alyssa Edwards, UTC
2B Brittany Gaston, APP
3B Kristie Shifflett, CofC
SS Adriane Audley, UNCG
OF Danielle Peters, APP
OF Amber Kiser, FUR
OF Nikki Bost, WCU
DP Laci Upchurch, UTC
UT Tara Tembey, UTC

ALL-CONFERENCE TEAMS

<p>2008 <i>First Team</i> P Brooke Loudermilk, UTC P Melissa Laliberte, GSU C Katie Boyd, APP 1B Michelle Fuzzard, UTC 2B Nina Iduate, GSU SS Tracey Dahlen, Elon SS Tara Tembey, UTC 3B Robyne Siliga, GSU OF Mary Greenway, UNCG OF Laci Upchurch, UTC OF Lindsey Hopkins, GSU DP Shannon Howard, CofC UT Jamie Swank, WCU</p> <p><i>Second Team</i> P Shannon Howard, CofC P Megen Smith, GSU C Jenny Side, GSU 1B Brythe Blankenship, FUR 2B Jackie Gonzalez, Elon 2B Brittany Gaston, APP SS Amanda Hall, GSU 3B Kristie Shifflett, CofC OF Tiffany Harmon, CofC OF Lyndsey Stiles, UTC OF Michelle Beasley, GSU DP Melanie Helterbran, Elon UT Katie Nutaitis, CofC</p> <p>2009 <i>First Team</i> P Brianna Streetmon, GSU P Kayla Richardson, APP C Abby Robertson, FUR 1B Michelle Fuzzard, UTC 2B Tiffany Baker, UTC SS Nina Iduate, GSU 3B Kristie Shifflett, CofC OF Lyndsey Stiles, UTC OF Katie Forbes, CofC OF Marie Fogle, GSU DP Mollie Fowler, WCU UT Megen Smith, GSU</p> <p><i>Second Team</i> P Michelle Fuzzard, UTC P Lana Mackey, FUR C Michelle Lighton, APP C Brittany Eason, UTC 1B Sam Russo, GSU 2B Amber Shifflett, CofC SS Kaitlin Merkt, UNCG 3B Katie Boyd, APP OF Kaiti Kelley, UTC OF Amanda Hall, GSU OF Stephanie Field, FUR DP Shannon Howard, CofC UT Robyn Harmon, SAM</p> <p>2010 <i>First Team</i> P Lana Mackey, FUR P Brianna Streetmon, GSU C Kaitlyn Piazzolla, Elon 1B Alex Emeterio, UNCG 2B Tia Blosser, UTC SS Nina Iduate, GSU 3B Tiffany Baker, UTC OF Stephanie Field, FUR OF Emerald Graham, Elon OF Lyndsey Stiles, UTC DP Kristie Shifflett, CofC UT Megen Smith, GSU</p>	<p><i>Second Team</i> P Amber Harrell, UNCG P Kandice Irwin, UTC C Michelle Lighton, APP 1B Kelley Dillon, CofC 2B Amber Shifflett, CofC SS Megan Rembielak, APP 3B Katie Boyd, APP OF Tomeka Watson, Elon OF Sarah Rappe, APP OF Amanda Lonergan, CofC DP Eileen Horsmon, UNCG UT Alex Adams, SAM UT Ashlee Crewe, Elon</p> <p>2011 <i>First Team</i> P Alexa Datko, CofC P Kandice Irwin, UTC C Vivian Morimoto, UTC 1B Alex Emeterio, UNCG 2B Morgan Hughey, FUR SS Jessie Homesly, FUR 3B Tiffany Baker, UTC OF Allie Cashion, APP OF Marie Fogle, GSU OF Lyndsey Stiles, UTC DP Michelle Fuzzard, UTC UT Meghan Smith, APP</p> <p><i>Second Team</i> P Hannah Dow, APP P Allie Miles, GSU C Kaitlyn Piazzolla, Elon 1B Kasey Tydingco, UTC 2B Sara Poteat, UTC SS Kaitlin Merkt, UNCG 3B Katie Boyd, APP OF Tomeka Watson, Elon OF Carleigh Nester, Elon OF Carly Corthell, CofC DP Eileen Horsmon, UNCG UT Megen Smith, GSU</p> <p>2012 <i>First Team</i> P Stephanie Saylor, CofC P Sarah Purvis, GSU C Vivian Morimoto, UTC 1B Kasey Tydingco, UTC 2B Sara Poteat, UTC SS Megan Rembielak, APP 3B Jessie Homesley, FUR OF Allie Cashion, APP OF Marie Fogle, GSU OF Erin Foster, WCU DP Michelle Fuzzard, UTC UT Sarah Warnock, APP</p> <p><i>Second Team</i> P Hope Klicker, CofC P Taylor Deason, UTC C Michelle Lighton, APP 1B Amanda Lonergan, CofC 2B Hanna Ennis, GSU SS Jessica Traxler, UTC 3B Sarah Beth Roberts, UTC OF Tomeka Watson, Elon OF Stephanie Rieck, UTC OF Cheyenne Willis, UTC DP Katelyn Bedwell, UNCG UT Lauren Collier, FUR</p>	<p>2013 <i>First Team</i> P Hope Klicker, CofC P Sarah Purvis, GSU C Lindsay Thomas, UNCG 1B Chandler Frisbie, CofC 2B Ashton Jarrett, CofC SS Kourtney Thomas, GSU 3B Kelsey Hodgson, CofC OF Allie Cashion, APP OF Tomeka Watson, Elon OF Carleigh Nester, Elon DP Katelyn Bedwell, UNCG UT Lauren Collier, FUR</p> <p><i>Second Team</i> P Stephanie Saylor, CofC P Lauren Collier, FUR P Raeanne Hanks, UNCG C Sarah Warnock, APP 1B Eileen Horsmon, UNCG 2B Sara Poteat, UTC SS Heather Robb, UNCG 3B Sarah Beth Roberts, UTC OF Allison Geiner, UNCG OF Tatiana Alcalá, UNCG OF Sam Taylor, UTC DP Shelby Morrill, GSU UT Aisha Figueroa, UNCG</p> <p>2014 <i>First Team</i> P Sarah Purvis, GSU P Mollie Hanson, SAM C Lindsay Thomas, UNCG 1B Katelyn Bedwell, UNCG 2B Cynthia Gomez, APP 3B Callie Brister, SAM SS Kourtney Thomas, GSU OF Dani Heichen, APP OF Megan Dowdy, SAM OF Carleigh Nester, Elon DP Taylor Rogers, GSU UT Nicole Thomas, UNCG</p> <p><i>Second Team</i> P Lauren Collier, FUR P Katie Henderson, UTC C Sarah Warnock, APP 1B Lindsay Loudermilk, APP 1B Morgan Robinson, GSU 2B Dominique Madruga, UNCG 3B Sarah Beth Roberts, UTC 3B Kara Salvo, WCU SS Abby Adams, SAM OF Alaina Hall, Elon OF Nikki Legg, FUR OF Courtney Price, WCU DP Elise Smith, FUR UT Caroline Wilder, SAM</p> <p>2015 <i>First Team</i> P Lindsey Bert, FUR P Kirsten Stevens, MER C Lindsay Thomas, UNCG 1B Tory Wright, UNCG 2B Cricket Blanco, UTC 3B Sarah Beth Roberts, UTC SS Seara Bishop, FUR OF Taylor Miller, MER OF Megan Dowdy, SAM OF Nicole Osterman, UTC DP Caroline Wilder, SAM UT Nicole Thomas, UNCG</p>	<p><i>Second Team</i> P Mollie Hanson, SAM P Jordan Garrett, WCU C Abby Sweeney, SAM 1B Caroline Taylor, MER 2B Taylor Jenkins, FUR 3B Danielle Vega, UNCG SS Abby Adams, SAM SS J.J. Hamill, UTC OF Ambree Muller, FUR OF Riley Carter, MER OF Allison Geiner, UNCG DP Elise Smith, FUR UT Lindsey Bert, FUR</p> <p>2016 <i>First Team</i> P Mollie Hanson, SAM P Taylor Sigmon, WCU C Lindsay Thomas, UNCG 1B AnnaRose Borrelli, FUR 2B Crystal Cyr, WCU 3B Callie Brister, SAM SS Seara Bishop, FUR OF Candace Johnson, FUR OF Taylor Miller, MER OF Megan Dowdy, SAM DP Nicole Thomas, UNCG UT Taylor Rodgers, MER</p> <p><i>Second Team</i> P Lindsey Bert, FUR P Alicia Bazonski, UNCG C Natalie Shiver, MER 1B Caitlin Bice, SAM 2B Abbie Miranda, SAM 2B Cricket Blanco, UTC 3B Danielle Vega, UNCG SS Lexie Higgins, SAM SS Karley Harkey, WCU OF Allison Geiner, UNCG OF Shelby Maze, SAM OF Sam Taylor, UTC DP Jordan Fortel, UTC UT Lindsey Bert, FUR UT Amanda Beltran, UTC</p> <p>2017 <i>First Team</i> P Lindsey Bert, FUR P Megan Bilgri, MER C Abby Sweeney, SAM 1B Marisa Sholtzes, UNCG 2B Casey Bigham, FUR 3B Gabrielle Cubbage, UNCG SS Brittany Houston, FUR OF Danielle Knoetze, ETSU OF Meghan Rud, MER OF Shelby Maze, SAM DP Emma Sturdivant, UTC UT Madison Couch, SAM</p> <p><i>Second Team</i> P Stella Preston, MER P Alicia Bazonski, UNCG C Madison Armstrong, WCU 1B Taylor Carter, ETSU 2B Jasmine Palmer, UNCG 3B Quirisa Mauga, MER SS Rachael McClaskey, UNCG OF Tiffany Laughren, ETSU OF Taylor Miller, Mercer OF Hunter Gibbons, WCU DP Elise Smith, FUR UT Katy Richardson, UTC</p>
---	--	---	--

ALL-CONFERENCE TEAMS

2018

First team

- P** Lindsey Bert, FUR
- P** Alicia Bazonski, UNCG
- C** Megan Lane, MER
- 1B** Marisa Sholtes, UNCG
- *2B** Casey Bigham, FUR
- *2B** Jasmine Palmer, UNCG
- 3B** Gabrielle Cubbage, UNCG
- SS** Brook Womack, UTC
- OF** Meghan Rud, MER
- OF** Shelby Maze, SAM
- OF** Aly Walker, UTC
- DP** Micayla Rood, MER
- UT** Emily Demonte, FUR
- *tie

Second team

- P** Stella Preston, MER
- P** Stephanie Bryden, UNCG
- C** Madison Armstrong, WCU
- 1B** AnnaRose Borrelli, FUR
- 2B** Ashley Conner, UTC
- 3B** Hannah Reynolds, FUR
- SS** Ashlyn Barnes, SAM
- OF** Vanessa Elliott, ETSU
- OF** Makenna Matthijs, UNCG
- OF** Hunter Gibbons, WCU
- DP** Taylor Wright, ETSU
- UT** J.J. Hamill, UTC

Repeat first-team selections

4 times

- Julie Glasser, FUR (1994-97)
- Carrie Hinkle, MAR (1994-97)
- Penny Thompson, UNCG (2000-03)
- Michelle Fuzzard, UTC (2008-09, 11-12)
- Lindsay Thomas, UNCG (2013-16)

3 times

- Stefanie Cook, MAR (1995-97)
- Keri Meigs, UTC (1996, 98-99)
- Allison DeVries, UTC (1997-99)
- Kay Brittain, FUR (1999-01)
- Amanda Cone, CoFC (2002-04)
- Shannon Howard, CoFC (2006-08)
- Nina Iduate, GSU (2008-10)
- Tiffany Baker, UTC (2009-11)
- Lyndsey Stiles, UTC (2009-11)
- Marie Fogle, GSU (2009, 11-12)
- Allie Cashion, APP (2011-13)
- Sarah Purvis, GSU (2012-14)
- Megan Dowdy, Samford (2014-16)
- Nicole Thomas, UNCG (2014-16)
- Lindsey Bert, FUR (2015, 17-18)

2 times

- Amy Jakubowski, FUR (1994-95)
- Jeanne Noble, MAR (1994-95)
- Sheri Russo, GSU (1995-96)
- Denise Posey, UTC (1996-97)
- Ashley Fleming, GSU (1997, 99)
- Jennifer Harris, GSU (1998, 00)
- Megan Luring, UTC (1998-99)
- Tayla Trudell, UTC (1999, 01)
- Leah Tucker, UTC (1999, 01)
- Angela Brewer, UTC (2000-01)
- Leigh Irwin, UNCG (2000-01)

- Beth Alexander, UTC (2001-02)
- Brooke Flowers, CoFC (2002-03)
- LaKerah Barr, FUR (2003-04)
- Jessica Matthews, FUR (2002, 04)
- Jennifer Hubbard, UNCG (2003-04)
- Rachael Stern, CoFC (2003, 05)
- Janine Sprague, ETSU (2003, 05)
- Lacey Swarthout, UTC (2004-05)
- Lindsay Glover, APP (2005-06)
- Shanita Black, GSU (2005-06)
- Paige Goss, Elon (2006-07)
- Melissa Laliberte, GSU (2006, 08)
- Brooke Loudermilk, UTC (2007-08)
- Tracey Dahlen, Elon (2007-08)
- Mary Greenway, UNCG (2007-08)
- Mollie Fowler, WCU (2007, 09)
- Tia Blosser, UTC (2007, 10)
- Kristie Shifflett, CoFC (2009-10)
- Megen Smith, GSU (2009-10)
- Brianna Streetmon, GSU (2009-10)
- Alex Emeterio, UNCG (2010-11)
- Vivian Morimoto, UTC (2011-12)
- Jessie Homesley, FUR (2011-12)
- Kourtney Thomas, GSU (2013-14)
- Katelyn Bedwell, UNCG (2013-14)
- Carleigh Nester, Elon (2013-14)
- Sieara Bishop, FUR (2015-16)
- Taylor Miller, MER (2015-16)
- Callie Brister, SAM (2014, 16)
- Mollie Hanson, SAM (2014, 16)
- Marisa Shotles, UNCG (2017-18)
- Casey Bigham, FUR (2017-18)
- Gabrielle Cubbage, UNCG (2017-18)
- Meghan Rud, MER (2017-18)
- Shelby Maze, SAM (2017-18)

ALL-FRESHMAN TEAMS

2009

Megan Rembielak, APP
 Katie Forbes, CofC
 Stephanie Field, FUR
 Hanna Ennis, GSU
 Marie Fogle, GSU
 Alex Emeterio, UNCG
 Robyn Harmon, SAM
 Amy Gonzalez, SAM
 Jenni Martin, UTC
 Chelsea Schaffer, WCU

2010

Allie Cashion, APP
 Frannie Seader, APP
 Tomeka Watson, Elon
 Kayla Suskauer, FUR
 Eileen Horsmon, UNCG
 Alex Adams, SAM
 Kasey Tydingco, UTC
 Robyn Burnette, WCU
 Jordan Fulton, WCU
 Haley Pace, WCU

2011

Carly Corthell, CofC
 Kelsey Hodgson, CofC
 Lizzy Vaughn, CofC
 Carleigh Nester, Elon
 Lauren Collier, FUR
 Allie Miles, GSU
 Katelyn Bedwell, UNCG
 Aisha Figueroa, UNCG
 Nicole Bobrowski, SAM
 Natalie Powers, UTC

2012

Caroline Rogers, APP
 Sarah Warnock, APP
 Hope Klicker, CofC
 Allison Pedigo, CofC
 Mackenzie Maples, CofC
 Brooke Red, GSU
 Madison Dickey, SAM
 Taylor Deason, UTC
 Sarah Beth Roberts, UTC
 Cheyenne Willis, UTC

2013

Alex Sohl, APP
 Shivaun Landeros, APP
 Chandler Frisbie, CofC
 Becca Mueller, CofC
 Siera Bishop, FUR
 Lindsay Thomas, UNCG
 Allison Geiner, UNCG
 Megan Dowdy, SAM
 Sam Taylor, UTC
 Anyssa Robles, UTC

2014

Cara Parker, APP
 Alaina Hall, Elon
 Andrea Abatiello, FUR
 Elise Smith, FUR
 Emily Snider, GSU
 Morgan Robinson, GSU
 Taylor Rogers, GSU
 Grey Adams, SAM
 Courtney Price, WCU
 Kara Salvo, WCU

2015

Cassi Pickett, ETSU
 Kelsey Smith, ETSU
 Lindsey Bert, FUR
 Meghan Rud, MER
 Shelby Maze, SAM
 Karsin Spinks, SAM
 Cori Jennings, UTC
 J.J. Hamill, UTC
 Kailey Palazzolo, UTC
 Emily Helton, WCU

2016

Tiffany Laughren, ETSU
 Emily Demonte, FUR
 Lindsay Boynton, MER
 Shaila Warren, MER
 Stephanie Bryden, UNCG
 Kelsey Royalty, SAM
 Hannah Trombley, SAM
 Amanda Beltran, UTC
 Ashley Conner, UTC
 Jordan Fortel, UTC
 Madison Armstrong, WCU

2017

Nikki Grupp, ETSU
 Kylie Toler, ETSU
 Casey Bigham, FUR
 Stella Preston, MER
 Whitney Hinton, SAM
 Amy Lewis, UTC
 Aly Walker, UTC
 Hayleigh Weissenbach, UTC
 Erica Hayes, WCU
 Ashlyn Long, WCU

2018

Julia Fritz, ETSU
 Lauren Lee, ETSU
 Kelly Warren, ETSU
 Allie Jones, Mercer
 Micayla Rood, Mercer
 Laurenne Sanchez, Mercer
 Makenna Matthijs, UNCG
 Hannah Stiltner, UNCG
 Ashlyn Barnes, Samford
 Allison Swinford, Chattanooga

Totals by school

Chattanooga	18
Samford.....	13
Western Carolina	10
College of Charleston	9
Furman	9
Appalachian State	8
Georgia Southern	7
UNCG	9
ETSU	8
Mercer.....	7
Elon.....	3

FIRST-TEAM ALL-CONFERENCE BY SCHOOL

Current members

ETSU

2 player; 3 selections

Janine Sprague, 2003, 2005
Danielle Knoetze, ETSU, 2017

FURMAN

26 players; 39 selections

Julie Glasser, 1994, 1995, 1996, 1997
Amy Jakubowski, 1994, 1995
Kim Currier, 1994
Cathy Frohnheiser, 1994
Jamie Rausch, 1996
Cari Williams, 1997
Kay Brittain, 1999, 2000, 2001
Judy Baker, 1999
Chrissy Hacker, 2000
Jessica Matthews, 2002, 2004
Meagen Johnson, 2003
LaKerah Barr, 2003, 2004
Jess Mathis, 2006
Abby Robertson, 2009
Stephanie Field, 2010
Lana Mackey, 2010
Morgan Hughey, 2011
Jessie Homesley, 2011, 2012
Lauren Collier, 2013
Lindsey Bert, 2015, 2017, 2018
Seara Bishop, 2015, 2016
AnnaRose Borrelli, 2016
Candace Johnson, 2016
Casey Bigham, 2017, 2018
Brittany Houston, 2017
Emily Demonte, 2018

MERCER

7 player; 9 selections

Kirsten Stevens, 2015
Taylor Miller, 2015-16
Taylor Rodgers, 2016
Megan Bilgri, 2017
Meghan Rud, 2017, 2018
Megan Lane, 2018
Micayla Rood, 2018

UNCG

21 players; 36 selections

Jill Quilla, 1998
Lara Long, 1998
Danielle Sekula, 1998
Penny Thompson, 2000, 2001, 2002, 2003
Leigh Irwin, 2000, 2001
Kristy Norton, 2000
Joy Stogner, 2000
Amber Watson, 2003
Jennifer Hubbard, 2003, 2004
Joni Gomez, 2004
Jennifer Bonilla, 2005
Mary Greenway, 2007, 2008
Alex Emeterio, 2010, 2011
Katelyn Bedwell, 2013, 2014
Tory Wright, 2015
Lindsay Thomas, 2013, 2014, 2015, 2016
Nicole Thomas, 2014, 2015, 2016
Gabrielle Cabbage, 2017, 2018
Marisa Sholtes, 2017, 2018
Alicia Bazonski, 2018
Jasmine Palmer, 2018

SAMFORD

7 players, 12 selections

Caroline Wilder, 2015
Callie Brister, 2014, 2016
Megan Dowdy, 2014, 2015, 2016
Mollie Hanson, 2014, 2016
Madison Couch, 2017
Shelby Maze, 2017, 2018
Abby Sweeney, 2017

CHATTANOOGA

47 players; 67 selections

April Miller, 1994
Margaret Roddy, 1995
Jennifer Swanson, 1995
Erika Norris, 1995
Keri Meigs, 1996, 1998, 1999
Denise Posey, 1996, 1997
Jessica Brown, 1996

Allison DeVries, 1997, 1998, 1999

J.D. Staton, 1997
Megan Luring, 1998, 1999
Amy Robertson, 1998
Kami Tucker, 1998
Tayla Trudell, 1999, 2001
Leah Tucker, 1999, 2001
Liz Card, 1999
Angela Brewer, 2000, 2001
Beth Alexander, 2001, 2002
Dana Reed, 2001
Jaci Welsh, 2001
Awbrey Winckler, 2002
Jade Pescatore, 2002
Jill Crawford, 2002
Paige Cochrane, 2002
Jennifer Reed, 2003
Melissa Ramirez, 2004
Lacey Swarthout, 2004, 2005
Brittany Whitter, 2005
Ashleigh Bull, 2005
Tia Blosser, 2007
Jeannie Cochran, 2007
Brooke Loudermilk, 2007, 2008
Michelle Fuzzard, 2008, 2009, 2011, 2012
Tara Tembey, 2008
Laci Upchurch, 2008
Tiffany Baker, 2009, 2010, 2011
Lyndsey Stiles, 2009, 2010, 2011
Tia Blosser, 2010
Kandice Irwin, 2011
Vivian Morimoto, 2011, 2012
Kasey Tydingco, 2012
Sara Poteat, 2012
Criket Blanco, 2015
Nicole Osterman, 2015
Sarah Beth Roberts, 2015
Emma Sturdivant, 2017
Brook Womack, 2018
Aly Walker, 2018

WESTERN CAROLINA

11 players; 12 selections

Mendy McKenzie, 2006
Heather Pritchard, 2006
Allyson McCubbins, 2006
Ashley Adams, 2006
Jenny Jackson, 2006
Stephanie Beatty, 2007
Mollie Fowler, 2007, 2009
Jamie Swank, 2008
Erin Foster, 2012
Crystal Cyr, 2016
Taylor Sigmon, 2016

Former members

APPALACHIAN STATE

10 players; 13 selections

Lindsay Glover, 2005, 2006
Kristyn Hurt, 2007
Katie Boyd, 2008
Kayla Richardson, 2009
Allie Cashion, 2011, 2012, 2013
Meghan Smith, 2011
Megan Rembielak, 2012
Sarah Warnock, 2012
Cynthia Gomez, 2014
Dani Heichen, 2014

COLLEGE OF CHARLESTON

22 players; 29 selections

Brooke Fuller, 1999
Jacklyn Mariner, 2000
Brooke Flowers, 2002, 2003
Amanda Cone, 2002, 2003, 2004
Rachael Stern, 2003, 2005
Jessica Schwartzkopf, 2003
Bridget Loudermilk, 2004
Jayme Durand, 2005
Jessica Lyness, 2005
Leshe' Russell, 2005
Shannon Howard, 2006, 2007, 2008
Izmena Cabrera, 2007
Jennifer Golden, 2007
Terri Mesko, 2007
Kristie Shifflett, 2009, 2010
Katie Forbes, 2009
Alexa Datko, 2011

Stephanie Saylor, 2012

Hope Klicker, 2013
Chandler Frisbie, 2013
Ashton Jarrett, 2013
Kelsey Hodgson, 2013

ELON

11 players; 14 selections

Jamie Dupont, 2004
Jenny Gustin, 2004
Jessica Swearingin, 2004
Dani Concepcion, 2005
Debbie Zeigler, 2005
Paige Goss, 2006, 2007
Tracey Dahlen, 2007, 2008
Emerald Graham, 2010
Kaitlyn Piazzolla, 2010
Tomeka Watson, 2013
Carleigh Nester, 2013, 2014

GEORGIA SOUTHERN

28 players; 42 selections

Karen Petit, 1994
Melissa Williams, 1994
Sheri Russo, 1995, 1996
Debbie Hensley, 1995
Vanessa Fawcett, 1996
Tonya Whitted, 1996
Ashley Fleming, 1997, 1999
McCaine Lowder, 1997
Jennifer Harris, 1998, 2000
Danelle Toole, 1998
Jennifer Miller, 1999
Jaclyn Kaylor, 1999
Aimee Littlejohn, 2000
Julie Peel, 2001
Crystal Crews, 2002
Cary Moore, 2004
Shanita Black, 2005, 2006
Melissa Laliberte, 2006, 2008
Heather Smith, 2006
Nina Iduate, 2008, 2009, 2010
Robyne Siliga, 2008
Lindsey Hopkins, 2008
Brianna Streetmon, 2009, 2010
Marie Fogle, 2009, 2011, 2012
Megen Smith, 2009, 2010
Sarah Purvis, 2012, 2013, 2014
Kourtney Thomas, 2013, 2014
Taylor Rogers, 2014

MARSHALL

5 players; 11 selections

Carrie Hinkle, 1994, 1995, 1996, 1997
Jeanne Noble, 1994, 1995
Brandi Northrup, 1994
Stefanie Cook, 1995, 1996, 1997
Cristy Waring, 1997

UNC WILMINGTON

2 players; 2 selections

Tiffany Lindemann, 2001
Lauren Mattox, 2002

POSTSEASON RESULTS

SoCon Championship records by school

School	Appearances	Won	Lost	Pct.	For	Opp	Titles	Runner-up
Chattanooga	24	61	25	.709	374	191	13	2
Samford [^]	8	16	14	.533	98	88	1	1
Mercer	4	8	8	.500	64	59	0	1
Furman	24	40	44	.476	251	252	2	7
ETSU	9	14	16	.466	90	108	1	2
UNCG*	20	31	39	.442	174	230	1	3
Western Carolina	11	8	23	.258	77	117	0	0

[^] later vacated two wins from 2011-12 (one each year)

* later vacated six wins from 2009-11 (two each year)

Former members

Georgia Southern	20	50	37	.578	241	239	4	6
College of Charleston	13	29	26	.527	177	185	1	3
Marshall	4	6	6	.500	30	28	1	0
Elon	10	13	17	.464	81	118	1	0
Appalachian State	12	13	26	.351	78	110	0	0
UNC Wilmington	4	1	8	.111	15	35	0	0

SoCon Championship results

1994 Furman 2, Marshall 1 Georgia Southern 3, Chattanooga 0 Marshall 5, Chattanooga 2 Furman 1, Georgia Southern 0 Georgia Southern 2, Marshall 0 Furman 7, Georgia Southern 0	2000 UNC Wilmington 3, Georgia Southern 0 UNCG 3, College of Charleston 0 Chattanooga 4, UNC Wilmington 0 Furman 3, UNCG 0 Georgia Southern 5, College of Charleston 3 UNCG 7, UNC Wilmington 3 Furman 2, Chattanooga 1 Georgia Southern 2, UNCG 0 Chattanooga 1, Georgia Southern 0 Chattanooga 2, Furman 0 Chattanooga 2, Furman 0	2003 ETSU 4, Georgia Southern 2 College of Charleston 15, Appalachian State 1 UNCG 5, UNC Wilmington 0 Chattanooga 5, Furman 0 Georgia Southern 2, Appalachian State 1 Furman 5, UNC Wilmington 4 (11) ETSU 5, College of Charleston 3 (10) Chattanooga 3, UNCG 1 (9) College of Charleston 3, Furman 0 Chattanooga 8, ETSU 0 Georgia Southern 2, UNCG 0 College of Charleston 3, Georgia Southern 0 ETSU 2, College of Charleston 0 ETSU 1, Chattanooga 0 Chattanooga 10, ETSU 1
1995 Georgia Southern 1, Furman 0 (9) Marshall 4, Chattanooga 0 Furman 7, Chattanooga 0 Marshall 5, Georgia Southern 3 Furman 9, Georgia Southern 1 Marshall 7, Furman 1	2001 UNCG 1, ETSU 0 (8) Chattanooga 1, Appalachian State 0 Furman 2, UNC Wilmington 1 Georgia Southern 6, College of Charleston 4 Appalachian State 5, ETSU 0 College of Charleston 5, UNC Wilmington 3 Chattanooga 2, UNCG 0 Furman 3, Georgia Southern 1 College of Charleston 5, UNCG 2 Georgia Southern 3, Appalachian State 2 Chattanooga 2, Furman 0 Georgia Southern 3, College of Charleston 2 (10) Furman 10, Georgia Southern 1 (5) Chattanooga 4, Furman 1	2004 ETSU 5, Georgia Southern 4 (8) Elon 9, UNCG 3 College of Charleston 9, Furman 1 (5) Chattanooga 4, Appalachian State 3 Appalachian State 13, UNCG 3 (6) Georgia Southern 2, Furman 0 Chattanooga 11, Elon 1 (5) College of Charleston 7, ETSU 0 Elon 6, Georgia Southern 4 Appalachian State 4, ETSU 0 Chattanooga 3, College of Charleston 0 Appalachian State 3, Elon 2 College of Charleston 1, Appalachian State 0 Chattanooga 5, College of Charleston 4
1996 Marshall 3, Georgia Southern 0 Chattanooga 3, Furman 2 Georgia Southern 5, Furman 0 Chattanooga 3, Marshall 2 Georgia Southern 3, Marshall 1 Chattanooga 4, Georgia Southern 2 (11)	2002 ETSU 12, College of Charleston 6 Georgia Southern 2, UNC Wilmington 1 Furman 4, UNCG 1 Chattanooga 5, Appalachian State 1 College of Charleston 1, Appalachian State 0 UNCG 5, UNC Wilmington 0 Chattanooga 7, ETSU 1 Georgia Southern 3, Furman 2 ETSU 4, UNCG 3 Furman 3, College of Charleston 1 Chattanooga 1, Georgia Southern 0 Furman 7, ETSU 6 Furman 7, Georgia Southern 2 Chattanooga 9, Furman 0	2005 Elon 4, ETSU 2 College of Charleston 4, Furman 0 Chattanooga 8, UNCG 0 Appalachian State 6, Georgia Southern 1 Furman 4, ETSU 3 Georgia Southern 7, UNCG 0 College of Charleston 3, Elon 1 Chattanooga 4, Appalachian State 1 Elon 7, Georgia Southern 6 Furman 2, Appalachian State 0 College of Charleston 4, Chattanooga 2 Furman 4, Elon 0 Chattanooga 9, Furman 0 College of Charleston 8, Chattanooga 7
1997 Chattanooga 9, Furman 1 Marshall 2, Georgia Southern 1 (10) Furman 11, Georgia Southern 2 Chattanooga 8, Marshall 0 Furman 3, Marshall 0 Chattanooga 5, Furman 0		
1998 Chattanooga 6, Furman 2 UNCG 5, Georgia Southern 4 (9) Georgia Southern 2, Furman 0 Chattanooga 7, UNCG 1 Georgia Southern 6, UNCG 3 Chattanooga 8, Georgia Southern 0		
1999 College of Charleston 6, UNCG 2 Georgia Southern 4, Furman 3 Chattanooga 8, College of Charleston 0 Furman 4, UNCG 3 Georgia Southern 3, Chattanooga 2 College of Charleston 3, Furman 0 Chattanooga 6, College of Charleston 0 Georgia Southern 7, Chattanooga 5		

POSTSEASON RESULTS

SoCon Championship results

2006 Chattanooga 5, Appalachian State 1
UNCG 5, Western Carolina 3
Furman 4, College of Charleston 1
Elon 4, Georgia Southern 2
Appalachian State 1, Western Carolina 0
Georgia Southern 11, College of Charleston 2
Chattanooga 2, UNCG 0
Furman 7, Elon 6
Appalachian State 2, Elon 1
Georgia Southern 2, UNCG 0
Furman 3, Chattanooga 2
Georgia Southern 4, Appalachian State 1
Georgia Southern 4, Chattanooga 1
Georgia Southern 3, Furman 2
Georgia Southern 4, Furman 0

2007 Furman 12, College of Charleston 5
Elon 2, Appalachian State 1
Western Carolina 2, Georgia Southern 0
UNCG 2, Chattanooga 1
College of Charleston 4, Appalachian State 2 (11)
Georgia Southern 9, Chattanooga 4
Furman 7, Elon 1
Western Carolina 1, UNCG 0
Georgia Southern 4, Elon 1
UNCG 10, College of Charleston 0
Furman 4, Western Carolina 2
Georgia Southern 3, UNCG 2
Georgia Southern 3, Western Carolina 2
Georgia Southern 4, Furman 1
Furman 3, Georgia Southern 2 (9)

2008 UNCG 1, Elon 0
Chattanooga 3, Western Carolina 1
Georgia Southern 4, Appalachian State 2
College of Charleston 6, Furman 5
Elon 5, Western Carolina 3
Appalachian State 2, Furman 1
UNCG 3, Chattanooga 1
Georgia Southern 6, College of Charleston 5
Chattanooga 9, Appalachian State 2
College of Charleston 8, Elon 0
Georgia Southern 4, UNCG 2
Chattanooga 5, College of Charleston 2
Chattanooga 3, UNCG 0
Chattanooga 3, Georgia Southern 2
Chattanooga 10, Georgia Southern 1 (5)

2009* Western Carolina 4, Elon 1
Appalachian State 2, UNCG 0
Samford 6, College of Charleston 1
Furman 9, Georgia Southern 3
Chattanooga 2, Western Carolina 1
UNCG 5, College of Charleston 3
Georgia Southern 6, Western Carolina 1
Chattanooga 2, Furman 0
Samford 3, Appalachian State 1
UNCG 4, Furman 3
Georgia Southern 1, Appalachian State 0
Georgia Southern 9, UNCG 2
Chattanooga 3, Samford 2
Georgia Southern 4, Samford 3
Chattanooga 7, Georgia Southern 2

* UNCG's wins later vacated

2010* Elon 3, Georgia Southern 2
UNCG 4, Chattanooga 1
Georgia Southern 3, Chattanooga 0
Elon 6, UNCG 4
UNCG 2, Georgia Southern 1
Elon 6, UNCG 3

* UNCG's wins later vacated

2011* Furman 5, Western Carolina 4
Elon 7, College of Charleston 5
Chattanooga 4, Furman 0
Samford 6, Appalachian State 3
UNCG 2, Georgia Southern 0
College of Charleston 4, Furman 2 (8)
Appalachian State 4, Georgia Southern 2 (8)
Chattanooga 7, Elon 1
UNCG 4, Samford 1
Appalachian State 6, Elon 5
College of Charleston 8, Samford 5
Chattanooga 13, UNCG 0
College of Charleston 6, Appalachian State 3
College of Charleston 2, UNCG 0
Chattanooga 11, College of Charleston 2 (6)

* UNCG's and Samford's wins later vacated

2012* Samford 3, Furman 2
Chattanooga 8, Elon 1
College of Charleston 6, Western Carolina 2
Georgia Southern 3, Samford 0
Appalachian State 6, UNCG 2
Elon 7, Western Carolina 3
UNCG 6, Samford 5
Chattanooga 6, College of Charleston 1
Georgia Southern 6, Appalachian State 0
College of Charleston 6, UNCG 3
Elon 4, Appalachian State 0
Georgia Southern 5, Chattanooga 2
College of Charleston 4, Elon 2
College of Charleston 7, Chattanooga 6
College of Charleston 4, Georgia Southern 3
Georgia Southern 6, College of Charleston 2

* Samford's win later vacated

2013 Samford 8, Elon 0
Western Carolina 3, College of Charleston 1
Georgia Southern 6, Chattanooga 2
Appalachian State 3, Samford 2 (10)
UNCG 1, Furman 0
College of Charleston 5, Chattanooga 3
Samford 1, Furman 0
Georgia Southern 6, Western Carolina 0
UNCG 3, Appalachian State 0
College of Charleston 2, Appalachian State 0 (10)
Samford 8, Western Carolina 0
College of Charleston 3, Georgia Southern 2
UNCG 12, Samford 2
Georgia Southern 3, College of Charleston 2 (11)
Georgia Southern 1, UNCG 0 (11)

2014 Chattanooga 3, Appalachian State 0
Furman 4, Western Carolina 3
Georgia Southern 4, Elon 0
Samford 3, UNCG 0
Western Carolina 3, Appalachian State 2
UNCG 4, Elon 2
Chattanooga 6, Furman 0
Georgia Southern 3, Samford 0
Samford 7, Western Carolina 3
UNCG 4, Furman 3
Chattanooga 1, Samford 0
UNCG 2, Georgia Southern 1
UNCG 11, Georgia Southern 2
Chattanooga 4, UNCG 3

2015 Western Carolina 6, Furman 1
Samford 3, ETSU 1
Mercer 9, UNCG 0
UNCG 5, ETSU 2
Chattanooga 5, Western Carolina 4
Mercer 2, Samford 0
Western Carolina 6, UNCG 1
Furman 6, Samford 3
Chattanooga 7, Mercer 6
Furman 6, Western Carolina 2
Mercer 2, Furman 0
Chattanooga 3, Mercer 1

2016 UNCG 3, ETSU 2
Mercer 5, Furman 2 (9)
Chattanooga 11, Western Carolina 3
Furman 7, Western Carolina 4
Samford 3, UNCG 0
Mercer 7, Chattanooga 4
Furman 3, UNCG 0
Chattanooga 5, ETSU 3
Samford 2, Mercer 0
Furman 9, Chattanooga 6
Furman 8, Mercer 1
Samford 4, Furman 3 (8)

2017 Mercer 5, Samford 3
Chattanooga 5, Furman 4
ETSU 7, Western Carolina 0
Western Carolina 4, Furman 1
Mercer 3, UNCG 0
ETSU 1, Chattanooga 0
UNCG 6, Western Carolina 5
Samford 9, Chattanooga 8
ETSU 4, Mercer 3 (9)
Samford 3, UNCG 1
Samford 4, Mercer 3
ETSU 6, Samford 0

2018 Chattanooga 3, Samford 1
Mercer 8, Western Carolina 7
ETSU 4, Furman 1
Furman 1, Western Carolina 0
UNCG 4, Chattanooga 1
ETSU 5, Mercer 3 (9)
Furman 9, Chattanooga 1
Samford 10, Mercer 6
UNCG 6, ETSU 3
Furman 1, Samford 0
ETSU 4, Furman 1 (8)
UNCG 5, ETSU 2

POSTSEASON RESULTS

NCAA tournament results

2000 Regional; Seattle, Wash. (1 team, 1-2)

Mississippi State 6, Chattanooga 1
Chattanooga 6, Army 4 (9)
Utah 2, Chattanooga 1

2001 Regional; Tuscaloosa, Ala. (1 team, 1-2)

Michigan 1, Chattanooga 0
Chattanooga 5, Illinois-Chicago 2
Oregon State 13, Chattanooga 0 (5)

2002 Regional; Tallahassee, Fla. (1 team, 2-2)

Chattanooga 3, Florida Atlantic 0
Chattanooga 6, Florida Atlantic 1
Georgia Tech 3, Chattanooga 0
Florida State 1, Chattanooga 0 (8)

2003 Regional; Tuscaloosa, Ala. (1 team, 0-2)

Stanford 2, Chattanooga 0
Massachusetts 3, Chattanooga 0

2004 Regional; Athens, Ga. (1 team, 0-2)

Washington 4, Chattanooga 1
Texas A&M 6, Chattanooga 0

2005 Regional; Knoxville, Tenn. (1 team, 2-2)

Tennessee 4, College of Charleston 0
College of Charleston 6, Virginia Tech 3
College of Charleston 10, Virginia Tech 2 (6)
Tennessee 2, College of Charleston 0

2006 Regional; Athens, Ga. (1 team, 1-2)

Georgia 4, Georgia Southern 0
Georgia Southern 2, Coastal Carolina 1
Georgia 11, Georgia Southern 6

2007 Regional; Knoxville, Tenn. (1 team, 0-2)

Tennessee 8, Furman 0 (6)
Winthrop 11, Furman 1 (5)

2008 Regional; Tuscaloosa, Ala. (1 team, 0-2)

Alabama 8, Chattanooga 0 (6)
Florida State 5, Chattanooga 3 (8)

2009 Regional; Tuscaloosa, Ala. (1 team, 0-2)

Texas 1, Chattanooga 0 (9)
Mississippi Valley State 1, Chattanooga 0

2010 Regional; Athens, Ga. (1 team, 0-2)

Georgia 10, Elon 4
Radford 8, Elon 0 (5)

2011 Regional; Tuscaloosa, Ala. (1 team, 2-2)

Memphis 4, Chattanooga 1
Chattanooga 8, Jackson State 1
Chattanooga 2, Memphis 1
Alabama 11, Chattanooga 2 (6)

2012 Regional; Athens, Ga. (1 team, 0-2)

North Carolina 2, Georgia Southern 1 (8)
Coastal Carolina 2, Georgia Southern 1

2013 Regional; Gainesville, Fla. (1 team, 1-2)

South Florida 1, Georgia Southern 0 (8)
Georgia Southern 3, Hampton 0
South Florida 2, Georgia Southern 1 (9)

2014 Regional; Athens, Ga. (1 team, 0-2)

Georgia 9, Chattanooga 0 (5)
UAB 9, Chattanooga 2

2015 Regional; Auburn, Ala. (1 team, 0-2)

South Alabama 11, Chattanooga 1 (5)
Tennessee Tech 8, Chattanooga 2

2016 Regional; Tuscaloosa, Ala. (1 team, 0-2)

Alabama 3, Samford 0
Texas State 2, Samford 0

2017 Regional; Auburn, Ala. (1 team, 0-2)

Auburn 11, ETSU 0 (5)
Notre Dame 7, ETSU 6 (8)

2018 Regional; Columbia, S.C. (1 team, 0-2)

South Carolina 3, UNCG 0
Hofstra 6, UNCG 0

Overall record: 10-38 (.208)

NCAA tourney records by school

School	App.	Won	Lost	Pct.	For	Opp.
Chattanooga	10	6	20	.231	31	100
Furman	1	0	2	.000	1	19
ETSU	1	0	2	.000	6	18
Samford	1	0	2	.000	0	5
UNCG	1	0	2	.000	0	9

Former members

Georgia Southern	3	2	6	.333	6	23
College of Charleston	1	2	2	.500	16	11

YEAR-BY-YEAR STANDINGS

	1994			Overall		
	Conference			Overall		
	W	L	Pct.	W	L	Pct.
Furman	4	0	1.000	33	23	.589
Georgia Southern	3	3	.500	27	25	.519
Chattanooga	2	4	.333	14	25	.359
Marshall	1	3	.250	17	21	.447

	1995			Overall		
	Conference			Overall		
	W	L	Pct.	W	L	Pct.
Furman	8	4	.667	32	26	.552
Chattanooga	8	4	.667	29	21	.580
Marshall	4	8	.333	28	29	.491
Georgia Southern	4	8	.333	17	29	.370

	1996			Overall		
	Conference			Overall		
	W	L	Pct.	W	L	Pct.
Georgia Southern	9	3	.750	31	23	.574
Chattanooga	6	6	.500	34	15	.694
Furman	6	6	.500	22	38	.367
Marshall	3	9	.250	38	24	.613

	1997			Overall		
	Conference			Overall		
	W	L	Pct.	W	L	Pct.
Chattanooga	5	3	.625	33	19	.635
Marshall	7	5	.583	36	25	.591
Georgia Southern	5	5	.500	20	32	.385
Furman	3	7	.300	24	32	.428

	1998			Overall		
	Conference			Overall		
	W	L	Pct.	W	L	Pct.
Chattanooga	10	2	.833	47	15	.758
UNCG	7	5	.583	32	25	.561
Georgia Southern	5	7	.417	20	36	.357
Furman	2	10	.167	17	44	.279

	1999			Overall		
	Conference			Overall		
	W	L	Pct.	W	L	Pct.
Chattanooga	16	0	1.000	48	18	.727
Georgia Southern	12	4	.750	38	27	.585
UNCG	7	9	.438	31	33	.484
College of Charleston	3	13	.188	26	36	.419
Furman	2	14	.125	15	40	.273

	2000			Overall		
	Conference			Overall		
	W	L	Pct	W	L	Pct
Chattanooga	15	5	.750	47	27	.635
Furman	12	8	.600	37	33	.529
UNCG	9	11	.450	37	29	.544
Georgia Southern	9	11	.450	30	38	.441
UNC Wilmington	8	12	.400	22	42	.344
College of Charleston	7	13	.350	27	31	.466

	2001			Overall		
	Conference			Overall		
	W	L	Pct	W	L	Pct
Chattanooga	18	2	.900	49	18	.731
Furman	11	7	.611	28	29	.491
Georgia Southern	12	8	.600	25	33	.431
UNCG	11	9	.550	31	27	.534
ETSU	9	11	.450	14	35	.286
College of Charleston	7	13	.350	24	33	.421
UNC Wilmington	5	14	.263	20	34	.370
Appalachian State	4	13	.235	13	36	.265

	2002			Overall		
	Conference			Overall		
	W	L	Pct	W	L	Pct
Chattanooga	17	2	.895	44	15	.748
Georgia Southern	15	6	.714	25	29	.463
Furman	11	10	.524	24	24	.500
College of Charleston	10	11	.476	22	30	.423
ETSU	9	12	.429	25	32	.439
UNCG*	8	12	.400	35	30	.538
UNC Wilmington	7	13	.350	22	32	.407
Appalachian State	4	15	.211	11	45	.196

* record includes one tie

	2003			Overall		
	Conference			Overall		
	W	L	Pct	W	L	Pct
College of Charleston	16	4	.800	45	11	.804
UNCG	14	6	.700	38	18	.679
Chattanooga	12	8	.600	37	30	.552
Georgia Southern	10	10	.500	28	28	.500
ETSU	10	10	.500	28	26	.519
Furman	8	13	.381	21	32	.396
UNC Wilmington	6	13	.316	22	38	.367
Appalachian State	4	16	.200	16	35	.314

	2004			Overall		
	Conference			Overall		
	W	L	Pct	W	L	Pct
Chattanooga	16	4	.800	45	23	.662
College of Charleston	14	6	.700	43	23	.652
Georgia Southern	11	10	.524	30	29	.508
Elon*	11	10	.524	33	23	.588
UNCG	8	12	.400	30	30	.500
ETSU	8	13	.381	29	34	.460
Furman	7	13	.350	15	48	.238
Appalachian State	7	14	.333	22	39	.361

* - record includes one tie.

	2005			Overall		
	Conference			Overall		
	W	L	Pct	W	L	Pct
College of Charleston	17	4	.810	53	18	.746
Chattanooga	15	4	.789	46	21	.687
Georgia Southern	14	7	.667	28	32	.467
ETSU	10	9	.526	25	33	.431
Elon*	9	12	.429	31	32	.492
Appalachian State	7	14	.333	24	36	.400
UNCG	7	14	.333	20	40	.333
Furman	3	18	.143	15	47	.242

* - record includes one tie.

	2006			Overall		
	Conference			Overall		
	W	L	Pct	W	L	Pct
Western Carolina	16	4	.800	41	20	.672
College of Charleston	14	7	.667	29	30	.492
Georgia Southern	12	9	.571	35	35	.500
Chattanooga	11	10	.524	38	35	.521
Appalachian State	10	11	.476	29	30	.492
Elon	9	11	.450	24	29	.453
Furman	7	14	.333	29	37	.439
UNCG	4	17	.190	20	42	.323

	2007			Overall		
	Conference			Overall		
	W	L	Pct	W	L	Pct
Chattanooga	16	5	.762	35	31	.530
College of Charleston	14	7	.667	34	26	.567
Appalachian State	11	10	.524	20	38	.345
Georgia Southern	9	11	.450	29	32	.475
Elon	9	11	.450	28	32	.467
Western Carolina	9	11	.450	28	34	.452
Furman*	7	13	.350	21	36	.371
UNCG	7	14	.333	29	37	.439

* - record includes one tie.

	2008			Overall		
	Conference			Overall		
	W	L	Pct	W	L	Pct
Chattanooga	13	5	.722	41	22	.651
Georgia Southern	13	8	.619	37	30	.552
College of Charleston	12	8	.600	33	33	.500
Elon	19	9	.571	26	27	.491
UNCG	7	11	.389	23	33	.411
Furman	8	13	.381	21	33	.389
Appalachian State	6	10	.375	11	37	.229
Western Carolina	7	14	.333	19	36	.345

	2009			Overall		
	Conference			Overall		
	W	L	Pct	W	L	Pct
Chattanooga	15	5	.750	30	24	.556
Appalachian State	14	9	.609	26	29	.473
College of Charleston	14	9	.609	23	26	.469
Georgia Southern	14	10	.583	29	25	.537
Furman	11	12	.478	22	29	.431
UNCG*	9	12	.429	26	33	.441
Samford	10	14	.417	21	30	.412
Western Carolina	7	14	.333	12	35	.255
Elon	6	15	.286	15	32	.319

* later vacated all wins

	2010			Overall		
	Conference			Overall		
	W	L	Pct	W	L	Pct
Chattanooga	19	5	.792	39	17	.696
Elon	15	9	.625	38	21	.644
Georgia Southern	14	9	.609	30	26	.536
Furman	12	11	.522	24	23	.511
UNCG*	12	11	.522	27	30	.474
Appalachian State	11	12	.478	27	25	.519
College of Charleston	10	13	.435	24	27	.471
Samford	10	14	.417	19	31	.380
Western Carolina	2	21	.087	10	43	.189

* later vacated all wins

	2011			Overall		
	Conference			Overall		
	W	L	Pct	W	L	Pct
Chattanooga	20	3	.870	44	14	.759
Appalachian State	15	7	.682	26	24	.520
Georgia Southern	16	8	.667	28	29	.491
College of Charleston	12	11	.522	37	21	.638
Elon	12	12	.500	30	24	.556
UNCG*	10	14	.417	26	32	.448
Samford*	9	15	.375	14	40	.259
Furman	9	15	.375	18	35	.340
Western Carolina	3	21	.125	18	35	.340

* later vacated all wins

	2012			Overall		
	Conference			Overall		
	W	L	Pct	W	L	Pct
Georgia Southern	22	2	.917	42	18	.700
Chattanooga	20	2	.909	39	16	.709
College of Charleston	14	9	.609	36	14	.600
UNCG	10	13	.435	22	34	.393
Appalachian State	9	13	.409	22	25	.468
Elon	9	15	.375	25	26	.490
Western Carolina	9	15	.375	24	34	.414
Furman	6	18	.250	17	35	.327
Samford*	6	18	.250	14	42	.250

* later vacated six wins (one SoCon win)

YEAR-BY-YEAR STANDINGS

2013

	Conference			Overall		
	W	L	Pct	W	L	Pct
Appalachian State	17	7	.708	31	22	.585
College of Charleston	15	8	.652	37	20	.649
Georgia Southern	14	9	.609	33	30	.524
UNCG	12	11	.522	38	19	.667
Furman	10	11	.476	27	27	.500
Chattanooga	10	11	.476	26	28	.481
Western Carolina	9	15	.375	20	36	.357
Elon	8	14	.364	21	31	.404
Samford*	6	15	.286	17	35	.327

* later vacated four wins (one SoCon win)

2014

	Conference			Overall		
	W	L	Pct	W	L	Pct
Georgia Southern	15	6	.714	35	21	.625
Chattanooga	13	7	.650	34	21	.618
Furman	12	8	.600	29	26	.527
Samford	11	9	.550	38	18	.679
UNCG	10	11	.476	31	26	.544
Western Carolina	8	13	.381	19	34	.358
Appalachian State	7	13	.350	19	32	.373
Elon	6	15	.286	24	29	.454z

2015

	Conference			Overall		
	W	L	Pct	W	L	Pct
Chattanooga	12	5	.706	35	15	.700
Samford	11	7	.611	33	22	.600
Mercer	10	7	.588	37	22	.627
Furman	10	8	.556	31	25	.554
Western Carolina	8	9	.471	22	31	.415
UNCG	7	10	.412	25	22	.532
ETSU	3	15	.167	15	33	.312

2016

	Conference			Overall		
	W	L	Pct	W	L	Pct
Samford	15	3	.833	40	20	.667
Furman	10	8	.556	33	28	.541
Western Carolina	9	9	.500	33	24	.579
UNCG	9	9	.500	33	26	.559
ETSU	9	9	.500	20	22	.476
Chattanooga	7	11	.389	30	29	.508
Mercer	4	14	.222	23	35	.397

2017

	Conference			Overall		
	W	L	Pct	W	L	Pct
Furman	11	6	.647	31	23	.574
UNCG	11	6	.647	29	24	.547
ETSU	10	7	.588	29	26	.527
Samford	10	8	.556	25	36	.410
Mercer	9	9	.500	26	31	.456
Western Carolina	6	11	.353	18	30	.375
Chattanooga	4	14	.222	15	38	.283

2018

	Conference			Overall		
	W	L	Pct	W	L	Pct
UNCG	13	3	.813	46	13	.780
Mercer	11	5	.688	33	19	.635
Furman	10	6	.625	41	15	.732
Chattanooga	9	7	.563	26	30	.464
Samford	7	9	.438	19	38	.333
ETSU	4	11	.267	19	27	.413
Western Carolina	2	15	.118	15	37	.288

ALL-TOURNAMENT TEAMS

1994

Kim Currier, Furman
Carrie Collins, Georgia Southern
Amy Jakubowski, Furman
Brandi Northrup, Marshall
Brooke O'Meara, Georgia Southern
Jeanne Noble, Marshall
Karen Petit, Georgia Southern
Cathy Frohnheiser, Furman
Ellen Greenslait, Marshall
Stacy Soltis, Furman
MVP - Kim Currier, Furman

1995

Cristy Waring, Marshall
Jeanne Noble, Marshall
Heather Michaelis, Marshall
Lisa Wilson, Marshall
Missy Frost, Marshall
Debbie Hensley, Georgia Southern
Sheri Russo, Georgia Southern
Julie Glasser, Furman
Amy Jakubowski, Furman
Jamie Rausch, Furman
MVP: Cristy Waring, Marshall

1996

Carrie Hinkle, Marshall
Shannon Strozier, Marshall
Cristy Waring, Marshall
Keri Meigs, Chattanooga
Denise Posey, Chattanooga
Allison DeVries, Chattanooga
April Miller, Chattanooga
Beth Dance, Georgia Southern
Sheri Russo, Georgia Southern
Vanessa Fawcett, Georgia Southern
MVP: April Miller, Chattanooga

1997

J.D. Staton, Chattanooga
Allison DeVries, Chattanooga
Amy Robertson, Chattanooga
Keri Meigs, Chattanooga
Julie Glasser, Furman
Erin Keen, Furman
Ashley Rayl, Furman
Dawn Matoy, Marshall
Cristy Waring, Marshall
Danelle Toole, Georgia Southern
MVP: J.D. Staton, Chattanooga

1998

Mandi Green, Chattanooga
Megan Luring, Chattanooga
Amy Robertson, Chattanooga
Kami Tucker, Chattanooga
Leah Tucker, Chattanooga
Mandi Dunn, Georgia Southern
Jennifer Harris, Georgia Southern
Danelle Toole, Georgia Southern
Danielle Sekula, UNCG
Joy Stogner, UNCG
MVP: Amy Robertson, Chattanooga

1999

Leah Tucker, Chattanooga
Beth Alexander, Chattanooga
Aimee Littlejohn, Georgia Southern
Liz Card, Chattanooga
Ashley Flemming, Georgia Southern
Kay Brittain, Furman
Jennifer Miller, Georgia Southern
Megan Luring, Chattanooga
Ashley Whetsell, College of Charleston
Kenzie Kohler, College of Charleston
MVP: Aimee Littlejohn, Georgia Southern

2000

Amy Poole, UNCG
Maggie Johnson, UNC Wilmington
Jaclyn Kaylor, Georgia Southern
Jennifer Miller, Georgia Southern
Jessi Anucinski, Furman
Chrissy Hacker, Furman
Erin Keen, Furman
Dana Reed, Chattanooga
Jaci Welsh, Chattanooga
MVP: Connie Ness, Chattanooga

2001

Jordan Arnold, Appalachian State
Amanda Cone, College of Charleston
Tabitha Robinson, Georgia Southern
Joy Stogner, UNCG
Kelly Jack, Furman
Kay Brittain, Furman
Talya Trudell, Chattanooga
Beth Alexander, Chattanooga
Leah Tucker, Chattanooga
MVP: Angela Brewer, Chattanooga

2002

LaKerah Barr, Furman
Stacie Cooper, Georgia Southern
Paige Cochrane, Chattanooga
Melissa Ramirez, Chattanooga
Kate Morrison, Furman
Melanie Collins, ETSU
Rachel Henley, Furman
Mary Beth Hazelwood, ETSU
Jill Crawford, Chattanooga
Christi Aitken, Georgia Southern
MOP: Awbrey Winckler, Chattanooga

2003

Kim Benningfield, UNCG
Brooke Flowers, College of Charleston
Teri Herbert, Chattanooga
Meagan Johnson, Furman
Tiffany McVay, ETSU
Jacquie Rothey, College of Charleston
Danielle Spetar, ETSU
Sam Steiner, Georgia Southern
Rachel Stern, College of Charleston
Awbrey Winckler, Chattanooga
MOP: Melissa Ramirez, Chattanooga

2004

Shanita Black, Georgia Southern
Meredith Miley, Elon
Amber Handy, Appalachian State
Jordan Arnold, Appalachian State
Bridget Loudermilk, College of Charleston
Rachael Stern, College of Charleston
Leshe Russell, College of Charleston
Jeannie Cochran, Chattanooga
Lacey Swarouth, Chattanooga
Melissa Ramirez, Chattanooga
MOP: Melissa Ramirez, Chattanooga

2005

Rachael Stern, College of Charleston
Bridget Loudermilk, College of Charleston
Berni Martinez, College of Charleston
Melissa Ramirez, Chattanooga
Lacey Swarouth, Chattanooga
Jeannie Cochran, Chattanooga
Tara Temby, Chattanooga
Dani Concepcion, Elon
Rachael Henley, Furman
Amber Nelson, Furman
MOP: Rachael Stern, College of Charleston

2006

Yancy Moose, Appalachian State
Ashley Frizzell, Chattanooga
Alyssa Edwards, Chattanooga
Megan Jaudon, Furman
Stephanie Cushing, Furman
Blake Murray, Furman
Sam Steiner, Georgia Southern
Shanita Black, Georgia Southern
Gina Sterchi, Georgia Southern
Logan Free, Georgia Southern
MOP: Shanita Black, Georgia Southern

2007

Brythe Blankenship, Furman
Stephanie Cushing, Furman
Amber Kiser, Furman
Blake Murray, Furman
Maria Laurato, Georgia Southern
Samantha Russo, Georgia Southern
Jenny Side, Georgia Southern
Robyne Siliga, Georgia Southern
Vanessa Oakes, UNCG
Mendy McKenzie, Western Carolina
MOP: Amber Kiser, Furman

2008

Brooke Loudermilk, Chattanooga
Tiffany Baker, Chattanooga
Tara Tembey, Chattanooga
Laci Upchurch, Chattanooga
Nina Iduate, Georgia Southern
Melissa Laliberte, Georgia Southern
Robyne Siliga, Georgia Southern
Tiffany Harmon, College of Charleston
Terri Mesko, College of Charleston
Hannah Angel, UNCG
MOP: Brooke Loudermilk, Chattanooga

ALL-TOURNAMENT TEAMS

2009

Kayla Richardson, Appalachian State
 Abby Robertson, Furman
 Jenny Side, Georgia Southern
 Robyne Siliga, Georgia Southern
 Brianna Streetmon, Georgia Southern
 Jessica Owens, Samford
 Brooke Loudermilk, Chattanooga
 Lyndsey Stiles, Chattanooga
 Kandice Irwin, Chattanooga
 Michelle Fuzzard, Chattanooga
MOP: Brianna Streetmon, Georgia Southern

2010

Megen Smith, Georgia Southern
 Brianna Streetmon, Georgia Southern
 Ashlee Crewe, Elon
 Erin O'Shea, Elon
 Kaitlyn Piazzolla, Elon
 Tomeka Watson, Elon
 Alex Emeterio, UNCG
 Amber Harrell, UNCG
 Eileen Horsmon, UNCG
 Whitney Sirois, UNCG
MOP: Amber Harrell, UNCG

2011

Allie Cashion, Appalachian State
 Carly Corthell, College of Charleston
 Katie Pesature, College of Charleston
 Stephanie Saylor, College of Charleston
 Cory Mattson, UNCG
 Michelle Fuzzard, Chattanooga
 Vivian Morimoto, Chattanooga
 Sara Poteat, Chattanooga
 Nikki Waters, Chattanooga
MOP: Sara Poteat, Chattanooga

2012

Amanda Lonergan, College of Charleston
 Hope Klicker, College of Charleston
 Ashton Jarrett, College of Charleston
 Michelle Fuzzard, Chattanooga
 Vivian Morimoto, Chattanooga
 Sarah Purvis, Georgia Southern
 Tabby Douberley, Georgia Southern
 Andrea Tarashuk, Georgia Southern
 Allie Miles, Georgia Southern
 Kaitlyn Johnson, Georgia Southern
MOP: Sarah Purvis, Georgia Southern

2013

Shelby Scott, Samford
 Ashton Jarrett, College of Charleston
 Kayla Shaffer, Samford
 Hope Klicker, College of Charleston
 Shelby Morrill, Georgia Southern
 Brooke Red, Georgia Southern
 Kourtney Thomas, Georgia Southern
 Lindsay Thomas, UNCG
 Sarah Purvis, Georgia Southern
 Raeanne Hanks, UNCG
MOP: Raeanne Hanks, UNCG

2014

Sarah Purvis, Georgia Southern
 Tory Wright, UNCG
 Raeanne Hanks, UNCG
 Lindsay Thomas, UNCG
 Megan Dowdy, Samford
 Mollie Hanson, Samford
 Sam Taylor, Chattanooga
 Katie Henderson, Chattanooga
 Jesslyn Stockard, Chattanooga
 Sarah Beth Roberts, Chattanooga
MOP: Katie Henderson, Chattanooga

2015

Sieara Bishop, Furman
 Kaylynn Sloat, Mercer
 Kirsten Stevens, Mercer
 Abbie Miranda, Samford
 Caroline Wilder, Samford
 Taylor Deason, Chattanooga
 Nicole Osterman, Chattanooga
 Anyssa Robles, Chattanooga
 Jordan Garrett, Western Carolina
 Courtney Price, Western Carolina
MOP: Anyssa Robles, Chattanooga

2016

Danielle Knoetze, ETSU
 Lindsey Bert, Furman
 Sieara Bishop, Furman
 Candace Johnson, Furman
 Emma Ogburn, Furman
 Megan Bilgri, Mercer
 Callie Brister, Samford
 Mollie Hanson, Samford
 Abbie Miranda, Samford
 Abby Sweeney, Samford
 Amanda Beltran, Chattanooga
MOP: Mollie Hanson, Samford

2017

Lindsey Fadnek, ETSU
 Nikki Grupp, ETSU
 Madison Ogle, ETSU
 Grey Adams, Samford
 Madison Couch, Samford
 Shelby Maze, Samford
 Kelsey Royalty, Samford
 Quirisa Mauga, Mercer
 Ashley Conner, Chattanooga
 Madison Armstrong, Western Carolina
MOP: Lindsey Fadnek, ETSU

2018

Lauren Lee, ETSU
 Madison Ogle, ETSU
 Kylie Toler, ETSU
 Taylor Wright, ETSU
 Lindsey Bert, Furman
 Caroline Taylor, Mercer
 Ryan Brzozoski, Samford
 Alicia Bazonski, UNCG
 Rachael McClaskey, UNCG
 Marisa Sholtes, UNCG
MOP: Alicia Bazonski, UNCG

Tournament MOPs

1994 - Kim Currier, Furman
 1995 - Cristy Waring, Marshall
 1996 - April Miller, Chattanooga
 1997 - J.D. Staton, Chattanooga
 1998 - Amy Robertson, Chattanooga
 1999 - Aimee Littlejohn, Georgia Southern
 2000 - Connie Ness, Chattanooga
 2001 - Angela Brewer, Chattanooga
 2002 - Awbrey Winckler, Chattanooga
 2003 - Melissa Ramirez, Chattanooga
 2004 - Melissa Ramirez, Chattanooga
 2005 - Rachael Stern, Coll. of Charleston
 2006 - Shanita Black, Georgia Southern
 2007 - Amber Kiser, Furman
 2008 - Brooke Loudermilk, Chattanooga
 2009 - Brianna Streetmon, Georgia Southern
 2010 - Amber Harrell, UNCG
 2011 - Sara Poteat, Chattanooga
 2012 - Sarah Purvis, Georgia Southern
 2013 - Raeanne Hanks, UNCG
 2014 - Katie Henderson, Chattanooga
 2015 - Anyssa Robles, Chattanooga
 2016 - Mollie Hanson, Samford
 2017 - Lindsey Fadnek, ETSU
 2018 - Alicia Bazonski, UNCG

Totals by school

Chattanooga	59
Georgia Southern	48
Furman	36
College of Charleston	22
UNCG	20
Samford.....	16
Marshall.....	13
ETSU	12
Appalachian State	6
Elon.....	6
Mercer.....	5
Western Carolina	4
UNC Wilmington	1

PLAYERS OF THE WEEK

1994		2001		2006	
Week 1	Julie Glasser, Furman	Feb. 21	Amber Watson, UNCG	Feb. 27	Lauren Ross, Western Carolina
Week 2	Brandi Northrup, Marshall	Feb. 28	Angela Brewer, Chattanooga	March 6	Gwen Johnson, UNCG
Week 3	Jeanne Noble, Marshall	March 7	Jacki Mariner, College of Charleston	March 13	Debbie Zeigler, Elon
Week 4	Cathy Fronheiser, Furman	March 12	Kelly Leachman, Furman	March 20	Gwen Johnson, UNCG
1995		March 19	Karen Myers, Furman	March 27	Jenny Jackson, Western Carolina
Week 1	Jessica Brown, Chattanooga	March 26	Dana Reed, Chattanooga	April 3	Savannah Filley, Western Carolina
Week 2	April Miller, Chattanooga	April 2	Tiffany Vandergriff, ETSU	April 10	Heatherr Smith, Georgia Southern
Week 3	Julie Glasser, Furman	April 9	Penny Thompson, UNCG	April 17	Shanita Black, Georgia Southern
Week 4	Julie Glasser, Furman	April 16	Angela Brewer, Chattanooga	April 24	Shanita Black, Georgia Southern
Week 5	Stacey Soltis, Furman	April 23	Tayla Trudell, Chattanooga	May 1	Lindsay Glover, Appalachian State
Week 6	April Miller, Chattanooga	April 30	Lindsay Wyont, College of Charleston	May 8	Toni Hutchinson, Chattanooga
Week 7	Amy Jakubowski, Furman	2002		2007	
Week 8	Jamie Rausch, Furman	Feb. 18	Penny Thompson, UNCG	March 5	Debbie Ziegler, Elon
1996		Feb. 25	Tiffany Vandergriff, ETSU	March 12	Tara Tembey, Chattanooga
Week 1	Jamie Rausch, Furman	March 4	Penny Thompson, UNCG	March 19	Tracey Dahlen, Elon
Week 2	McCaine Lowder, Georgia Southern	March 11	Amanda Cone, College of Charleston	March 26	Amber Kiser, Furman
Week 3	Jessica Brown, Chattanooga	March 18	Danielle Spetar, ETSU	April 2	Shannon Howard, College of Charleston
Week 4	Julie Glasser, Furman	March 25	Jada Pascatore, Chattanooga	April 9	Jennifer Golden, College of Charleston
Week 5	Julie Glasser, Furman	April 1	Penny Thompson, UNCG	April 16	Jennifer Golden, College of Charleston
Week 6	Allison DeVries, Chattanooga	April 8	Tiffany Lindemann, UNC Wilmington	April 23	Danielle Peters, Appalachian State
Week 7	Julie Glasser, Furman	April 15	Jada Pascatore, Chattanooga	April 30	Alyssa Edwards, Chattanooga
Week 8	Julie Glasser, Furman	April 23	Amanda Cone, College of Charleston	May 7	Jennifer Golden, College of Charleston
1997		April 29	Jill Crawford, Chattanooga	2008	
March 5	Beth Dance, Georgia Southern	2003		Feb. 18	Katie Boyd, Appalachian State
March 11	Denise Posey, Chattanooga	March 12	Penny Thompson, UNCG	Feb. 25	Katie Blevins, Chattanooga
March 18	Sheri Russo, Georgia Southern	March 17	Amanda Cone, College of Charleston	March 3	Kristie Shifflett, College of Charleston
March 25	Julie Glasser, Furman	March 24	Penny Thompson, UNCG	March 10	Robyne Siliga, Georgia Southern
April 1	Julie Glasser, Furman	March 31	Meagen Johnson, Furman	March 17	Meredith Mielke, Furman
April 8	Jessica Brown, Chattanooga	April 8	Joni Gomez, UNCG	March 24	Melanie Helterbran, Elon
April 15	Stefanie Cook, Marshall	April 14	Jennifer Reed, Chattanooga	March 31	Katie Nutaitis, College of Charleston
April 22	Julie Glasser, Furman	April 23	Jacquie Rothey, College of Charleston	April 7	Robyne Siliga, Georgia Southern
1998		April 28	Jennifer Reed, Chattanooga	April 14	Katie Boyd, Appalachian State
March 9	Lara Long, UNCG	April 28	Melissa Creeger, College of Charleston	April 21	Jaimie Rao, Elon
March 17	Mandi Green, Chattanooga	May 5	Joni Gomez, UNCG	April 28	Jenny Side, Georgia Southern
March 23	Keri Meigs, Chattanooga	2004		May 5	Tracey Dahlen, Elon
March 30	Mandi Green, Chattanooga	Feb. 24	Amanda Cone, College of Charleston	2009	
April 6	Megan Luring, Chattanooga	March 3	Amanda Cone, College of Charleston	Feb. 9	Jessica Owens, Samford
April 13	Sheri Russo, Georgia Southern	March 9	Jenny Gustin, Elon	Feb. 16	Katie Boyd, Appalachian State
April 20	Jessie Marsh, UNCG	March 16	Joni Gomez, UNCG	Feb. 23	Katie Boyd, Appalachian State
April 27	Danelle Toole, Georgia Southern	March 23	Amanda Cone, College of Charleston	March 4	Brittany Eason, Chattanooga
1999		March 29	Tiffany McVay, ETSU	March 10	Shannon Howard, College of Charleston
March 2	Jaclyn Kaylor, Georgia Southern	April 5	Kim Griffin, Georgia Southern	March 16	Kristie Shifflet, College of Charleston
March 8	Keri Meigs, Chattanooga	April 12	Bryn Favor, Chattanooga	March 23	Stephanie Cushing, Furman
March 15	Allison DeVries, Chattanooga	April 19	Joni Gomez, UNCG	March 30	Robyne Siliga, Georgia Southern
March 22	Stacie Cooper, Georgia Southern	April 26	Amanda Cone, College of Charleston	April 6	Toni Hutchison, Chattanooga
March 29	Keri Meigs, Chattanooga	May 3	Joni Gomez, UNCG	April 13	Brittany Ausley, UNCG
April 5	Leah Tucker, Chattanooga	May 10	Darcy Johnson, College of Charleston	April 20	Amber Shifflett, College of Charleston
April 12	Allison DeVries, Chattanooga	2005		April 27	Katie Forbes, College of Charleston
April 19	Megan Luring, Chattanooga	Feb. 21	Renee Francis, College of Charleston	May 4	Michelle Fuzzard, Chattanooga
2000		March 2	Melissa Ramirez, Chattanooga	2010	
Feb. 24	Leigh Irwin, UNCG	March 7	Dani Concepcion, Elon	Feb. 15	Emerald Graham, Elon
Feb. 29	Leigh Irwin, UNCG	March 14	Jayne Durand, College of Charleston	Feb. 22	Tiffany Baker, Chattanooga
March 2	Jaclyn Kaylor, Georgia Southern	March 21	Lindsay Lane, ETSU	March 1	McKenzie Phillips, Appalachian State
March 8	Kelly Van Houten, Furman	March 28	Tara Tembey, Chattanooga	March 8	Katie England, Samford
March 13	Joy Stogner, UNCG	April 4	Maria Laurato, Georgia Southern	March 15	Emerald Graham, Elon
March 20	Keke Grady, UNCG	April 11	Brittany Whittier, Chattanooga	March 22	Katie Boyd, Appalachian State
March 28	Brooke Fuller, College of Charleston	April 19	Melissa Ramirez, Chattanooga	March 29	Jenny Side, Georgia Southern
April 3	Kay Brittain, Furman	April 25	Kelly Allen, UNCG	April 5	Stephanie Field, Furman
April 10	Jennifer Harris, Georgia Southern	May 2	Ciera Dunn, Georgia Southern	April 12	Tia Blosser, Chattanooga
April 17	Leah Tucker, Chattanooga	May 9	Tara Tembey, Chattanooga	April 19	Kaitlyn Piazolla, Elon
April 24	Kelly Blazi, Georgia Southern			April 26	Alex Emeterio, UNCG
May 1	Amanda Bacon, College of Charleston			May 3	Nina Iduate, Georgia Southern
				May 10	Kaitlin Merkt, UNCG

PLAYERS OF THE WEEK

2011

Feb. 14 Emerald Graham, Elon
 Feb. 21 Kasey Tydingco, Chattanooga
 Feb. 28 Michelle Fuzzard, Chattanooga
 March 7 Marie Fogle, Georgia Southern
 March 14 Morgan Hughey, Furman
 March 21 Marie Fogle, Georgia Southern
 March 28 Tiffany Baker, Chattanooga
 April 4 Vivian Morimoto, Chattanooga
 April 11 Michelle Fuzzard, Chattanooga
 April 18 Mackenzie Williams, Georgia Southern
 April 25 Danielle Lafferty, Elon
 May 2 Alex Emeterio, UNCG
 May 9 Michelle Fuzzard, Chattanooga

2012

Feb. 13 Camille Hill, Elon
 Feb. 20 Michelle Fuzzard, Chattanooga
 Feb. 27 Michelle Fuzzard, Chattanooga
 March 5 Erin Foster, Western Carolina
 March 12 Erin O'Shea, Elon
 March 19 Marie Fogle, Georgia Southern
 March 26 Michelle Fuzzard, Chattanooga
 April 2 Mackenzie Williams, Georgia Southern
 April 9 Michelle Fuzzard, Chattanooga
 April 16 Erin Foster, Western Carolina
 April 23 Jessica Traxler, Chattanooga
 April 30 Heather Robb, UNCG
 May 7 Mackenzie Maples, College of Charleston

2013

Feb. 11 Lindsay Thomas, UNCG
 Feb. 18 Danielle Vega, UNCG
 Feb. 25 Tomeka Watson, Elon
 March 4 Lindsay Thomas, UNCG
 March 11 Allie Cashion, Appalachian State
 March 18 Sieara Bishop, Furman
 March 25 Taylor Jenkins, Furman
 April 1 Kasey Tydingco, Chattanooga
 April 8 Nikki Legg, Furman
 April 15 Tomeka Watson, Elon
 April 22 Taylor Sigmon, Western Carolina
 April 29 Carleigh Nester, Elon
 May 6 Carleigh Nester, Elon

2014

Feb. 10 Emily Cameron, Elon
 Feb. 17 Sam Taylor, Chattanooga
 Feb. 24 Abby Adams, Samford
 March 3 Carleigh Nestor, Elon
 March 11 Anyssa Robles, Chattanooga
 March 17 Nicole Thomas, UNCG
 March 24 Kara Salvo, Western Carolina
 March 31 Katelyn Bedwell, UNCG
 April 7 Ambree Mueller, Furman
 April 14 Dani Heichen, Appalachian State
 April 21 Katelyn Bedwell, UNCG
 April 28 Lindsay Thomas, UNCG
 May 5 Lindsay Thomas, UNCG

2015

Feb. 9 Natalie Shiver, Mercer
 Feb. 16 Caitlin Bice, Samford
 Feb. 23 Nicole Osterman, Chattanooga
 March 2 Sieara Bishop, Furman
 March 9 Nicole Thomas, UNCG
 March 16 Riley Carter, Mercer
 March 23 Courtney Price, Western Carolina
 March 30 Nicole Osterman, Chattanooga
 April 6 Callie Brister, Samford

April 13 Sarah Beth Roberts, Chattanooga
 April 20 Elise Smith, Furman
 April 27 Natalie Shiver, Mercer
 May 4 Anyssa Robles, Chattanooga

2016

Feb. 15 Lindsay Thomas, UNCG
 Feb. 22 AnnaRose Borrelli, Furman
 Feb. 29 Hannah Trombley, Samford
 March 7 AnnaRose Borrelli, Furman
 March 14 Courtney Price, Western Carolina
 March 21 Taylor Miller, Mercer
 March 28 Abbie Miranda, Samford
 April 4 Megan Dowdy, Samford
 April 11 Nicole Thomas, UNCG
 April 18 Bethany Cowart, ETSU
 April 25 Cricket Blanco, Chattanooga
 May 2 Lindsay Thomas, UNCG
 May 9 Hunter Gibbons, Western Carolina

2017

Feb. 13 Tiffany Laughren, ETSU
 Feb. 20 Jasmine Palmer, UNCG
 Feb. 27 Megan Lane, Mercer
 March 6 Abby Walsh, Mercer
 March 13 Emily Acquaviva, UNCG
 March 20 Abby Sweeney, Samford
 March 27 Emma Andrew, Mercer
 April 3 Madison Armstrong, Western Carolina
 April 10 Hunter Gibbons, Western Carolina
 April 17 Whitney Hinton, Samford
 April 24 Abby Sweeney, Samford
 May 1 Rachael McClaskey, UNCG
 May 8 Tiffany Laughren, ETSU

2018

Feb. 12 Marisa Sholtes, 1B, R Jr., UNCG
 Feb. 19 Makenna Matthijs, OF, Fr., UNCG
 Feb. 26 Caroline Taylor, 1B, RSr., Mercer
 March 5 Shelby Maze, OF, Sr., Samford
 March 12 Candace Johnson, OF, RSr., Furman
 March 19 Makenna Matthijs, OF, Fr., UNCG
 March 26 Makenna Matthijs, OF, Fr., UNCG
 April 2 Shelby Maze, OF, Sr., Samford
 April 9 Lindsey Bert, DP, Sr., Furman
 April 16 Shelby Maze, OF, Sr., Samford
 April 23 Ashlyn Barnes, SS, Fr., Samford
 April 30 Marisa Sholtes, 1B, R Jr., UNCG
 May 7 Jordan Gontram, OF, So., UNCG

Totals by school

Chattanooga	62
UNCG	47
Furman	35
Georgia Southern	28
College of Charleston	27
Elon	21
Western Carolina	13
Samford.....	15
Appalachian State	10
ETSU	8
Mercer.....	8
Marshall.....	3
UNC Wilmington	1

PLAYERS OF THE WEEK

Repeat Player of the Week selections

10 times

Julie Glasser, Furman (1994-97)

7 times

Amanda Cone, College of Charleston (2002-04)

6 times

Penny Thompson, UNCG (2001-03)
Lindsay Thomas, UNCG (2013-14, 16)

5 times

Joni Gomez, UNCG (2003-04)

4 times

Katie Boyd, Appalachian State (2008-09)
Michelle Fuzzard, Chattanooga (2009, 2011-12)

3 times

Jessica Brown, Chattanooga (1995-97)
Allison DeVries, Chattanooga (1996, 99)
Keri Meigs, Chattanooga (1998-99)
Tara Tembey, Chattanooga (2005, '07)
Jennifer Golden, College of Charleston (2007)
Robyne Siliga, Georgia Southern (2008-09)
Emerald Graham, Elon (2010-11)
Carleigh Nester, Elon (2013)
Nicole Thomas, UNCG (2014-16)
Makenna Matthijs, UNCG (2018)
Shelby Maze, Samford (2018)

2 times

April Miller, Chattanooga (1995)
Jamie Rausch, Furman (1995-96)
Sherri Russo, Georgia Southern (1997-98)
Mandi Green, Chattanooga (1998)
Megan Luring, Chattanooga (1998-99)
Jaclyn Kaylor, Georgia Southern (1999-00)
Leah Tucker, Chattanooga (1999-00)
Leah Irwin, UNCG (2000)
Angela Brewer, Chattanooga (2001)
Jada Pascatore, Chattanooga (2002)
Jennifer Reed, Chattanooga (2003)
Maria Laurato, Georgia Southern (2004-05)
Melissa Ramirez, Chattanooga (2005)
Gwen Johnson, UNCG (2006)
Shanita Black, Georgia Southern (2006)
Debbie Ziegler, Elon (2006-07)
Tracey Dahlen, Elon (2007-08)
Lauren Ross, Western Carolina (2006, 08)
Shannon Howard, College of Charleston (2007, 09)
Kristie Shifflett, College of Charleston (2008-09)
Toni Hutchison, Chattanooga (2006, 09)
Katie Boyd, Appalachian State (2009)
Alex Emeterio, UNCG (2010-11)
Marie Fogle, Georgia Southern (2011)
Erin Foster, Western Carolina (2012)
Tomeka Watson, Elon (2013)
Sieara Bishop, Furman (2013, 15)
Anyssa Robles, Chattanooga (2014-15)
Natalie Shiver, Mercer (2015)

AnnaRose Borrelli, Furman (2016)
Courtney Price, Western Carolina (2015-16)
Tiffany Laughren, ETSU (2017)
Abby Sweeney, Samford (2017)
Hunter Gibbons, Western Carolina (2017)
Marisa Sholtes, UNCG (2018)

PLAYERS OF THE MONTH

2004

February Dani Concepcion, Elon
March Amanda Cone, College of Charleston
April Bryn Favor, Chattanooga

2006

February Debbie Zeigler, Elon
March Allyson McCubbins, Western Carolina
April Shanita Black, Georgia Southern
May Shanita Black, Georgia Southern

2007

February Adriane Audley, UNCG
March Stephanie Beatty, Western Carolina
April Jennifer Golden, College of Charleston
May Amber Kiser, Furman

2008

February Katie Boyd, Appalachian State
April Nina Iduate, Georgia Southern
May Tara Tembey, Chattanooga

2009

February Katie Boyd, Appalachian State
March Tiffany Baker, Chattanooga
April Amber Shifflett, College of Charleston
May Jessica Owens, Samford

2010

February Tiffany Baker, Chattanooga
March Emerald Graham, Elon
April Kristie Shifflett, College of Charleston
May Jacqueline Gonzalez, Elon

2011

February Michelle Fuzzard, Chattanooga
March Marie Fogle, Georgia Southern

April Tiffany Baker, Chattanooga
May Michelle Fuzzard, Chattanooga

2012

February Michelle Fuzzard, Chattanooga
March Marie Fogle, Georgia Southern
April Erin Foster, Western Carolina

2013

February Tomeka Watson, Elon
March Allie Cashion, Appalachian State
April Carleigh Nester, Elon

2014

February Emily Cameron, Elon
March Kourtney Thomas, Georgia Southern
April Katelyn Bedwell, UNCG

2015

February Sam Taylor, Chattanooga
March Riley Carter, Mercer
April Sieara Bishop, Furman

2016

February Danielle Vega, UNCG
March Lindsay Thomas, UNCG
April Megan Dowdy, Samford

2017

February Tiffany Laughren, ETSU
March Danielle Knoetze, ETSU
April Marisa Sholtes, UNCG

2018

February Marisa Sholtes, UNCG
March Brook Womack, Chattanooga
April Aly Walker, Chattanooga

Totals by school

Chattanooga	11
Elon.....	7
Georgia Southern.....	6
UNCG	6
College of Charleston	4
Appalachian State	3
Western Carolina	3
ETSU	2
Furman	2
Samford.....	2
Mercer.....	1

Repeat selections

3 times

Tiffany Baker, Chattanooga (2009-11)
Michelle Fuzzard, Chattanooga (2011-12)

2 times

Shanita Black, Georgia Southern (2006)
Katie Boyd, Appalachian State (2008-09)
Marisa Sholtes, UNCG (2017-18)

PITCHERS OF THE WEEK

1994		2001		2006	
Week 1	April Miller, Chattanooga	Feb. 21	Amber Watson, UNCG	Feb. 27	Mendy McKenzie, Western Carolina
Week 2	Kim Currier, Furman	Feb. 28	Beth Alexander, Chattanooga	March 6	Mendy McKenzie, Western Carolina
Week 3	Brandi Northrup, Marshall	March 7	Amber Watson, UNCG	March 13	Kayla Richardson, Appalachian State
Week 4	Kim Currier, Furman	March 12	Beth Alexander, Chattanooga	March 20	Melisa Laliberte, Georgia Southern
1995		March 19	Beth Alexander, Chattanooga	March 27	Mendy McKenzie, Western Carolina
Week 1	Missy Frost, Marshall	March 26	Beth Alexander, Chattanooga	April 3	Logan Free, Georgia Southern
Week 2	April Miller, Chattanooga	April 2	Jessica Hodge, ETSU	April 10	Jenny Jackson, Western Carolina
Week 3	Vanessa Fawcett, Georgia Southern	April 9	Chrissy Hacker, Furman	April 17	Yancy Moose, Appalachian State
Week 4	April Miller, Chattanooga	April 16	Tayla Trudell, Chattanooga	April 24	Mendy McKenzie, Western Carolina
Week 5	Missy Frost, Marshall	April 23	Tayla Trudell, Chattanooga	May 1	Mendy McKenzie, Western Carolina
Week 6	Amy Jakubowski, Furman	April 30	Kelly Jack, Furman	May 8	Melissa Laliberte, Georgia Southern
Week 7	Amy Jakubowski, Furman	2002		2007	
Week 8	Cristy Waring, Marshall	Feb. 18	Rachel Henley, Furman	March 5	Vanessa Oakes, UNCG
1996			Amber Watson, UNCG	March 12	Brooke Loudermilk, Chattanooga
Week 1	Vanessa Fawcett, Georgia Southern	Feb. 25	Amber Watson, UNCG	March 19	Ashley Frizzell, Chattanooga
Week 2	Vanessa Fawcett, Georgia Southern	March 4	Crystal Crews, Georgia Southern	March 26	Melanie Helterbran, Elon
Week 3	Amy Robertson, Chattanooga	March 11	Courtney Jenkins, ETSU	April 2	A.J. Street, Georgia Southern
Week 4	Vanessa Fawcett, Georgia Southern	March 18	Aimee Littlejohn, Georgia Southern	April 9	Terri Mesko, College of Charleston
Week 5	Missy Frost, Marshall	March 25	Beth Alexander, Chattanooga	April 16	Melissa Laliberte, Georgia Southern
Week 6	Cristy Waring, Marshall	April 1	Jordan Arnold, Appalachian State	April 23	Brooke Loudermilk, Chattanooga
Week 7	Mandi Dunn, Georgia Southern	April 8	Beth Alexander, Chattanooga	April 30	Lauren Ross, Western Carolina
Week 8	April Miller, Chattanooga	April 15	Courtney Jenkins, ETSU	May 7	Brooke Loudermilk, Chattanooga
1997		April 23	Carla Shepard, College of Charleston	2008	
March 5	Jennifer Miller, Georgia Southern	April 29	Awbrey Winckler, Chattanooga	Feb. 18	Pam DelPizzo, Elon
March 11	J.D. Staton, Chattanooga	2003		Feb. 25	Lana Mackey, Furman
March 18	Mandi Dunn, Georgia Southern	March 12	Meagen Johnson, Furman	March 3	Melissa Laliberte, Georgia Southern
March 25	Cristy Waring, Marshall	March 17	Amanda Wilson, UNC Wilmington	March 10	Melissa Laliberte, Georgia Southern
April 1	Ashley Rayl, Furman	March 24	Rachael Stern, College of Charleston	March 17	Lana Mackey, Furman
April 8	J.D. Staton, Chattanooga	March 31	Jordan Arnold, Appalachian State	March 24	Brooke Loudermilk, Chattanooga
April 15	Missy Frost, Marshall	April 8	Rachael Stern, College of Charleston	March 31	Brooke Loudermilk, Chattanooga
April 22	Amy Robertson, Chattanooga	April 14	Rachael Stern, College of Charleston	April 7	Melissa Laliberte, Georgia Southern
1998		April 23	Sara Meek, Chattanooga	April 14	Kaitlin Holloway, Chattanooga
March 9	Christine Hornak, UNCG	April 28	Julia McChain, ETSU	April 21	Shannon Howard, College of Charleston
March 17	Christine Hornak, UNCG	May 5	Awbrey Winckler, Chattanooga	April 28	Brooke Loudermilk, Chattanooga
March 23	Kelly Jack, Furman	2004		May 5	Terri Mesko, College of Charleston
March 30	Talya Trudell, Chattanooga	Feb. 24	Rachael Stern, College of Charleston	2009	
April 6	Amy Robertson, Chattanooga	March 3	Natalie Smith, College of Charleston	Feb. 9	Kandice Irwin, Chattanooga
April 13	Amy Robertson, Chattanooga	March 9	Brittney Whittier, Chattanooga	Feb. 16	Amber Harrell, UNCG
April 20	Amy Robertson, Chattanooga	March 16	Belinda Barrera, ETSU	Feb. 23	Ashley Stubbs, Appalachian State
April 27	Christine Hornak, UNCG	March 23	Danielle Byrne, UNCG	March 4	Kandice Irwin, Chattanooga
1999		March 29	Natalie Smith, College of Charleston	March 10	Terri Mesko, College of Charleston
March 2	Beth Alexander, Chattanooga	April 5	Rachel Henley, Furman	March 16	Brianna Streetmon, Georgia Southern
March 8	Kenzie Kohler, College of Charleston	April 12	Rachael Stern, College of Charleston	March 23	Stephanie Royall, Samford
March 15	Jennifer Miller, Georgia Southern	April 19	Lacey Swarthout, Chattanooga	March 30	Stephanie Royall, Samford
March 22	Aimee Littlejohn, Georgia Southern	April 26	Jennifer Hurley, Appalachian State	April 6	Brianna Streetmon, Georgia Southern
March 29	Talya Trudell, Chattanooga	May 3	Danielle Byrne, UNCG	April 13	Lana Mackey, Furman
April 5	Jennifer Miller, Georgia Southern	May 10	Lacey Swarthout, Chattanooga	April 20	Terri Mesko, College of Charleston
April 12	Beth Alexander, Chattanooga	2005		April 27	Lana Mackey, Furman
April 19	Beth Alexander, Chattanooga	Feb. 21	Megan Borgaard, Elon	May 4	Amber Harrell, UNCG
2000		March 2	Lacey Swarthout, Chattanooga	2010	
Feb. 29	Awbrey Winckler, Chattanooga	March 7	Natalie Smith, College of Charleston	Feb. 15	Lana Mackey, Furman
March 8	Chrissy Hacker, Furman	March 14	Rachael Stern, College of Charleston	Feb. 22	Brooke Loudermilk, Chattanooga
March 13	Chrissy Hacker, Furman	March 21	Lacey Swarthout, Chattanooga	March 1	Brooke Loudermilk, Chattanooga
March 20	Amy Poole, UNCG	March 28	Natalie Smith, College of Charleston	March 8	Cory Mattson, UNCG
March 28	Connie Ness, Chattanooga	April 4	Courtney Jenkins, ETSU	March 15	Brianna Streetmon, Georgia Southern
April 3	Aimee Littlejohn, Georgia Southern	April 11	Natalie Smith, College of Charleston	March 22	Kayla Suskauer, Furman
April 10	Kelly Jack, Furman	April 19	Lacey Swarthout, Chattanooga	March 29	Amber Harrell, UNCG
April 17	Aimee Littlejohn, Georgia Southern	April 25	Meredith Gay, Elon	April 5	Nikki Waters, Chattanooga
April 24	Connie Ness, Chattanooga	May 2	Rachael Stern, College of Charleston	April 12	Kandice Irwin, Chattanooga
May 1	Melissa Creeger, College of Charleston	May 9	Logan Free, Georgia Southern	April 19	Amber Harrell, UNCG

PITCHERS OF THE WEEK

2011

Feb. 14 Michelle Fuzzard, Chattanooga
 Feb. 21 Lauren Taylor, Elon
 Feb. 28 Erin O'Shea, Elon
 March 7 Lauren Taylor, Elon
 March 14 Lauren Taylor, Elon
 March 21 Alexa Datko, College of Charleston
 March 28 Alexa Datko, College of Charleston
 April 4 Allie Miles, Georgia Southern
 April 11 Hannah Dow, Appalachian State
 April 18 Allie Miles, Georgia Southern
 April 25 Allie Miles, Georgia Southern
 May 2 Raeanne Hanks, UNCG
 May 9 Lauren Taylor, Elon

2012

Feb. 13 Taylor Deason, Chattanooga
 Feb. 20 Brooke Red, Georgia Southern
 Feb. 27 Stephanie Saylor, College of Charleston
 March 5 Lakyn Shull, Furman
 March 12 Sarah Purvis, Georgia Southern
 March 19 Taylor Deason, Chattanooga
 March 26 Stephanie Saylor, College of Charleston
 April 2 Sarah Purvis, Georgia Southern
 April 9 Stephanie Saylor, College of Charleston
 April 16 Hope Klicker, College of Charleston
 April 23 Jordan Garrett, Western Carolina

2013

Feb. 11 Sarah Purvis, Georgia Southern
 Feb. 18 Sarah Purvis, Georgia Southern
 Feb. 25 Hope Klicker, College of Charleston
 March 4 Shelby Parker, Furman
 March 11 Mollie Hanson, Samford
 March 18 Alissa Schoelkopf, Appalachian State
 March 25 Lauren Collier, Furman
 April 1 Raeanne Hanks, UNCG
 April 8 Mallory Broome, Western Carolina
 April 15 Lauren Collier, Furman
 April 22 Shelby Scott, Samford
 April 29 Lauren Collier, Furman
 May 6 Chelsea White, Elon

2014

Feb. 10 Sarah Purvis, Georgia Southern
 Feb. 17 Sarah Purvis, Georgia Southern
 Feb. 24 Shelby Parker, Furman
 March 3 Sarah Purvis, Georgia Southern
 March 11 Sarah Purvis, Georgia Southern
 March 17 Lauren Collier, Furman
 March 24 Taylor Deason, Chattanooga
 March 31 Mollie Hanson, Samford
 April 7 Sarah Purvis, Georgia Southern
 April 14 Lauren Collier, Furman
 April 21 Katie Henderson, Chattanooga
 April 28 Caitlin O'Shea, Elon
 May 5 Katie Henderson, Chattanooga

2015

Feb. 9 Mollie Hanson, Samford
 Feb. 16 Jordan Garrett, Western Carolina
 Feb. 23 Cori Jennings, Chattanooga
 March 2 Kirsten Stevens, Mercer
 March 9 Lindsey Bert, Furman
 March 16 Kirsten Stevens, Mercer
 March 23 Cori Jennings, Chattanooga
 March 30 Kirsten Stevens, Mercer
 April 6 Jordan Garrett, Western Carolina
 April 13 Jordan Garrett, Western Carolina
 April 20 Kirsten Stevens, Mercer
 April 27 Lindsey Bert, Furman
 May 4 Kailey Palazzolo, Chattanooga

2016

Feb. 15 Cori Jennings, Chattanooga
 Feb. 22 Jessica Stone, Samford
 Feb. 29 Alicia Bazonski, UNCG
 March 7 Lindsey Fadnek, ETSU
 March 14 Alicia Bazonski, UNCG
 March 21 Alicia Bazonski, UNCG
 March 28 Mollie Hanson, Samford
 April 4 Mollie Hanson, Samford
 April 11 Taylor Sigmon, Western Carolina
 April 18 Lindsey Fadnek, ETSU
 April 25 Mollie Hanson, Samford
 May 2 Mollie Hanson, Samford
 May 9 Mollie Hanson, Samford

2017

Feb. 13 Madison Ogle, ETSU
 Feb. 20 Lindsey Bert, Furman
 Feb. 27 Lindsey Bert, Furman
 March 6 Courtney Buchanan, Western Carolina
 March 13 Lindsey Bert, Furman
 March 20 Jessica Stone, Samford
 March 27 Stella Preston, Mercer
 April 3 Madison Ogle, ETSU
 April 10 Stella Preston, Mercer
 April 17 Lindsey Bert, Furman
 April 24 Lindsey Bert, Furman
 May 1 Anna O'Neill, Mercer
 May 8 Alicia Bazonski, UNCG

2018

Feb. 12 Emily Demonte, Furman
 Feb. 19 Emily Demonte, Furman
 Feb. 26 Lindsey Bert, Furman
 March 5 Jill McElderry, Mercer
 March 12 Stephanie Bryden, UNCG
 March 19 Madison Ogle, ETSU
 March 26 Alicia Bazonski, UNCG
 April 2 Stephanie Bryden, UNCG
 April 9 Lindsey Bert, Furman
 April 16 Celie Hudson, Chattanooga
 April 23 Lindsey Bert, Furman
 April 30 Lindsey Bert, Furman
 May 7 Lindsey Bert, Furman

Totals by school

Chattanooga	62
Georgia Southern	39
Furman	42
College of Charleston	28
UNCG	27
Samford.....	14
Western Carolina	14
Elon.....	11
ETSU	11
Appalachian State	8
Marshall.....	8
Mercer.....	8
UNC Wilmington.....	1

PITCHERS OF THE WEEK

Repeat Pitcher of the Week selections

12 times

Lindsey Bert, Furman (2015, 17-18)

9 times

Beth Alexander, Chattanooga (1999-02)
Brooke Loudermilk, Chattanooga (2007-10)
Sarah Purvis, Georgia Southern (2012-14)

8 times

Mollie Hanson, Samford (2013-16)

7 times

Rachael Stern, Coll. of Charleston (2003-05)

6 times

Natalie Smith, College of Charleston (2004-05)
Melissa Laliberte, Georgia Southern (2006-08)

5 times

Amy Robertson, Chattanooga (1996-98)
Lacey Swarthout, Chattanooga (2004-05)
Mendy McKenzie, Western Carolina (2006)
Amber Harrell, UNCG (2009-10)
Lana Mackey, Furman (2008-10)
Alicia Bazonski, UNCG (2016-18)

4 times

April Miller, Chattanooga (1994-96)
Vanessa Fawcett, Georgia Southern (1995-96)
Missy Frost, Marshall (1995-97)

Talya Trudell, Chattanooga (1998-99, 01)
Aimee Littlejohn, Georgia Southern (1999-00, 02)
Amber Watson, UNCG (2001-02)
Lauren Taylor, Elon (2011)
Jordan Garrett, Furman (2012, 2015)
Lauren Collier, Furman (2013-14)
Kirsten Stevens, Mercer (2015)

3 times

Jennifer Miller, Georgia Southern (1997, 99)
Christine Hornak, UNCG (1998)
Kelly Jack, Furman (1998, 00-01)
Chrissy Hacker, Furman (2000-01)
Awbrey Winckler, Chattanooga (2000, 02-03)
Natalie Smith, College of Charleston (2004)
Terri Mesko, College of Charleston (2007, 09)
Kandice Irwin, Chattanooga (2009-10)
Allie Miles, Georgia Southern (2011)
Stephanie Saylor, College of Charleston (2012)
Taylor Deason, Chattanooga (2012, 2014)
Cori Jennings, Chattanooga (2015-16)
Madison Ogle, ETSU (2017-18)

2 times

Kim Currier, Furman (1994)
Amy Jakubowski, Furman (1995)
Mandi Dunn, Georgia Southern (1996-97)
J.D. Staton, Chattanooga (1997)
Connie Ness, Chattanooga (2000)
Jordan Arnold, Appalachian State (2002-03)

Rachel Henley, Furman (2002-04)
Danielle Byrne, UNCG (2004)
Logan Free, Georgia Southern (2005-06)
Brianna Streetmon, Georgia Southern (2009-10)
Stephanie Royall, Samford (2009)
Alexa Datko, College of Charleston (2011)
Hope Klicker, College of Charleston (2012-13)
Katie Henderson, Chattanooga (2014)
Lindsey Fadnek, ETSU (2016)
Stella Preston, Mercer (2017)
Jessica Stone, Samford (2017)
Emily Demonte, Furman (2018)
Stephanie Bryden, UNCG (2018)

PITCHERS OF THE MONTH

2004

February Jen Lamb, Elon
March Brittney Whittier, Chattanooga
April Lacey Swarthout, Chattanooga

2006

February Mendy McKenzie, Western Carolina
March Mendy McKenzie, Western Carolina
April Yancy Moose, Appalachian State
May Melissa Laliberte, Georgia Southern

2007

March Carol Lilley, Elon
April Brooke Loudermilk, Chattanooga
May Mendy McKenzie, Western Carolina

2008

February Amber Harrell, UNCG
April Shannon Howard, College of Charleston
May Brooke Loudermilk, Chattanooga

2009

February Lana Mackey, Furman
March Kayla Richardson, Appalachian State
April Brianna Streetmon, Georgia Southern
May Brianna Streetmon, Georgia Southern

2010

February Brooke Loudermilk, Chattanooga
March Brianna Streetmon, Georgia Southern
April Kandice Irwin, Chattanooga
May Amber Harrell, UNCG

2011

February Kandice Irwin, Chattanooga
March Alexa Datko, College of Charleston
April Allie Miles, Georgia Southern
May Nikki Waters, Chattanooga

2012

February Stephanie Saylor, College of Charleston
March Sarah Purvis, Georgia Southern
April Taylor Deason, Chattanooga

2013

February Raeanne Hanks, UNCG
March Raeanne Hanks, UNCG
April Stephanie Saylor, College of Charleston

2014

February Sarah Purvis, Georgia Southern
March Sarah Purvis, Georgia Southern
April Mollie Hanson, Samford

2015

February Taylor Deason, Chattanooga
March Kirsten Stevens, Mercer
April Kirsten Stevens, Mercer

2016

February Cori Jennings, Chattanooga
March Alicia Bazonski, UNCG
April Mollie Hanson, Samford

2017

February Lindsey Bert, Furman
March Lindsey Bert, Furman
April Lindsey Bert, Furman

2018

February Emily Demonte, Furman
March Stephanie Bryden, UNCG
April Lindsey Bert, Furman

Totals by school

Chattanooga	11
Georgia Southern	8
Furman	6
UNCG	6
College of Charleston	4
Western Carolina	3
Appalachian State	2
Elon	2
Mercer	2
Samford	2

Repeat selections

4 times

Lindsey Bert, Furman (2017-18)

3 times

Mendy McKenzie, Western Carolina (2006-07)
Brooke Loudermilk, Chattanooga (2007-08, 10)
Brianna Streetmon, Georgia Southern (2009-10)
Sarah Purvis, Georgia Southern (2012, 14)

2 times

Amber Harrell, UNCG (2008, 10)
Kandice Irwin, Chattanooga (2010-11)
Stephanie Saylor, College of Charleston (2012-13)
Raeanne Hanks, UNCG (2013)
Taylor Deason, Chattanooga (2012, 15)
Kirsten Stevens, Mercer (2015)
Mollie Hanson, Samford (2014, 16)

AWARDS BREAKDOWN

School	1st Team	2nd Team	Total	All-Fresh.	All-Tourn.	PLOY	POY	COY	FOY	MOP	PLOW	PLOM	POW	POM
	All-Conf.	All-Conf.	All-Conf.											
ETSU	3	11	14	8	12	2	0	0	0	1	8	2	11	0
Furman	39	25	64	9	40	5	5	5	1	2	35	2	42	6
Mercer	11	10	21	7	5	0	1	0	1	0	8	1	8	2
UNCG	34	27	61	9	19	5	0	1	2	3	47	6	27	6
Samford	12	12	24	13	16	2	1	1	1	1	15	2	14	2
Chattanooga	67	34	101	18	59	5	9	9	6	12	62	11	62	11
Western Carolina	12	10	22	10	4	0	1	1	1	0	13	3	14	3
Former members														
Appalachian State	13	25	38	8	5	1	0	1	1	0	10	3	8	2
College of Charleston	29	29	58	9	19	2	2	3	1	1	27	4	28	4
Elon	14	12	26	3	6	0	0	0	1	0	21	7	11	2
Georgia Southern	42	24	66	7	46	3	6	4	7	4	28	6	39	8
Marshall	11	0	11	0	13	0	0	1	3	1	3	0	8	0
UNC Wilmington	2	4	6	0	1	0	0	0	0	0	1	0	1	0

PLOY - Player of the Year

POY - Pitcher of the Year

COY - Coach of the Year

FOY - Freshman of the Year

MOP - Tournament Most Outstanding Player (formerly Most Valuable Player)

PLOW - Player of the Week

PLOM - Player of the Month

POW - Pitcher of the Week

POM - Pitcher of the Month

RECORD BOOK

SEASON INDIVIDUAL BATTING

BATTING AVERAGE (min. 75% of team games, 2.0 at bats/game)				
Avg	H-AB	Name, school	Year	
1. .450	85-189	Nina Iduate, GSU	2010	
2. .441	78-177	Allison DeVries, UTC	1999	
3. .4366	62-142	Sara Poteat, UTC	2012	
4. .4365	86-197	Megan Dowdy, SAM	2015	
5. .435	70-161	Julie Glasser, FUR	1997	
6. .423	90-213	Shelby Maze, SAM	2017	
7. .419	65-155	Tomeka Watson, Elon	2013	
8. .418	74-177	Lindsay Glover, APP	2006	
9. .416	84-202	Amanda Cone, COFC	2004	
10. .415	66-159	Jamie Brown, UTC	1996	

HITS			
No.	Name, school	Year	
1. 102	Shanita Black, GSU	2006	
2. 90	Shelby Maze, SAM	2017	
3. 86	Megan Dowdy, SAM	2015	
4. 85	Nina Iduate, GSU	2010	
5. 84	Amanda Cone, COFC	2004	
6. 83	Taylor Miller, MER	2015	
7. 82	Megan Dowdy	2016	
8. 81	Jacquie Rothey, COFC	2004	
9. 79	Taylor Miller	2016	
10. 78	Allison DeVries, UTC	1999	
78	Amber Kiser, FUR	2006	

RUNS			
No.	Name, school	Year	
1. 66	Amanda Cone, COFC	2004	
2. 65	Jacquie Rothey, COFC	2004	
65	Shanita Black, GSU	2006	
4. 63	Lyndsey Stiles, UTC	2011	
5. 57	Lindsay Thomas, UNCG	2014	
6. 55	Leshe' Russell, COFC	2005	
55	Tara Temby, UTC	2005	
8. 52	Michelle Fuzzard, UTC	2012	
9. 51	Jennifer Hubbard, UNCG	2003	
51	Amber Shifflett, COFC	2007	

RBIs			
No.	Name, school	Year	
1. 74	Michelle Fuzzard, UTC	2011	
2. 67	Tiffany Baker, UTC	2011	
3. 66	Katelyn Bedwell, UNCG	2014	
4. 64	Amanda Cone, COFC	2004	
64	Jennifer Golden, COFC	2007	
6. 63	Michelle Fuzzard, UTC	2012	
7. 62	Kasey Tydingco, UTC	2012	
8. 61	Ashley Adams, WCU	2006	
61	Vivian Morimoto, UTC	2012	
61	Riley Carter, MER	2015	

HOME RUNS			
No.	Name, school	Year	
1. 21	Ashley Adams, WCU	2006	
2. 18	Megen Smith, GSU	2010	
18	Tiffany Baker, UTC	2011	
18	Erin Foster, WCU	2012	
5. 17	Amanda Cone, COFC	2004	
17	Jennifer Golden, COFC	2007	
17	Katie Boyd, APP	2009	
17	Lindsay Thomas, UNCG	2013	
17	Katelyn Bedwell, UNCG	2014	
10. 16	Allie Cashion, APP	2012	
16	Crystal Cyr, WCU	2016	
16	Michelle Fuzzard, UTC	2012	
16	Lindsay Thomas, UNCG	2016	
16	Marisa Sholtes, UNCG	2018	
16	Caroline Taylor, MER	2018	

DOUBLES			
No.	Name, school	Year	
1. 25	Megan Luring, UTC	1998	
2. 24	Megan Dowdy, SAM	2016	
3. 21	Lara Long, UNCG	1998	
21	Allison DeVries, UTC	1999	
5. 20	Amanda Cone, COFC	2004	
20	Melissa Ramirez, UTC	2003	
20	Julie Glasser, FUR	1996	
20	Dani Concepcion, ELON	2005	
20	Vivian Morimoto, UTC	2012	
10. 18	Lindsay Glover, APP	2005	
18	Leshe' Russell, COFC	2005	
18	Janine Sprague, ETSU	2004	
18	Jacquie Rothey, COFC	2004	
18	Melissa Ramirez, UTC	2004	
18	Sheri Russo, GSU	1996	
18	Cathy Frohnheiser, FUR	1994	
18	Debbie Ziegler, ELON	2007	
18	Allie Cashion, APP	2013	
18	Lindsay Thomas, UNCG	2016	
18	Tiffany Laughren, ETSU	2017	

TRIPLES			
No.	Name, school	Year	
1. 9	April Miller, UTC	1995	
2. 8	Teri Herbert, UTC	2004	
8	Jamie Rausch, FUR	1995	
8	Cathy Frohnheiser, FUR	1994	
8	Shanita Black, GSU	2006	
6. 7	Leah Tucker, UTC	2000	
7	Julie Glasser, FUR	1995	
7	Taylor Miller, MER	2015	
9. 6	Janine Sprague, ETSU	2005	
6	Shondra Schlichenmayer, COFC	2005	
6	Tara Temby, UTC	2005	
6	Janine Sprague, ETSU	2004	
6	Jennifer Hubbard, UNCG	2003	
6	Leah Tucker, UTC	2001	
6	Jessica Brown, UTC	1996	
6	Jessica Brown, UTC	1995	
6	Tara Tembey, UTC	2007	
6	Brittany Small, CofC	2008	
6	Sara Poteat, UTC	2013	
6	Caroline Cash, FUR	2018	

BASES ON BALLS			
No.	Name, school	Year	
1. 64	Katie Boyd, APP	2009	
2. 59	Leslie Barron, UTC	2004	
3. 49	Allyson McCubbins, WCU	2006	
4. 47	Mackenzie Williams, GSU	2012	
5. 44	Katie Boyd, APP	2010	
6. 41	Mykeah Johnson, ETSU	2017	
7. 40	Tiffany Baker, UTC	2010	
40	Caitlin Bice, SAM	2016	
9. 39	Michelle Fuzzard, UTC	2012	
10. 38	Ashleigh Bull, UTC	2006	
38	Robyne Siliga, GSU	2008	

STOLEN BASES			
SB-A	Name, school	Year	
1. 49-52	Mary Greenway, UNCG	2008	
2. 41-46	Mary Greenway, UNCG	2007	
3. 39-#	Leigh Irwin, UNCG	2001	
39-41	Danielle Peters, APP	2007	
5. 38-44	Shanita Black, GSU	2006	
38-42	Meghan Rud, MER	2017	
7. 36-36	Leigh Irwin, UNCG	2000	
8. 35-44	LaKerah Barr, FUR	2004	
35-37	Lyndsey Stiles, UTC	2011	
10. 31-35	Amber Handy, APP	2004	
31-35	Jeannie Cochran, UTC	2007	
31-34	Meghan Rud, MER	2015	
31-34	Lauren Duggar, FUR	2018	

TOTAL BASES			
No.	Name, school	Year	
1. 155	Amanda Cone, COFC	2004	
2. 143	Katelyn Bedwell, UNCG	2014	
3. 142	Lindsay Thomas, UNCG	2016	
4. 140	Candace Johnson, FUR	2016	
5. 137	Erin Foster, WCU	2012	
6. 136	Allison DeVries, UTC	1999	
7. 135	Jennifer Golden, COFC	2007	
8. 133	Angela Brewer, UTC	2001	
9. 131	Melissa Ramirez, UTC	2003	
10. 129	Tiffany Baker, UTC	2011	

ON-BASE PERCENTAGE			
Pct.	Name, school	Year	
1. .590	Katie Boyd, APP	2009	
2. .543	Michelle Fuzzard, UTC	2012	
3. .527	Robyne Siliga, GSU	2009	
4. .522	Kristina Shifflett, CofC	2010	
5. .518	Katie Boyd, APP	2010	
6. .511	Tomeka Watson, Elon	2013	
.511	Jasmine Palmer, UNCG	2017	
8. .508	Amanda Cone, COFC	2004	
9. .500	Allison DeVries, UTC	1999	
.500	Robyne Siliga, GSU	2008	
.500	Vivian Morimoto, UTC	2011	

SLUGGING PERCENTAGE			
Pct.	Name, school	Year	
1. .879	Katie Boyd, APP	2009	
2. .846	Michelle Fuzzard, UTC	2012	
3. .836	Allie Cashion, APP	2012	
4. .811	Lindsay Thomas, UNCG	2016	
5. .792	Jessica Brown, UTC	1996	
6. .786	Katelyn Bedwell, UNCG	2014	
7. .768	Tomeka Watson, Elon	2013	
8. .767	Amanda Cone, COFC	2004	
9. .760	Lindsay Thomas, UNCG	2013	
10. .754	Jennifer Golden, COFC	2007	
.754	Tiffany Baker, UTC	2011	

RECORD BOOK

SEASON INDIVIDUAL PITCHING

ERA

(1.0 inning per team game)

ERA	ER/Inn.	Name, school	Year	
1.	0.88	26/206.0	Chrissy Hacker, FUR	2000
2.	0.94	21/155.2	Talya Trudell, UTC	2001
3.	1.00	30/209.2	Rachel Stern, COFC	2003
4.	1.07	31/202.2	Beth Alexander, UTC	2002
5.	1.10	37/171.1	Talya Trudell, UTC	1999
6.	1.13	23/135.0	Kenzie Kohler, COFC	2000
7.	1.17	28/167.0	Chrissy Hacker, FUR	2001
8.	1.19	23/135.0	Connie Ness, UTC	2000
9.	1.22	33/189.0	J.D. Staton, UTC	1997
10.	1.24	40/226.0	Aimee Littlejohn, GSU	2000

INNINGS PITCHED

No.	Name, school	Year	
1.	333.0	Lacey Swarthout, UTC	2004
2.	291.1	Cristy Waring, MAR	1997
3.	283.1	Rachel Stern, COFC	2005
4.	279.2	April Miller, UTC	1995
5.	269.2	Cristy Waring, MAR	1996
6.	265.1	Lacey Swarthout, UTC	2005
7.	264.2	Ashley Frizzell, UTC	2006
8.	263.2	Rachel Henley, FUR	2004
9.	259.1	Awbrey Winckler, UTC	2003
10.	259.0	Lindsey Bert, FUR	2018

STRIKEOUTS

No.	Inn.	Name, school	Year	
1.	353	259.0	Lindsey Bert, FUR	2018
2.	331	333.0	Lacey Swarthout, UTC	2004
3.	289	228.2	Brooke Loudermilk, UTC	2007
4.	288	215.2	Sarah Purvis	2014
5.	282	265.1	Lacey Swarthout, UTC	2005
6.	249	208.2	Sarah Purvis, GSU	2012
7.	245	252.2	Lana Mackey, FUR	2008
8.	242	194.1	Brooke Loudermilk, UTC	2008
9.	238	183.1	Lana Mackey, FUR	2010
10.	224	259.1	Awbrey Winckler, UTC	2003
	224	178.2	Brooke Loudermilk, UTC	2010

WINS

W-L	Name, school	Year	
1.	32-11	Rachael Stern, COFC	2005
2.	30-11	Lacey Swarthout, UTC	2005
3.	28-18	Lacey Swarthout, UTC	2004
	28-9	Lindsey Bert, FUR	2018
4.	27-19	April Miller, UTC	1995
5.	26-5	Rachael Stern, COFC	2003
	26-10	Kirsten Stevens, MER	2015
7.	25-7	Beth Alexander, UTC	2002
	25-13	Christine Hornak, UNCG	1998
9.	24-8	Beth Alexander, UTC	2001
	24-9	Taylor Deason, UTC	2012
11.	23-10	Mollie Hanson, SAM	2014
	23-10	Mollie Hanson, SAM	2016

SAVES

No.	Name, school	Year	
1.	11	Kandice Irwin, UTC	2010
2.	9	Stella Preston, MER	2017
3.	8	Maureen Flynn, UNCG	2002
	8	Kandice Irwin, UTC	2011
	8	Taylor Sigmon, WCU	2016
6.	7	Amy Robertson, UTC	1998
7.	6	Lacey Swarthout, UTC	2004
	6	Lauren Collier, FUR	2014
	6	Taylor Sigmon, WCU	2015
10.	5	Beth Alexander, UTC	2001
	5	Jennifer Lamb, ELON	2004
	5	Brooke Loudermilk, UTC	2008
	5	Brianna Streetmon, GSU	2010
	5	Meaghan Houston, FUR	2013
	5	Taylor Sigmon, WCU	2014

SHUTOUTS

No.	Name, school	Year	
1.	14	Lindsey Bert, FUR	2018
1.	12	Amy Robertson, UTC	1998
2.	11	Beth Alexander, UTC	2002
	11	Rachael Stern, COFC	2003
	11	Lacey Swarthout, UTC	2005
5.	10	Amy Jakubowski, FUR	1995
	10	April Miller, UTC	1995
	10	Cristy Waring, MAR	1996
	10	Talya Trudell, UTC	1999
	10	Chrissy Hacker, FUR	2000
	10	Beth Alexander, UTC	2001
	10	Lacey Swarthout, UTC	2004

COMPLETE GAMES

No.	Name, school	Year	
1.	41	Lacey Swarthout, UTC	2004
2.	36	Rachael Stern, COFC	2005
3.	35	Amy Jakubowski, FUR	1995
	35	Cristy Waring, MAR	1996
5.	34	Lacey Swarthout, COFC	2005
	34	Lindsey Bert, FUR	2018
6.	30	April Miller, UTC	1995
	30	Lindsey Bert, FUR	2015
	30	Kirsten Stevens, MER	2015
9.	29	Awbrey Winkler, UTC	2003
10.	28	Rachael Stern, COFC	2003
	28	Rachel Henley, FUR	2005
	28	Lana Mackey, FUR	2008
	28	Sarah Purvis, GSU	2014

OPPONENTS BATTING AVERAGE

Avg.	Name, school	Year	
1.	.152	Stephanie Bryden, UNCG	2018
2.	.159	Beth Alexander, UTC	1999
3.	.165	Chrissy Hacker, FUR	2000
4.	.167	Sarah Purvis, GSU	2012
5.	.172	Connie Ness, UTC	2000
6.	.175	Beth Alexander, UTC	2002
7.	.177	Brooke Loudermilk, UTC	2010
8.	.178	Sarah Purvis, GSU	2014
9.	.180	Beth Alexander, UTC	2001
10.	.182	Chrissy Hacker, FUR	2001
11.	.186	Talya Trudell, UTC	1999
	.186	Sarah Purvis, GSU	2013

RECORD BOOK

YEARLY LEADERS - INDIVIDUAL BATTING

INDIVIDUAL BATTING

Batting average

(min. 75% of team games, 2.0 at bats/game)

Year	Name, school	Avg.
1994	Cathy Frohnheiser, FUR	.405
1995	Sheri Russo, GSU	.377
1996	Jessica Brown, UTC	.415
1997	Julie Glasser, FUR	.435
1998	Mandi Green, UTC	.400
1999	Allison DeVries, UTC	.438
2000	Leigh Irwin, UNCG	.332
2001	Angela Brewer, UTC	.383
2002	Melissa Ramirez, UTC	.396
2003	LaKerah Barr, FUR	.395
2004	Amanda Cone, COFC	.416
2005	Dani Concepcion, Elon	.368
2006	Lindsay Glover, APP	.418
2007	Jennifer Goldenm, COFC	.408
2008	Katie Boyd, APP	.386
2009	Katie Boyd, APP	.386
2010	Nina Iduate, GSU	.450
2011	Vivian Morimoto, UTC	.402
2012	Sara Poteat, UTC	.438
2013	Tomeka Watson, Elon	.419
2014	Katelyn Bedwell, UNCG	.401
2015	Megan Dowdy, SAM	.437
2016	Taylor Miller, MER	.414
2017	Shelby Maze, SAM	.423
2018	Shelby Maze, SAM	.399

Hits

Year	Name, school	Hits
1994	Cathy Frohnheiser, FUR	66
1995	Julie Glasser, FUR	69
1996	Julie Glasser, FUR	71
1997	Julie Glasser, FUR	70
1998	Allison DeVries, UTC	68
	Keri Meigs, UTC	68
1999	Allison DeVries, UTC	81
2000	Leigh Irwin, UNCG	71
2001	Angela Brewer, UTC	75
2002	Melissa Ramirez, UTC	74
2003	Melissa Ramirez, UTC	77
2004	Amanda Cone, COFC	84
2005	Dani Concepcion, Elon	74
2006	Shanita Black, GSU	102
2007	Paige Goss, Elon	73
	Jennifer Golden, COFC	73
2008	Tara Tembey, UTC	75
	Nina Iduate, GSU	75
2009	Lyndsey Stiles, UTC	58
2010	Nina Iduate, GSU	85
2011	Lyndsey Stiles, UTC	70
	Michelle Fuzzard, UTC	70
2012	Marie Fogle, GSU	73
2013	Tomeka Watson, Elon	65
2014	Katelyn Bedwell, UNCG	73
2015	Megan Dowdy, SAM	86
2016	Megan Dowdy, SAM	82
2017	Shelby Maze, SAM	90
2018	Shelby Maze, SAM	71

Runs

Year	Name, school	Runs
1994	Julie Glasser, FUR	35
1995	Jenny Swanson, UTC	39
1996	Julie Glasser, FUR	43
1997	Incomplete data	
1998	Keri Meigs, UTC	44
	Denise Posey, UTC	44
1999	Keri Meigs, UTC	53
2000	Leigh Irwin, UNCG	37
2001	Leah Tucker, UTC	45
2002	Melissa Ramirez, UTC	49
2003	Jennifer Hubbard, UNCG	51
2004	Amanda Cone, COFC	66

2005	Leshe' Russell, COFC	55
2006	Shanita Black, GSU	65
2007	Amber Shifflett, COFC	51
2008	Nina Iduate, GSU	41
	Aubrey Thweatt, GSU	41
2009	Katie Boyd, APP	46
2010	Tomeka Watson, Elon	47
	Emerald Graham, Elon	47
2011	Lyndsey Stiles, UTC	63
2012	Cheyenne Willis, UTC	52
	Michelle Fuzzard, UTC	52
2013	Lindsay Thomas, UNCG	49
2014	Lindsay Thomas, UNCG	57
2015	Meghan Rud, MER	50
2016	Lindsay Thomas, UNCG	53
2017	Meghan Rud, MER	43
2018	Marisa Sholtes, UNCG	49
	Jasmine Palmer, UNCG	49

RBIs

Year	Name, school	RBIs
1994	Cathy Frohnheiser, FUR	36
1995	Jeanne Noble, MAR	43
1996	Jessica Brown, UTC	46
1997	Julie Glasser, FUR	40
1998	Allison DeVries, UTC	40
1999	Allison DeVries, UTC	48
2000	Penny Thompson, UNCG	34
2001	Angela Brewer, UTC	55
2002	Jill Crawford, UTC	53
2003	Amanda Cone, COFC	53
2004	Amanda Cone, COFC	64
2005	Renee Francis, COFC	55
2006	Ashley Adams, WCU	61
2007	Jennifer Golden, COFC	64
2008	Jenny Side, GSU	55
2009	Amanda Hall, GSU	45
	Katie Boyd, APP	45
2010	Megen Smith, GSU	47
2011	Michelle Fuzzard, UTC	74
2012	Michelle Fuzzard, UTC	63
2013	Katelyn Bedwell, UNCG	52
2014	Katelyn Bedwell, UNCG	66
2015	Riley Carter, MER	61
2016	Crystal Cyr, WCU	50
2017	Quirisa Mauga, MER	44
2018	Marisa Sholtes, UNCG	54

Home runs

Year	Name, school	HRs
1994	Cathy Frohnheiser, FUR	7
1995	Jeanne Noble, MAR	8
	Julie Glasser, FUR	8
1996	Jessica Brown, UTC	11
1997	Jessica Brown, UTC	8
1998	Kami Tucker, UTC	8
1999	Megan Luring, UTC	9
2000	Jacklyn Mariner, COFC	5
	Kay Brittain, FUR	5
2001	Angela Brewer, UTC	14
2002	Amanda Cone, COFC	13
	Penny Thompson, UNCG	13
2003	Melissa Ramirez, UTC	12
2004	Amanda Cone, COFC	17
2005	Jayne Durand, COFC	12
2006	Ashley Adams, WCU	21
2007	Jennifer Golden, COFC	17
2008	Jenny Side, GSU	14
2009	Katie Boyd, APP	17
2010	Megen Smith, GSU	18
2011	Tiffany Baker, UTC	18
2012	Erin Foster, WCU	18
2013	Lindsay Thomas, UNCG	17
2014	Katelyn Bedwell, UNCG	17
2015	Nicole Osterman, UTC	12

2016	Kelsey Smith, ETSU	12
	Lindsay Thomas, UNCG	16
	Crystal Cyr, WCU	16
2017	Danielle Knoetze, ETSU	11
2018	Marisa Sholtes, UNCG	16
	Caroline Taylor, UNCG	16

Doubles

Year	Name, school	2Bs
1994	Cathy Frohnheiser, FUR	18
1995	Heather Michaelis, MAR	12
	Amy Jakubowski, FUR	12
	Aime Mitchell	12
1996	Julie Glasser, FUR	20
1997	Julie Glasser, FUR	17
1998	Megan Luring, UTC	25
1999	Allison DeVries, UTC	24
2000	Chrissy Bennett, UNCW	13
2001	Angela Brewer, UTC	16
2002	Stacie Cooper, GSU	15
	Kim Benningfield, UNCG	15
2003	Melissa Ramirez, UTC	20
2004	Amanda Cone, COFC	20
2005	Dani Concepcion, Elon	20
2006	Heather Smith, GSU	14
2007	Debbie Ziegler, Elon	18
2008	Michelle Fuzzard, UTC	14
	Shannon Howard, CofC	14
2009	Sam Russo, GSU	16
2010	Kristie Shifflett, CofC	16
2011	Carleigh Nester, Elon	16
2012	Vivian Morimoto, UTC	20
2013	Allie Cashion, APP	18
2014	Katelyn Bedwell, UNCG	17
	Lindsay Thomas, UNCG	17
2015	Sam Taylor, UTC	15
2016	Megan Dowdy, SAM	24
2017	Tiffany Laughren, ETSU	18
2018	Marisa Sholtes, UNCG	16

Triples

Year	Name, school	3Bs
1994	Cathy Frohnheiser, FUR	8
1995	April Miller, UTC	9
1996	Julie Glasser, FUR	5
	Jessica Brown, UTC	5
1997	Jennifer Miller, GSU	3
	Brandy Barber, UTC	3
	Julie Glasser, FUR	3
1998	Kay Brittain, FUR	4
	Jaclyn Kaylor, GSU	4
1999	Keri Meigs, UTC	5
	Leah Tucker, UTC	5
2000	Leah Tucker, UTC	7
2001	Leah Tucker, UTC	6
2002	Jill Crawford, UTC	4
2003	Jennifer Hubbard, UNCG	6
2004	Teri Herbert, UTC	8
2005	Janine Sprague, ETSU	6
	Shonrda Schlichenmayer, COFC	6
	Tara Tembey, UTC	6
2006	Shanita Black, GSU	8
2007	Tara Tembey, UTC	6
2008	Brittany Small, CofC	6
2009	Amanda Hall, GSU	4
2010	Amber Shifflett, CofC	5
2011	Lizzy Vaughn, CofC	5
	Lyndsey Stiles, UTC	5
2012	Cheyenne Willis, UTC	4
2013	Sara Poteat, UTC	6
2014	Tatiana Alcalá, UNCG	4
	Karley Harkey, WCU	4
2015	Taylor Miller, MER	7
2016	Meghan Rud	4
	Callie Brister, SAM	
	Megan Dowdy, SAM	4

RECORD BOOK

YEARLY LEADERS - INDIVIDUAL BATTING/PITCHING

2017	Shelby Maze, SAM	5	2006	Ashley Adams, WCU	124	1996	Vanessa Fawcett, GSU	1.26
2018	Caroline Cash, FUR	6	2007	Jennifer Golden, COFC	135	1997	JD Staton, UTC	1.22
Bases on balls			2008	Tara Tembey, UTC	113	1998	Amy Robertson, UTC	1.53
Year	Name, school	BBs	2009	Jenny Side, GSU	113	1999	Talya Trudell, UTC	1.23
1994	Julie Glasser, FUR	23	2010	Katie Boyd, APP	116	2000	Chrissy Hacker, FUR	0.88
1995	Heather Michaelis, MAR	35	2011	Megan Smith, GSU	119	2001	Talya Trudell, UTC	0.94
1996	Stacey Soltis, FUR	28	2012	Tiffany Baker, UTC	129	2002	Beth Alexander, UTC	1.07
1997	Incomplete data		2013	Erin Foster, WCU	137	2003	Rachael Stern, COFC	1.00
1998	Judy Baker, UNCG	27	2014	Lindsay Thomas, UNCG	127	2004	Rachael Stern, COFC	1.44
1999	Megan Luring, UTC	31	2015	Katelyn Bedwell, UNCG	143	2005	Rachael Stern, COFC	1.83
2000	Angela Brewer, UTC	30	2016	Riley Carter, MER	116	2006	Melissa Laliberte, GSU	1.90
2001	Angela Brewer, UTC	31	2017	Lindsay Thomas, UNCG	142	2007	Brooke Loudermilk, UTC	2.30
2002	Jada Pescatore, UTC	26	2018	Danielle Knoetze, ETSU	112	2008	Brooke Loudermilk, UTC	1.87
2003	Jennifer Reed, UTC	26		Marisa Sholtes, UNCG	127	2009	Brooke Loudermilk, UTC	1.92
	Sam Steiner, GSU	26	On-base percentage			2010	Kandice Irwin, UTC	1.47
2004	Leslie Barron, UTC	59	Year	Name, school	OB %	2011	Hannah Dow, APP	1.81
2005	Kelly Allen, UNCG	33	1994	Heather Michaelis, MAR	.442	2012	Sarah Purvis, GSU	1.54
2006	Allyson McCubbins, WCU	49	1995	Sheri Russo, GSU	.477	2013	Mollie Hanson, SAM	1.76
2007	Savannah Filley, WCU	36	1996	Julie Glasser, FUR	.468	2014	Mollie Hanson, SAM	1.44
2008	Robyne Siliga, GSU	38	1997	Incomplete data		2015	Jordan Garrett, WCU	2.26
2009	Katie Boyd, APP	64	1998	Allison DeVries, UTC	.465	2016	Emily Demonte, FUR	2.39
2010	Katie Boyd, APP	44	1999	Allison DeVries, UTC	.500	2017	Lindsey Bert, FUR	2.10
2011	Katie Boyd, APP	37	2000	Angela Brewer, UTC	.379	2018	Stephanie Bryden, UNCG	1.49
2012	Mackenzie Williams, GSU	47	2001	Angela Brewer, UTC	.468	Wins		
2013	Lindsay Thomas, UNCG	35	2002	Melissa Ramirez, UTC	.469	Year	Name, school	Wins
	Kourtney Thomas, GSU	35	2003	Amanda Cone, COFC	.475	1994	Kim Currier, FUR	20
2014	Kourtney Thomas, GSU	39	2004	Amanda Cone, COFC	.508	1995	April Miller, UTC	27
2015	Meghan Rud, MER	34	2005	Danielle Concepcion, Elon	.450	1996	Cristy Waring, MAR	22
2016	Caitlin Bice, SAM	40	2006	Lindsay Glover, APP	.483	1997	Cristy Waring, MAR	22
2017	Mykeah Johnson, ETSU	41	2007	Jennifer Golden, COFC	.495	1998	Christine Hornak, UNCG	25
2018	Marisa Sholtes, UNCG	33	2008	Robyne Siliga, GSU	.500	1999	Talya Trudell, UTC	21
Stolen bases			2009	Katie Boyd, APP	.590	2000	Chrissy Hacker, FUR	17
Year	Name, school	SBs	2010	Kristie Shifflett, CofC	.522	2001	Beth Alexander, UTC	24
1994	Carrie Hinkle, MAR	16	2011	Vivian Morimoto, UTC	.500	2002	Beth Alexander, UTC	25
1995	Stefanie Cook, MAR	23	2012	Michelle Fuzzard, UTC	.543	2003	Rachel Stern, COFC	26
1996	Carrie Hinkle, MAR	22	2013	Tomeka Watson, Elon	.511	2004	Lacey Swarthout, UTC	28
1997	Ashley Flemming, GSU	24	2014	Nicole Thomas, UNCG	.489	2005	Rachael Stern, COFC	32
1998	Jennifer Harris, GSU	18	2015	Nicole Thomas, UNCG	.483	2006	Mendy McKenzie, WCU	22
1999	Jaclyn Kaylor, GSU	28	2016	Lindsay Thomas, UNCG	.480	2007	Brooke Loudermilk, UTC	22
2000	Leigh Irwin, UNCG	36	2017	Jasmine Palmer, UNCG	.511	2008	Melissa Laliberte, GSU	19
2001	Leigh Irwin, UNCG	39	2018	Marisa Sholtes, UNCG	.481	2009	Brianna Streetmon, GSU	17
2002	Kim Benningfield, UNCG	22	Slugging percentage			2010	Brianna Streetmon, GSU	19
	Brooke Flowers, COFC	22	Year	Name, school	SLUG %	2011	Michelle Fuzzard, UTC	18
2003	Candice Shelton, APP	23	1994	Cathy Frohnheiser, FUR	.742	2012	Taylor Deason, UTC	24
2004	LaKerah Barr, FUR	35	1995	Julie Glasser, FUR	.641	2013	Hope Klicker, CofC	20
2005	Danielle Spetar, ETSU	28	1996	Jessica Brown, UTC	.792		Alissa Schoelkopf, APP	20
2006	Shanita Black, GSU	44	1997	Jessica Brown, UTC	.705	2014	Mollie Hanson, SAM	23
2007	Mary Greenway, UNCG	41	1998	Megan Luring, UTC	.655	2015	Kirsten Stevens, MER	26
2008	Mary Greenway, UNCG	49	1999	Allison DeVries, UTC	.731	2016	Mollie Hanson, SAM	23
2009	Sarah Rappe, APP	29	2000	Jacklyn Mariner, COFC	.447	2017	Lindsey Bert, FUR	18
2010	Sarah Rappe, APP	29	2001	Angela Brewer, UTC	.679		Alicia Bazonski, UNCG	18
2011	Lyndsey Stiles, UTC	35	2002	Jill Crawford, UTC	.678	2018	Lindsey Bert, FUR	28
2012	Tomeka Watson, Elon	37	2003	Jennifer Hubbard, UNCG	.695	Strikeouts		
2013	Tomeka Watson, Elon	25	2004	Amanda Cone, COFC	.767	Year	Name, school	Ks
2014	Megan Dowdy, SAM	22	2005	Kelly Allen, UNCG	.564	1994	Kim Currier, FUR	201
2015	Meghan Rud, MER	31	2006	Ashley Adams, WCU	.685	1995	Amy Jakubowski, FUR	180
2016	Taylor Miller, MER	26	2007	Jennifer Golden, COFC	.754	1996	Cristy Waring, MAR	197
2017	Meghan Rud, MER	38	2008	Katie Boyd, APP	.682	1997	Cristy Waring, MAR	197
2018	Lauren Duggar, FUR	31	2009	Katie Boyd, APP	.879	1998	Chrissy Hacker, FUR	137
Total bases			2010	Megan Smith, GSU	.696		Christine Hornak, UNCG	137
Year	Name, school	TBs	2011	Tiffany Baker, UTC	.754	1999	Beth Alexander, UTC	230
1994	Cathy Frohnheiser, FUR	121	2012	Michelle Fuzzard, UTC	.846	2000	Aimee Littlejohn, GSU	144
1995	Julie Glasser, FUR	118	2013	Tomeka Watson, Elon	.768	2001	Beth Alexander, UTC	222
1996	Julie Glasser, FUR	128	2014	Katelyn Bedwell, UNCG	.786	2002	Beth Alexander, UTC	197
1997	Julie Glasser, FUR	108	2015	Sarah Beth Roberts, UTC	.690	2003	Awbrey Winckler, UTC	224
1998	Lara Long, UNCG	105	2016	Lindsay Thomas, UNCG	.811	2004	Lacey Swarthout, UTC	331
1999	Allison DeVries, UTC	135	2017	Danielle Knoetze, ETSU	.629	2005	Lacey Swarthout, UTC	282
2000	Leah Tucker, UTC	97	2018	Marisa Sholtes, UNCG	.730	2006	Ashley Frizzell, UTC	213
2001	Angela Brewer, UTC	133	INDIVIDUAL PITCHING			2007	Brooke Loudermilk, UTC	289
2002	Jill Crawford, UTC	122	ERA		ERA	2008	Lana Mackey, FUR	245
2003	Melissa Ramirez, UTC	133	(Min. 1.0 IP/Team Game)			2009	Lana Mackey, FUR	171
2004	Amanda Cone, COFC	155	Year	Name, school	ERA	2010	Lana Mackey, FUR	238
2005	Leshe' Russell, COFC	118	1994	April Miller, UTC	1.82	2011	Allie Miles, GSU	170
			1995	Amy Jakubowski, FUR	1.38	2012	Sarah Purvis, GSU	249

RECORD BOOK

YEARLY LEADERS - INDIVIDUAL PITCHING/TEAM BATTING

2013	Jordan Garrett, WCU	223	2017	Lindsey Bert, FUR	9	2013	Taylor Deason, UTC	44
2014	Sarah Purvis, GSU	288	2018	Lindsey Bert, FUR	14	2014	Raeanne Hanks, UNCG	45
2015	Kirsten Stevens, MER	221				2015	Jordan Garrett, WCU	41
2016	Taylor Sigmon, WCU	202	Opp. batting average			2016	Taylor Sigmon, WCU	49
2017	Lindsey Bert, FUR	197	Year Name, school	Avg.		2017	Alicia Bazonski, UNCG	40
2018	Lindsey Bert, FUR	353	1994	April Miller, UTC	.200		Grey Adams, SAM	40
			1995	Amy Jakubowski, FUR	.191	2018	Lindsey Bert, FUR	43
			1996	Cristy Waring, MAR	.181			
			1997	Incomplete data		Games started		
Saves			1998	Amy Robertson, UTC	.204	Year Name, school	GS	
Year	Name, school	Saves	1999	Beth Alexander, UTC	.159	1994	Kim Currier, FUR	28
1994	Kim Currier, FUR	2	2000	Chrissy Hacker, FUR	.165		Amy Jakubowski, FUR	28
	Carrie Collins, GSU	2	2001	Beth Alexander, UTC	.180	1995	April Miller, UTC	46
1995	Cristy Waring, MAR	3	2002	Beth Alexander, UTC	.175	1996	Cristy Waring, MAR	38
1996	Cristy Waring, MAR	2	2003	Amber Watson, UNCG	.189	1997	Incomplete data	
	Vanessa Fawcett, GSU	2	2004	Megan Borggaard, Elon	.188	1998	Talya Trudell, UTC	31
1997	Ashley Rayl, FUR	2	2005	Lacey Swarthout, UTC	.203	1999	Aimee Littlejohn, GSU	35
	JD Staton, UTC	2	2006	Logan Free, GSU	.199	2000	Aimee Littlejohn, GSU	29
	Cristy Waring, MAR	2	2007	Brooke Loudermilk, UTC	.199	2001	Beth Alexander, UTC	35
1998	Amy Robertson, UTC	7	2008	Brooke Loudermilk, UTC	.189	2002	Beth Alexander, UTC	29
1999	Corianne Rogalsky, UTC	4	2009	Brooke Loudermilk, UTC	.204	2003	Awbrey Winckler, UTC	34
2000	Missy Baldwin, FUR	4	2010	Brooke Loudermilk, UTC	.177	2004	Lacey Swarthout, UTC	52
	Talya Trudell, UTC	4	2011	Nikki Waters, UTC	.209	2005	Rachael Stern, COFC	53
2001	Beth Alexander, UTC	5	2012	Sarah Purvis, GSU	.167	2006	Ashley Frizzell, UTC	39
2002	Maureen Flynn, UNCG	8	2013	Sarah Purvis, GSU	.186	2007	Mendy McKenzie, WCU	32
2003	Tiffany McVay, ETSU	4	2014	Sarah Purvis, GSU	.178		Terri Mesko, COFC	32
2004	Lacey Swarthout, UTC	6	2015	Jordan Garrett, WCU	.234		Ashley Frizzell, UTC	32
2005	Rachael Stern, COFC	3	2016	Mollie Hanson, SAM	.234	2008	Terri Mesko, CofC	36
	Logan Free, GSU	3	2017	Stella Preston, MER	.201	2009	Kayla Richardson, APP	29
	Brittany Lehrschall, ETSU	3	2018	Stephanie Bryden, UNCG	.152		Brianna Streetmon, GSU	29
2006	Teri Fister, APP	4	Innings pitched			2010	Brianna Streetmon, GSU	35
2007	Terri Mesko, COFC	2	Year Name, school	IP		2011	Kayla Suskauer, FUR	32
	Yancy Moose, APP	2	1994	Kim Currier, FUR	189.2		Alexa Datko, COFC	32
	A.J. Street, GSU	2	1995	April Miller, UTC	279.2	2012	Stephanie Saylor, CofC	34
	Brooke Loudermilk, UTC	2	1996	Cristy Waring, MAR	269.2	2013	Sarah Purvis, GSU	33
2008	Brooke Loudermilk, UTC	5	1997	Cristy Waring, MAR	291.1	2014	Raeanne Hanks, UNCG	35
2009	Megen Smith, GSU	4	1998	Christine Hornak, UNCG	220.1	2015	Jordan Garrett, WCU	40
2010	Kandice Irwin, UTC	11	1999	Aimee Littlejohn, GSU	222.1	2016	Lindsey Bert, FUR	34
2011	Kandice Irwin, UTC	8	2000	Aimee Littlejohn, GSU	226.0	2017	Alicia Bazonski, UNCG	34
2012	Erica Navarette, UNCG	4	2001	Beth Alexander, UTC	220.1	2018	Lindsey Bert, FUR	38
	Amber Steinhart, WCU	4	2002	Beth Alexander, UTC	202.2	Complete games		
	Lakyn Shull, FUR	4	2003	Awbrey Winckler, UTC	259.1	Year Name, school	CG	
2013	Meaghan Houston, FUR	5	2004	Lacey Swarthout, UTC	333.0	1994	Kim Currier, FUR	27
2014	Lauren Collier, FUR	6	2005	Rachael Stern, COFC	283.1	1995	Amy Jakubowski, FUR	34
2015	Taylor Sigmon, WCU	6	2006	Ashley Frizzell, UTC	264.2	1996	Cristy Waring, MAR	35
2016	Taylor Sigmon, WCU	8	2007	Brooke Loudermilk, UTC	228.2	1997	Incomplete data	
2017	Stella Preston, MER	9	2008	Lana Mackey, FUR	252.2	1998	Christine Hornak, UNCG	29
2018	Lindsey Bert, FUR		2009	Kayla Richardson, APP	204.1	1999	Aimee Littlejohn, GSU	27
			2010	Brianna Streetmon, GSU	224.0	2000	Aimee Littlejohn, GSU	25
Shutouts			2011	Kayla Suskauer, FUR	205.0	2001	Tiffany Vandergriff, ETSU	25
Year	Name, school	ShO	2012	Sarah Purvis, GSU	208.2	2002	Beth Alexander, UTC	22
1994	Kim Currier, FUR	8	2013	Sarah Purvis, GSU	218.0	2003	Awbrey Winckler, UTC	30
1995	April Miller, UTC	10	2014	Sarah Purvis, GSU	215.2	2004	Lacey Swarthout, UTC	41
	Amy Jakubowski, FUR	10	2015	Lindsey Bert, FUR	250.0	2005	Rachael Stern, COFC	36
1996	Cristy Waring, MAR	10	2016	Lindsey Bert, FUR	224.0	2006	Ashley Frizzell, UTC	25
1997	Incomplete data		2017	Alicia Bazonski, UNCG	204.1	2007	Brooke Loudermilk, UTC	25
1998	Amy Robertson, UTC	12	2018	Lindsey Bert, FUR	259.0	2008	Lana Mackey, FUR	28
1999	Talya Trudell, UTC	10	Appearances			2009	Kayla Richardson, APP	23
2000	Chrissy Hacker, FUR	10	Year Name, school	App		2010	Brianna Streetmon, GSU	23
2001	Beth Alexander, UTC	10	1998	Christine Hornak, UNCG	42	2011	Kayla Suskauer, FUR	20
2002	Beth Alexander, UTC	11	1999	Kenzie Kohler, COFC	43	2012	Sarah Purvis, GSU	20
2003	Rachel Stern, COFC	11	2000	Amy Poole, UNCG	38	2013	Sarah Purvis, GSU	20
2004	Lacey Swarthout, UTC	10	2001	Beth Alexander, UTC	47	2014	Sarah Purvis, GSU	28
2005	Lacey Swarthout, UTC	11	2002	Beth Alexander, UTC	39	2015	Lindsey Bert, FUR	30
2006	Melissa Laliberte, GSU	8	2003	Awbrey Winckler, UTC	46		Kirsten Stevens, MER	30
2007	Brooke Loudermilk, UTC	8	2004	Lacey Swarthout, UTC	61	2016	Mollie Hanson, SAM	26
2008	Terri Mesko, CofC	6	2005	Rachael Stern, COFC	53	2017	Lindsey Bert, FUR	24
	Lana Mackey, FUR	6	2006	Ashley Frizzell, UTC	51	2018	Lindsey Bert, FUR	34
	Amber Harrell, UNCG	6	2007	Brooke Loudermilk, UTC	42			
2009	Brianna Streetmon, GSU	5	2008	Lana Mackey, FUR	45	TEAM BATTING		
2010	Brianna Streetmon, GSU	5	2009	Brianna Streetmon, GSU	40	Batting average		
2011	Alexa Datko, COFC	9	2010	Brianna Streetmon, GSU	43	Year School	Avg.	
2012	Stephanie Saylor, CofC	10	2011	Cory Mattson, UNCG	40	1994	Marshall	.275
2013	Sarah Purvis, GSU	9	2012	Jordan Garrett, WCU	46	1995	Chattanooga	.288
2014	Sarah Purvis, GSU	10				1996	Chattanooga	.308
2015	Kirsten Stevens, MER	9						
2016	Alicia Bazonski, UNCG	5						
	Mollie Hanson, SAM	5						

RECORD BOOK

YEARLY LEADERS - TEAM HITTING/PITCHING

1997	Chattanooga	.308	2016	Samford	337	2007	Elon	74
1998	Chattanooga	.361	2017	UNCG	267	2008	College of Charleston	70
1999	Chattanooga	.302	2018	UNCG	320	2009	Georgia Southern	81
2000	UNCG	.260				2010	College of Charleston	74
2001	Chattanooga	.281	RBIs			2011	College of Charleston	79
2002	Chattanooga	.292	Year	School	RBIs	2012	Chattanooga	106
2003	College of Charleston	.303	1994	Furman	150	2013	UNCG	72
2004	College of Charleston	.309	1995	Chattanooga	187	2014	UNCG	86
2005	College of Charleston	.274	1996	Chattanooga	213	2015	Chattanooga	83
2006	College of Charleston	.283	1997	Incomplete data		2016	Furman	99
2007	College of Charleston	.300	1998	Chattanooga	310	2017	ETSU	80
2008	Georgia Southern	.292	1999	Chattanooga	281	2018	UNCG	84
2009	Georgia Southern	.293	2000	Chattanooga	202			
2010	Elon	.289	2001	Chattanooga	252	Triples		
2011	Chattanooga	.341	2002	Chattanooga	246	Year	School	3Bs
2012	Chattanooga	.347	2003	College of Charleston	264	1994	Chattanooga	22
2013	UNCG	.292	2004	College of Charleston	363	1995	Chattanooga	35
2014	UNCG	.312	2005	College of Charleston	345	1996	Furman	14
2015	UNCG	.324	2006	Western Carolina	293	1997	Incomplete data	
2016	Samford	.316	2007	College of Charleston	293	1998	Chattanooga	18
2017	ETSU	.285	2008	Georgia Southern	278	1999	Chattanooga	19
2018	Mercer	.285	2009	Georgia Southern	207	2000	Chattanooga	11
			2010	Elon	260	2001	Chattanooga	19
Hits			2011	Chattanooga	364	2002	Chattanooga	14
Year	School	Hits	2012	Chattanooga	347	2003	Georgia Southern	15
1994	Furman	378	2103	UNCG	253	2004	ETSU	20
1995	Furman	420	2014	UNCG	306	2005	Chattanooga	18
1996	Marshall	478	2015	Mercer	290	2006	Furman	15
1997	Chattanooga	424	2016	Samford	310	2007	College of Charleston	11
1998	Chattanooga	564	2017	UNCG	241		UNCG	11
1999	Chattanooga	528	2018	UNCG	298	2008	College of Charleston	20
2000	UNCG	460				2009	Georgia Southern	10
2001	Chattanooga	489	Home Runs				College of Charleston	10
2002	Chattanooga	452	Year	School	HRs	2010	College of Charleston	12
2003	Chattanooga	461	1994	Furman	12	2011	College of Charleston	17
2004	College of Charleston	552	1995	Marshall	15	2012	College of Charleston	13
2005	College of Charleston	516	1996	Chattanooga	25	2013	UNCG	10
2006	Furman	489	1997	Incomplete data		2014	Furman	9
2007	College of Charleston	468	1998	Chattanooga	20	2015	Mercer	17
2008	Georgia Southern	530	1999	Chattanooga	29	2016	Samford	14
2009	Georgia Southern	429	2000	Chattanooga	12	2017	Samford	12
2010	Elon	454	2001	Chattanooga	37	2018	Furman	10
2011	Chattanooga	528	2002	Chattanooga	31			
2012	Chattanooga	519	2003	UNCG	57	Bases on balls		
2013	UNCG	449	2004	College of Charleston	60	Year	School	BBs
2014	UNCG	483	2005	College of Charleston	63	1994	Furman	111
2015	Samford	487	2006	Western Carolina	81	1995	Georgia Southern	126
2016	Samford	523	2007	College of Charleston	51	1996	Marshall	139
2017	Samford	440	2008	Chattanooga	51	1997	Incomplete data	
2018	Chattanooga	417	2009	Appalachian State	36	1998	Chattanooga	166
				Georgia Southern	36	1999	Chattanooga	150
Runs			2010	Elon	47	2000	Chattanooga	170
Year	School	Runs	2011	Chattanooga	58	2001	Chattanooga	170
1994	Georgia Southern	192	2012	Chattanooga	66	2002	Chattanooga	151
1995	Chattanooga	230	2013	Elon	38	2003	Chattanooga	187
1996	Marshall	250	2014	UNCG	57	2004	Chattanooga	218
	Chattanooga	250	2015	Furman	54	2005	Chattanooga	226
1997	Chattanooga	311	2016	UNCG	61	2006	Western Carolina	236
1998	Chattanooga	361	2017	UNCG	61	2007	College of Charleston	208
1999	Chattanooga	330	2018	UNCG	58	2008	Chattanooga	172
2000	Chattanooga	230				2009	Appalachian State	184
2001	Chattanooga	296	Doubles			2010	College of Charleston	183
2002	Chattanooga	277	Year	School	2Bs	2011	Chattanooga	185
2003	College of Charleston	311	1994	Furman	52	2012	Georgia Southern	192
2004	College of Charleston	407	1995	Furman	66	2013	Georgia Southern	164
2005	College of Charleston	382	1996	Georgia Southern	76		UNCG	164
2006	Western Carolina	322	1997	Incomplete data		2014	Georgia Southern	196
2007	College of Charleston	310	1998	Chattanooga	95	2015	Mercer	190
2008	Georgia Southern	314	1999	Chattanooga	98	2016	Furman	191
2009	Appalachian State	238	2000	Chattanooga	71	2017	UNCG	185
2010	Elon	293	2001	Chattanooga	75	2018	UNCG	195
2011	Chattanooga	391	2002	UNCG	78			
2012	Chattanooga	375	2003	Chattanooga	90	Stolen bases		
2013	UNCG	290	2004	College of Charleston	112	Year	School	SBs
2014	UNCG	331	2005	College of Charleston	109	1994	Georgia Southern	81
2015	Mercer	325	2006	Georgia Southern	74	1995	Georgia Southern	57

RECORD BOOK

YEARLY LEADERS - TEAM PITCHING

1996	Marshall	49	2016	Samford	.498	1999	Georgia Southern	1.42
1997	Incomplete data		2017	UNCG	.449	2000	Furman	1.30
1998	Chattanooga	63	2018	UNCG	.447	2001	Chattanooga	1.24
1999	Georgia Southern	116	Sacrifice bunts			2002	Chattanooga	1.50
2000	UNCG	96	Year	School	S	2003	College of Charleston	1.43
2001	College of Charleston	98	1994	Furman	51	2004	Georgia Southern	1.78
2002	UNCG	82	1995	Chattanooga	52	2005	College of Charleston	2.08
2003	Appalachian State	87	1996	Furman	44	2006	Georgia Southern	2.72
2004	Appalachian State	136	1997	Incomplete data		2007	Chattanooga	2.47
2005	ETSU	93	1998	Chattanooga	53	2008	Georgia Southern	2.22
2006	Appalachian State	72	1999	Chattanooga	59	2009	Appalachian State	2.88
2007	Appalachian State	102	2000	College of Charleston	80	2010	Chattanooga	1.97
2008	UNCG	77	2001	College of Charleston	76	2011	College of Charleston	2.29
2009	Appalachian State	76	2002	Chattanooga	83	2012	Georgia Southern	1.68
2010	Appalachian State	98	2003	Chattanooga	90	2013	Furman	2.27
2011	College of Charleston	68	2004	Furman	94	2014	Chattanooga	1.99
2012	Elon	81	2005	Furman	65	2015	Chattanooga	2.92
2013	Elon	69	2006	Furman	72	2016	Samford	3.22
2014	Samford	60	2007	Chattanooga	55	2017	Furman	2.60
2015	Mercer	89	2008	Georgia Southern	79	2018	UNCG	2.06
2016	Mercer	76	2009	Furman	60	Wins		
2017	Mercer	110	2010	Samford	60	Year	School	Wins
2018	Furman	84	2011	Elon	47	1994	Furman	33
On-base percentage			2012	College of Charleston	62	1995	Furman	32
Year	School	OB %	2013	College of Charleston	77	1996	Marshall	38
1994	Marshall	.342	2014	College of Charleston	58	1997	Marshall	36
1995	Chattanooga	.339	2015	Georgia Southern	36	1998	Chattanooga	47
1996	Chattanooga	.359	2016	Western Carolina	35	1999	Chattanooga	48
1997	Incomplete data		2017	Chattanooga	42	2000	Chattanooga	47
1998	Chattanooga	.422	2018	Mercer	55	2001	Chattanooga	49
1999	Chattanooga	.361	2019	Chattanooga	56	2002	Chattanooga	44
2000	UNCG	.307	2020	UNCG	56	2003	College of Charleston	45
2001	Chattanooga	.354	Sacrifice flies			2004	Chattanooga	45
2002	Chattanooga	.364	Year	School	SF	2005	College of Charleston	53
2003	College of Charleston	.385	1994	Chattanooga	12	2006	Western Carolina	41
2004	College of Charleston	.393	1995	Chattanooga	14	2007	Chattanooga	35
2005	Chattanooga	.356	1996	Chattanooga	24	2008	Chattanooga	41
2006	Western Carolina	.381	1997	Incomplete data		2009	Georgia Southern	29
2007	College of Charleston	.396	1998	Chattanooga	22	2010	Chattanooga	39
2008	Elon	.360	1999	Chattanooga	17	2011	Chattanooga	44
2009	College of Charleston	.368	2000	Chattanooga	12	2012	Georgia Southern	42
2010	College of Charleston	.362	2001	Chattanooga	13	2013	UNCG	38
2011	Chattanooga	.422	2002	UNC Wilmington	13	2014	Samford	37
2012	Chattanooga	.414	2003	Chattanooga	8	2015	Mercer	37
2013	UNCG	.365	2004	UNCG	8	2016	Samford	40
2014	UNCG	.400	2005	College of Charleston	17	2017	Furman	31
2015	UNCG	.405	2006	College of Charleston	15	2018	UNCG	46
2016	Samford	.384	2007	Chattanooga	15	Strikeouts		
2017	UNCG	.374	2008	College of Charleston	14	Year	School	Ks
2018	UNCG	.376	2009	College of Charleston	14	1994	Furman	344
Slugging percentage			2010	College of Charleston	14	1995	Furman	239
Year	School	SLUG %	2011	College of Charleston	15	1996	Marshall	261
1994	Chattanooga	.360	2012	College of Charleston	18	1997	Incomplete data	
1995	Chattanooga	.405	2013	College of Charleston	12	1998	Furman	271
1996	Chattanooga	.431	2014	College of Charleston	12	1999	Chattanooga	467
1997	Incomplete data		2015	College of Charleston	13	2000	Chattanooga	404
1998	Chattanooga	.483	2016	College of Charleston	15	2001	Chattanooga	425
1999	Chattanooga	.430	2017	College of Charleston	24	2002	Chattanooga	386
2000	UNCG	.328	2018	Chattanooga	20	2003	Chattanooga	358
2001	Chattanooga	.409	2019	UNCG	16	2004	Chattanooga	405
2002	Chattanooga	.415	2020	UNCG	12	2005	Chattanooga	429
2003	UNCG	.461	2021	Chattanooga	18	2006	Chattanooga	377
2004	College of Charleston	.478	2022	Mercer	13	2007	Chattanooga	475
2005	College of Charleston	.446	2023	Western Carolina	13	2008	Chattanooga	441
2006	Western Carolina	.476	2024	Mercer	18	2009	Chattanooga	333
2007	College of Charleston	.456	2025	UNCG	15	2010	Chattanooga	409
2008	Chattanooga	.419	TEAM PITCHING			2011	Georgia Southern	335
2009	Georgia Southern	.435	ERA		ERA	2012	College of Charleston	335
2010	Elon	.430	Year	School		2013	Georgia Southern	393
2011	Chattanooga	.518	1994	Furman	1.98	2014	Georgia Southern	396
2012	Chattanooga	.564	1995	Chattanooga	1.84	2015	Georgia Southern	442
2013	UNCG	.422	1996	Marshall	1.68	2016	Western Carolina	351
2014	UNCG	.487	1997	Chattanooga	1.58	2017	Western Carolina	386
2015	UNCG	.470	1998	Chattanooga	1.82	2018	Furman	301
						2019	Furman	404

RECORD BOOK

YEARLY LEADERS - TEAM PITCHING

Saves			2003	College of Charleston	.217	Fewest hits allowed		
Year	School	Saves	Year	School	IP	Year	School	Hits
1994	Furman	2	2004	College of Charleston	.211	1994	Chattanooga	240
	Georgia Southern	2	2005	Chattanooga	.210	1995	Chattanooga	308
1995	Marshall	4	2006	Georgia Southern	.225	1996	Chattanooga	276
1996	Chattanooga	3	2007	Georgia Southern	.230	1997	Incomplete data	
1997	Incomplete data		2008	Chattanooga	.220	1998	Chattanooga	330
1998	Chattanooga	8	2009	Appalachian State	.245	1999	Chattanooga	272
1999	Chattanooga	7	2010	Chattanooga	.198	2000	College of Charleston	319
2000	Chattanooga	9	2011	College of Charleston	.232	2001	Chattanooga	296
2001	Chattanooga	9	2012	Georgia Southern	.194	2002	Chattanooga	260
2002	UNCG	9	2013	Georgia Southern	.228	2003	College of Charleston	294
2003	ETSU	5	2014	Georgia Southern	.200	2004	Georgia Southern	326
2004	Chattanooga	6	2015	Western Carolina	.258	2005	Chattanooga	334
2005	ETSU	5	2016	Samford	.250	2006	Georgia Southern	385
	Georgia Southern	5	2017	Furman	.236	2007	Georgia Southern	344
	College of Charleston	5	2018	UNCG	.213	2008	UNCG	335
2006	Appalachian State	6	Innings pitched			2009	Furman	322
2007	College of Charleston	4	Year	School		2010	Chattanooga	281
2008	Chattanooga	7	1994	Furman	377.1	2011	Chattanooga	331
2009	Chattanooga	6	1995	Furman	395.2	2012	Georgia Southern	289
2010	Chattanooga	12	1996	Marshall	417.0	2013	Samford	326
2011	Chattanooga	10	1997	Marshall	419.2	2014	Georgia Southern	279
2012	Western Carolina	8	1998	Chattanooga	404.2	2015	Chattanooga	343
2013	UNCG	7	1999	Georgia Southern	443.0	2016	ETSU	328
2014	Chattanooga	7	2000	Chattanooga	524.1	2017	Furman	323
	Furman	7	2001	Chattanooga	457.2	2018	Mercer	304
2015	Samford	6	2002	UNCG	445.1	Most hits allowed		
	Western Carolina	6	2003	Chattanooga	456.2	Year	School	Hits
2016	ETSU	11	2004	Chattanooga	469.2	1994	Furman	319
2017	ETSU	13	2005	College of Charleston	463.1	1995	Marshall	419
2018	Chattanooga	8	2006	Chattanooga	501.0	1996	Furman	579
			2007	Chattanooga	464.0	1997	Incomplete data	
Shutouts			2008	Georgia Southern	451.0	1998	Furman	451
Year	School	ShO	2009	UNCG	385.2	1999	UNCG	432
1994	Furman	13	2010	Elon	395.2	2000	UNC Wilmington	493
1995	Furman	14	2011	College of Charleston	397.2	2001	UNC Wilmington	477
1996	Georgia Southern	14	2012	Georgia Southern	412.0	2002	Appalachian State	449
	Marshall	14	2013	Georgia Southern	446.2	2003	Appalachian State	420
1997	Incomplete data		2014	Georgia Southern	379.0	2004	Furman	456
1998	Chattanooga	19	2015	Furman	395.2	2005	UNCG	461
1999	Chattanooga	22	2016	Furman	411.1	2006	Furman	542
2000	Chattanooga	23	2017	Samford	412.0	2007	Elon	487
2001	Chattanooga	27	2018	UNCG	401.2	2008	College of Charleston	469
2002	Chattanooga	20	Complete games			2009	Western Carolina	468
2003	College of Charleston	16	Year	School	CG	2010	Western Carolina	539
2004	Chattanooga	17	1994	Furman	52	2011	Western Carolina	491
	College of Charleston	17	1995	Furman	52	2012	Western Carolina	497
2005	Chattanooga	17	1996	Marshall	52	2013	Western Carolina	405
2006	Georgia Southern	12	1997	Incomplete data		2014	Elon	423
	Chattanooga	12	1998	Georgia Southern	43	2015	ETSU	434
2007	Chattanooga	13	1999	Georgia Southern	48	2016	Chattanooga	480
2008	Georgia Southern	13	2000	Furman	52	2017	Chattanooga	450
2009	Chattanooga	9	2001	Georgia Southern	37	2018	Samford	464
2010	Chattanooga	11	2002	ETSU	40	Fewest earned runs allowed		
2011	College of Charleston	15	2003	Chattanooga	45	Year	School	ER
2012	College of Charleston	15	2004	Chattanooga	49	1994	Marshall	82
	Georgia Southern	15	2005	College of Charleston	54	1995	Chattanooga	86
2013	College of Charleston	13	2006	Chattanooga	46	1996	Chattanooga	83
2014	Georgia Southern	13	2007	Chattanooga	44	1997	Chattanooga	74
2015	Mercer	11	2008	UNCG	42	1998	Chattanooga	105
2016	UNCG	10	2009	UNCG	37	1999	Georgia Southern	89
2017	Furman	12	2010	Georgia Southern	32	2000	College of Charleston	76
2018	Furman	16		UNCG	32	2001	Chattanooga	81
			2011	Furman	34	2002	Chattanooga	85
Opp. batting average			2012	Samford	31	2003	College of Charleston	75
Year	School	Avg.	2013	Georgia Southern	34	2004	Georgia Southern	103
1994	Furman	.222	2014	Georgia Southern	42	2005	Chattanooga	130
1995	Furman	.230	2015	Furman	40	2006	Elon	156
1996	Marshall	.205	2016	Furman	33	2007	Georgia Southern	154
1997	Incomplete data		2017	Furman	37	2008	UNCG	139
1998	Chattanooga	.237	2018	Furman	46	2009	Furman	143
1999	Chattanooga	.177				2010	Chattanooga	111
2000	Chattanooga	.203				2011	College of Charleston	130
2001	Chattanooga	.184						
2002	Chattanooga	.184						

RECORD BOOK

YEARLY LEADERS - TEAM PITCHING

2012	Georgia Southern	99
2013	Furman	116
2014	Georgia Southern	103
2015	Chattanooga	138
2016	ETSU	156
2017	Furman	132
2018	UNCG	118

Most earned runs allowed

Year	School	ER
1994	Furman	107
1995	Marshall	147
1996	Furman	233
1997	Georgia Southern	148
1998	Furman	157
1999	UNCG	165
2000	UNC Wilmington	164
2001	UNC Wilmington	213
2002	Appalachian State	195
2003	UNC Wilmington	189
2004	Furman	201
2005	Furman	217
2006	Furman	255
2007	Appalachian State	243
2008	Western Carolina	251
2009	Elon	236
2010	Western Carolina	311
2011	Samford	254
2012	Samford	254
2013	Elon	197
2014	Elon	213
2015	ETSU	246
2016	Mercer	238
2017	Chattanooga	251
2018	Samford	270

Fewest runs allowed

Year	School	R
1994	Marshall	140
1995	Chattanooga	137
1996	Chattanooga	126
1997	Chattanooga	131
1998	Chattanooga	143
1999	Chattanooga	123
2000	College of Charleston	135
2001	Chattanooga	116
2002	Chattanooga	112
2003	College of Charleston	116
2004	Georgia Southern	160
2005	Chattanooga	164
2006	College of Charleston	218
2007	Georgia Southern	180
2008	UNCG	178
2009	Furman	177
2010	Chattanooga	141
2011	Chattanooga	160
2012	Georgia Southern	126
2013	Furman	172
2014	Georgia Southern	138
2015	Chattanooga	192
2016	ETSU	196
2017	Furman	169
2018	UNCG	146

Most runs allowed

Year	School	R
1994	Furman	185
1995	Marshall	231
1996	Furman	328
1997	Furman	217
1998	Furman	241
	Georgia Southern	241
1999	College of Charleston	243
2000	UNC Wilmington	255
2001	UNC Wilmington	268
2002	ETSU	274
2003	UNC Wilmington	263

2004	Furman	270
2005	Furman	300
2006	Furman	308
2007	Appalachian State	293
2008	Western Carolina	316
2009	Western Carolina	292
2010	Western Carolina	393
2011	Samford	322
2012	Samford	318
2013	Western Carolina	269
2014	UNCG	278
2015	ETSU	306
2016	Mercer	296
2017	Chattanooga	325
2018	Samford	333

Fewest bases on balls

Year	School	BB
1994	Chattanooga	76
1995	Chattanooga	72
1996	Georgia Southern	80
1997	Incomplete data	
1998	Chattanooga	87
1999	Furman	97
2000	UNCG	94
2001	Appalachian State	67
2002	Furman	93
2003	College of Charleston	76
2004	Chattanooga	94
2005	ETSU	106
2006	Western Carolina	133
2007	UNCG	135
2008	Chattanooga	146
2009	Western Carolina	103
2010	Appalachian State	99
2011	Chattanooga	93
2012	College of Charleston	86
2013	College of Charleston	92
2014	Chattanooga	106
2015	Mercer	112
2016	ETSU	106
2017	Furman	132
2018	Furman	96

Most bases on balls

Year	School	BB
1994	Furman	86
1995	Marshall	119
1996	Furman	133
1997	Incomplete data	
1998	Georgia Southern	149
1999	College of Charleston	167
2000	Georgia Southern	142
2001	UNC Wilmington	157
2002	UNCG	153
2003	Furman	158
2004	Furman	197
2005	Furman	196
2006	Georgia Southern	244
2007	Georgia Southern	236
2008	Georgia Southern	199
2009	UNCG	221
2010	UNCG	189
2011	UNCG	245
2012	UNCG	211
2013	Appalachian State	188
2014	UNCG	233
2015	Western Carolina	201
2016	Western Carolina	203
2017	Chattanooga	220
2018	Chattanooga	198

Fewest home runs allowed

Year	School	HR
1994	Chattanooga	1
1995	Marshall	5

1996	Chattanooga	5
1996	Marshall	7
1997	Incomplete data	
1998	Chattanooga	4
1999	Furman	10
	College of Charleston	10
2000	College of Charleston	5
2001	Furman	9
2002	Furman	6
2003	College of Charleston	13
2004	Furman	20
2005	Georgia Southern	21
2006	Elon	27
2007	Georgia Southern	22
2008	Elon	18
2009	Furman	20
2010	College of Charleston	16
2011	College of Charleston	25
	Appalachian State	25
2012	Furman	25
2013	Furman	20
2014	Samford	25
2015	Chattanooga	17
2016	Chattanooga	33
2017	Furman	28
2018	Chattanooga	24

Most home runs allowed

Year	School	HR
1994	Furman	6
1995	Georgia Southern	12
1996	Furman	13
1997	Incomplete data	
1998	Furman	14
1999	UNCG	20
2000	UNCG	20
	UNC Wilmington	20
2001	UNC Wilmington	28
2002	UNCG	32
2003	Appalachian State	37
2004	Appalachian State	37
2005	Elon	58
2006	Chattanooga	46
2007	Appalachian State	56
2008	College of Charleston	39
2009	Elon	40
2010	Western Carolina	52
2011	Samford	65
2012	Samford	56
2013	Appalachian State	44
2014	Elon	39
	Western Carolina	39
2015	ETSU	70
2016	Mercer	76
2017	Samford	61
2018	Samford	53

RECORD BOOK

INDIVIDUAL TOURNAMENT RECORDS

Individual game batting

Most at-bats: 6, Lyndsey Stiles (UTC) vs. UNCG, 2011; Christina Elmore (UNCW) vs. Furman, 2003

Most runs: 3, Ashlyn Barnes and Lexie Higgins (SAM) vs. Mercer, 2018; Caroline Cash (FUR) vs. Chattanooga, 2018; Seara Bishop (FUR) vs. Western Carolina, 2016; Natalie Shiver (MER) vs. UNCG, 2015; Michelle Fuzzard (UTC) vs. Elon, 2012; Kelsey Hodgson (CofC) vs. Samford, 2011; Sam Steiner (GSU) vs. College of Charleston, 2006; Melissa Ramirez (UTC) vs. ETSU, 2003; Sheryl Clark (ETSU) vs. College of Charleston, 2002; Leah Tucker (UTC) vs. College of Charleston, 1999; Jeanne Noble (MAR) vs. Furman, 1995; Julie Glaser (FUR) vs. Chattanooga, 1995

Most hits: 5, Tara Tembey (UTC) vs. College of Charleston, 2005

Most RBIs: 6, Amanda Beltran (UTC) vs. Western Carolina, 2016

Most doubles: 2, on 28 occasions: most recently, Amanda Beltran (UTC) vs. Furman, 2016; Katie Corum (UTC) vs. Furman, 2016; Seara Bishop (FUR) vs. Mercer, 2016; Callie Brister (SAM), 2016

Most triples: 1, on 41 occasions: most recently, Kylie Toler (ETSU) vs. Western Carolina, 2017; Candace Johnson (FUR) vs. UNCG, 2016; Meghan Rud (MER) vs. Furman, 2016

Most home runs: 2, Ashley Conner (UTC) vs. Samford, 2017; Amanda Beltran (UTC) vs. Western Carolina, 2016; Abbie Miranda (SAM) vs. UNCG, 2016; Lindsay Thomas (UNCG) vs. Georgia Southern, 2014; Lindsay Thomas (UNCG) vs. Elon, 2014; Lindsay Thomas (UNCG) vs. Samford, 2013; Shelby Scott (SAM) vs. UNCG, 2012; Tara Tembey (UTC) vs. Georgia Southern, 2008; Sam Steiner (GSU) vs. College of Charleston, 2006; Megan Borgaard (Elon) vs. ETSU, 2005; Lindsay Lane (ETSU) vs. College of Charleston, 2002

Most stolen bases: 3, Megan Rembielak (APP) vs. College of Charleston, 2011; Natalie Willis (APP) vs. Georgia Southern, 2005; Wendy Lewis (APP) vs. UNCG, 2004

Highest batting average (Min. 4 ABs): 1.000 (5-for-5), Tara Tembey (UTC) vs. College of Charleston, 2005; (4-for-4), Kasey Tydingco (UTC) vs. UNCG, 2011; Shanita Black (GSU) vs. Chattanooga, 2006; Stephanie Cushing (FUR) vs. Chattanooga, 2006

Most walks: 4, Katie Boyd (APP) vs. Furman, 2008

Individual game pitching

Most innings pitched: 11.0, Sarah Purvis (GSU) vs. UNCG, 2013; Brooke Red (GSU) vs. CofC, 2013; Terri Mesko (CofC) vs. Appalachian State, 2007

Fewest hits (min. 7 inn.): 0, Mollie Hanson (SAM) vs. UNCG, 2016; Kirsten Stevens (MER) vs. FUR, 2015; Sarah Purvis (GSU) vs. Elon, 2014

Most strikeouts: 15, Katie Henderson (UTC) vs. Appalachian State, 2014; Allie Miles (GSU) vs. Appalachian State, 2011

Fewest walks (min. 7 inn.): 0, on 37 occasions: most recently, Lindsey Bert (FUR) vs. ETSU, 2018; Lindsey Bert (FUR) vs. Samford, 2018; Alicia Bazonski (UNCG) vs. Mercer, 2017; Lindsey Bert (FUR) vs. Mercer, 2016; Lindsey Bert (FUR) vs. Samford, 2016; Megan Bilgri (MER) vs. Chattanooga, 2016

Most consecutive scoreless innings: 11.0, Lindsey Fadnek (ETSU), 2017

Individual tournament batting

Most at-bats: 27, Tara Tembey (UTC), 2008; Lindsey Hopkins (GSU), 2007

Most hits: 13, Seara Bishop (FUR), 2016; Shanita Black (GSU), 2006

Most Runs: 8, Seara Bishop (FUR), 2016

Most doubles: 3, Seara Bishop (FUR), 2016; Abbie Miranda (SAM), 2015; Lexi Allen (GSU), 2013; Amanda Lonergan (CofC), 2012; Heather Smith (GSU), 2007; Amber Nelson (FUR), 2005; Melissa Ramirez (UTC), 2005; Melissa Creeger (CofC), 2003; Allison DeVries (UTC), 1999; Allison DeVries (UTC), 1997

Most triples: 2, Amelia Griffin (WCU), 2014; Melissa Ramirez (UTC), 2005; Shanita Black (GSU), 2005; Amelia Griffin (WCU) 2014

Most home runs: 5, Lindsay Thomas (UNCG), 2014

Most RBIs: 12, Candace Johnson (FUR), 2016

Highest batting average (Min. 10 AB): .733 (11-for-15), Melissa Ramirez (UTC), 2003

Most stolen bases: 7, Shanita Black (GSU), 2006

Most walks: 11, Gina Sterchi (GSU), 2006

Individual tournament pitching

Most appearances: 7, Brooke Loudermilk (UTC), 2008; Logan Free (GSU), 2007

Most wins: 5, Brooke Loudermilk (UTC), 2008

Most innings pitched: 35.2, Brooke Loudermilk (UTC), 2008

Lowest ERA (min. 7 inn.): 0.00, Awbrey Winckler (UTC), 2003 (25.0 IP); Kayla Richardson (APP), 2009 (17.1 IP); Tayla Trudell (UTC), 2001 (14.0 IP); Rachel Henley (FUR), 2003 (11.1 IP); Brooke Red (GSU), 2013 (11.0 IP); Amber Watson (UNCG), 2003 (10.0 IP); Janice Savage (GSU), 2003 (9.1 IP); A.J. Street (GSU), 2005 (7.0 IP); Jennifer Miller (GSU), 1999 (7.0 IP)

Fewest hits (min. 7 inn.): 2, Logan Free (GSU), 2004 (7.0 IP)

Most strikeouts: 48, Brooke Loudermilk (UTC), 2008 (35.2 IP)

Fewest walks (min. 7 inn.): 0, Mollie Hanson (SAM), 2016 (22.0 IP); Amber Harrell (UNCG), 2010 (19.0 IP); Logan Free (GSU), 2004 (7.0 IP); Brooke Red (GSU), 2013 (11.0 IP)

Most consecutive scoreless innings: 24.2, Raeanne Hanks (UNCG), 2013

Most saves: 2, Stella Preston (MER), 2017; Megan Smith (GSU), 2008; Tayla Trudell (UTC), 2000

RECORD BOOK

TEAM TOURNAMENT RECORDS

Team game batting

- Most at-bats:** 44, Chattanooga vs Georgia Southern, 1996 (9 inn.)
- Most runs:** 15, College of Charleston vs. Appalachian State, 2003
- Most hits:** 20, Chattanooga vs. UNCG, 2011
- Most hits by a losing team:** 15, UNC Wilmington vs. UNCG, 2000
- Most runs by a losing team:** 8, Chattanooga vs. Samford 9, 2017
- Most doubles:** 6, Furman vs. Georgia Southern, 2009
- Most triples:** 2, Chattanooga vs. College of Charleston, 2005
- Most home runs:** 4, Georgia Southern vs. College of Charleston, 2012
- Most RBIs:** 12, UNCG vs. Samford, 2013; Chattanooga vs. UNCG, 2011; College of Charleston vs. Appalachian State, 2003
- Most stolen bases:** 7, Appalachian State vs. UNCG, 2004
- Most walks:** 8, Furman vs. Western Carolina, 2017; Samford vs. Chattanooga, 2017; Chattanooga vs. Western Carolina, 2016
- Most left on base:** 14, Elon vs. UNCG, 2014

Team game pitching

- Most innings pitched:** 11.0, Georgia Southern vs. College of Charleston, 2013; Georgia Southern vs. UNCG, 2013; College of Charleston vs. Appalachian State, 2007; Furman vs. UNC Wilmington, 2003; UNC Wilmington vs. Furman, 2003; Chattanooga vs Georgia Southern, 1996
- Most strikeouts:** 15, Chattanooga vs. Appalachian State, 2014; Georgia Southern vs. Appalachian State, 2011
- Most consecutive scoreless innings:** 11.0, Georgia Southern vs. UNCG, 2013
- Fewest hits:** 0, Mercer vs. Furman, 2015 (7 inn.); Georgia Southern vs. Elon, 2014 (7 inn.); Chattanooga vs. College of Charleston, 1999 (5 inn.); Samford vs. UNCG, 2016 (7 inn.)

Team tournament batting

- Most at-bats:** 208, Georgia Southern, 2007
- Most hits:** 60, Chattanooga, 2008
- Most runs:** 34, Chattanooga, 2008
- Most doubles:** 12, College of Charleston, 2012
- Most triples:** 3, Chattanooga, 2005
- Most home runs:** 10, Georgia Southern, 2012
- Most RBIs:** 34, Chattanooga, 2008
- Most stolen bases:** 16, Appalachian State 2004
- Most walks:** 31, Georgia Southern, 2006

Team tournament pitching

- Best ERA:** 0.00, Furman, 1998 (0 ER/12.0 inn)
- Fewest runs allowed:** 1, Chattanooga, 2001; Chattanooga, 1997; Furman, 1994
- Most complete games:** 5, Mercer, 2015; Georgia Southern, 2013; Georgia Southern, 2006
- Most strikeouts:** 57, Chattanooga, 2008
- Most consecutive scoreless innings:** 24.2, Chattanooga, 2001
- Most saves:** 2, Mercer, 2017; Georgia Southern, 2008; Chattanooga, 2000
- Most shutouts pitched:** 4, Chattanooga, 2000

Tournament game - two teams

- Most runs:** 18, ETSU vs. College of Charleston, 2002
- Most hits:** 24, Elon vs. UNCG, 2010
- Fewest runs:** 1, on 15 occasions, most recently, Samford vs. Furman, 2018; Western Carolina vs. Furman, 2018
- Fewest hits:** 4, Furman vs. College of Charleston, 2005
- Most doubles:** 7, Furman vs. Georgia Southern, 2009; Georgia Southern vs. College of Charleston, 2008
- Most triples:** 3, Chattanooga vs. College of Charleston, 2005
- Most home runs:** 5, Georgia Southern vs. College of Charleston (in two games during the tournament), 2012

Miscellaneous game

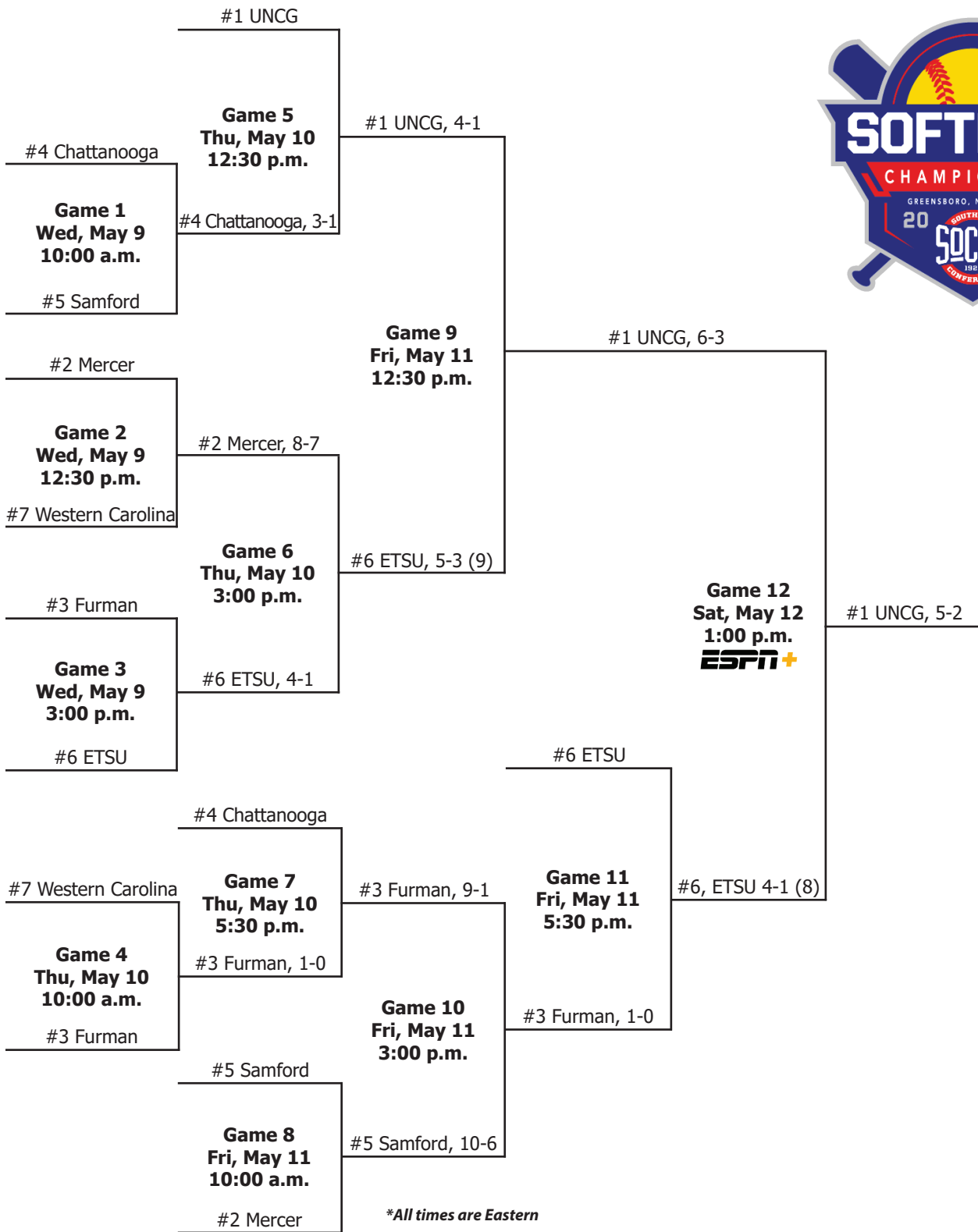
- Longest game:** 11 innings, UNCG vs. Georgia Southern, 2013; College of Charleston vs. Appalachian State, 2007; Furman vs. UNC Wilmington, 2003; Chattanooga vs. Georgia Southern, 1996
- Most runs scored-one inning:** 13, College of Charleston vs. Appalachian State, 2003
- Largest margin of victory:** 14, College of Charleston (15) vs. Appalachian State (1), 2003
- Largest deficit overcome for victory:** 5, Mercer vs. Western Carolina, 2018
- Largest deficit overcome for victory in 7th inning:** 4 runs, College of Charleston vs. Chattanooga, 2005
- Most double plays turned:** 4, Chattanooga vs. Western Carolina; Furman vs. Georgia Southern, 1994

Miscellaneous tournament

- Most double plays turned:** 7, Georgia Southern, 2007
- Most home runs:** 41, 2012 Championship in Boone, N.C.

2018 Championship

UNCG Softball Stadium • Greensboro, N.C.

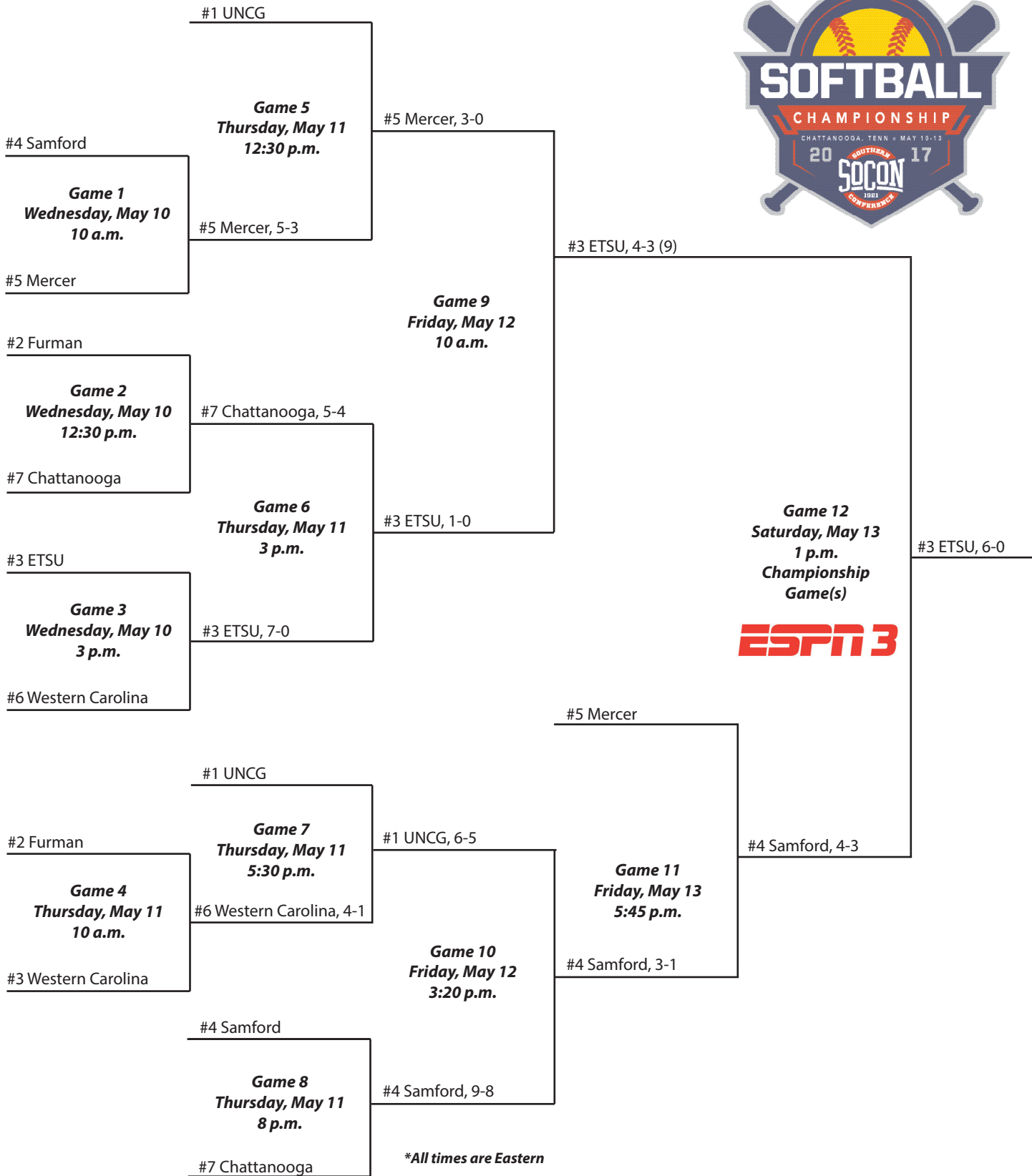


*All times are Eastern

*If-necessary Game 13 was not needed

2017 Championship

Frost Stadium • Chattanooga, Tenn.




**All times are Eastern*

**If-necessary Game 13 was not needed*

2016 Championship

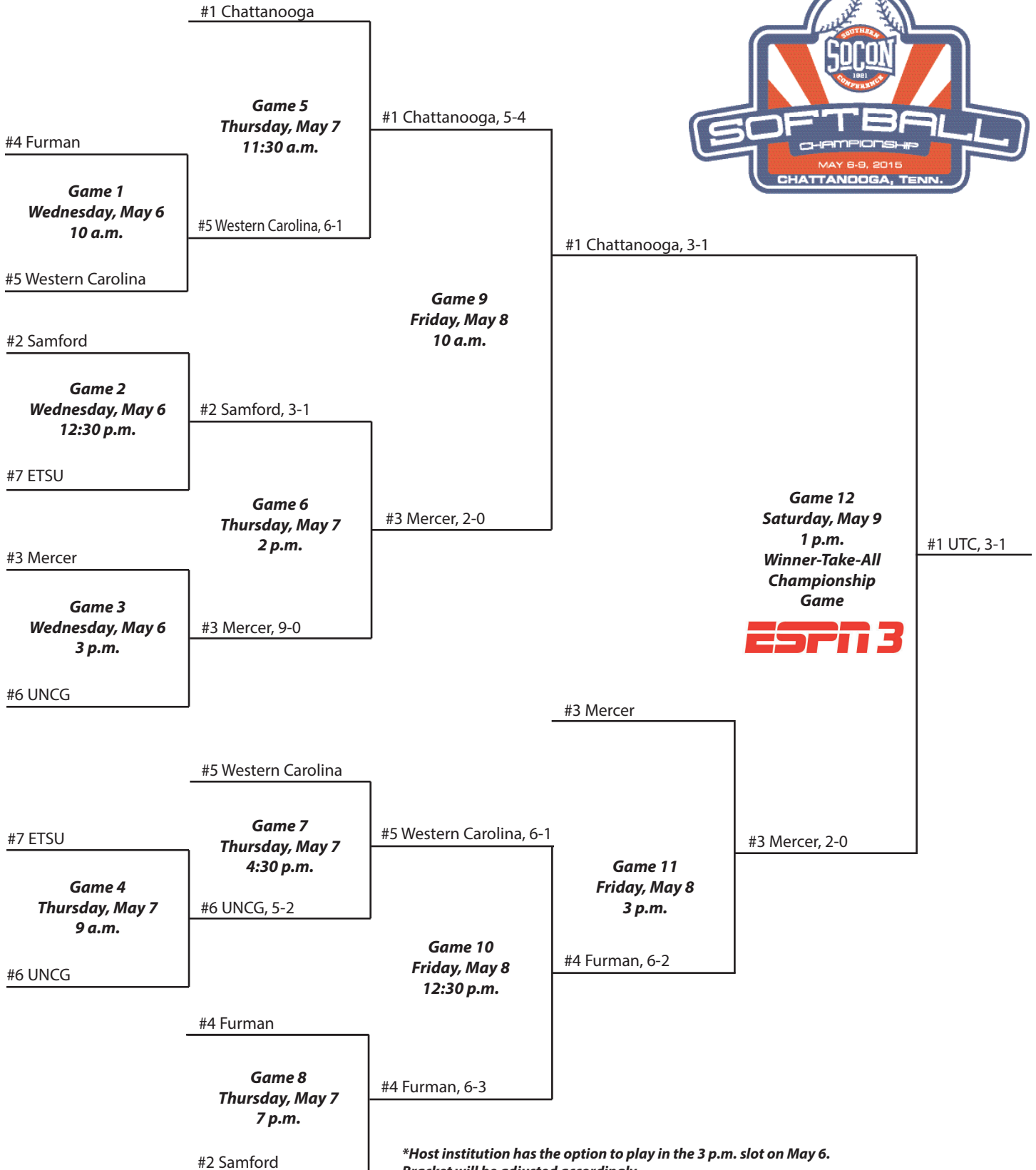
UNCG Softball Stadium • Greensboro, N.C.



*All times are Eastern
*If-necessary Game 13 was not needed

2015 Championship

Jim Frost Softball Complex • Chattanooga, Tenn.

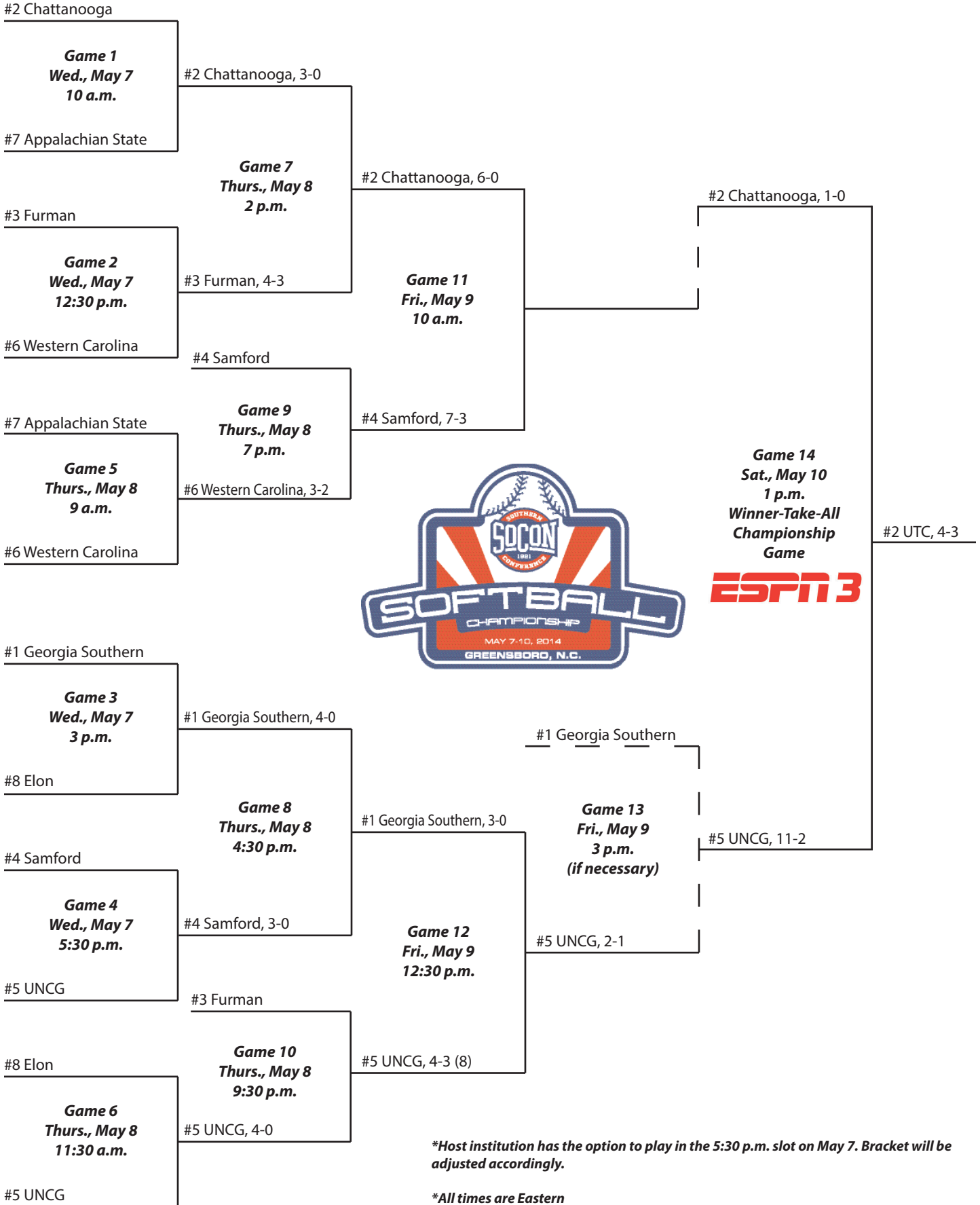


**Host institution has the option to play in the 3 p.m. slot on May 6. Bracket will be adjusted accordingly.*

**All times are Eastern*

2014 Championship

UNCG Softball Stadium • Greensboro, N.C.



2013 Championship

UNCG Softball Stadium • Greensboro, N.C.

#2 College of Charleston

Game 2
Wed., May 8, 2013
12 p.m.

#7 Western Carolina

#7 Western Carolina, 3-1

Game 8
Thurs., May 9, 2013
2 p.m.

#3 Georgia Southern

Game 3
Wed., May 8, 2013
2:30 p.m.

#6 Chattanooga

#3 Georgia Southern, 6-2

Game 10
Thurs., May 9, 2013
7 p.m.

#2 College of Charleston

Game 6
Thurs., May 9, 2013
9 a.m.

#6 Chattanooga

#1 Appalachian State

Game 10
Thurs., May 9, 2013
7 p.m.

#2 Coll. of Charleston, 5-3

#3 Georgia Southern, 6-0

Game 12
Fri., May 10, 2013
10 a.m.

#2 CofC, 2-0 (10)

#3 Georgia Southern

Game 14
Fri., May 10, 2013
3 p.m.
(if necessary)

#2 Coll. of Charleston, 3-2

#3 Georgia Southern, 3-2 (11)

Game 15
Sat., May 11, 2013
1 p.m.
Winner-Take-All
Championship
Game

#3 GSU,
1-0 (11)



#1 Appalachian State

Game 4
Wed., May 8, 2013
5 p.m.

#9 Samford, 8-0

#1 Appalachian State, 3-2 (10)

Game 9
Thurs., May 9, 2013
4:30 p.m.

#4 UNCG

Game 5
Wed., May 8, 2013
7:30 p.m.

#5 Furman

#4 UNCG, 1-0

Game 11
Thurs., May 9, 2013
9:30 p.m.

#9 Samford

Game 7
Thurs., May 9, 2013
11:30 a.m.

#5 Furman

#7 Western Carolina

Game 11
Thurs., May 9, 2013
9:30 p.m.

#9 Samford, 1-0

#4 UNCG, 3-0

Game 13
Fri., May 10, 2013
12:30 p.m.

#9 Samford, 8-0

#4 UNCG, 12-2

#8 Elon

Game 1
Wed., May 8, 2013
9 a.m.
Single Elimination Game

#9 Samford

**Host institution has the option to play in the 7:30 p.m. slot on May 8 (unless the 8 or 9 seed). Bracket will be adjusted accordingly.*

**All times are Eastern*

2012 Championship

Sywassink/Lloyd Family Stadium • Boone, N.C.

May 9

May 10

May 11

May 12

#2 Chattanooga

Game 2
12 p.m.

#2 Chattanooga, 8-1

#7 Elon

Game 8
5 p.m.

#2 Chattanooga, 6-1

#3 College of Charleston

Game 3
2 p.m.

#3 Coll. of Charleston, 6-2

#6 Western Carolina

Game 12
3 p.m.



#1 Georgia Southern

Game 4
5 p.m.

#1 Georgia Southern, 3-0

#8 Furman

Game 1
10 a.m.
Single Elimination

#9 Samford, 3-2

Game 9
7 p.m.

#1 Georgia Southern, 6-0

#9 Samford

#4 UNCG

Game 5
May 10, 10 a.m.

#5 Appalachian State, 6-2

Game 15
1:30 p.m.

#3 Coll. of Charleston, 4-3

#5 Appalachian State



May 10

May 11

May 12

#5 Appalachian State

Game 11
12 p.m.

#7 Elon, 4-0

#2 Chattanooga

Game 16
30 minutes after
the completion of
Game 15
(if necessary)

#1 GSU, 6-2

#7 Elon

Game 6
12 p.m.

#7 Elon, 7-3

Game 14
11 a.m.

#3 Coll. of Charleston, 7-6



#6 Western Carolina

Game 13
5 p.m.

#3 Coll. of Charleston, 4-2

#1 Georgia Southern

#3 College of Charleston

Game 10
10 a.m.

#3 Coll. of Charleston, 6-3

#9 Samford

Game 7
2 p.m.

#4 UNCG, 6-5

#4 UNCG

• **TIMES ARE SUBJECT TO CHANGE**
• *Host institution has the option to play in the 7 p.m. slot on May 9.*

2011 Championship

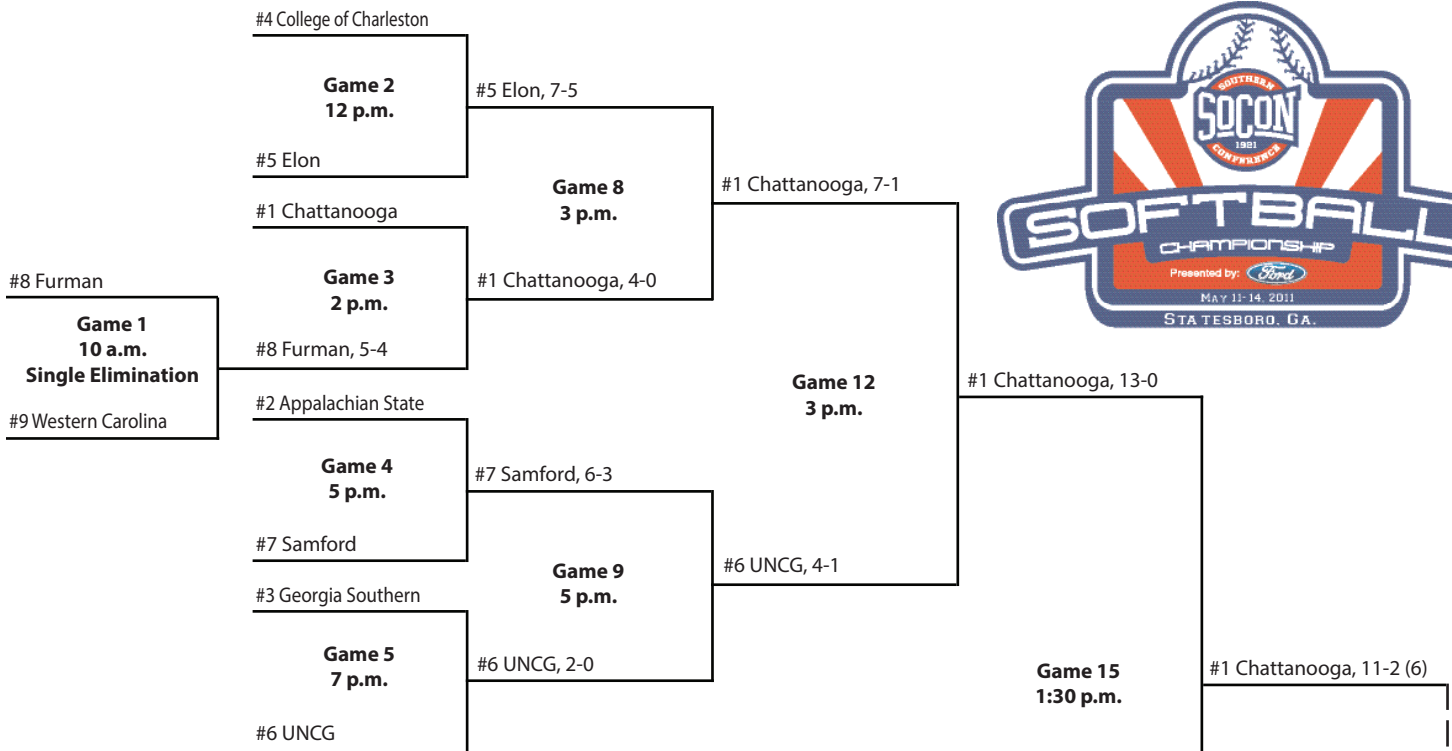
Eagle Field at the Softball Complex • Statesboro, Ga.

May 11

May 12

May 13


May 14



May 12

May 13

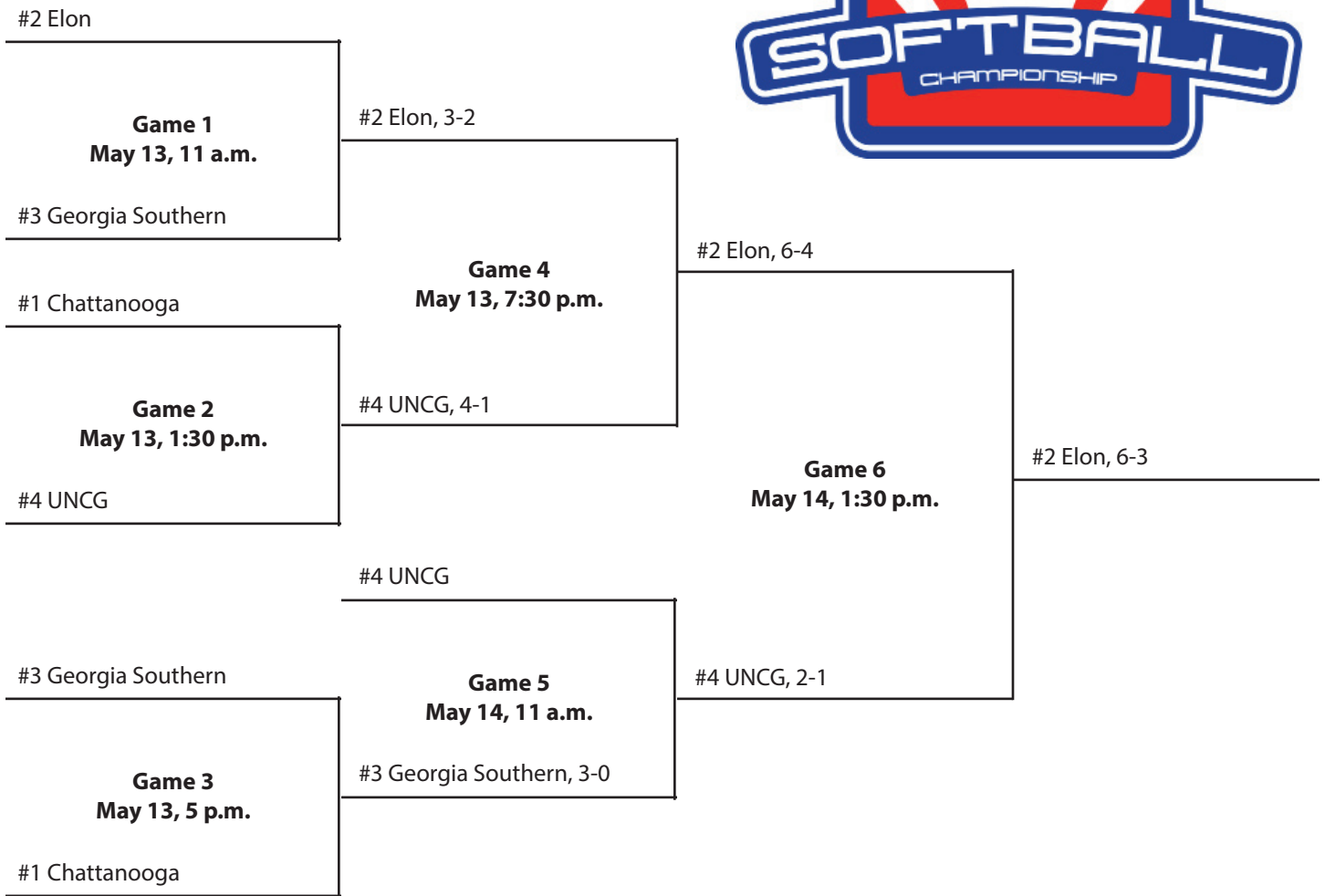
May 14



• TIMES ARE SUBJECT TO CHANGE
• Host institution has the option to play in the 7 p.m. slot on May 11.

2010 Championship

Jim Frost Softball Complex • Chattanooga, Tenn.



2009 Championship

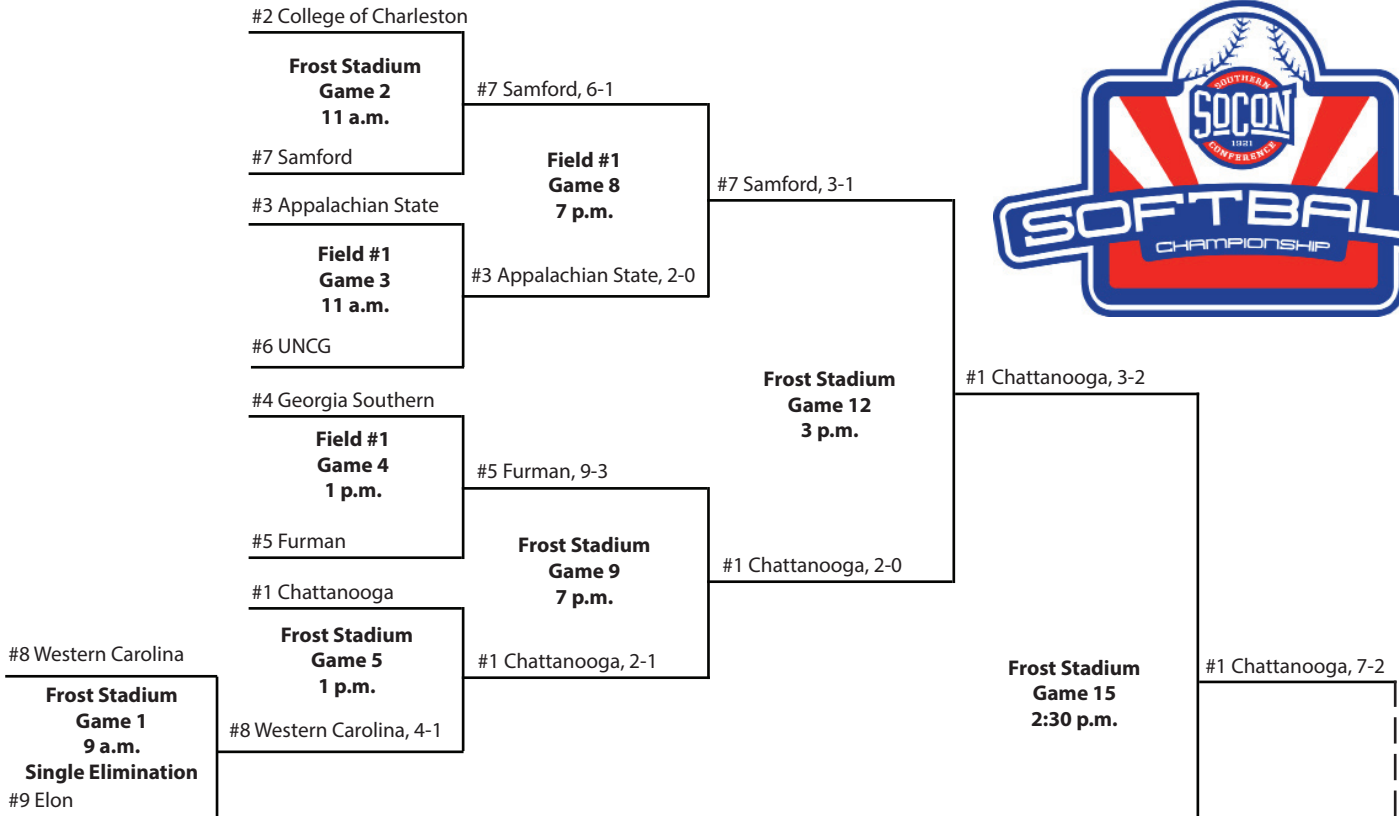
Jim Frost Softball Complex • Chattanooga, Tenn.

May 7

May 7

May 8

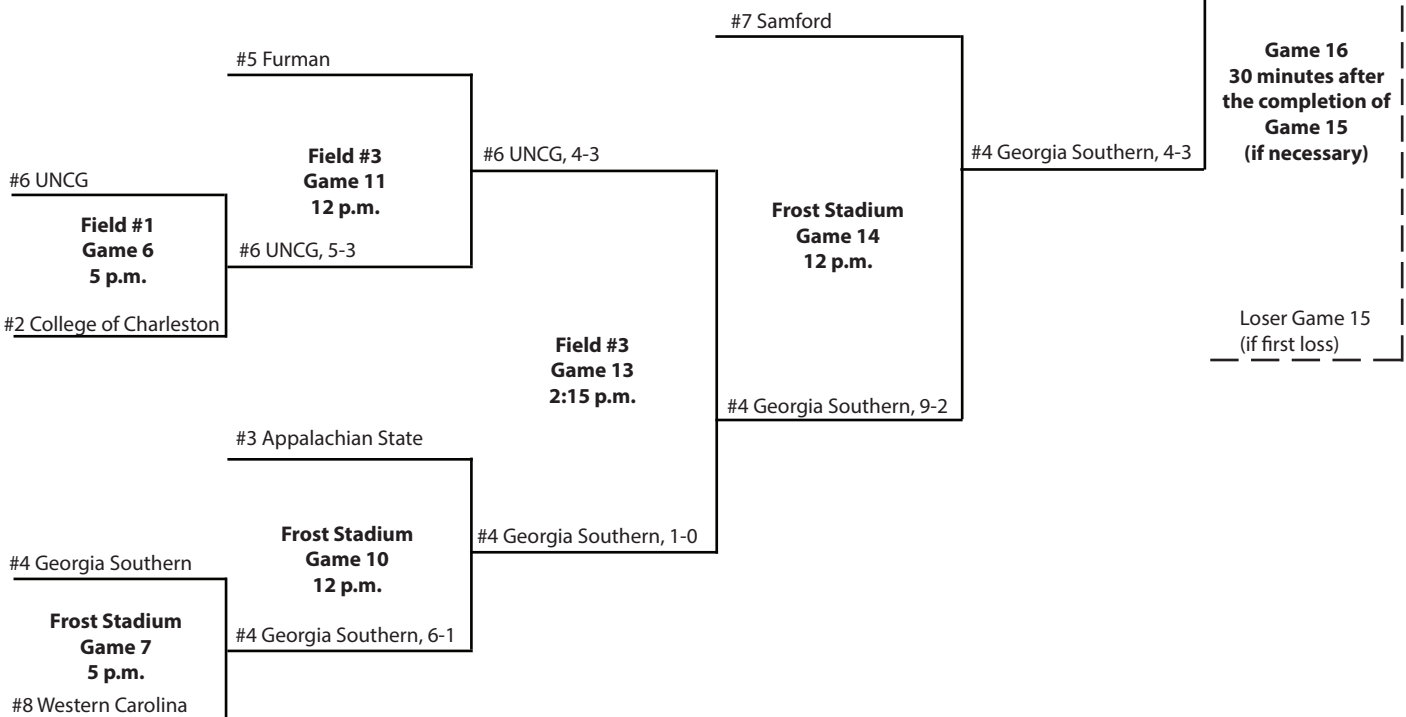
May 9



May 7

May 8

May 9



•ALL TIMES ARE EASTERN
•TIMES ARE SUBJECT TO CHANGE

2008 Championship

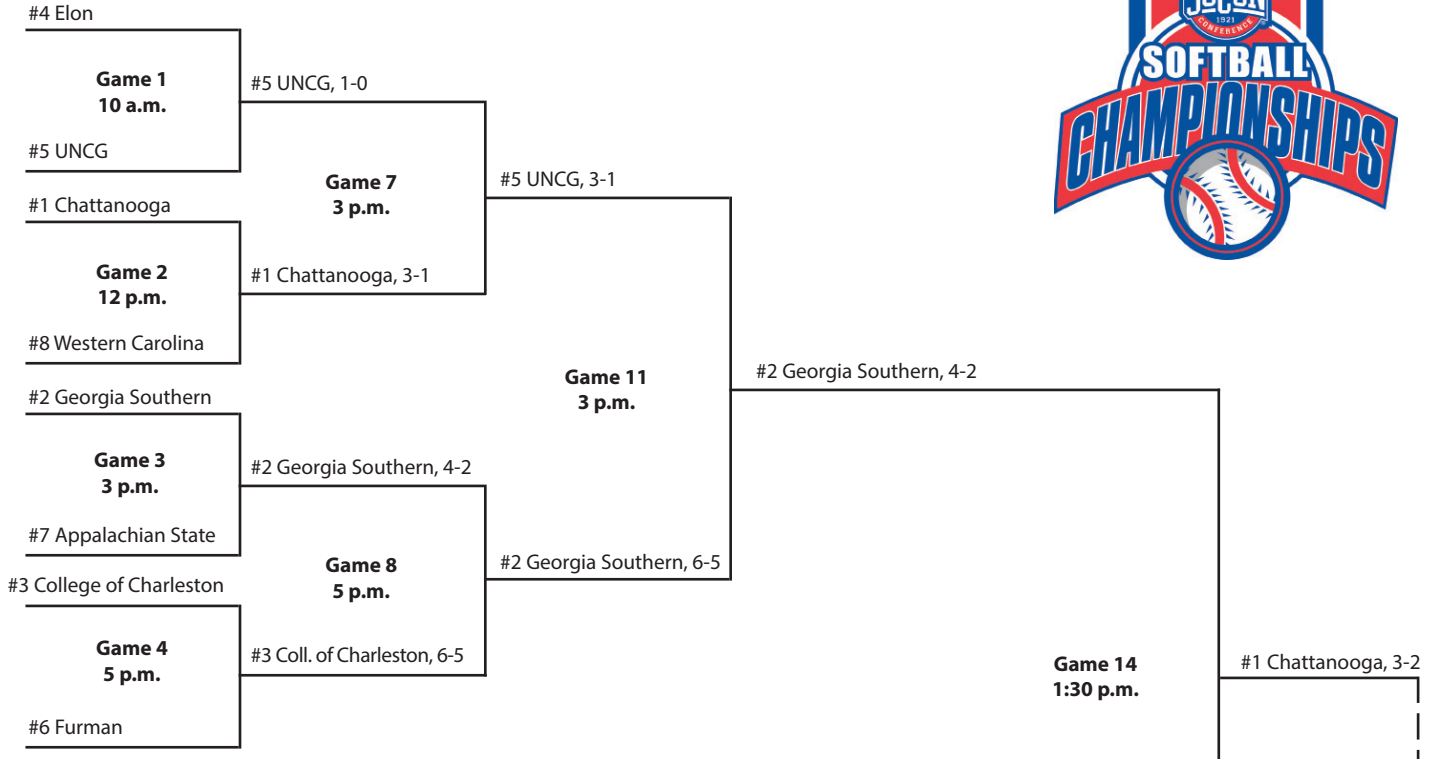
Patriots Point Athletic Complex • Mt. Pleasant, S.C.

May 7

May 8

May 9

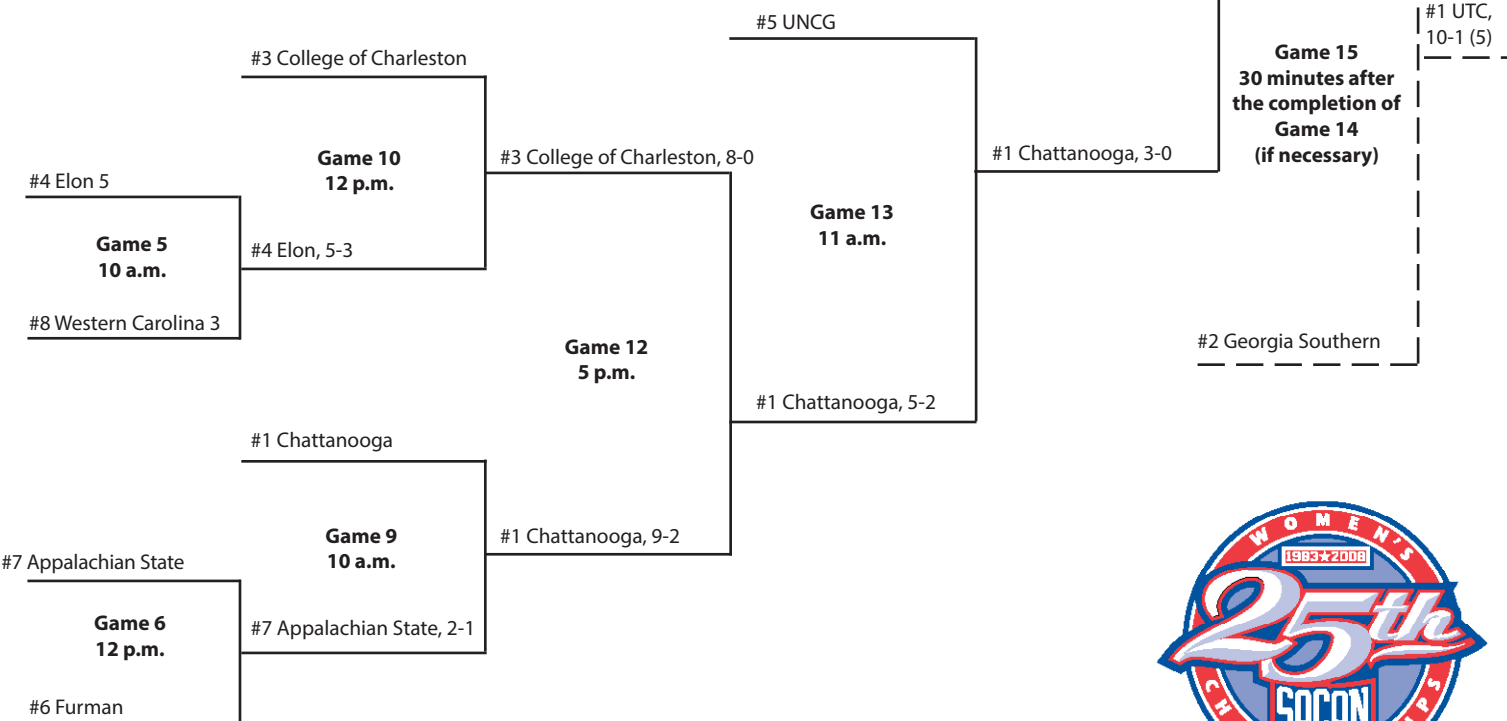
May 10



May 8

May 9

May 10



2007 Championship

Jim Frost Softball Complex • Chattanooga, Tenn.

May 9

May 10

May 11

May 12

#2 College of Charleston

Game 1
10 a.m.
#7 Furman

#7 Furman, 12-5

#3 Appalachian State

Game 2
12 p.m.
#6 Elon 2

Game 7
3 p.m.

#6 Elon, 2-1

#4 Georgia Southern

Game 3
3 p.m.
#5 Western Carolina

#7 Furman, 7-1

Game 11
3 p.m.

#7 Furman, 4-2

#1 Chattanooga

Game 4
5 p.m.
#8 UNCG

#5 Western Carolina, 2-0

Game 8
5 p.m.

#5 Western Carolina, 1-0

#8 UNCG, 2-1



Game 14
1:30 p.m.

#4 Georgia Southern, 4-1

May 10

May 11

May 12

#2 College of Charleston

Game 5
10 a.m.
#3 Appalachian State

#8 UNCG

Game 10
12 p.m.

#2 CofC, 4-2 (11)

#8 UNCG, 10-0

Game 12
5 p.m.

#5 Western Carolina

Game 13
11 a.m.

#4 GSU, 3-2

Game 15
4 p.m.
(if necessary)

#7 Furman, 3-2 (9)

#3 Appalachian State

#4 Georgia Southern

Game 6
12 p.m.
#1 Chattanooga

#6 Elon

Game 9
10 a.m.

#4 Georgia Southern, 9-4

#4 Georgia Southern, 4-1

#4 Ga. Southern, 3-2

#7 Furman

TIMES ARE SUBJECT TO CHANGE

2006 Championship

Jim Frost Softball Complex • Chattanooga, Tenn.

May 10

May 11

May 12

May 13

#4 Chattanooga

Game 1
10 a.m.

#4 Chattanooga, 5-1

#5 Appalachian State

#1 Western Carolina

Game 2
12 p.m.

#8 UNCG, 5-3

#8 UNCG

#2 College of Charleston

Game 3
3 p.m.

#7 Furman, 4-1

#7 Furman

#3 Georgia Southern

Game 4
5 p.m.

#6 Elon, 4-2

#6 Elon

Game 7
3 p.m.

#4 Chattanooga, 2-0

Game 11
3 p.m.

#7 Furman, 3-2

Game 8
5 p.m.

#7 Furman, 7-6



Game 14
1:30 p.m.

#3 Ga. Southern, 3-2

May 11

May 12

May 13

#5 Appalachian State

Game 5
10 a.m.

#6 Elon

Game 10
12 p.m.

#5 Appalachian State, 1-0

#1 Western Carolina

#5 Appalachian State, 2-1

Game 12
5 p.m.

#4 Chattanooga

Game 13
11 a.m.

#3 GSU, 4-1

If Necessary
Game 15
4 p.m.

#3 GSU, 4-0

#8 UNCG

Game 9
10 a.m.

#3 Ga. Southern, 11-2

#3 Ga. Southern, 2-0

#3 Ga. Southern, 4-1

Furman

#2 College of Charleston

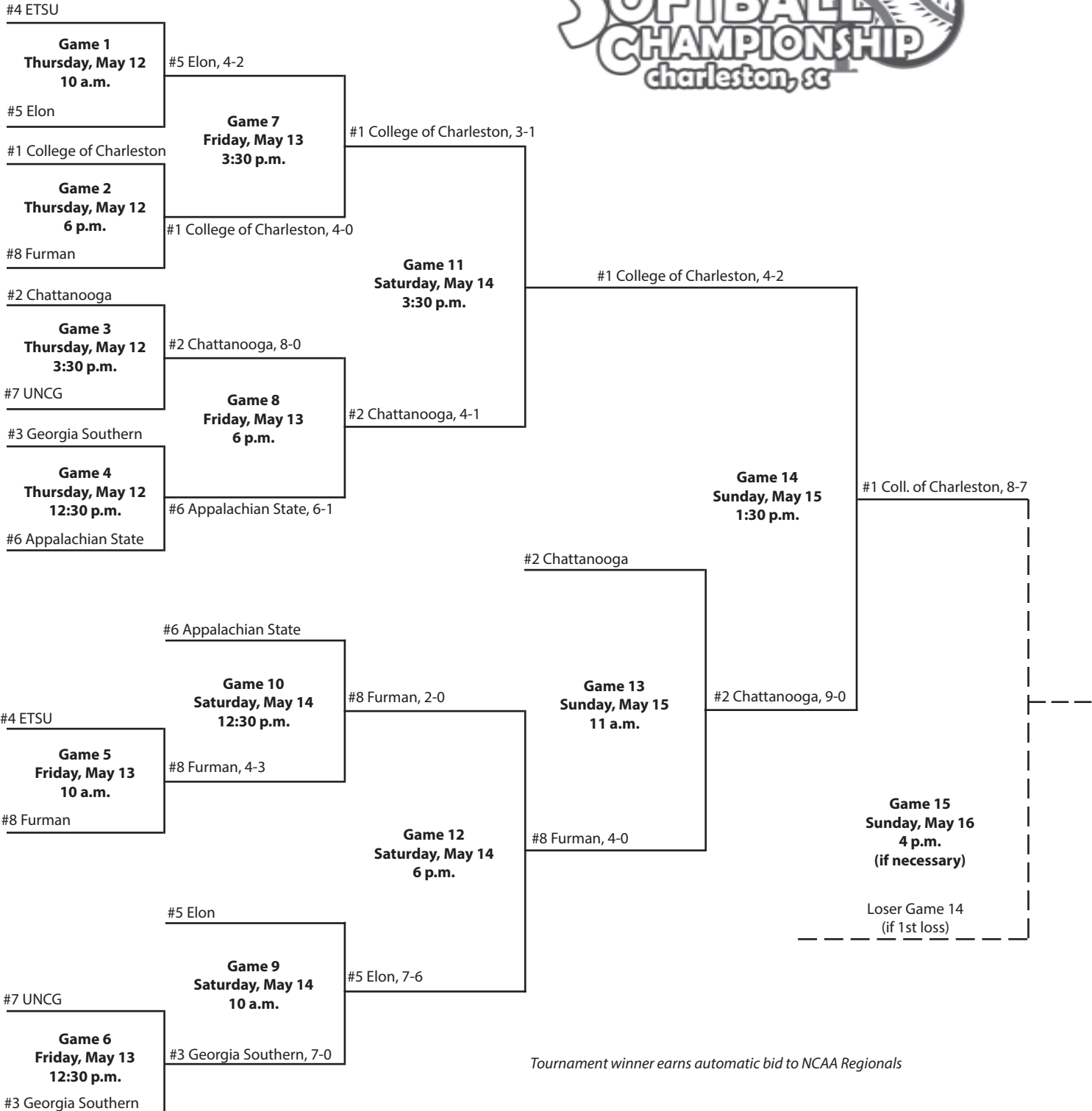
Game 6
12 p.m.

#3 Georgia Southern

TIMES ARE SUBJECT TO CHANGE

2005 Championship

Patriots Point Athletic Complex • Charleston, S.C.



Tournament winner earns automatic bid to NCAA Regionals

2004 Championship

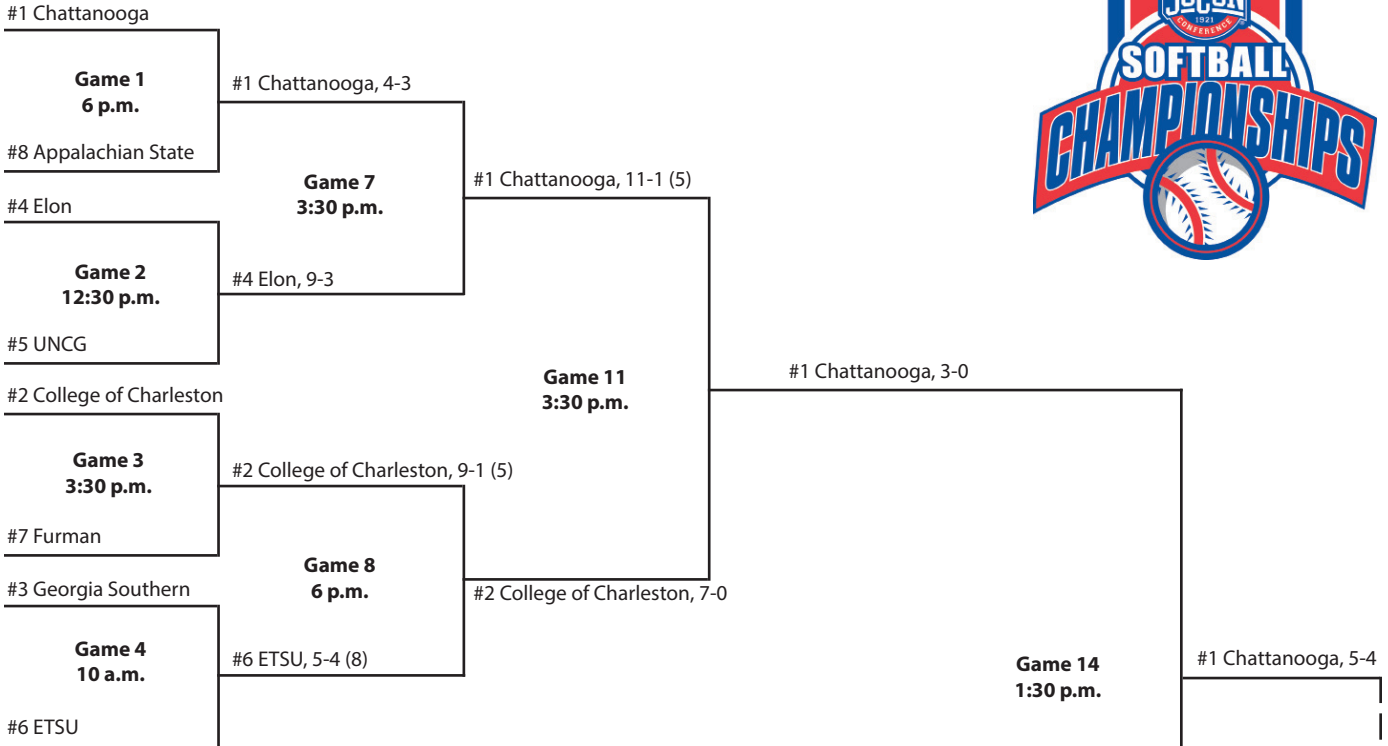
Jim Frost Stadium • Chattanooga, Tenn.

May 13

May 14

May 15

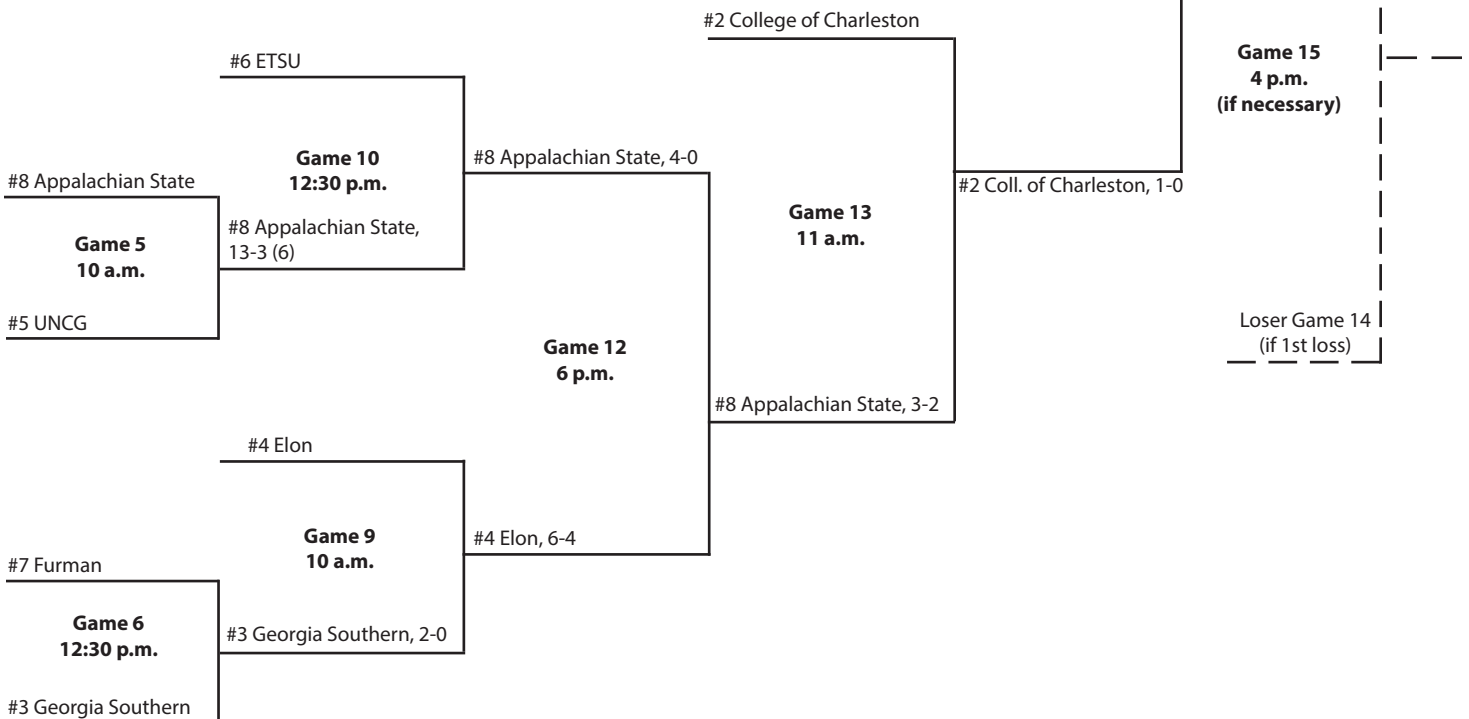
May 16



May 14

May 15

May 16





2003 Championship

Jim Frost Stadium • Chattanooga, Tenn.

May 8

May 9

May 10



#4 Georgia Southern

Game 1
10 a.m.
Frost

#5 ETSU, 4-2

#5 ETSU

#1 College of Charleston

Game 2
4:45 p.m.
Frost

Game 7
10 a.m.
Frost

#5 ETSU, 5-3 (10)

#1 College of Charleston, 15-1

#8 Appalachian State

#2 UNCG

Game 3
12:15 p.m.
Frost

#2 UNCG, 5-0

Game 11
2:30 p.m.
Frost

#3 Chattanooga, 8-0

#7 UNC Wilmington

#3 Chattanooga

Game 4
2:30 p.m.
Frost

Game 8
12:15 p.m.
Frost

#3 Chattanooga, 3-1 (9)

#3 Chattanooga, 5-0

#6 Furman

Game 14
12:15 p.m.
Frost

#5 ETSU, 1-0

Game 15
2:30 p.m.
Frost
(if necessary)

#2 UNCG

#5 ETSU

#3 UTC, 10-1

#4 Georgia Southern

Game 5
7 p.m.
Frost

Game 10
2:30 p.m.
Hargraves

#4 Georgia Southern, 2-0

#4 Georgia Southern, 2-1

Game 13
10 a.m.
Frost

#5 ETSU, 2-0

#8 Appalachian State

Game 12
4:45 p.m.
Frost

#3 Chattanooga, 8-0

#1 College of Charleston, 15-1

#1 College of Charleston, 3-0

#7 UNC Wilmington

Game 6
7 p.m.
Hargraves

Game 9
12:15 p.m.
Hargraves

#1 College of Charleston, 3-0

#6 Furman, 5-4 (11)

#6 Furman

2002 Championship

Chattanooga, Tenn.

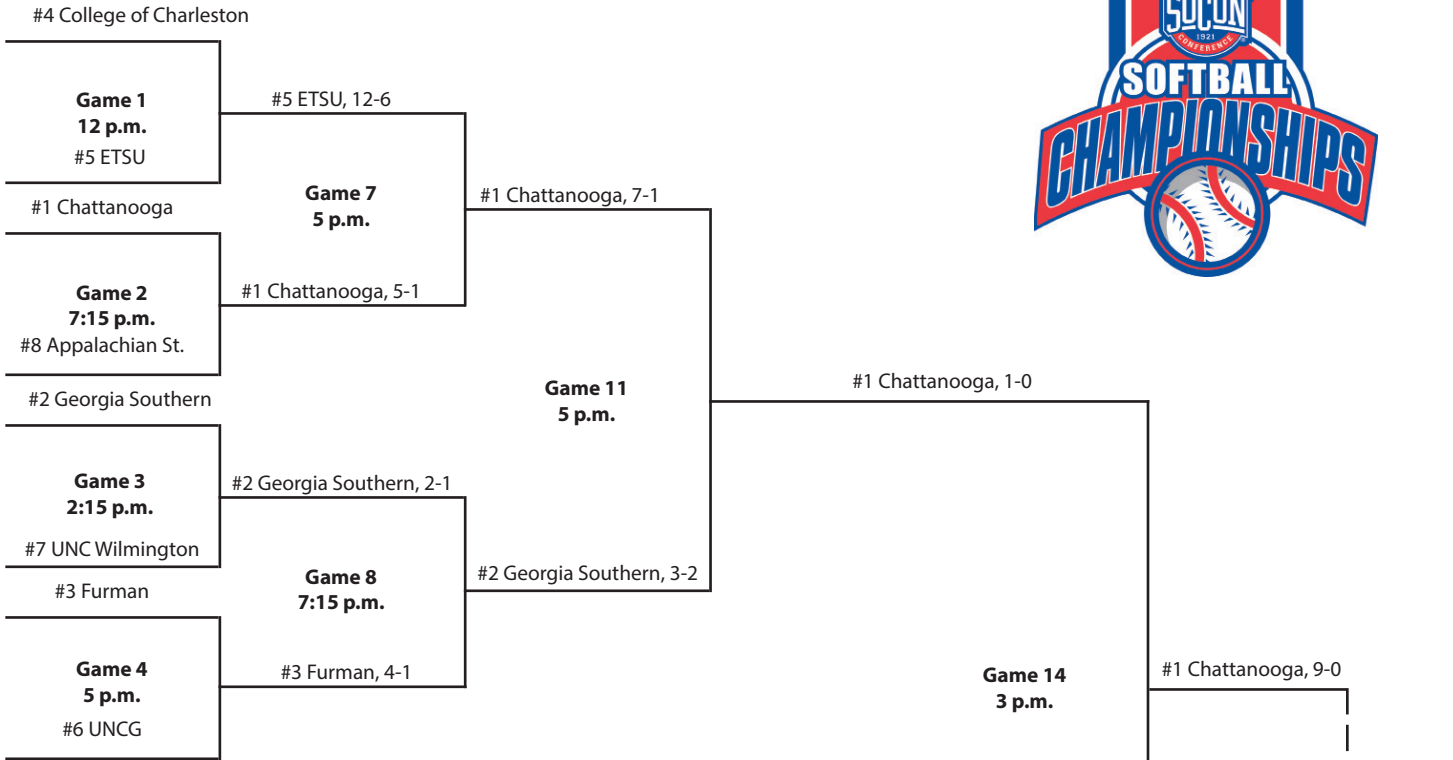


May 2

May 3

May 4

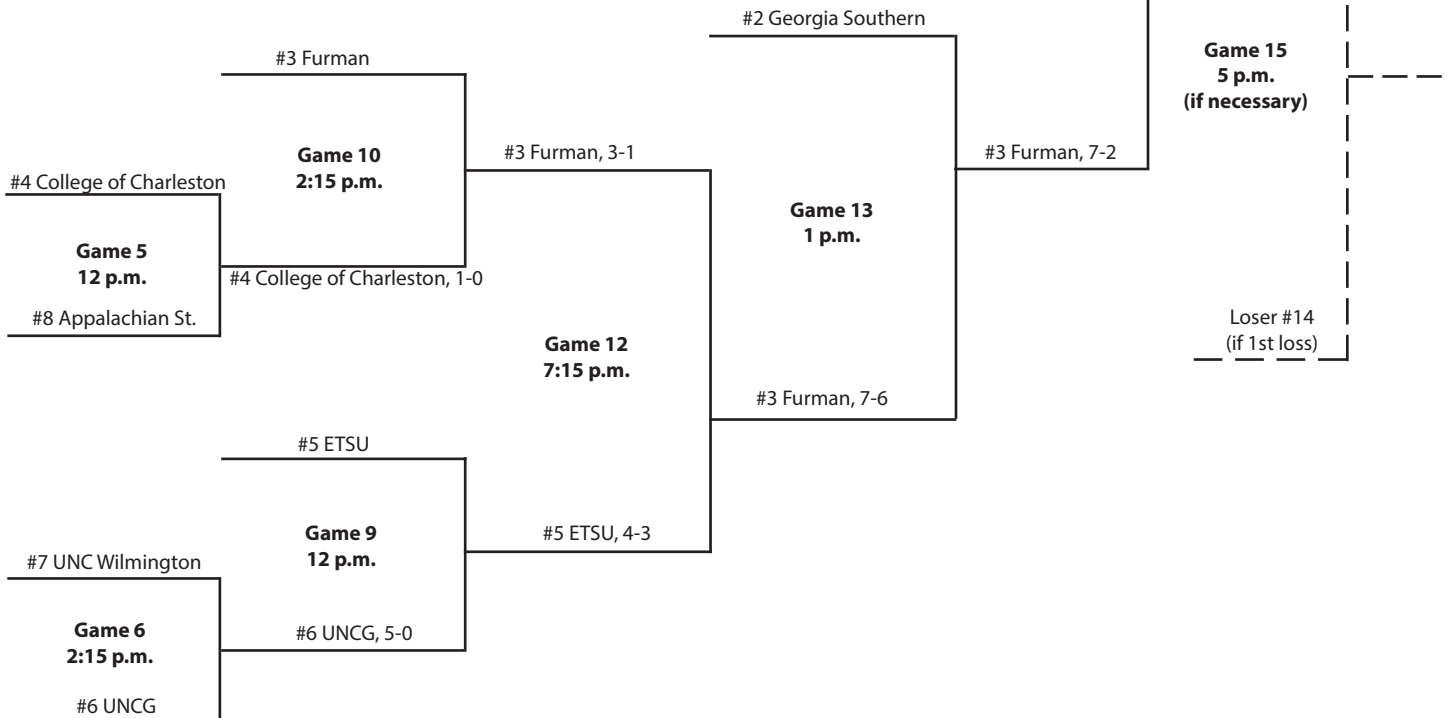
May 5



May 3

May 4

May 5



2001 Championship

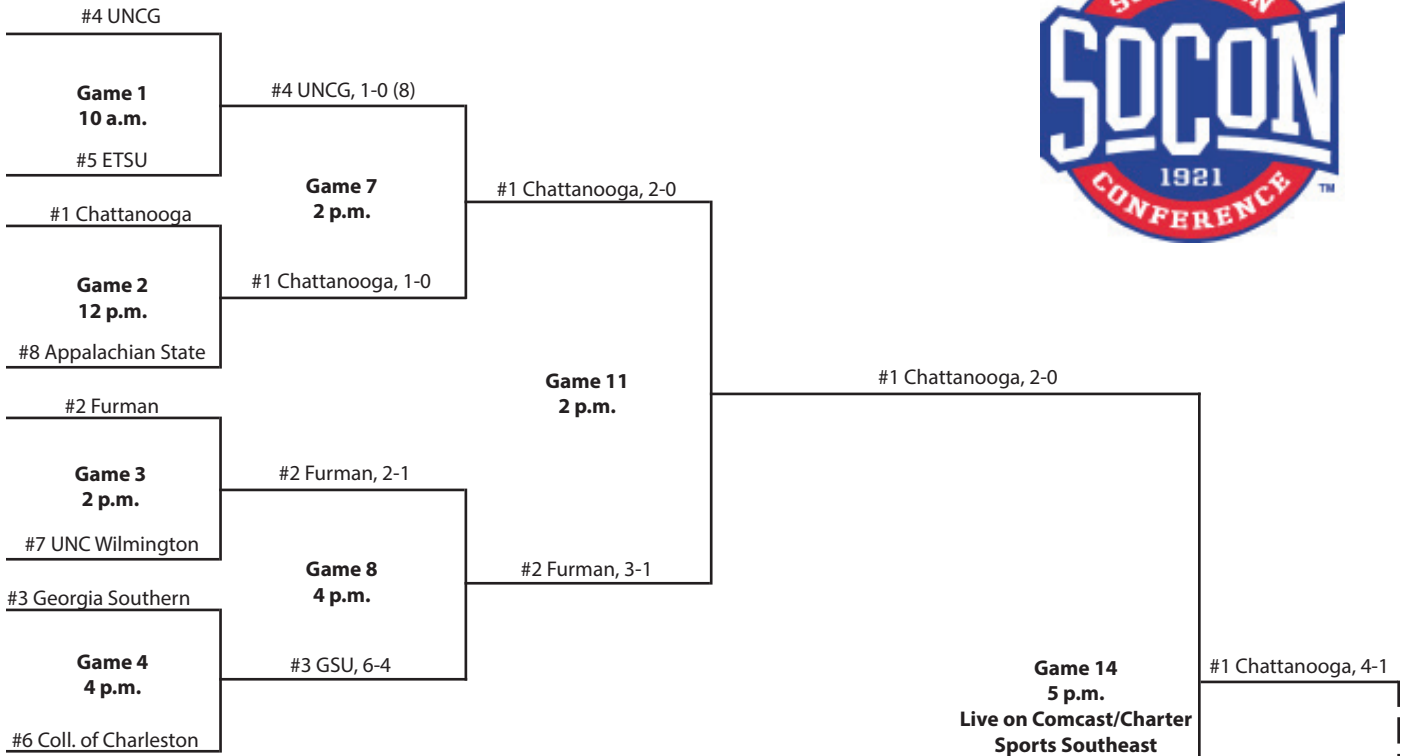
Chattanooga, Tenn.

May 3

May 4

May 5

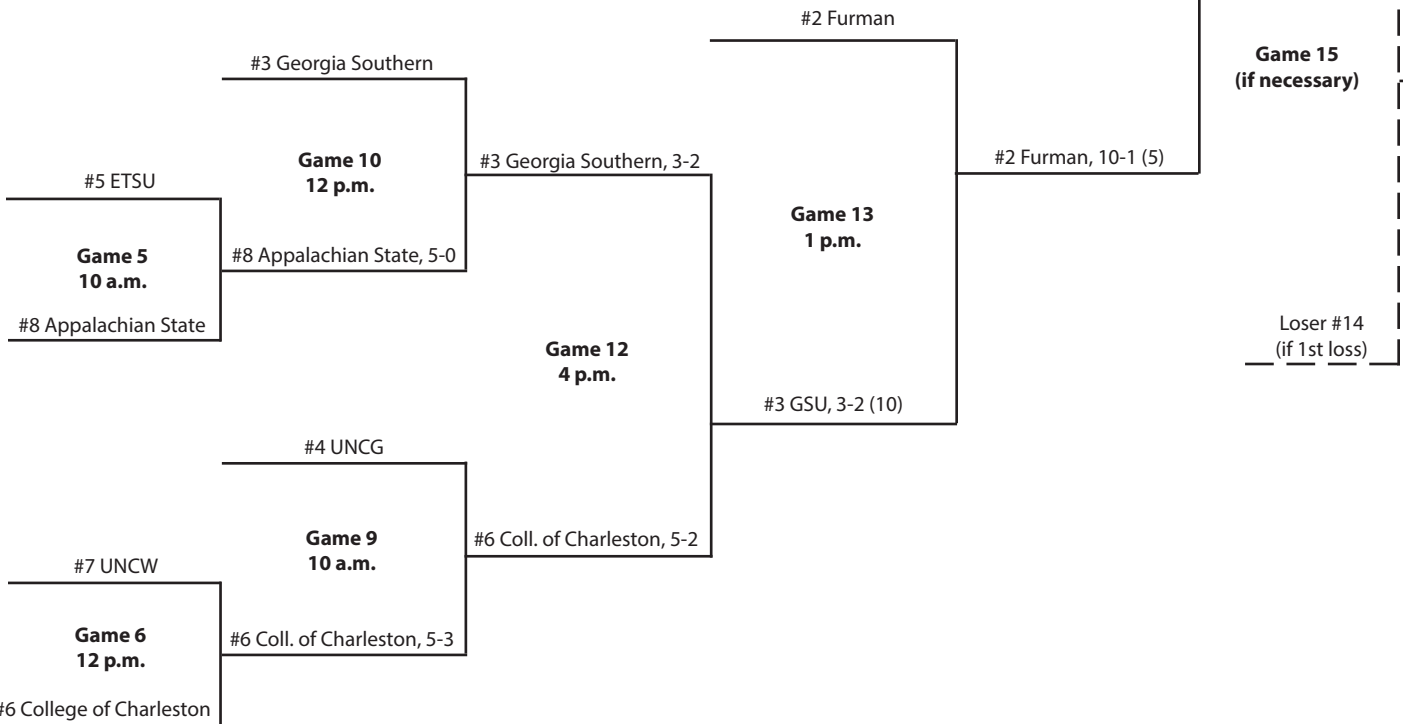
May 6



May 4

May 5

May 5



2000 Championship

Greensboro, N.C.



1999 Championship

Charleston, S.C.



#3 UNCG

Game 1
Saturday, May 1

#4 Coll. of Charleston

#4 Coll. of Charleston, 6-2

Game 3
Saturday, May 1
(Completed 5/2)

#1 Chattanooga

#1 Chattanooga, 8-0 (5)

Game 5
Sunday, May 2

#2 Georgia Southern, 3-2

#2 Georgia Southern

Game 2
Saturday, May 1

#5 Furman

#2 Ga. Southern, 4-3

Game 8
Monday, May 3

#2 GSU, 8-4

#1 Chattanooga

Game 7
Sunday, May 2

#1 Chattanooga, 6-0

#4 Coll. of Charleston

Game 6
Sunday, May 2

#4 CofC, 3-0

#3 UNCG

Game 4
Sunday, May 2

#5 Furman

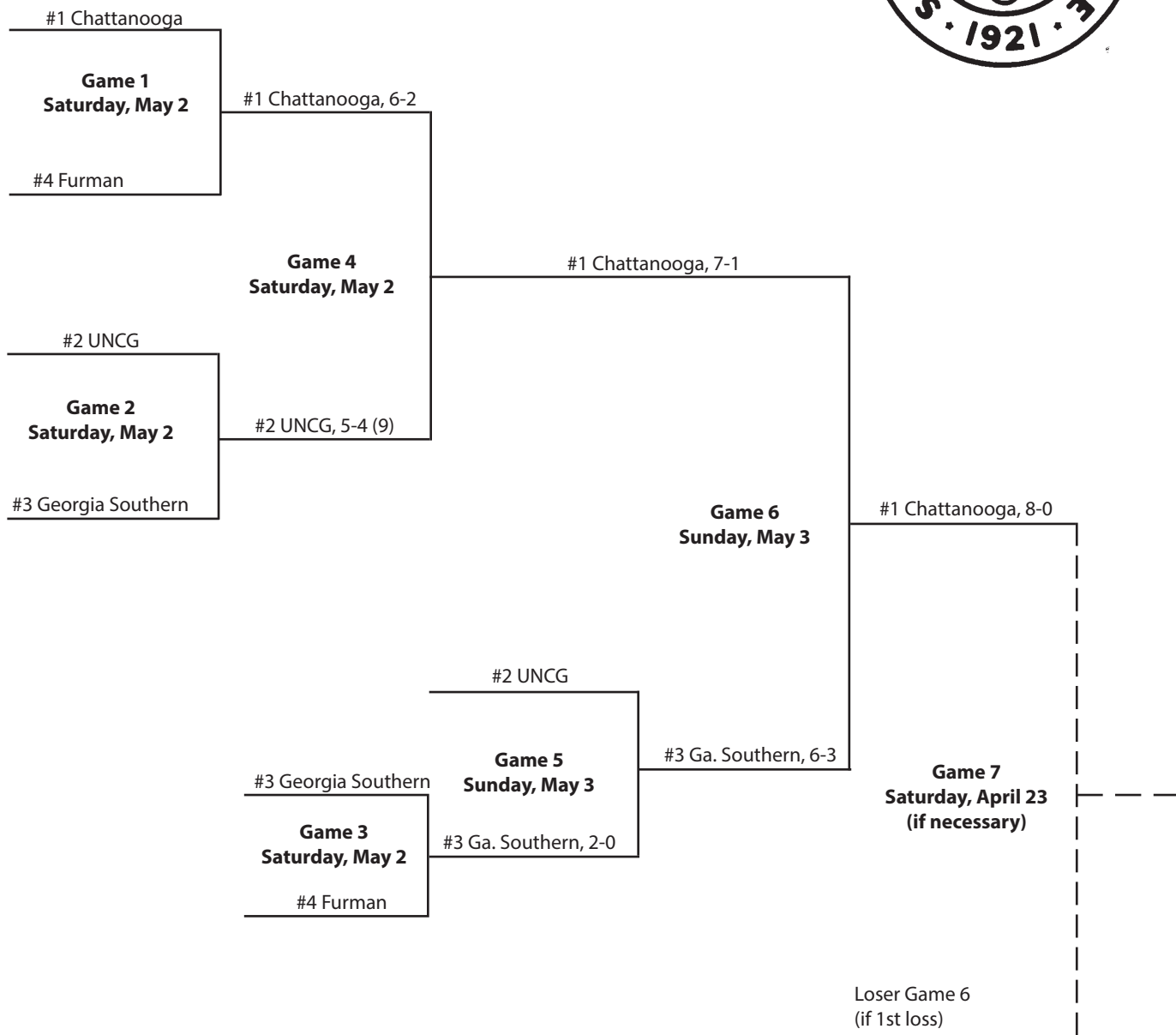
#5 Furman, 4-3

Game 9
Monday, May 3
(if necessary)

Loser Game 8
(if 1st loss)

1998 Championship

Chattanooga, Tenn.



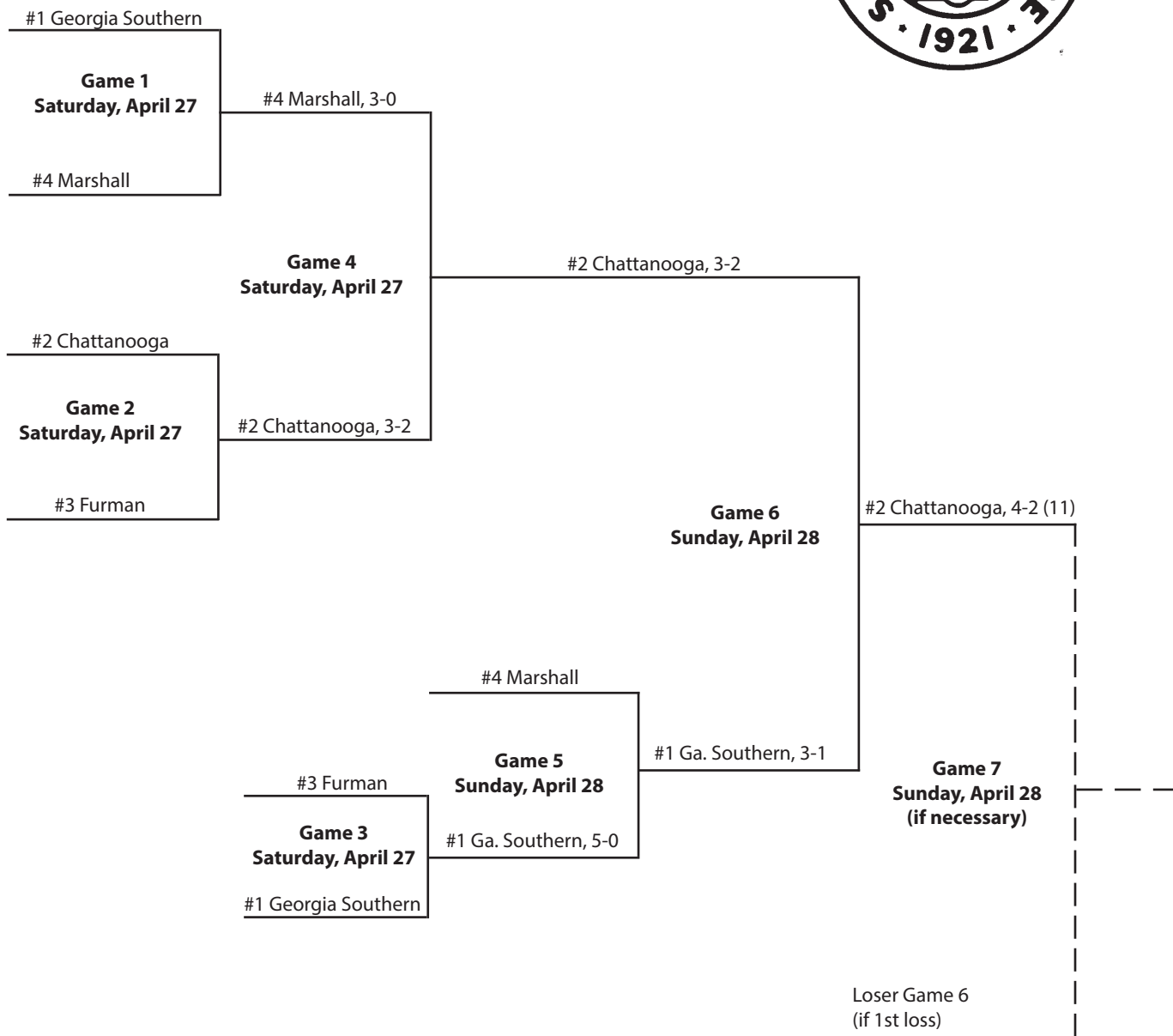
1997 Championship

Huntington, W.Va.



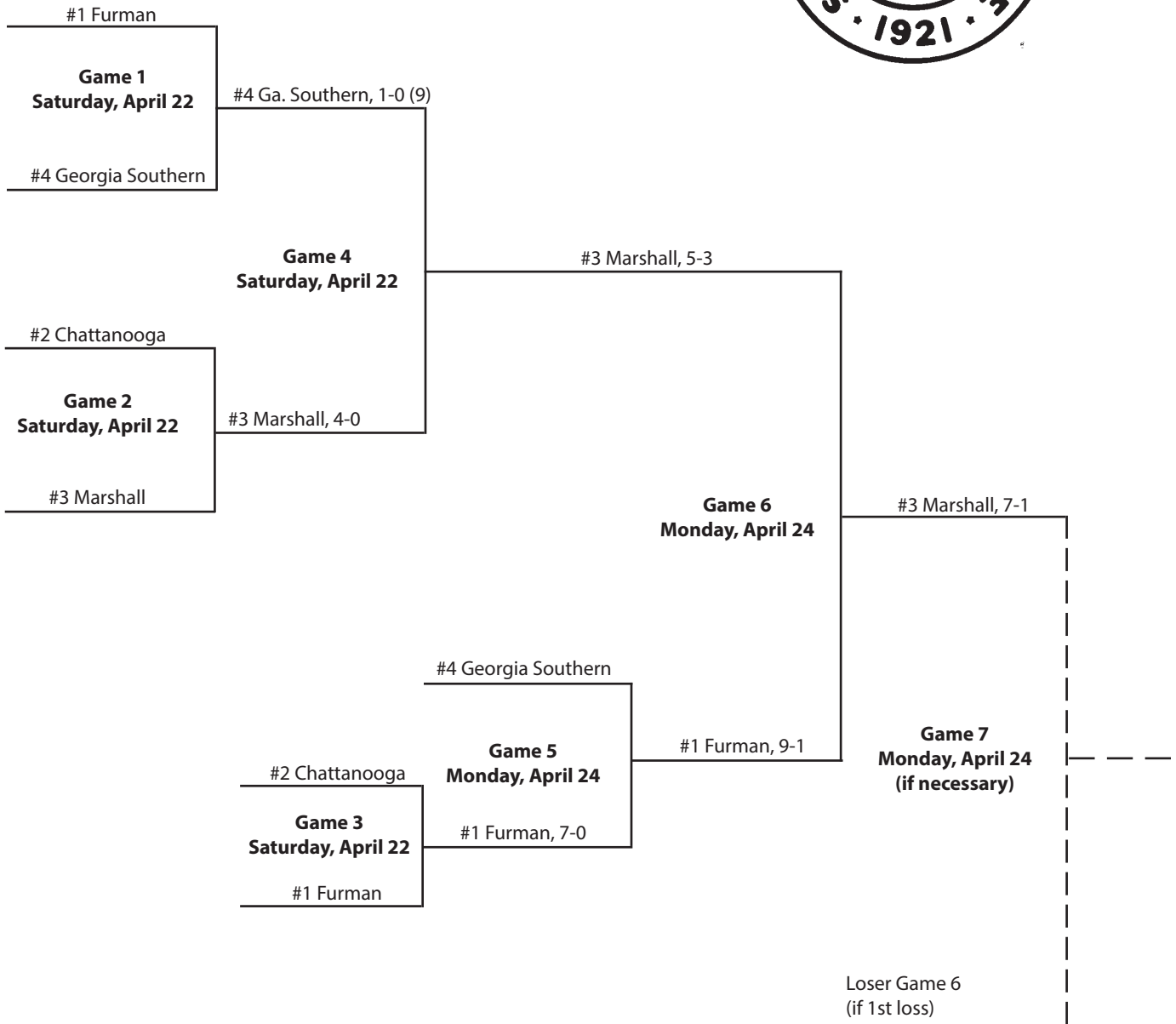
1996 Championship

Statesboro, Ga.



1995 Championship

Greenville, S.C.



1994 Championship

Greenville, S.C.

