

MOST POINTS

Game – 100, Frank Selvy (Furman) vs. Newberry, 1953-54
Season – 1209, Frank Selvy (Furman), 1953-54
Career – 2574, Skip Henderson (Marshall), 1984-88
Game, by Two Teammates – Frank Selvy (100), Darrel Floyd (25),
 Furman vs. Newberry, 1953-54

HIGHEST SCORING AVERAGE

Season – 41.7, Frank Selvy (Furman), 1953-54 (1209 points in 29 games)
Career – 32.5, Frank Selvy (Furman), 1950-54 (2538 points in 78 games)

MOST FIELD GOALS MADE

Game – 41, Frank Selvy (Furman) vs. Newberry, 1953-54
Season – 427, Frank Selvy (Furman), 1953-54
Career – 1052, John Gerdy (Davidson), 1975-79

MOST FIELD GOAL ATTEMPTS

Game – 71, Jay Handlan (Washington & Lee) vs. Furman, 1950-51
 66, Frank Selvy (Furman) vs. Newberry, 1953-54
Season – 941, Frank Selvy (Furman), 1953-54
Career – 2218, Rod Hundley (West Virginia), 1954-57

HIGHEST FIELD GOAL PERCENTAGE

Game – 100.0 (12-12), Ashley Champion (UTC) vs. Samford, 2002-03; Tyson Patterson (ASU) vs. Western Carolina, 1999-00; (11-11), Lester Johnson (VMI) vs. Radford, 1994-95
Season (min. 5 field goals made per game) – 67.5, Troy Lee Mikell (East Tennessee State), 1982-83 (197-292)
Career (min. 400 field goals made) – 69.0, Ricky Nedd (Appalachian State), 1990-94 (412-597)

MOST 3-POINT FIELD GOALS MADE

Game – 15, Keith Veney (Marshall) vs. Morehead State, 1996-97
Season – 130, Keith Veney (Marshall), 1996-97
Career – 299, Ian Chadwick (Wofford), 1997-2001
Consecutive – 9, Grant Sterley (Wofford), 1999-2000

MOST 3-POINT FIELD GOAL ATTEMPTS

Game – 25, Keith Veney (Marshall) vs. Morehead State, 1996-97
Season – 320, Keith Veney (Marshall), 1996-97
Career – 819, Ian Chadwick (Wofford), 1997-2001

HIGHEST 3-POINT FIELD GOAL PERCENTAGE

Game – 100.0 (6-6), Gary Robb (Chattanooga) vs. Alaska-Anchorage, 1992-93; Brandon Born (Chattanooga) vs. Southern Mississippi, 1993-94; Nathan Jameson (UNCG) vs. St. Peters, 2000-01
Season (minimum 1.5 3-FG made per game) – 59.2 (84-142), Keith Jennings (East Tennessee State), 1990-91
Career (minimum 120 3-FG made) – 49.3 (233-452), Keith Jennings (East Tennessee State), 1987-91

MOST FREE THROWS

Game – 25, Frank Selvy (Furman) vs. The Citadel, 1953-54; Joe Holup (George Washington) vs. Furman, 1955-56
Season – 355, Frank Selvy (Furman), 1953-54 (444 attempts)
Career – 714, Joe Holup (George Washington), 1952-56

MOST FREE THROW ATTEMPTS

Game – 30, Joe Holup (George Washington) vs. Furman, 1955-56
Season – 444, Frank Selvy (Furman), 1953-54
Career – 961, Joe Holup (George Washington), 1952-56

HIGHEST FREE THROW PERCENTAGE

Game – 100.0, Anquell McCollum (Western Carolina) vs. Marshall, 1995-96 (18 free throws in 18 attempts)
Season (minimum 2.5 free throws made per game) – 94.4, Bunny Gibson (Marshall), 1977-78 (84 free throws in 89 attempts)
Career (minimum 200 free throws made) – 88.9, Chad Copeland (Chattanooga), 1992-94 (281 free throws in 316 attempts)

MOST REBOUNDS

Game – 51, Bill Chambers (William & Mary) vs. Virginia, 1952-53
 31, Bill Ralph (VMI) vs. Hampden-Sydney, 1953-54; Jerry West (West Virginia) vs. George Washington, 1959-60
Season – 604, Joe Holup (George Washington), 1955-56
Career – 2030, Joe Holup (George Washington), 1952-56

HIGHEST REBOUNDING AVERAGE

Season – 23.2, Joe Holup (George Washington), 1955-56 (604 rebounds in 26 games)
Career – 19.5, Joe Holup (George Washington), 1952-56 (2030 rebounds in 104 games)

MOST ASSISTS

Game – 19, Keith Jennings (East Tennessee State) vs. Appalachian State, 1990-91
Season – 301, Keith Jennings (East Tennessee State), 1990-91
Career – 983, Keith Jennings (East Tennessee State), 1987-91

HIGHEST ASSIST AVERAGE

Season – 9.1, Keith Jennings (East Tennessee State), 1990-91 (301 assists in 33 games)
Career – 7.7, Keith Jennings (East Tennessee State), 1987-91 (983 assists in 127 games)

MOST STEALS

Game – 11, Ali Ton (Davidson) vs. Tufts, 1997-98
Season – 109, Keith Jennings (East Tennessee State), 1990-91
Career – 334, Keith Jennings (East Tennessee State), 1987-91

HIGHEST STEALS AVERAGE

Season – 3.3, Stan Davis (Appalachian State), 1973-74 (73 steals in 22 games)
Career – 2.6, Keith Jennings (East Tennessee State), 1987-91 (334 steals in 127 games)

MOST BLOCKED SHOTS

Game – 13, Fessor Leonard (Furman) vs. St. Peters, 1973-74
Season – 109, Kyle Hines (UNC Greensboro), 2004-05
Career – 269, George Singleton (Furman), 1980-84

HIGHEST BLOCKED SHOT AVERAGE

Season – 3.6, Omar Roland (Marshall), 1989-90 (101 blocks in 28 games)
Career – 2.75, Kirill Misyuchenko (The Citadel), 1995-98 (215 blocks in 78 games)

Team Records



2005-06 MEN'S BASKETBALL

MOST POINTS

Game – 154, Furman vs. The Citadel, 1954-55
Season – 3103, East Tennessee State, 1990-91 (33 games)

HIGHEST SCORING AVERAGE

Season – 95.3, Furman, 1954-55 (2572 points in 27 games)

MOST FIELD GOALS MADE

Game – 63, Furman vs. Newberry, 1953-54
Season – 1132, East Tennessee State, 1990-91

MOST FIELD GOAL ATTEMPTS

Game – 116, Furman vs. The Citadel, 1954-55
Season – 2370, Furman, 1953-54

HIGHEST FIELD GOAL PERCENTAGE

Game – 77.4, Richmond vs. The Citadel, 1975-76 (24 made in 31 attempts)
Season – 54.4, Davidson, 1963-64 (894 field goals in 1644 attempts)

MOST 3-POINT FIELD GOALS MADE

Game – 23, Georgia Southern vs. Chattanooga, 2004-05; 21, Furman vs. Virginia-Intermont, 2004-05
Season – 308, College of Charleston, 2002-03

MOST 3-POINT FIELD GOALS ATTEMPTED

Game – 46, East Tennessee State vs. Marshall, 1990-91
Season – 789, College of Charleston, 2002-03

HIGHEST 3-POINT FIELD GOAL PERCENTAGE

Game (minimum 10 attempts) – 80.0, Marshall vs. Wyoming, 1991-92 (12 made in 15 attempts)
Season – 46.6, The Citadel, 1988-89 (153 made in 328 attempts)

MOST FREE THROWS MADE

Game – 52, Virginia Tech vs. William & Mary, 1956-57
Season – 734, West Virginia, 1958-59

MOST FREE THROW ATTEMPTS

Game – 68, Furman vs. New York University, 1953-54
Season – 1072, West Virginia, 1958-59

HIGHEST FREE THROW PERCENTAGE

Game – 100.0, Marshall vs. Davidson, 1979-80 (31 made in 31 attempts)
Season – 78.3, Davidson, 1973-74 (488 made in 623 attempts)

MOST REBOUNDS

Game – 78, George Washington vs. Georgetown, 1968-69
Season – 1810, West Virginia, 1958-59

HIGHEST REBOUNDING AVERAGE

Season – 58.3, West Virginia, 1961-62 (1749 in 30 games)

MOST ASSISTS

Game – 38, Marshall vs. South Carolina, 1980-81
Season – 635, East Tennessee State, 1990-91

MOST STEALS

Game – 26, East Tennessee State vs. Union, 2003-04
Season – 384, Marshall, 1983-84

MOST BLOCKED SHOTS

Game – 15, VMI vs. Appalachian State, 2002-03; Chattanooga vs. Bluefield, 2001-02; College of Charleston vs. East Tennessee State, 1999-00
Season – 194, College of Charleston, 1998-99

FEWEST POINTS ALLOWED

Game – 24, Furman vs. The Citadel, 1954-55
Season – 1265, The Citadel, 1958-59

BEST DEFENSIVE AVERAGE

Season – 58.6, College of Charleston, 1999-00 (1759 in 30 games)

FEWEST MADE FIELD GOALS ALLOWED

Game – 7, Appalachian State vs. Piedmont, 2003-04
Season – 466, The Citadel, 1958-59

FEWEST MADE FREE THROWS ALLOWED

Game – 0, Appalachian State vs. East Carolina, 1975-76; College of Charleston vs. Western Carolina, 2000-01
Season – 237, William & Mary, 1963-64

MOST WINS

Season – 30, North Carolina State, 1950-51 (30-7); North Carolina, 1945-46 (30-5)
Consecutive Conference – 27, Davidson (1968-71)

MOST OVERTIME WINS

Season – 6, Chattanooga, 1988-89 (6-0)

MOST CONSECUTIVE LOSSES

37, The Citadel, from Jan. 16, 1954 to Dec. 12, 1955



Furman's Frank Selvy holds 12 Southern Conference records and five NCAA records. The most recognized is his 100 points in a Paladin win over Newberry on February 13, 1954.

SCORING

| Game | Pts |
|---|-----|
| 1953-54 Frank Selvy, Furman vs. Newberry | 100 |
| 1954-55 Darrell Floyd, Furman vs. Morehead State | 67 |
| 1950-51 Jay Handlan, Washington & Lee vs. Furman | 66 |
| 1952-53 Frank Selvy, Furman vs. Mercer | 63 |
| 1955-56 Darrell Floyd, Furman vs. The Citadel | 62 |
| 1953-54 Frank Selvy, Furman vs. Wofford | 58 |
| 1954-55 Darrell Floyd, Furman vs. Clemson | 56 |
| 1973-74 Stan Davis, Appalachian State vs. Carson-Newman | 56 |
| 1987-88 Skip Henderson, Marshall vs. The Citadel | 55 |
| 1956-57 Rod Hundley, West Virginia vs. Furman | 54 |
| 1964-65 Fred Hetzel, Davidson vs. Furman | 53 |
| 1996-97 Keith Veney, Marshall vs. Morehead State | 51 |

| Season | G | Pts |
|------------------------------------|----|------|
| 1953-54 Frank Selvy, Furman | 29 | 1209 |
| 1955-56 Darrell Floyd, Furman | 28 | 946 |
| 1959-60 Jerry West, West Virginia | 31 | 908 |
| 1958-59 Jerry West, West Virginia | 34 | 903 |
| 1954-55 Darrell Floyd, Furman | 25 | 897 |
| 1974-75 Bob McCurdy, Richmond | 26 | 855 |
| 2001-02 Jason Conley, VMI | 28 | 820 |
| 1987-88 Skip Henderson, Marshall | 32 | 804 |
| 1955-56 Rod Hundley, West Virginia | 30 | 798 |
| 1990-91 John Taft, Marshall | 28 | 764 |

| Career | G | Pts |
|-------------------------------------|-----|------|
| 1983-88 Skip Henderson, Marshall | 125 | 2574 |
| 1951-54 Frank Selvy, Furman | 78 | 2538 |
| 1975-79 John Gerdy, Davidson | 106 | 2483 |
| 1983-87 Gay Elmore, VMI | 113 | 2423 |
| 1987-91 John Taft, Marshall | 107 | 2332 |
| 1954-58 Dom Flora, Washington & Lee | 109 | 2310 |
| 1957-60 Jerry West, West Virginia | 93 | 2309 |
| 1976-80 Jonathan Moore, Furman | 117 | 2299 |
| 1953-56 Darrell Floyd, Furman | 71 | 2281 |
| 1974-78 Ron Carter, VMI | 116 | 2228 |

SCORING AVERAGE

| Season | G | Pts | Avg |
|--|----|------|------|
| 1953-54 Frank Selvy, Furman | 29 | 1209 | 41.7 |
| 1954-55 Darrell Floyd, Furman | 25 | 897 | 35.9 |
| 1955-56 Darrell Floyd, Furman | 28 | 946 | 33.8 |
| 1974-75 Bob McCurdy, Richmond | 26 | 855 | 32.9 |
| 1972-73 Aron Stewart, Richmond | 19 | 574 | 30.2 |
| 1952-53 Frank Selvy, Furman | 25 | 738 | 29.5 |
| 1959-60 Jerry West, West Virginia | 31 | 908 | 29.3 |
| 2001-02 Jason Conley, VMI | 28 | 820 | 29.3 |
| 1968-69 Bob Tallent, George Washington | 25 | 723 | 28.9 |
| 1954-55 Johnny Mahoney, William & Mary | 24 | 656 | 27.3 |
| 1990-91 John Taft, Marshall | 28 | 738 | 27.3 |
| 1963-64 Fred Hetzel, Davidson | 26 | 709 | 27.3 |

| Career | G | Pts | Avg |
|--|-----|------|------|
| 1951-54 Frank Selvy, Furman | 78 | 2538 | 32.5 |
| 1953-56 Darrell Floyd, Furman | 71 | 2281 | 32.1 |
| 1972-74 Aron Stewart, Richmond | 44 | 1237 | 28.1 |
| 1993-95 Frankie King, Western Carolina | 56 | 1495 | 26.7 |
| 1962-65 Fred Hetzel, Davidson | 79 | 2032 | 25.7 |
| 1973-75 Bob McCurdy, Richmond | 54 | 1347 | 24.9 |
| 1957-60 Jerry West, West Virginia | 93 | 2309 | 24.8 |
| 1954-57 Rod Hundley, West Virginia | 89 | 2180 | 24.5 |
| 1975-79 John Gerdy, Davidson | 106 | 2483 | 23.4 |
| 1990-92 Terry Boyd, Western Carolina | 51 | 1189 | 23.3 |
| 1960-63 Jerry Smith, Furman | 81 | 1885 | 23.3 |
| 2002-04 Kevin Martin, Western Carolina | 79 | 1838 | 23.3 |

FIELD GOALS

| Game | FGM |
|---|-----|
| 1953-54 Frank Selvy, Furman vs. Newberry | 41 |
| 1954-55 Darrell Floyd, Furman vs. Morehead State | 27 |
| 1973-74 Stan Davis, Appalachian State vs. Carson-Newman | 25 |
| 1955-56 Darrell Floyd, Furman vs. The Citadel | 23 |
| 1956-57 Rod Hundley, West Virginia vs. Furman | 22 |
| 1977-78 Bunny Gibson, Marshall vs. Chattanooga | 22 |
| 1960-61 Jeff Cohen, William & Mary vs. Richmond | 21 |
| 1974-75 Bob McCurdy, Richmond vs. West Virginia | 21 |
| 1964-65 Fred Hetzel, Davidson vs. Furman | 20 |
| 1965-66 Dick Snyder, Davidson vs. Ohio University | 20 |
| 1972-73 Aron Stewart, Richmond vs. Appalachian State | 20 |
| 1974-75 Bob McCurdy, Richmond vs. Appalachian State | 20 |
| 1987-88 Skip Henderson, Marshall vs. The Citadel | 20 |

| Season | G | FGM |
|------------------------------------|----|-----|
| 1953-54 Frank Selvy, Furman | 29 | 427 |
| 1954-55 Darrell Floyd, Furman | 25 | 344 |
| 1958-59 Jerry West, West Virginia | 34 | 340 |
| 1955-56 Darrell Floyd, Furman | 28 | 339 |
| 1959-60 Jerry West, West Virginia | 31 | 325 |
| 1974-75 Bob McCurdy, Richmond | 26 | 321 |
| 1977-78 John Gerdy, Davidson | 26 | 292 |
| 1987-88 Skip Henderson, Marshall | 32 | 291 |
| 1955-56 Rod Hundley, West Virginia | 30 | 290 |
| 1978-79 John Gerdy, Davidson | 27 | 289 |
| 2001-02 Jason Conley, VMI | 28 | 285 |

| Career | G | FGM |
|-----------------------------------|-----|------|
| 1976-79 John Gerdy, Davidson | 106 | 1052 |
| 1985-88 Skip Henderson, Marshall | 125 | 1000 |
| 1977-80 Jonathan Moore, Furman | 117 | 947 |
| 1952-54 Frank Selvy, Furman | 78 | 922 |
| 1984-87 Gay Elmore, VMI | 113 | 873 |
| 1954-56 Darrell Floyd, Furman | 71 | 868 |
| 1958-60 Jerry West, West Virginia | 93 | 843 |
| 1988-91 John Taft, Marshall | 107 | 811 |
| 1981-84 Willie White, Chattanooga | 122 | 797 |
| 1963-65 Fred Hetzel, Davidson | 79 | 791 |

FIELD GOAL ATTEMPTS

| Game | FGA |
|--|-----|
| 1953-54 Frank Selvy, Furman vs. Newberry | 66 |
| 1954-55 Darrell Floyd, Furman vs. Morehead State | 51 |
| 1955-56 Darrell Floyd, Furman vs. The Citadel | 49 |
| 1956-57 Rod Hundley, West Virginia vs. Furman | 48 |
| 1973-74 Stan Davis, Appalachian State vs. Carson-Newman | 42 |
| 1955-56 Rod Hundley, West Virginia vs. George Washington | 41 |
| 1953-54 Bill Ralph, VMI vs. West Virginia | 39 |
| 1968-69 Bob Tallent, George Washington vs. Furman | 38 |
| 1965-66 Charlie Schmaus, VMI vs. The Citadel | 37 |
| 1955-56 Bill Matthews, Virginia Tech vs. The Citadel | 36 |

| Season | G | FGA |
|--|----|-----|
| 1953-54 Frank Selvy, Furman | 29 | 941 |
| 1955-56 Darrell Floyd, Furman | 28 | 850 |
| 1955-56 Rod Hundley, West Virginia | 30 | 814 |
| 1954-55 Darrell Floyd, Furman | 25 | 796 |
| 1954-55 Rod Hundley, West Virginia | 30 | 756 |
| 1968-69 Bob Tallent, George Washington | 25 | 677 |
| 1958-59 Jerry West, West Virginia | 34 | 656 |
| 1956-57 Rod Hundley, West Virginia | 29 | 648 |
| 1959-60 Jerry West, West Virginia | 31 | 645 |
| 2001-02 Jason Conley, VMI | 28 | 610 |

Top 10 Performances

2005-06-MEN'S BASKETBALL

| Career | G | FGA |
|------------------------------------|-----|------|
| 1955-57 Rod Hundley, West Virginia | 89 | 2218 |
| 1952-54 Frank Selvy, Furman | 78 | 2143 |
| 1954-56 Darrell Floyd, Furman | 71 | 2063 |
| 1976-79 John Gerdy, Davidson | 106 | 2057 |
| 1985-88 Skip Henderson, Marshall | 125 | 1964 |
| 1984-87 Gay Elmore, VMI | 113 | 1858 |
| 1977-80 Jonathan Moore, Furman | 117 | 1757 |
| 1988-91 John Taft, Marshall | 107 | 1704 |
| 1958-60 Jerry West, West Virginia | 93 | 1660 |
| 1981-84 Willie White, Chattanooga | 122 | 1610 |

FIELD GOAL PERCENTAGE

| Game (minimum 10 attempts) | FGM-FGA | Pct |
|---|---------|-------|
| 2002-03 Ashley Champion, UTC vs. Samford | 12-12 | 100.0 |
| 1999-00 Tyson Patterson, App St. vs. Western Carolina | 12-12 | 100.0 |
| 1979-80 Mel Daniel, Furman vs. VMI | 11-11 | 100.0 |
| 1975-76 Jim McDonough, Wm & Mary vs. Richmond | 10-10 | 100.0 |
| 1984-85 Calvin Cannady, Etsu vs. Radford | 10-10 | 100.0 |
| 1999-00 Oliver Morton, Chattanooga vs. Appalachian St | 14-15 | 93.3 |
| 1978-79 Todd Haynes, Davidson vs. South Carolina | 12-13 | 92.3 |
| 1982-83 Troy Lee Mikell, ETSU vs. UNC-Wilmington | 12-13 | 92.3 |
| 1986-87 Gay Elmore, VMI vs. Bluefield | 12-13 | 92.3 |
| 1990-91 Ted Mosay, The Citadel vs. Western Carolina | 12-13 | 92.3 |
| 1979-80 Mel Daniel, Furman vs. VMI | 11-12 | 91.7 |
| 1986-87 Robert Hill, Western Carolina vs. Bryan | 11-12 | 91.7 |
| 1990-91 Rodney English, ETSU vs. Western Carolina | 11-12 | 91.7 |
| 1999-00 Oliver Morton, UTC vs. Coll. of Charleston | 11-12 | 91.7 |
| 2000-01 Cliff Washburn, The Citadel vs So. Carolina | 11-12 | 91.7 |

| Season (min. five made per game) | G | FGM-FGA | Pct |
|---|----|---------|------|
| 1982-83 Troy Lee Mikell, East Tennessee State | 29 | 197-292 | 67.5 |
| 1994-95 George Spain, Davidson | 27 | 141-210 | 67.1 |
| 1976-77 Dave Montgomery, VMI | 30 | 161-247 | 65.2 |
| 1990-91 Rodney English, East Tennessee State | 33 | 189-292 | 64.7 |
| 1955-56 Joe Holup, George Washington | 26 | 200-309 | 64.7 |
| 1980-81 Charles Payton, Appalachian State | 29 | 178-281 | 63.3 |
| 1963-64 Terry Holland, Davidson | 26 | 135-214 | 63.1 |
| 2002-03 Johnathan Mitchell, Appalachian State | 29 | 88-140 | 62.9 |
| 1997-98 Kareem Livingston, Appalachian State | 29 | 145-231 | 62.8 |
| 2004-05 Kyle Hines, UNC Greensboro | 30 | 175-282 | 62.1 |
| 1979-80 Rich DiBenedetto, Davidson | 25 | 181-292 | 62.0 |

| Career (min. 400 made) | G | FGM-FGA | Pct |
|--|-----|----------|------|
| 1991-94 Ricky Nedd, Appalachian State | 113 | 412-597 | 69.0 |
| 1978-81 Rich DiBenedetto, Davidson | 78 | 442-734 | 60.2 |
| 1997-98 Kareem Livingston, Appalachian State | 114 | 522-873 | 59.8 |
| 1986-89 Joey Brooks, Furman | 113 | 426-718 | 59.3 |
| 1953-56 Joe Holup, George Washington | 104 | 756-1296 | 58.6 |
| 1979-82 Charles Payton, Appalachian State | 112 | 560-958 | 58.5 |
| 1981-84 Pat Sharp, Western Carolina | 112 | 407-692 | 58.3 |
| 1989-92 Bruce Evans, Furman | 117 | 675-1171 | 57.6 |
| 1975-78 Dave Montgomery, VMI | 116 | 528-911 | 58.0 |
| 1988-90 Sam Gibson, Appalachian State | 83 | 508-883 | 57.5 |
| 1985-88 Jeff Himes, Davidson | 117 | 581-1010 | 57.5 |

3-POINT FIELD GOALS MADE

| Game | No |
|--|----|
| 1996-97 Keith Veney, Marshall vs. Morehead State (NCAA record) | 15 |
| 2004-05 Elton Nesbitt, Georgia Southern vs. Chattanooga | 11 |
| 1988-89 David Donerlson, Western Carolina vs. Elon | 10 |
| 1995-96 Keith Veney, Marshall vs. Hampton | 10 |
| 2003-04 Noah Brown, Appalachian State vs. Chattanooga | 9 |
| 2001-02 Travis Cantrell, The Citadel vs. Western Carolina | 9 |
| 1997-98 Wes Moore, Chattanooga vs. Wofford | 9 |
| 1996-97 Keith Veney, Marshall vs. VMI | 9 |
| 1990-91 Aaron Nichols, The Citadel vs. Marshall | 9 |
| 1990-91 John Taft, Marshall vs. District of Columbia | 9 |
| 1987-88 Skip Henderson, Marshall vs. The Citadel | 9 |

| Season | G | No |
|--|-----------|-----------|
| 1996-97 Keith Veney, Marshall | 29 | 130 |
| 1995-96 Keith Veney, Marshall | 28 | 111 |
| 2002-03 Shawn Hall, Appalachian State | 28 | 103 |
| 1999-00 Rufus Leach, Appalachian State | 32 | 103 |
| 2002-03 Troy Wheless, College of Charleston | 33 | 102 |
| 2001-02 Travis Cantrell, The Citadel | 29 | 102 |
| 1995-96 Anquell McCollum, Western Carolina | 30 | 99 |
| 1994-95 Noy Castillo, The Citadel | 27 | 96 |
| 1992-93 Billy Ross, Appalachian State | 28 | 93 |
| 1992-93 Charlton Young, Georgia Southern | 28 | 93 |
| 2004-05 Elton Nesbitt, Georgia Southern | 31 | 92 |
| 2004-05 Brendan Winters, Davidson | 32 | 89 |
| 2001-02 Anthony Thomas, Furman | 31 | 88 |
| 1999-00 Ian Chadwick, Wofford | 30 | 87 |
| 1994-95 Dante Gay, Georgia Southern | 28 | 87 |

| Career | G | No |
|--|-----|-----|
| 1997-01 Ian Chadwick, Wofford | 109 | 299 |
| 2002-05 Terry Williams, Georgia Southern | 117 | 262 |
| 2001-04 Jay Joseph, UNC Greensboro | 119 | 261 |
| 1999-02 Travis Cantrell, The Citadel | 113 | 255 |
| 1992-96 Anquell McCollum, Western Carolina | 112 | 245 |
| 1999-02 Alan Puckett, The Citadel | 113 | 242 |
| 1995-97 Keith Veney, Marshall | 57 | 241 |
| 1993-97 Noy Castillo, The Citadel | 102 | 230 |
| 1988-92 Rodney Peel, Appalachian State | 116 | 229 |
| 1988-91 Keith Jennings, East Tennessee State | 127 | 223 |
| 1988-91 Major Geer, East Tennessee State | 126 | 221 |

3-POINT FIELD GOAL ATTEMPTS

| Game | Att. |
|--|------|
| 1996-97 Keith Veney, Marshall vs. Morehead State | 25 |
| 2001-02 Travis Cantrell, The Citadel vs. Western Carolina | 21 |
| 2002-03 Shawn Hall, Appalachian State vs. Davidson | 19 |
| 1996-97 Keith Veney, Marshall vs. VMI | 19 |
| 1986-87 Craig Bardo, The Citadel vs. College of Charleston | 18 |
| 2003-04 Dante Terry, The Citadel vs. Emmanuel | 17 |
| 2001-02 Jason Conley, VMI vs. Wofford | 17 |
| 1996-97 Keith Veney, Marshall vs. Western Carolina | 17 |
| 1996-97 Keith Veney, Marshall vs. UNC Asheville | 17 |
| 1995-96 Keith Veney, Marshall vs. Hampton | 17 |
| 1991-92 LeVert Threats, Chattanooga vs. Western Carolina | 17 |
| 1988-89 David Donerlson, Western Carolina vs. Elon | 17 |

| Season | G | Att |
|--|-----------|------------|
| 1996-97 Keith Veney, Marshall | 29 | 320 |
| 2002-03 Shawn Hall, Appalachian State | 28 | 309 |
| 1994-95 Noy Castillo, The Citadel | 27 | 274 |
| 2001-02 Travis Cantrell, The Citadel | 29 | 273 |
| 2004-05 Elton Nesbitt, Georgia Southern | 31 | 253 |
| 1999-00 Ian Chadwick, Wofford | 30 | 251 |
| 2002-03 Troy Wheless, College of Charleston | 33 | 244 |
| 1995-96 Keith Veney, Marshall | 28 | 244 |
| 1999-00 Rufus Leach, Appalachian State | 32 | 241 |
| 1995-96 Anquell McCollum, Western Carolina | 30 | 241 |
| 2001-02 Jason Conley, VMI | 28 | 237 |

| Career | G | Att |
|--|-----|-----|
| 1997-01 Ian Chadwick, Wofford | 109 | 819 |
| 2001-05 Terry Williams, Georgia Southern | 117 | 737 |
| 1999-02 Travis Cantrell, The Citadel | 113 | 727 |
| 1992-96 Anquell McCollum, Western Carolina | 112 | 670 |
| 2001-04 Jay Joseph, UNC Greensboro | 119 | 666 |
| 1993-97 Noy Castillo, The Citadel | 102 | 665 |
| 1988-92 Rodney Peel, Appalachian State | 116 | 654 |
| 2001-05 Noah Brown, Appalachian State | 119 | 648 |
| 1999-02 Alan Puckett, The Citadel | 113 | 595 |
| 1995-99 Fernando Daniel, Georgia Southern | 108 | 567 |
| 1995-97 Keith Veney, Marshall | 57 | 564 |
| 2001-05 Tony Mitchell, College of Charleston | 119 | 549 |
| 1990-93 Billy Ross, Appalachian State | 117 | 543 |

3-POINT FIELD GOAL PERCENTAGE

| Game (minimum 5 attempts) | M-Att | Pct |
|--|-------|-------|
| 2000-01 Nathan James, UNC Greensboro vs. St. Peters | 6-6 | 100.0 |
| 1993-94 Brandon Born, Chattanooga vs. S. Mississippi | 6-6 | 100.0 |
| 1992-93 Gary Robb, Chattanooga vs. Alaska-Anchorage | 6-6 | 100.0 |
| 2004-05 Brendan Winters, Davidson vs. Georgetown | 5-5 | 100.0 |
| 2004-05 Robert Swain, College of Charleston vs. Towson | 5-5 | 100.0 |
| 2003-04 Stanley Jackson, Col. of Charleston vs. Bucknell | 5-5 | 100.0 |
| 2001-02 Jay Joseph, UNC Greensboro vs. Furman | 5-5 | 100.0 |
| 2000-01 Jay Joseph, UNC Greensboro vs. E. Carolina | 5-5 | 100.0 |
| 1999-00 Tyson Patterson, Appalachian St. vs. WCU | 5-5 | 100.0 |
| 1999-00 Jeff Bergmann, Davidson vs. Chattanooga | 5-5 | 100.0 |
| 1989-90 Scott Williams, Marshall vs. Chattanooga | 5-5 | 100.0 |
| 1989-90 Kemp Phillips, Appalachian State vs. Davidson | 5-5 | 100.0 |
| 1988-89 Ramon Williams, VMI vs. Western Carolina | 5-5 | 100.0 |
| 1983-84 Dan Matthews, The Citadel vs. Western Carolina | 5-5 | 100.0 |
| 1980-81 Michael Hunt, Furman vs. Western Carolina | 5-5 | 100.0 |

| Season (min. 1.5 3-FGs made per game) | G | M-Att | Pct |
|--|----|--------|------|
| 1990-91 Keith Jennings, East Tennessee State | 33 | 84-142 | 59.2 |
| 1983-84 Quentin Moore, Western Carolina | 28 | 45-83 | 54.2 |
| 1995-96 Joe Stafford, Western Carolina | 30 | 58-110 | 52.7 |
| 1988-89 Keith Gray, Western Carolina | 28 | 44-85 | 51.8 |
| 2002-03 Brendan Winters, Davidson | 27 | 47-93 | 50.5 |
| 1986-87 Derek Rucker, Davidson | 26 | 73-147 | 49.7 |
| 1993-94 Brandon Born, Chattanooga | 30 | 67-135 | 49.6 |
| 1989-90 Keith Jennings, East Tennessee State | 34 | 63-127 | 49.6 |
| 1988-89 Ryan Nesbit, The Citadel | 27 | 48-97 | 49.5 |
| 1998-99 Alan Puckett, The Citadel | 27 | 55-113 | 48.7 |
| 1989-90 Major Geer, East Tennessee State | 34 | 81-169 | 47.9 |
| 1986-87 Kemp Phillips, Appalachian State | 28 | 45-94 | 47.9 |
| 1994-95 Malik Hightower, Marshall | 27 | 46-96 | 47.9 |

| Career (min. 120 3-FGs made) | G | M-Att | Pct |
|--|-----------|----------------|-------------|
| 1989-91 Keith Jennings, East Tennessee State | 127 | 223-452 | 49.3 |
| 1999-02 Alan Puckett, The Citadel | 56 | 126-279 | 45.2 |
| 1984-88 Shawn Reid, Furman | 117 | 146-324 | 45.0 |
| 1991-95 Brandon Born, Chattanooga | 109 | 159-356 | 44.7 |
| 1985-88 Derek Rucker, Davidson | 115 | 154-346 | 44.5 |
| 1989-90 David Donerlson, Western Carolina | 56 | 131-298 | 44.0 |
| 2000-03 Peter Anderer, Davidson | 91 | 190-438 | 43.4 |
| 1987-90 Kemp Phillips, Appalachian State | 107 | 189-437 | 43.3 |
| 2003-Pr., Brendan Winters, Davidson | 88 | 211-493 | 42.8 |
| 1995-97 Keith Veney, Marshall | 57 | 241-564 | 42.7 |
| 1987-90 Ramon Williams, VMI | 111 | 206-483 | 42.7 |

FREE THROWS MADE

| Game | FIM |
|---|-----|
| 1953-54 Frank Selvy, Furman vs. The Citadel | 25 |
| 1955-56 Joe Holup, George Washington vs. Furman | 25 |
| 1961-62 Bill Jarman, Davidson vs. George Washington | 23 |
| 1961-62 Gary Daniels, The Citadel vs. Toledo | 22 |
| 1983-84 Regan Truesdale, The Citadel vs. Marshall | 22 |
| 2003-04 Kevin Martin, Western Carolina vs. ETSU | 21 |
| 1954-55 Johnny Mahoney, William & Mary vs. Geo. Washington | 20 |
| 1956-57 Terry Penn, Virginia Tech vs. The Citadel | 20 |
| 1964-65 Fred Hetzel, Davidson vs. George Washington | 19 |
| 1968-69 Dick Esleeck, Furman vs. East Carolina | 19 |
| 1977-78 Ron Carter, VMI vs. Siena | 19 |
| 1979-80 Greg Dennis, Western Carolina vs. Appalachian State | 19 |
| 1985-86 Gay Elmore, VMI vs. Davidson | 19 |

| Season | G | FIM |
|--|----|-----|
| 1953-54 Frank Selvy, Furman | 29 | 355 |
| 1955-56 Darrell Floyd, Furman | 28 | 268 |
| 1959-60 Jerry West, West Virginia | 31 | 258 |
| 1955-56 Joe Holup, George Washington | 26 | 251 |
| 1957-58 Roy Lange, William & Mary | 29 | 227 |
| 1958-59 Jerry West, West Virginia | 34 | 223 |
| 1955-56 Dom Flora, Washington & Lee | 28 | 219 |
| 1955-56 Rod Hundley, West Virginia | 30 | 218 |
| 1954-55 Johnny Mahoney, William & Mary | 24 | 216 |
| 1974-75 Bob McCurdy, Richmond | 26 | 213 |

| Career | G | FIM |
|--------------------------------------|-----|-----|
| 1953-56 Joe Holup, George Washington | 104 | 714 |
| 1955-58 Dom Flora, Washington & Lee | 109 | 696 |
| 1952-54 Frank Selvy, Furman | 78 | 694 |
| 1953-56 Ed Harrison, Richmond | 115 | 633 |
| 1958-60 Jerry West, West Virginia | 93 | 623 |
| 1955-57 Rod Hundley, West Virginia | 89 | 610 |
| 1961-63 Jerry Smith, Furman | 81 | 609 |
| 1958-61 Jeff Cohen, William & Mary | 103 | 565 |
| 1954-56 Darrell Floyd, Furman | 71 | 545 |
| 1979-82 Mel Daniel, Furman | 110 | 539 |

FREE THROW ATTEMPTS

| Game | FTA |
|---|-----|
| 1955-56 Joe Holup, George Washington vs. Furman | 30 |
| 1961-62 Gary Daniels, The Citadel vs. Toledo | 29 |
| 1983-84 Regan Truesdale, The Citadel vs. Marshall | 27 |
| 1961-62 Bill Jarman, Davidson vs. George Washington | 27 |
| 1953-54 Frank Selvy, Furman vs. The Citadel | 27 |
| 1993-94 Frankie King, Western Carolina vs. E. Tennessee State | 26 |
| 1998-99 Stanislav Makshantsev, Furman vs. Wofford | 24 |
| 1992-93 Lamar Wright, The Citadel vs. Furman | 24 |
| 1958-59 Art Musselman, The Citadel vs. Memphis State | 24 |
| 1954-55 Darrell Floyd, Furman vs. Georgia Tech | 24 |

| Season | G | FTA |
|--|----|-----|
| 1953-54 Frank Selvy, Furman | 29 | 444 |
| 1955-56 Darrell Floyd, Furman | 28 | 350 |
| 1959-60 Jerry West, West Virginia | 31 | 337 |
| 1955-56 Joe Holup, George Washington | 26 | 331 |
| 1958-59 Jerry West, West Virginia | 34 | 320 |
| 1953-54 Bill Matthews, Virginia Tech | 27 | 297 |
| 1955-56 Dom Flora, Washington & Lee | 28 | 295 |
| 1957-58 Roy Lange, William & Mary | 29 | 288 |
| 1954-55 Johnny Mahoney, William & Mary | 24 | 286 |
| 1993-94 Frankie King, Western Carolina | 28 | 281 |

| Career | G | FTA |
|--------------------------------------|-----|-----|
| 1953-56 Joe Holup, George Washington | 104 | 961 |
| 1952-54 Frank Selvy, Furman | 78 | 906 |
| 1958-60 Jerry West, West Virginia | 93 | 851 |
| 1953-56 Ed Harrison, Richmond | 115 | 850 |
| 1953-56 Bill Matthews, Virginia Tech | 100 | 786 |
| 1961-63 Jerry Smith, Furman | 81 | 743 |
| 1988-91 John Taft, Marshall | 106 | 734 |

Top 10 Performances

2005-06 MEN'S BASKETBALL

FREE THROW PERCENTAGE

| Game | FTM-FTA Pct |
|--|-----------------|
| 1995-96 Anquell McCollum, Western Carolina vs. Marshall | 18-18 ... 100.0 |
| 1993-94 Chad Copeland, Chattanooga vs. Alabama State | 17-17 ... 100.0 |
| 1983-84 Stanford Stickland, Chattanooga vs. Georgia Southern | 16-16 ... 100.0 |
| 1981-82 Greg Dennis, Western Carolina vs. VMI | 16-16 ... 100.0 |
| 2002-03 Kevin Martin, Western Carolina vs. Coastal Carolina | 14-14 ... 100.0 |
| 2001-02 Dimeco Childress, ETSU vs. Davidson | 14-14 ... 100.0 |
| 1998-99 Stanislav Makshantsev, Furman vs. Duquesne | 14-14 ... 100.0 |
| 1990-91 Terry Boyd, Western Carolina vs. Appalachian State | 14-14 ... 100.0 |
| 1988-89 John Humphrey, Marshall vs. Austin Peay | 14-14 ... 100.0 |
| 1983-84 Laverne Evans, Marshall vs. Chattanooga | 14-14 ... 100.0 |
| 1983-84 Willie White, Chattanooga vs. Western Carolina | 14-14 ... 100.0 |
| 2003-04 Ashley Champion, Chattanooga vs. Appalachian St. | 13-13 ... 100.0 |
| 2002-03 Kevin Martin, Western Carolina vs. Georgia So. | 13-13 ... 100.0 |
| 2001-02 Guilherme Da Luz, Furman vs. The Citadel | 13-13 ... 100.0 |
| 1979-80 Ken Labanowski, Marshall vs. Western Carolina | 13-13 ... 100.0 |
| 1977-78 Darryl Robinson, Appalachian St. vs. The Citadel | 13-13 ... 100.0 |
| 1968-69 Mike Maloy, Davidson v. St. John's | 13-13 ... 100.0 |
| 1967-68 Mike Manis, VMI v. Old Dominion | 13-13 ... 100.0 |
| 1954-55 Dom Flora, Washington & Lee vs. N/A | 13-13 ... 100.0 |
| 1954-55 Robin Porter, VMI vs. West Virginia | 13-13 ... 100.0 |

| Season (min. 2.5 made per game) | G | FTM-FTA | Pct |
|--|----|---------|------|
| 1977-78 Bunny Gibson, Marshall | 28 | 84-89 | 94.4 |
| 2001-02 Ryan Lawson, East Tennessee State | 28 | 68-73 | 93.2 |
| 1979-80 Randy Nesbit, The Citadel | 27 | 74-80 | 92.5 |
| 2002-03 Tim Parker, Chattanooga | 30 | 78-85 | 91.8 |
| 2003-04 Terry Williams, Georgia Southern | 29 | 81-90 | 90.0 |
| 1993-94 Chad Copeland, Chattanooga | 30 | 206-230 | 89.6 |
| 1998-99 Jermel President, Col. of Charleston | 31 | 94-105 | 89.5 |
| 1978-79 Greg White, Marshall | 27 | 85-95 | 89.5 |
| 1990-91 Keith Jennings, East Tennessee State | 33 | 136-152 | 89.5 |
| 2000-01 Nathan Jameson, UNC Greensboro | 31 | 77-86 | 89.5 |
| 2001-02 Travis Cantrell, The Citadel | 29 | 92-103 | 89.3 |

| Career (min. 200 made) | G | FTM-FTA | Pct |
|--|-----|---------|------|
| 1993-94 Chad Copeland, Chattanooga | 47 | 281-316 | 88.9 |
| 1967-69 Johnny Mitchell, VMI | 65 | 214-247 | 86.6 |
| 1978-81 Greg White, Marshall | 113 | 260-301 | 86.4 |
| 1988-91 Keith Jennings, E. Tennessee State | 127 | 490-569 | 86.1 |
| 1979-82 Greg Dennis, Western Carolina | 109 | 554-647 | 85.6 |
| 1998-01 Nathan Jameson, UNC Greensboro | 101 | 214-250 | 85.6 |
| 1978-81 Andy Kolesar, VMI | 108 | 286-337 | 84.9 |
| 1991-95 Brandon Born, Chattanooga | 109 | 312-368 | 84.8 |
| 1999-02 Travis Cantrell, The Citadel | 113 | 228-270 | 84.4 |
| 2001-04 Kevin Martin, Western Carolina | 79 | 534-635 | 84.1 |
| 1992-96 Bobby Prince, VMI | 106 | 243-289 | 84.1 |

REBOUNDS

| Game | No |
|--|----|
| 1953-54 Bill Ralph, VMI vs. Hampden-Sydney | 31 |
| 1959-60 Jerry West, West Virginia vs. George Washington | 31 |
| 1962-63 Gerald Glur, Furman vs. Richmond | 29 |
| 1969-70 Joe Brunson, Furman vs. The Citadel | 29 |
| 1954-55 Bobby Williamson, VMI vs. Lynchburg | 28 |
| 1966-67 Steve Powers, VMI vs. Davidson | 28 |
| 1968-69 Joe Brunson, Furman vs. American | 28 |
| 1962-63 Kirk Gooding, William & Mary vs. George Washington | 27 |
| 1963-64 Joe Adamitis, George Washington vs. Navy | 27 |
| 1963-64 Joe Adamitis, George Washington vs. William & Mary | 27 |
| 1964-65 Fred Hetzel, Davidson vs. Furman | 27 |

| Season | G | No |
|--|----|-----|
| 1955-56 Joe Holup, George Washington | 26 | 604 |
| 1954-55 Joe Holup, George Washington | 30 | 546 |
| 1959-60 Jerry West, West Virginia | 31 | 510 |
| 1959-60 Chris Smith, Virginia Tech | 26 | 495 |
| 1961-62 Gerald Glur, Furman | 27 | 488 |
| 1953-54 Joe Holup, George Washington | 26 | 484 |
| 1959-60 Jeff Cohen, William & Mary | 26 | 471 |
| 1954-55 Bill Matthews, Virginia Tech | 25 | 470 |
| 1956-57 Gene Guarilia, George Washington | 24 | 447 |
| 1956-57 Lloyd Sharrar, West Virginia | 30 | 443 |

| Career | G | No |
|--------------------------------------|-----|------|
| 1953-56 Joe Holup, George Washington | 104 | 2030 |
| 1958-61 Jeff Cohen, William & Mary | 103 | 1679 |
| 1958-61 Chris Smith, Virginia Tech | 88 | 1508 |
| 1953-56 Bill Matthews, Virginia Tech | 100 | 1379 |
| 1953-56 Ken Daniel, Richmond | 114 | 1255 |
| 1977-80 Jonathan Moore, Furman | 117 | 1242 |
| 1958-60 Jerry West, West Virginia | 93 | 1240 |
| 1953-56 Walt Lysaght, Richmond | 110 | 1190 |
| 1961-63 Gerald Glur, Furman | 81 | 1183 |
| 1956-58 Lloyd Sharrar, West Virginia | 88 | 1178 |

ASSISTS

| Game | No |
|--|----|
| 1990-91 Keith Jennings, E. Tennessee State vs. Appalachian State | 19 |
| 1979-80 Greg White, Marshall vs. CCNY | 18 |
| 2001-02 Sean Peterson, Georgia Southern vs. Western Carolina | 17 |
| 1971-72 Mike Sorrentino, Davidson vs. Appalachian State | 17 |
| 1976-77 Chris Dodds, Davidson vs. Wofford | 17 |
| 1992-93 Gary Robb, Chattanooga vs. Southern | 17 |
| 1991-92 Tim Brooks, Chattanooga vs. Western Carolina | 16 |
| 2000-01 Sean Peterson, Georgia Southern vs. E. Tennessee State | 16 |
| 1966-67 Ron Williams, West Virginia vs. Davidson | 15 |
| 1982-83 Jeff Battle, Marshall vs. CCNY | 15 |
| 1986-87 Spotlight Walker, Western Carolina vs. Marshall | 15 |
| 1990-91 Keith Jennings, East Tennessee State vs. Chattanooga | 15 |

| Season | G | No |
|--|----|-----|
| 1990-91 Keith Jennings, East Tennessee State | 33 | 301 |
| 1989-90 Keith Jennings, East Tennessee State | 34 | 297 |
| 1999-00 Tyson Patterson, Appalachian State | 32 | 218 |
| 2002-03 Richard Little, VMI | 30 | 216 |
| 1999-00 Casey Rogers, Western Carolina | 28 | 213 |
| 1992-93 Tim Brooks, Chattanooga | 33 | 209 |
| 2001-02 Guilherme Da Luz, Furman | 31 | 206 |
| 1991-92 Tim Brooks, Chattanooga | 30 | 205 |
| 1977-78 Chris Dodds, Davidson | 27 | 203 |
| 1988-89 Keith Jennings, East Tennessee State | 31 | 202 |

| Career | G | No |
|--|-----|-----|
| 1988-91 Keith Jennings, East Tennessee State | 127 | 983 |
| 1978-81 Greg White, Marshall | 113 | 701 |
| 2000-03 Guilherme Da Luz, Furman | 117 | 668 |
| 1999-02 Casey Rogers, Western Carolina | 114 | 647 |
| 1995-98 Ali Ton, Davidson | 113 | 646 |
| 1996-00 Tyson Patterson, Appalachian State | 118 | 638 |
| 1999-02 Courtney Eldridge, UNC Greensboro | 115 | 584 |
| 1992-96 Chris Alpert, Davidson | 115 | 542 |
| 1979-82 Kevin Young, Western Carolina | 109 | 530 |
| 1981-84 Sam Henry, Marshall | 113 | 519 |

STEALS

| Game | No |
|---|----------|
| 1997-98 Ali Ton, Davidson vs. Tufts | 11 |
| 1997-98 Jason Bell, VMI vs. Furman | 10 |
| 1994-95 Brandon Born, Chattanooga vs. South Carolina-Aiken | 10 |
| 1993-94 Shawn Moore, Marshall vs. East Tennessee State | 10 |
| 2003-04 Zakee Wadood, East Tennessee State vs. Clemson | 10 |
| 2004-05 Kevin Hammack, The Citadel vs. Navy | 8 |
| 2002-03 Tim Smith, East Tennessee State vs. Virginia-Wise | 8 |
| 2001-02 Jason Conley, VMI vs. Charleston Southern | 8 |
| 1999-00 Tyson Patterson, Appalachian State vs. Lees-McRae | 8 |
| 1998-99 Jason Bell, VMI vs. UNC Greensboro | 8 |
| 1997-98 Jason Bell, VMI vs. West Virginia Tech | 8 |
| 1996-97 Jason Bell, VMI vs. East Tennessee State | 8 |
| 1993-94 Trazel Silvers, East Tennessee State vs. Michigan State | 8 |
| 1992-93 Trazel Silvers, East Tennessee State vs. Appalachian State .. | 8 |
| 1983-84 Jeff Battle, Marshall vs. Furman | 8 |
| 1983-84 David Wade, Marshall vs. Marquette | 8 |
| 1975-76 Kevin Eastman, Richmond vs. Davidson | 8 |

| Season | G | No |
|--|---------|-----|
| 1990-91 Keith Jennings, East Tennessee State | 33 | 109 |
| 2002-03 Zakee Wadood, East Tennessee State | 29 | 93 |
| 2003-04 Zakee Wadood, East Tennessee State | 33 | 92 |
| 1999-00 Tyson Patterson, Appalachian State | 32 | 87 |
| 1989-90 Keith Jennings, East Tennessee State | 34 | 84 |
| 1991-92 Tim Brooks, Chattanooga | 30 | 83 |
| 2003-04 Tim Smith, East Tennessee State | 32 | 82 |
| 2001-02 Jason Conley, VMI | 28 | 82 |
| 2000-01 Courtney Eldridge, UNC Greensboro | 31 | 82 |
| 2004-05 D.J. Thompson, Appalachian State | 30 | 81 |

| Career | G | No |
|--|---------|-----|
| 1988-91 Keith Jennings, East Tennessee State | 127 | 334 |
| 1985-88 Derek Rucker, Davidson | 115 | 250 |
| 1996-00 Tyson Patterson, Appalachian State | 118 | 247 |
| 2001-04 Zakee Wadood, East Tennessee State | 112 | 246 |
| 1995-98 Jason Bell, VMI | 100 | 240 |
| 1988-92 Rodney Peel, Appalachian State | 116 | 236 |
| 1999-01 Courtney Eldridge, UNC Greensboro | 115 | 226 |
| 1996-99 Ali Ton, Davidson | 113 | 222 |
| 2001-05 Terry Williams, Georgia Southern | 117 | 221 |
| 2002-05 Tim Smith, East Tennessee State | 92 | 218 |


BLOCKED SHOTS

| Game | No |
|--|----|
| 1973-74 Fessor Leonard, Furman vs. St. Peters | 13 |
| 1996-97 Kirill Misyuchenko, The Citadel vs. Wingate | 10 |
| 2001-02 Neil Ashby, Chattanooga vs. Murray State | 10 |
| 1980-81 George Singleton, Furman vs. The Citadel | 9 |
| 1980-81 George Singeton, Furman vs. Marshall | 9 |
| 1989-90 Omar Roland, Marshall vs. Chattanooga | 9 |
| 1999-00 Eric Mann, VMI vs. The Citadel | 9 |
| 1989-90 Omar Roland, Marshall vs. Western Carolina | 8 |
| 1990-91 Scott VanSchaardenburg, The Citadel vs. Duke | 8 |
| 1993-94 Ricky Nedd, Appalachian State vs. Tennessee Tech | 8 |
| 1995-96 Kirill Misyuchenko, The Citadel vs. Ga. Southern | 8 |

| Season | G | No |
|---|-----------|------------|
| 2004-05 Kyle Hines, UNC Greensboro | 30 | 106 |
| 1989-90 Omar Roland, Marshall | 28 | 101 |
| 1999-00 Jody Lumpkin, College of Charleston | 30 | 93 |
| 1980-81 George Singleton, Furman | 27 | 93 |
| 2000-01 Rans Brempong, Western Carolina | 31 | 93 |
| 1996-97 Kirill Misyuchenko, The Citadel | 27 | 83 |
| 2003-04 Mike Benton, College of Charleston | 29 | 82 |
| 2000-01 Jody Lumpkin, College of Charleston | 29 | 79 |
| 2002-03 Mike Benton, College of Charleston | 32 | 74 |
| 1983-84 George Singleton, Furman | 29 | 71 |
| 2003-04 Zakee Wadood, East Tennessee State | 33 | 70 |

| Career | G | No |
|--|---------|-----|
| 2001-05 Rans Brempong, Western Carolina | 115 | 308 |
| 1981-84 George Singleton, Furman | 106 | 269 |
| 1998-01 Jody Lumpkin, College of Charleston | 90 | 238 |
| 1995-98 Kirill Misyuchenko, The Citadel | 78 | 215 |
| 1990-93 Lewis Preston, VMI | 108 | 202 |
| 1991-94 Ricky Nedd, Appalachian State | 113 | 193 |
| 1997-01 Eric Mann, VMI | 110 | 184 |
| 1977-80 Jonathan Moore, Furman | 117 | 182 |
| 1988-92 Greg Dennis, East Tennessee State | 127 | 174 |
| 1994-98 Kareem Livingston, Appalachian State | 114 | 165 |

Active Players in Bold



UNC Greensboro's Kyle Hines became the Southern Conference's season blocks leader in 2004-05 with 106 swats.

INDIVIDUAL - GAME

- Most Points** – 55, Skip Henderson (Marshall) vs. The Citadel, 1988
- Most Field Goals** – 20, Skip Henderson (Marshall) vs. The Citadel, 1988
- Most Field Goal Attempts** – 38, Darrell Floyd (Furman) vs. Virginia Tech, 1956
- Most 3-Point Field Goals** – 9, Skip Henderson (Marshall) vs. The Citadel, 1988
- Most 3-Point Field Goal Attempts** – 14, Shawn Hall (Appalachian State) vs. College of Charleston, 2002; Skip Henderson (Marshall) vs. The Citadel, 1988
- Most Free Throws** – 19, Greg Dennis (Western Carolina) vs. Appalachian State 1980
- Most Free Throw Attempts** – 22, Joe Holup (George Washington) vs. West Virginia, 1954
- Most Rebounds** – 28, Chris Smith (Virginia Tech) vs. George Washington 1960
- Most Assists** – 13, Richard Little (VMI) vs. Chattanooga, 2003
- Most Steals** – 8, Trazel Silvers (East Tennessee State) vs. Appalachian State, 1993
- Most Blocked Shots** – 6, Omar Roland (Marshall) vs. Furman, 1990; Lewis Preston (VMI) vs. Furman 1993; Ricky Nedd (Appalachian State) vs. East Tennessee State, 1993

THREE GAMES

- Most Points** – 109, John Taft (Marshall), 1989
- Most Field Goals** – 40, John Taft (Marshall), 1989
- Most Field Goal Attempts** – 65, Tim Smith (East Tennessee St), 2004
- Most 3-Point Field Goals** – 15, Keith Veney (Marshall), 1997
- Most 3-Point Field Goal Attempts** – 27, Keith Veney (Marshall), 1997
- Most Free Throws** – 40, Jeff Cohen (William & Mary), 1961
- Most Free Throw Attempts** – 54, Jeff Cohen (William & Mary), 1961
- Most Rebounds** – 70, Chris Smith (Virginia Tech), 1960
- Most Assists** – 26, Keith Jennings (East Tennessee State), 1990
- Most Steals** – 12, Derek Rucker (Davidson), 1986; D.J. Thompson (Appalachian State), 2005
- Most Blocked Shots** – 11, Zakee Wadood (East Tennessee State), 2003

TEAM - GAME

- Most Points** – 126, Furman vs. VMI, 1972
- Most Field Goals** – 49, West Virginia vs. William & Mary, 1960; Furman vs. VMI, 1972
- Most Field Goal Attempts** – 93, West Virginia vs. William & Mary, 1960
- Most 3-Point Field Goals** – 17, VMI vs. Western Carolina, 1996
- Most 3-Point Field Goal Attempts** – 43, VMI vs. Western Carolina, 1996
- Most Free Throws** – 37, Furman vs. The Citadel, 1979; Marshall vs. Chattanooga, 1984
- Most Free Throw Attempts** – 55, West Virginia vs. George Washington, 1962
- Most Rebounds** – 69, Davidson vs. VMI, 1962
- Fewest Points Allowed** – 33, VMI vs. Richmond, 1976
- Fewest Field Goals Allowed** – 12, VMI vs. Richmond, 1976
- Fewest Free Throws Allowed** – 0, Appalachian State vs. East Carolina, 1976
- Most Assists** – 29, Marshall vs. The Citadel, 1980
- Most Steals** – 17, Marshall vs. Davidson, 1985; Chattanooga vs. VMI, 1992
- Most Blocked Shots** – 10, East Tennessee State vs. The Citadel, 1992; Appalachian State vs. Georgia Southern, 1994

THREE GAMES

- Most Points** – 304, East Tennessee State, 1991
- Most Field Goals** – 116, West Virginia, 1960
- Most Field Goal Attempts** – 208, East Tennessee State, 1993
- Most 3-Point Field Goals** – 30, Marshall, 1997
- Most 3-Point Field Goal Attempts** – 80, Chattanooga, 2004
- Most Free Throws** – 92, Davidson, 1969
- Most Free Throw Attempts** – 120, West Virginia, 1962
- Most Rebounds** – 134, Marshall, 1980; East Tennessee State, 1993
- Fewest Points Allowed** – 159, George Washington, 1955
- Fewest Field Goals Allowed** – 56, George Washington, 1955
- Fewest Free Throws Allowed** – 16, VMI, 1976
- Most Assists** – 64, East Tennessee St., 1991; Appalachian St., 1995
- Most Steals** – 32, Marshall, 1984
- Most Blocked Shots** – 23, East Tennessee State, 2004

TOP SCORING GAMES

- 55 Skip Henderson (Marshall) vs. The Citadel, 1988
- 45 Jon Feldman (George Washington) vs. William & Mary, 1961
- 43 Darrell Floyd (Furman) vs. Virginia Tech, 1956
- 42 Rod Hundley (West Virginia) vs. Furman, 1956
- 42 Terry Boyd (Western Carolina) vs. Chattanooga, 1991
- 41 Walter Devlin (George Washington) vs. Richmond, 1954
- 41 Fred Hetzel (Davidson) vs. VMI, 1964
- 41 Frankie King, (Western Carolina) vs. Davidson, 1994
- 40 Joe Holup (George Washington) vs. West Virginia, 1954
- 40 Anquell McCollum (Western Carolina) vs. VMI, 1996

TOP CHAMPIONSHIP SCORING GAMES

- 45 Jon Feldman (George Washington) vs. William & Mary, 1961
- 41 Walter Devlin (George Washington) vs. Richmond, 1954
- 38 Jeff Cohen (William & Mary) vs. George Washington, 1961
- 38 LaVerne Evans (Marshall) vs. Chattanooga, 1984
- 36 Roy Simpson (Furman) vs. East Carolina, 1972
- 36 John Taft (Marshall) vs. East Tennessee State, 1989
- 31 Sam Ranzino (North Carolina State) vs. Duke, 1950
- 31 Al Daniel (Furman) vs. Appalachian State, 1979
- 31 Keith Jennings (East Tennessee St.) vs. Appalachian St., 1991
- 30 Rod Hundley (West Virginia) vs. George Washington, 1955



Yearly Statistical Leaders

2005-06 MEN'S BASKETBALL

Individual Leaders

SCORING AVERAGE

| Year | | Pts | Avg |
|---------|-------------------------------------|------|------|
| 1953-54 | Frank Selvy, Furman | 1209 | 41.7 |
| 1954-55 | Darrell Floyd, Furman | 897 | 35.9 |
| 1955-56 | Darrell Floyd, Furman | 946 | 33.8 |
| 1956-57 | Rod Hundley, West Virginia | 671 | 23.1 |
| 1957-58 | Bob Ayersman, Virginia Tech | 393 | 20.7 |
| 1958-59 | Jerry West, West Virginia | 903 | 26.6 |
| 1959-60 | Jerry West, West Virginia | 908 | 29.3 |
| 1960-61 | Jeff Cohen, William & Mary | 575 | 24.0 |
| 1961-62 | Jerry Smith, Furman | 728 | 26.9 |
| 1962-63 | Fred Hetzel, Davidson | 634 | 23.5 |
| 1963-64 | Fred Hetzel, Davidson | 709 | 27.3 |
| 1964-65 | Fred Hetzel, Davidson | 689 | 26.5 |
| 1965-66 | Dick Snyder, Davidson | 753 | 26.9 |
| 1966-67 | Johnny Moates, Richmond | 574 | 25.0 |
| 1967-68 | Bob Sherwood, William & Mary | 518 | 22.5 |
| 1968-69 | Bob Tallent, George Washington | 686 | 29.8 |
| 1969-70 | Mike Tallent, George Washington | 489 | 21.3 |
| 1970-71 | Tom Jasper, William & Mary | 472 | 18.9 |
| 1971-72 | Russ Hunt, Furman | 582 | 23.3 |
| 1972-73 | Aron Stewart, Richmond | 545 | 30.3 |
| 1973-74 | Aron Stewart, Richmond | 663 | 26.5 |
| 1974-75 | Bob McCurdy, Richmond | 855 | 32.9 |
| 1975-76 | Ray Miller, Furman | 584 | 21.6 |
| 1976-77 | Bruce Grimm, Furman | 503 | 24.0 |
| 1977-78 | Ron Carter, VMI | 736 | 26.3 |
| 1978-79 | John Gerdy, Davidson | 721 | 26.7 |
| 1979-80 | Greg Dennis, Western Carolina | 574 | 21.3 |
| 1980-81 | Mel Daniel, Furman | 528 | 22.0 |
| 1981-82 | Ronnie Carr, Western Carolina | 494 | 19.0 |
| 1982-83 | Willie White, Chattanooga | 553 | 18.4 |
| 1983-84 | Regan Truesdale, The Citadel | 617 | 22.0 |
| 1984-85 | Regan Truesdale, The Citadel | 624 | 21.5 |
| 1985-86 | Gay Elmore, VMI | 637 | 22.8 |
| 1986-87 | Gay Elmore, VMI | 713 | 25.5 |
| 1987-88 | Skip Henderson, Marshall | 804 | 25.1 |
| 1988-89 | John Taft, Marshall | 375 | 26.0 |
| 1989-90 | John Taft, Marshall | 584 | 23.4 |
| 1990-91 | John Taft, Marshall | 764 | 27.3 |
| 1991-92 | Terry Boyd, Western Carolina | 525 | 22.8 |
| 1992-93 | Billy Ross, Appalachian State | 683 | 24.4 |
| 1993-94 | Frankie King, Western Carolina | 752 | 26.9 |
| 1994-95 | Frankie King, Western Carolina | 743 | 26.5 |
| 1995-96 | Anquell McCollum, Western Carolina | 751 | 25.0 |
| 1996-97 | John Brannen, Marshall | 605 | 20.9 |
| 1997-98 | Greg Stephens, East Tennessee State | 447 | 17.2 |
| 1998-99 | Jason Bell, VMI | 492 | 18.9 |
| 1999-00 | Jarvis Hayes, Western Carolina | 479 | 17.1 |
| 2000-01 | Ian Chadwick, Wofford | 509 | 20.4 |
| 2001-02 | Jason Conley, VMI | 820 | 29.3 |
| 2002-03 | Kevin Martin, Western Carolina | 546 | 22.8 |
| 2003-04 | Kevin Martin, Western Carolina | 673 | 24.9 |
| 2004-05 | Tim Smith, East Tennessee State | 645 | 22.2 |

FIELD GOAL PERCENTAGE

| Year | | FG-FGA | Pct |
|---------|------------------------------------|---------|------|
| 1953-54 | Joe Holup, George Washington | 179-313 | 57.2 |
| 1954-55 | Joe Holup, George Washington | 233-373 | 59.8 |
| 1955-56 | Joe Holup, George Washington | 200-309 | 64.7 |
| 1956-57 | Bob Hoitsman, William & Mary | 117-216 | 54.2 |
| 1957-58 | Howard McDonald, George Washington | 165-314 | 52.5 |
| 1958-59 | Dag Wilson, Furman | 157-289 | 54.3 |
| 1959-60 | Chuck Sanders, William & Mary | 98-191 | 51.2 |
| 1960-61 | Bobby Pinson, Furman | 106-204 | 51.9 |
| 1961-62 | Keith Stowers, The Citadel | 135-214 | 63.1 |
| 1962-63 | Fred Hetzel, Davidson | 273-471 | 58.0 |
| 1963-64 | Terry Holland, Davidson | 135-214 | 63.1 |
| 1964-65 | Fred Hetzel, Davidson | 273-471 | 58.0 |
| 1965-66 | Bob Nugent, George Washington | 65-106 | 61.3 |
| 1966-67 | Dave Daugherty, William & Mary | 109-198 | 55.1 |
| 1967-68 | Mike Maloy, Davidson | 133-238 | 55.9 |
| 1968-69 | Al Kroboth, The Citadel | 125-206 | 60.7 |
| 1969-70 | Joe Brunson, Furman | 127-226 | 56.2 |
| 1970-71 | Steve Kirley, Davidson | 123-214 | 57.5 |
| 1971-72 | John Pecorak, Davidson | 89-156 | 57.1 |
| 1972-73 | Larry Horowitz, Davidson | 107-197 | 54.3 |
| 1973-74 | Bob McCurdy, Richmond | 216-369 | 58.5 |
| 1974-75 | Larry Hunt, East Carolina | 130-222 | 58.6 |
| 1975-76 | Dave Montgomery, VMI | 126-224 | 56.3 |
| 1976-77 | Dave Montgomery, VMI | 161-247 | 65.2 |

| Year | | FG-FGA | Pct |
|---------|---------------------------------------|---------|------|
| 1977-78 | Rich DiBenedetto, Davidson | 120-200 | 60.0 |
| 1978-79 | Rick Swing, The Citadel | 176-317 | 55.5 |
| 1979-80 | Rich DiBenedetto, Davidson | 181-292 | 62.0 |
| 1980-81 | Charles Payton, Appalachian State | 178-281 | 63.3 |
| 1981-82 | George Singleton, Furman | 120-205 | 58.5 |
| 1982-83 | Troy Lee Mikell, East Tennessee State | 197-292 | 67.5 |
| 1983-84 | George Singleton, Furman | 164-276 | 59.4 |
| 1984-85 | Skip Henderson, Marshall | 241-436 | 55.3 |
| 1985-86 | Calvin Cannady, East Tennessee State | 143-237 | 60.3 |
| 1986-87 | Jeff Himes, Davidson | 196-319 | 61.4 |
| 1987-88 | Tom Curry, Marshall | 186-309 | 60.2 |
| 1988-89 | Sam Gibson, Appalachian State | 182-300 | 60.7 |
| 1989-90 | Broderick Parker, Appalachian State | 150-250 | 60.0 |
| 1990-91 | Rodney English, East Tennessee State | 189-292 | 64.7 |
| 1991-92 | Bruce Evans, Furman | 169-301 | 56.1 |
| 1992-93 | Detlef Musch, Davidson | 163-294 | 55.4 |
| 1993-94 | Brandon Born, Chattanooga | 166-289 | 57.4 |
| 1994-95 | George Spain, Davidson | 141-210 | 67.1 |
| 1995-96 | Kareem Livingston, Appalachian State | 161-285 | 56.5 |
| 1996-97 | Matt Newman, The Citadel | 138-270 | 51.1 |
| 1997-98 | Kareem Livingston, Appalachian State | 145-231 | 62.8 |
| 1998-99 | Jody Lumpkin, College of Charleston | 131-216 | 60.6 |
| 1999-00 | Jonas Hayes, Western Carolina | 84-134 | 62.7 |
| 2000-01 | Dusty Pულიan, Chattanooga | 101-140 | 72.1 |
| 2001-02 | Kelvin Wylie, Western Carolina | 117-203 | 57.6 |
| 2002-03 | Johnathan Mitchell, Appalachian State | 88-140 | 62.9 |
| 2003-04 | Frank Bennett, Georgia Southern | 163-276 | 59.1 |
| 2004-05 | Kyle Hines, UNC Greensboro | 175-282 | 62.1 |

3-POINT FIELD GOAL PERCENTAGE

| Year | | M-ATT | Pct |
|---------|--|--------|------|
| 1980-81 | Todd Haynes, Davidson | 5-13 | 61.5 |
| 1981-82 | Ronnie Carr, Western Carolina | 8-11 | 72.7 |
| 1982-83 | Marc Quesenberry, East Tennessee State | 33-66 | 50.0 |
| 1983-84 | Quentin Moore, Western Carolina | 45-83 | 54.2 |
| 1984-85 | n/a | | |
| 1985-86 | n/a | | |
| 1986-87 | Derek Rucker, Davidson | 73-147 | 49.7 |
| 1987-88 | Shawn Reid, Furman | 66-143 | 46.1 |
| 1988-89 | Keith Gray, Western Carolina | 44-85 | 51.8 |
| 1989-90 | Keith Jennings, East Tennessee State | 63-127 | 49.6 |
| 1990-91 | Keith Jennings, East Tennessee State | 84-142 | 59.2 |
| 1991-92 | Billy Ross, Appalachian State | 57-128 | 44.5 |
| 1992-93 | Jason Zimmerman, Davidson | 62-149 | 41.6 |
| 1993-94 | Brandon Born, Chattanooga | 67-135 | 49.6 |
| 1994-95 | Malik Hightower, Marshall | 46-96 | 47.9 |
| 1995-96 | Joe Stafford, Western Carolina | 58-110 | 52.7 |
| 1996-97 | Willie Young, Chattanooga | 62-145 | 42.8 |
| 1997-98 | Wes Moore, Chattanooga | 58-137 | 42.3 |
| 1998-99 | Alan Puckett, The Citadel | 55-113 | 48.7 |
| 1999-00 | Alan Puckett, The Citadel | 71-166 | 42.8 |
| 2000-01 | Jay Joseph, UNC Greensboro | 59-139 | 42.4 |
| 2001-02 | Peter Anderer, Davidson | 84-185 | 45.4 |
| 2002-03 | Brendan Winters, Davidson | 47-93 | 50.5 |
| 2003-04 | Bryan Richardson, Chattanooga | 52-115 | 45.2 |
| 2004-05 | Ben Earle, Furman | 51-117 | 43.6 |

FREE THROW PERCENTAGE

| Year | | FT-FTA | Pct |
|---------|----------------------------------|---------|------|
| 1953-54 | Walter Devlin, George Washington | 115-141 | 81.6 |
| 1954-55 | Ed Harrison, Richmond | 148-180 | 82.2 |
| 1955-56 | Joe Petcavich, George Washington | 138-166 | 83.1 |
| 1956-57 | Warren Mitchell, Richmond | 153-185 | 82.7 |
| 1957-58 | Semi Mintz, Davidson | 105-119 | 88.2 |
| 1958-59 | Gene Guarilia, George Washington | 99-119 | 83.2 |
| 1959-60 | Tom Farrington, William & Mary | 75-87 | 86.2 |
| 1960-61 | Tom Conrad, Furman | 98-118 | 83.1 |
| 1961-62 | Bucky Keller, Virginia Tech | 169-206 | 82.0 |
| 1962-63 | Jerry Smith, Furman | 204-238 | 58.7 |
| 1963-64 | Jack Long, Virginia Tech | 87-103 | 84.5 |
| 1964-65 | Mark Lane, George Washington | 94-106 | 88.7 |
| 1965-66 | Bobby Lane, Davidson | 82-92 | 89.1 |
| 1966-67 | Dave Daugherty, William & Mary | 77-88 | 87.5 |
| 1967-68 | Bob Dennis, George Washington | 71-81 | 87.7 |
| 1968-69 | Bob Tallent, George Washington | 146-164 | 89.0 |
| 1969-70 | Steve McCammon, Furman | 58-72 | 80.6 |
| 1970-71 | Stan Ryfinski, Richmond | 53-64 | 82.8 |
| 1971-72 | George Spack, William & Mary | 84-100 | 84.0 |
| 1972-73 | Chuck Cordell, The Citadel | 67-75 | 90.5 |
| 1973-74 | Mike Arizin, William & Mary | 119-143 | 83.2 |

Yearly Statistical Leaders

2005-06 MEN'S BASKETBALL

Individual Leaders

| Year | | FT-FTA | Pct |
|---------|---|---------|------|
| 1974-75 | Bob McCurdy, Richmond | 213-276 | 77.2 |
| 1975-76 | John Lowenhaupt, William & Mary | 87-110 | 79.1 |
| 1976-77 | Bruce Grimm, Furman | 135-159 | 84.9 |
| 1977-78 | Bunny Gibson, Marshall | 84-89 | 94.4 |
| 1978-79 | Greg White, Marshall | 85-95 | 89.5 |
| 1979-80 | Randy Nesbit, The Citadel | 74-80 | 92.5 |
| 1980-81 | Greg Dennis, Western Carolina | 124-146 | 84.9 |
| 1981-82 | Greg Dennis, Western Carolina | 165-189 | 87.3 |
| 1982-83 | Andy Black, Appalachian State | 63-78 | 80.8 |
| 1983-84 | Willie White, Chattanooga | 124-143 | 86.7 |
| 1984-85 | Jimmy Tharpe, The Citadel | 87-101 | 86.1 |
| 1985-86 | Clifford Waddy, Western Carolina | 70-78 | 89.7 |
| 1986-87 | Robert Hill, Western Carolina | 76-89 | 85.4 |
| 1987-88 | Kemp Phillips, Appalachian State | 118-142 | 83.1 |
| 1988-89 | Ronnie Christian, Appalachian State | 76-86 | 88.4 |
| 1989-90 | Keith Jennings, East Tennessee State | 107-122 | 87.7 |
| 1990-91 | Keith Jennings, East Tennessee State | 136-152 | 89.5 |
| 1991-92 | Tim Brooks, Chattanooga | 123-141 | 87.2 |
| 1992-93 | Janko Narat, Davidson | 85-98 | 86.7 |
| 1993-94 | Chad Copeland, Chattanooga | 206-230 | 89.6 |
| 1994-95 | Brandon Born, Chattanooga | 135-155 | 87.1 |
| 1995-96 | Bobby Prince, VMI | 93-111 | 83.8 |
| 1996-97 | Larry Mayo, Western Carolina | 75-89 | 84.3 |
| 1997-98 | Jamie Jenkins, The Citadel | 70-86 | 81.4 |
| 1998-99 | Jermel President, College of Charleston | 94-105 | 89.5 |
| 1999-00 | Nathan Jameson, UNC Greensboro | 72-82 | 87.8 |
| 2000-01 | Nathan Jameson, UNC Greensboro | 77-86 | 89.5 |
| 2001-02 | Ryan Lawson, East Tennessee State | 68-73 | 93.2 |
| 2002-03 | Tim Parker, Chattanooga | 78-85 | 91.8 |
| 2003-04 | Terry Williams, Georgia Southern | 81-90 | 90.0 |
| 2004-05 | Tony Mitchell | 76-90 | 84.4 |

REBOUNDING

| Year | | No | Avg |
|---------|------------------------------------|-----|------|
| 1953-54 | Joe Holup, George Washington | 484 | 18.6 |
| 1954-55 | Joe Holup, George Washington | 546 | 18.2 |
| 1955-56 | Joe Holup, George Washington | 604 | 23.3 |
| 1956-57 | Gene Guarilia, George Washington | 447 | 18.6 |
| 1957-58 | Roy Lange, William & Mary | 371 | 12.8 |
| 1958-59 | Chris Smith, Virginia Tech | 429 | 20.4 |
| 1959-60 | Jeff Cohen, William & Mary | 471 | 18.1 |
| 1960-61 | Jeff Cohen, William & Mary | 424 | 17.7 |
| 1961-62 | Gerald Glur, Furman | 488 | 18.1 |
| 1962-63 | Kirk Gooding, William & Mary | 302 | 15.1 |
| 1963-64 | Joe Adamitis, George Washington | 417 | 16.0 |
| 1964-65 | Fred Hetzel, Davidson | 384 | 14.8 |
| 1965-66 | Ben Pomeroy, William & Mary | 300 | 12.5 |
| 1966-67 | Steve Powers, VMI | 318 | 15.1 |
| 1967-68 | Steve Powers, VMI | 275 | 13.8 |
| 1968-69 | Joe Brunson, Furman | 322 | 15.3 |
| 1969-70 | Joe Brunson, Furman | 383 | 16.0 |
| 1970-71 | Al Faber, East Carolina | 288 | 12.0 |
| 1971-72 | Al Faber, East Carolina | 248 | 10.3 |
| 1972-73 | Aron Stewart, Richmond | 209 | 11.6 |
| 1973-74 | Clyde Mayes, Furman | 402 | 13.0 |
| 1974-75 | Clyde Mayes, Furman | 325 | 13.5 |
| 1975-76 | Jim Strickland, Furman | 301 | 11.1 |
| 1976-77 | Jonathan Moore, Furman | 314 | 11.2 |
| 1977-78 | Tony Searcy, Appalachian State | 359 | 12.8 |
| 1978-79 | Mel Hubbard, Appalachian State | 291 | 10.0 |
| 1979-80 | Kenny Trimier, Western Carolina | 276 | 10.2 |
| 1980-81 | Charles Payton, Appalachian State | 309 | 10.7 |
| 1981-82 | Andre Motley, East Tennessee State | 234 | 8.7 |
| 1982-83 | Winfred King, East Tennessee State | 257 | 10.2 |
| 1983-84 | Dale Roberts, Appalachian State | 249 | 8.6 |
| 1984-85 | Clifford Morgan, Chattanooga | 285 | 8.9 |
| 1985-86 | Rodney Holden, Marshall | 260 | 8.7 |
| 1986-87 | Rodney Holden, Marshall | 238 | 8.8 |
| 1987-88 | Lance Fulse, Chattanooga | 300 | 9.1 |
| 1988-89 | Vincent Robinson, Chattanooga | 247 | 9.2 |
| 1989-90 | Eric Dailey, Western Carolina | 270 | 9.6 |
| 1990-91 | Keith Nelson, Chattanooga | 264 | 9.1 |
| 1991-92 | Keith Nelson, Chattanooga | 259 | 9.3 |
| 1992-93 | Chad McClendon, Appalachian State | 235 | 8.4 |
| 1993-94 | Brian Edwards, Furman | 290 | 10.4 |
| 1994-95 | Chad McClendon, Appalachian State | 293 | 10.1 |
| 1995-96 | Brent Conley, VMI | 236 | 8.4 |
| 1996-97 | Chuck Vincent, Furman | 263 | 9.7 |
| 1997-98 | Reggie Todd, East Tennessee State | 206 | 8.6 |
| 1998-99 | Daniel Quigley, Furman | 250 | 8.9 |
| 1999-00 | Demetrius Cherry, UNC Greensboro | 262 | 9.4 |

| Year | | No | Avg |
|---------|-------------------------------------|-----|------|
| 2000-01 | Eric Mann, VMI | 294 | 10.5 |
| 2001-02 | Zakee Wadood, East Tennessee State | 258 | 9.2 |
| 2002-03 | Conor Grace, Davidson | 233 | 8.6 |
| 2003-04 | Zakee Wadood, East Tennessee State | 263 | 8.0 |
| 2004-05 | Dillion Sneed, East Tennessee State | 275 | 9.5 |

ASSISTS

| Year | | No | Avg |
|---------|--------------------------------------|-----|-----|
| 1978-79 | Greg White, Marshall | 168 | 6.2 |
| 1979-80 | Kevin Young, Western Carolina | 159 | 5.9 |
| 1980-81 | Greg White, Marshall | 171 | 6.1 |
| 1981-82 | Sam Henry, Marshall | 190 | 7.0 |
| 1982-83 | Sam Henry, Marshall | 157 | 5.8 |
| 1983-84 | Quentin Moore, Western Carolina | 146 | 5.2 |
| 1984-85 | Mike Huffman, VMI | 164 | 5.5 |
| 1985-86 | Jimmy Tharpe, The Citadel | 179 | 6.4 |
| 1986-87 | Spotlight Walker, Western Carolina | 177 | 6.1 |
| 1987-88 | Keith Jennings, East Tennessee State | 183 | 6.3 |
| 1988-89 | Keith Jennings, East Tennessee State | 202 | 6.5 |
| 1989-90 | Keith Jennings, East Tennessee State | 297 | 8.7 |
| 1990-91 | Keith Jennings, East Tennessee State | 301 | 9.1 |
| 1991-92 | Tim Brooks, Chattanooga | 205 | 6.8 |
| 1992-93 | Tim Brooks, Chattanooga | 209 | 6.3 |
| 1993-94 | Gary Robb, Chattanooga | 158 | 5.3 |
| 1994-95 | Bobby Prince, VMI | 173 | 6.4 |
| 1995-96 | Jason Williams, Marshall | 178 | 6.4 |
| 1996-97 | Ali Ton, Davidson | 190 | 6.8 |
| 1997-98 | Ali Ton, Davidson | 193 | 6.4 |
| 1998-99 | Ali Ton, Davidson | 190 | 7.6 |
| 1999-00 | Casey Rogers, Western Carolina | 213 | 7.6 |
| 2000-01 | Sean Peterson, Georgia Southern | 187 | 6.2 |
| 2001-02 | Guilherme Da Luz, Furman | 206 | 6.7 |
| 2002-03 | Richard Little, VMI | 216 | 7.2 |
| 2003-04 | Terry Williams, Georgia Southern | 158 | 5.5 |
| 2004-05 | Kenny Grant, Davidson | 178 | 5.6 |

BLOCKED SHOTS

| Year | | No | Avg |
|---------|--------------------------------------|-----|-----|
| 1985-86 | Calvin Cannady, East Tennessee State | 38 | 1.4 |
| 1986-87 | Tom Curry, Marshall | 29 | 0.9 |
| 1987-88 | Tom Curry, Marshall | 51 | 1.8 |
| 1988-89 | Omar Roland, Marshall | 47 | 1.8 |
| 1989-90 | Omar Roland, Marshall | 101 | 3.6 |
| 1990-91 | Lewis Preston, VMI | 64 | 2.3 |
| 1991-92 | Lewis Preston, VMI | 65 | 2.4 |
| 1992-93 | Ricky Nedd, Appalachian State | 67 | 2.4 |
| 1993-94 | Ricky Nedd, Appalachian State | 53 | 2.0 |
| 1994-95 | Roger Smith, Chattanooga | 55 | 2.1 |
| 1995-96 | Kirill Misyuchenko, The Citadel | 65 | 2.6 |
| 1996-97 | Kirill Misyuchenko, The Citadel | 83 | 3.1 |
| 1997-98 | Kirill Misyuchenko, The Citadel | 67 | 2.6 |
| 1998-99 | Otis Donald, Chattanooga | 66 | 2.4 |
| 1999-00 | Jody Lumpkin, College of Charleston | 93 | 3.1 |
| 2000-01 | Rans Brempong, Western Carolina | 93 | 3.0 |
| 2001-02 | Neil Ashby, Chattanooga | 89 | 3.1 |
| 2002-03 | Rans Brempong, Western Carolina | 65 | 2.5 |
| 2003-04 | Mike Benton, College of Charleston | 82 | 2.8 |
| 2004-05 | Kyle Hines, UNC Greensboro | 106 | 3.5 |

STEALS

| Year | | No | Avg |
|---------|--------------------------------------|-----|-----|
| 1985-86 | Derek Rucker, Davidson | 67 | 2.2 |
| 1986-87 | Ace Tanner, Davidson | 60 | 2.0 |
| 1987-88 | Keith Jennings, East Tennessee State | 75 | 2.6 |
| 1988-89 | Keith Jennings, East Tennessee State | 66 | 2.1 |
| 1989-90 | Rodney Peel, Appalachian State | 75 | 2.5 |
| 1990-91 | Keith Jennings, East Tennessee State | 109 | 3.3 |
| 1991-92 | Tim Brooks, Chattanooga | 83 | 2.8 |
| 1992-93 | Tyrone Phillips, Marshall | 65 | 2.5 |
| 1993-94 | Trazel Silvers, East Tennessee State | 77 | 2.6 |
| 1994-95 | Chad Leonard, The Citadel | 68 | 2.5 |
| 1995-96 | Sidney Coles, Marshall | 70 | 2.7 |
| 1996-97 | Sidney Coles, Marshall | 70 | 2.5 |
| 1997-98 | Jason Bell, VMI | 67 | 2.9 |
| 1998-99 | Jason Bell, VMI | 77 | 3.0 |
| 1999-00 | Tyson Patterson, Appalachian State | 87 | 2.7 |
| 2000-01 | Courtney Eldridge, UNC Greensboro | 82 | 2.7 |
| 2001-02 | Jason Conley, VMI | 82 | 2.9 |
| 2002-03 | Zakee Wadood, East Tennessee State | 93 | 3.2 |
| 2003-04 | Zakee Wadood, East Tennessee State | 92 | 2.8 |
| 2004-05 | D.J. Thompson, Appalachian State | 81 | 2.7 |



Yearly Statistical Leaders

2005-06 MEN'S BASKETBALL

Team Leaders

SCORING OFFENSE

| Year | | Pts | Avg |
|---------|----------------------|------|------|
| 1953-54 | Furman | 2658 | 91.7 |
| 1954-55 | Furman | 2572 | 95.3 |
| 1955-56 | Furman | 2492 | 89.0 |
| 1956-57 | West Virginia | 2524 | 84.1 |
| 1957-58 | West Virginia | 2433 | 86.9 |
| 1958-59 | West Virginia | 2884 | 84.8 |
| 1959-60 | West Virginia | 2775 | 89.5 |
| 1960-61 | West Virginia | 2325 | 86.1 |
| 1961-62 | West Virginia | 2562 | 85.4 |
| 1962-63 | West Virginia | 2554 | 82.4 |
| 1963-64 | Davidson | 2322 | 89.3 |
| 1964-65 | Davidson | 2300 | 88.5 |
| 1965-66 | West Virginia | 2423 | 86.5 |
| 1966-67 | West Virginia | 2442 | 87.2 |
| 1967-68 | Davidson | 2334 | 80.5 |
| 1968-69 | Davidson | 2613 | 87.1 |
| 1969-70 | Davidson | 2265 | 83.9 |
| 1970-71 | Furman | 2182 | 80.8 |
| 1971-72 | Furman | 2592 | 92.6 |
| 1972-73 | Furman | 2500 | 86.2 |
| 1973-74 | Davidson | 2152 | 79.7 |
| 1974-75 | East Carolina | 2348 | 83.9 |
| 1975-76 | VMI | 2450 | 76.6 |
| 1976-77 | Furman | 2347 | 83.8 |
| 1977-78 | Furman | 2501 | 83.7 |
| 1978-79 | Furman | 2398 | 82.7 |
| 1979-80 | Furman | 2427 | 80.9 |
| 1980-81 | Marshall | 2281 | 81.5 |
| 1981-82 | East Tennessee State | 2256 | 80.6 |
| 1982-83 | Marshall | 2212 | 79.0 |
| 1983-84 | Marshall | 2601 | 83.9 |
| 1984-85 | The Citadel | 2247 | 77.5 |
| 1985-86 | Marshall | 2285 | 76.2 |
| 1986-87 | Marshall | 2494 | 80.5 |
| 1987-88 | Marshall | 2683 | 83.8 |
| 1988-89 | East Tennessee State | 2652 | 85.5 |
| 1989-90 | East Tennessee State | 3032 | 89.2 |
| 1990-91 | East Tennessee State | 3103 | 94.0 |
| 1991-92 | East Tennessee State | 2670 | 86.1 |
| 1992-93 | Chattanooga | 2820 | 85.5 |
| 1993-94 | East Tennessee State | 2512 | 83.7 |
| 1994-95 | Marshall | 2279 | 84.4 |
| 1995-96 | Marshall | 2560 | 91.4 |
| 1996-97 | Marshall | 2314 | 79.8 |
| 1997-98 | VMI | 2037 | 75.4 |
| 1998-99 | Davidson | 2058 | 76.2 |
| 1999-00 | Appalachian State | 2530 | 79.1 |
| 2000-01 | Georgia Southern | 2296 | 76.5 |
| 2001-02 | East Tennessee State | 2281 | 81.5 |
| 2002-03 | Appalachian State | 2434 | 83.9 |
| 2003-04 | Chattanooga | 2465 | 82.2 |
| 2004-05 | Georgia Southern | 2506 | 80.8 |

SCORING DEFENSE

| Year | | Pts | Avg |
|---------|-------------------|------|------|
| 1953-54 | Richmond | 1881 | 62.7 |
| 1954-55 | George Washington | 1974 | 65.8 |
| 1955-56 | Virginia Tech | 1729 | 69.2 |
| 1956-57 | Virginia Tech | 1421 | 64.6 |
| 1957-58 | The Citadel | 1713 | 63.4 |
| 1958-59 | The Citadel | 1253 | 63.3 |
| 1959-60 | The Citadel | 1533 | 66.6 |
| 1960-61 | Davidson | 1606 | 69.8 |
| 1961-62 | Davidson | 1744 | 69.6 |
| 1962-63 | William & Mary | 1551 | 64.6 |
| 1963-64 | Furman | 1677 | 64.5 |
| 1964-65 | William & Mary | 1678 | 67.1 |
| 1965-66 | William & Mary | 1792 | 71.7 |
| 1966-67 | William & Mary | 1802 | 72.4 |
| 1967-68 | Davidson | 1997 | 68.9 |
| 1968-69 | Davidson | 2209 | 73.6 |
| 1969-70 | Davidson | 1947 | 72.1 |
| 1970-71 | Davidson | 1723 | 66.3 |
| 1971-72 | William & Mary | 2034 | 75.3 |
| 1972-73 | The Citadel | 1864 | 71.7 |
| 1973-74 | The Citadel | 1655 | 69.0 |

| Year | | Pts | Avg |
|---------|-----------------------|------|------|
| 1974-75 | William & Mary | 2189 | 66.3 |
| 1975-76 | VMI | 2164 | 67.6 |
| 1976-77 | William & Mary | 2012 | 67.1 |
| 1977-78 | VMI | 2067 | 73.8 |
| 1978-79 | Appalachian State | 1843 | 63.6 |
| 1979-80 | Appalachian State | 1760 | 62.8 |
| 1980-81 | Appalachian State | 1831 | 63.1 |
| 1981-82 | Chattanooga | 1871 | 60.3 |
| 1982-83 | Chattanooga | 1864 | 62.1 |
| 1983-84 | Davidson | 1811 | 64.7 |
| 1984-85 | VMI | 1816 | 60.5 |
| 1985-86 | Davidson | 1974 | 63.7 |
| 1986-87 | Davidson | 2059 | 68.6 |
| 1987-88 | Furman | 1980 | 70.7 |
| 1988-89 | Appalachian State | 1945 | 69.5 |
| 1989-90 | Marshall | 2061 | 73.6 |
| 1990-91 | Furman | 2177 | 75.1 |
| 1991-92 | Chattanooga | 2157 | 71.9 |
| 1992-93 | The Citadel | 1928 | 71.4 |
| 1993-94 | The Citadel | 1873 | 69.4 |
| 1994-95 | Furman | 1862 | 69.0 |
| 1995-96 | Chattanooga | 1817 | 67.3 |
| 1996-97 | Chattanooga | 2281 | 65.2 |
| 1997-98 | The Citadel | 1741 | 62.2 |
| 1998-99 | College of Charleston | 1834 | 59.2 |
| 1999-00 | College of Charleston | 1759 | 58.6 |
| 2000-01 | College of Charleston | 1739 | 60.0 |
| 2001-02 | College of Charleston | 1824 | 60.8 |
| 2002-03 | Furman | 2053 | 66.2 |
| 2003-04 | Furman | 1940 | 66.9 |
| 2004-05 | Chattanooga | 2034 | 65.6 |

FIELD GOAL PERCENTAGE

| Year | | FG-FGA | PCT |
|---------|----------------------|-----------|------|
| 1953-54 | George Washington | 744-1632 | 45.6 |
| 1954-55 | George Washington | 867-1822 | 47.6 |
| 1955-56 | George Washington | 725-1451 | 50.0 |
| 1956-57 | West Virginia | 902-2169 | 41.6 |
| 1957-58 | West Virginia | 915-2056 | 44.5 |
| 1958-59 | West Virginia | 1075-2355 | 45.5 |
| 1959-60 | West Virginia | 1040-2248 | 46.3 |
| 1960-61 | The Citadel | 785-1759 | 44.6 |
| 1961-62 | Virginia Tech | 793-1757 | 45.1 |
| 1962-63 | Davidson | 792-1632 | 48.5 |
| 1963-64 | Davidson | 894-1644 | 54.4 |
| 1964-65 | Davidson | 908-1784 | 50.9 |
| 1965-66 | Davidson | 877-1713 | 51.2 |
| 1966-67 | William & Mary | 653-1394 | 46.8 |
| 1967-68 | Davidson | 700-1413 | 49.5 |
| 1968-69 | East Carolina | 732-1520 | 48.2 |
| 1969-70 | East Carolina | 772-1643 | 46.7 |
| 1970-71 | Davidson | 624-1354 | 46.1 |
| 1971-72 | Davidson | 727-1542 | 47.1 |
| 1972-73 | Davidson | 798-1636 | 48.8 |
| 1973-74 | Davidson | 832-1646 | 50.5 |
| 1974-75 | Furman | 827-1655 | 49.9 |
| 1975-76 | VMI | 992-1958 | 50.7 |
| 1976-77 | VMI | 940-1806 | 52.0 |
| 1977-78 | Davidson | 896-1775 | 50.5 |
| 1978-79 | The Citadel | 864-1616 | 53.5 |
| 1979-80 | Davidson | 720-1433 | 50.2 |
| 1980-81 | Davidson | 809-1530 | 52.9 |
| 1981-82 | Chattanooga | 891-1760 | 51.0 |
| 1982-83 | East Tennessee State | 885-1669 | 53.0 |
| 1983-84 | Western Carolina | 797-1565 | 50.9 |
| 1984-85 | Davidson | 739-1453 | 50.9 |
| 1985-86 | Appalachian State | 744-1493 | 49.8 |
| 1986-87 | Marshall | 946-1777 | 53.2 |
| 1987-88 | Appalachian State | 744-1493 | 49.8 |
| 1988-89 | The Citadel | 826-1616 | 51.1 |
| 1989-90 | East Tennessee State | 1090-2176 | 50.1 |
| 1990-91 | Appalachian State | 939-1821 | 51.6 |
| 1991-92 | Furman | 760-1581 | 48.1 |
| 1992-93 | Chattanooga | 995-2059 | 48.3 |
| 1993-94 | Davidson | 798-1653 | 48.3 |
| 1994-95 | East Tennessee State | 810-1771 | 45.7 |
| 1995-96 | Marshall | 927-1874 | 49.5 |
| 1996-97 | Appalachian State | 718-1485 | 48.4 |

Yearly Statistical Leaders

2005-06 MEN'S BASKETBALL

Team Leaders

| Year | | FG-FGA | PCT |
|---------|-----------------------|----------|------|
| 1997-98 | Appalachian State | 741-1646 | 45.0 |
| 1998-99 | College of Charleston | 830-1702 | 48.8 |
| 1999-00 | Appalachian State | 915-1882 | 48.6 |
| 2000-01 | College of Charleston | 678-1495 | 45.4 |
| 2001-02 | East Tennessee State | 822-1790 | 45.9 |
| 2002-03 | Chattanooga | 846-1750 | 48.3 |
| 2003-04 | Chattanooga | 861-1751 | 49.2 |
| 2004-05 | Furman | 754-1609 | 46.9 |

3-POINT GOAL PERCENTAGE

| Year | | M-Att | Pct |
|---------|-----------------------|---------|------|
| 1980-81 | Davidson | 12-26 | 46.2 |
| 1981-82 | Western Carolina | 10-20 | 50.0 |
| 1982-83 | East Tennessee State | 45-97 | 46.4 |
| 1983-84 | Western Carolina | 68-159 | 42.8 |
| 1984-85 | n/a | | |
| 1985-86 | n/a | | |
| 1986-87 | Davidson | 138-303 | 45.5 |
| 1987-88 | Furman | 140-351 | 39.8 |
| 1988-89 | The Citadel | 153-328 | 46.6 |
| 1989-90 | East Tennessee State | 285-688 | 41.4 |
| 1990-91 | Marshall | 179-435 | 41.1 |
| 1991-92 | Western Carolina | 201-494 | 40.7 |
| 1992-93 | Chattanooga | 235-618 | 38.0 |
| 1993-94 | Chattanooga | 227-597 | 38.0 |
| 1994-95 | East Tennessee State | 210-550 | 38.2 |
| 1995-96 | Western Carolina | 204-503 | 40.6 |
| 1996-97 | Appalachian State | 178-455 | 39.1 |
| 1997-98 | Chattanooga | 200-551 | 36.3 |
| 1998-99 | East Tennessee State | 142-374 | 38.0 |
| 1999-00 | Appalachian State | 200-515 | 38.8 |
| 2000-01 | UNC Greensboro | 184-480 | 38.3 |
| 2001-02 | College of Charleston | 169-456 | 37.1 |
| 2002-03 | Davidson | 269-645 | 41.7 |
| 2003-04 | Chattanooga | 231-615 | 37.6 |
| 2004-05 | Furman | 267-678 | 39.4 |

FREE THROW PERCENTAGE

| Year | | FT-FTA | Pct |
|---------|----------------------|---------|------|
| 1953-54 | George Washington | 604-847 | 71.3 |
| 1954-55 | George Washington | 615-819 | 75.1 |
| 1955-56 | George Washington | 640-914 | 70.0 |
| 1956-57 | Virginia Tech | 546-763 | 71.6 |
| 1957-58 | William & Mary | 670-922 | 72.7 |
| 1958-59 | George Washington | 402-534 | 75.3 |
| 1959-60 | VMI | 337-456 | 73.9 |
| 1960-61 | Furman | 452-634 | 71.3 |
| 1961-62 | Furman | 479-650 | 73.7 |
| 1962-63 | Davidson | 477-641 | 74.4 |
| 1963-64 | Davidson | 534-722 | 74.0 |
| 1964-65 | Richmond | 558-745 | 74.9 |
| 1965-66 | Davidson | 563-739 | 76.2 |
| 1966-67 | Davidson | 537-709 | 75.7 |
| 1967-68 | VMI | 413-544 | 75.9 |
| 1968-69 | George Washington | 418-552 | 75.7 |
| 1969-70 | George Washington | 498-642 | 76.0 |
| 1970-71 | The Citadel | 392-536 | 73.1 |
| 1971-72 | Davidson | 631-847 | 74.0 |
| 1972-73 | William & Mary | 446-589 | 75.7 |
| 1973-74 | Davidson | 498-623 | 78.3 |
| 1974-75 | Richmond | 444-616 | 72.0 |
| 1975-76 | Davidson | 320-452 | 70.8 |
| 1976-77 | VMI | 541-753 | 71.8 |
| 1977-78 | Furman | 557-721 | 77.3 |
| 1978-79 | Davidson | 463-608 | 76.2 |
| 1979-80 | VMI | 461-608 | 75.8 |
| 1980-81 | Davidson | 477-626 | 76.2 |
| 1981-82 | Western Carolina | 481-623 | 77.2 |
| 1982-83 | Furman | 361-517 | 69.8 |
| 1983-84 | Chattanooga | 574-767 | 74.8 |
| 1984-85 | Davidson | 539-692 | 77.9 |
| 1985-86 | Davidson | 520-674 | 77.2 |
| 1986-87 | VMI | 360-483 | 74.5 |
| 1987-88 | Davidson | 486-679 | 71.6 |
| 1988-89 | East Tennessee State | 571-768 | 74.3 |
| 1989-90 | East Tennessee State | 567-757 | 74.9 |

| Year | | FT-FTA | Pct |
|---------|-----------------------|---------|------|
| 1990-91 | East Tennessee State | 538-752 | 71.5 |
| 1991-92 | Furman | 515-723 | 71.2 |
| 1992-93 | Chattanooga | 595-792 | 75.1 |
| 1993-94 | Davidson | 529-704 | 75.1 |
| 1994-95 | Marshall | 482-650 | 74.2 |
| 1995-96 | VMI | 469-623 | 75.3 |
| 1996-97 | Western Carolina | 491-671 | 73.2 |
| 1997-98 | Western Carolina | 352-492 | 71.5 |
| 1998-99 | College of Charleston | 458-649 | 70.6 |
| 1999-00 | UNC Greensboro | 456-618 | 73.8 |
| 2000-01 | UNC Greensboro | 552-718 | 76.9 |
| 2001-02 | UNC Greensboro | 524-702 | 74.6 |
| 2002-03 | Davidson | 413-531 | 77.8 |
| 2003-04 | Chattanooga | 510-694 | 73.5 |
| 2004-05 | Davidson | 468-634 | 73.8 |

REBOUNDING

| Year | | No | Avg | |
|---------|-----------------------|------------|------------|------------|
| 1954-55 | George Washington | 1605 | 59.7 | |
| 1955-56 | George Washington | 1451 | 61.6 | |
| 1956-57 | West Virginia | 1506 | 55.4 | |
| 1957-58 | West Virginia | 1545 | 56.9 | |
| 1958-59 | Virginia Tech | 1205 | 56.9 | |
| 1959-60 | Virginia Tech | 1461 | 56.2 | |
| 1960-61 | William & Mary | 1313 | 57.2 | |
| 1961-62 | West Virginia | 1749 | 55.7 | |
| 1962-63 | Davidson | 1254 | 57.8 | |
| 1963-64 | Davidson | 1176 | 56.8 | |
| 1964-65 | Davidson | 1229 | 55.2 | |
| 1965-66 | Davidson | 1210 | 53.6 | |
| 1966-67 | William & Mary | 1363 | 54.5 | |
| 1967-68 | Davidson | 1581 | 54.5 | |
| 1968-69 | West Virginia | 1496 | 55.5 | |
| 1969-70 | Davidson | 1509 | 55.9 | |
| 1970-71 | East Carolina | 1315 | 54.8 | |
| 1971-72 | East Carolina | 1554 | 53.6 | |
| 1972-73 | Furman | 1589 | 54.8 | |
| 1973-74 | Furman | 1680 | 54.2 | |
| 1974-75 | Furman | 1575 | 54.3 | |
| 1975-76 | VMI | 1265 | 39.5 | |
| 1976-77 | William & Mary | 1199 | 39.9 | |
| 1977-78 | Furman | 1198 | 39.9 | |
| 1978-79 | Furman | 1198 | 41.3 | |
| 1979-80 | East Tennessee State | 1104 | 39.4 | |
| 1980-81 | East Tennessee State | 1061 | 39.3 | |
| 1981-82 | East Tennessee State | 1118 | 39.9 | |
| 1982-83 | Marshall | 1150 | 41.1 | |
| 1983-84 | Chattanooga | 1120 | 36.1 | |
| | | FOR | OPP | MAR |
| 1984-85 | Chattanooga | 35.3 | 30.3 | +5.0 |
| 1985-86 | Chattanooga | 37.5 | 33.8 | +3.7 |
| 1986-87 | Western Carolina | 38.8 | 33.0 | +5.8 |
| 1987-88 | Marshall | 39.1 | 34.3 | +4.8 |
| 1988-89 | The Citadel | 34.1 | 30.7 | +3.4 |
| 1989-90 | Marshall | 39.5 | 36.7 | +2.8 |
| 1990-91 | Appalachian State | 39.0 | 34.7 | +4.3 |
| 1991-92 | Chattanooga | 43.1 | 36.4 | +6.7 |
| 1992-93 | Davidson | 38.7 | 34.3 | +4.4 |
| 1993-94 | Davidson | 36.1 | 31.2 | +4.9 |
| 1994-95 | Davidson | 36.7 | 33.6 | +3.1 |
| 1995-96 | Chattanooga | 37.5 | 34.2 | +3.3 |
| 1996-97 | Chattanooga | 38.6 | 31.3 | +7.3 |
| 1997-98 | Furman | 36.7 | 33.3 | +3.4 |
| 1998-99 | College of Charleston | 37.6 | 30.5 | +7.2 |
| 1999-00 | East Tennessee State | 36.9 | 32.9 | +4.0 |
| 2000-01 | Appalachian State | 37.8 | 32.7 | +5.1 |
| 2001-02 | Georgia Southern | 41.7 | 36.0 | +5.8 |
| 2002-03 | Davidson | 41.1 | 34.3 | +6.8 |
| 2003-04 | Davidson | 38.4 | 33.3 | +5.1 |
| 2004-05 | Chattanooga | 41.4 | 30.6 | +10.8 |

COACHES PLAYER-OF-THE-YEAR

- 1989-90 — Keith Jennings, East Tennessee State
- 1990-91 — Keith Jennings, East Tennessee State
- 1991-92 — Keith Nelson, Chattanooga
- 1992-93 — Tim Brooks, Chattanooga
- 1993-94 — Chad Copeland, Chattanooga
- 1994-95 — Frankie King, Western Carolina
- 1995-96 — Anquell McCollum, Western Carolina
- 1996-97 — Johnny Taylor, Chattanooga

- 1997-98 — Bobby Phillips, Western Carolina
- 1998-99 — Sedric Webber, College of Charleston
- 1999-00 — Tyson Patterson, Appalachian State
- 2000-01 — Jody Lumpkin, College of Charleston
- 2001-02 — Dimeco Childress, E. Tennessee State
- 2002-03 — Troy Wheless, College of Charleston
- 2003-04 — Zakee Wadood, East Tennessee State
- 2004-05 — Brendan Winter, Davidson




Keith Jennings

MEDIA PLAYER-OF-THE-YEAR (THE MALCOLM U. PITT AWARD)

The Southern Conference media Player-of-the-Year is named after Malcolm U. Pitt, who served as athletic director at Richmond for 25 years before retiring in 1967. Pitt also coached football, track, basketball and baseball at Richmond, the latter for 35 years. He is a member of the American Association of College Baseball Coaches Hall-of-Fame and the Helms Athletic Foundation Hall-of-Fame.

- 1951-52 — Dick Groat, Duke
- 1952-53 — Frank Selvy, Furman
- 1953-54 — Frank Selvy, Furman
- 1954-55 — Darrell Floyd, Furman
- 1955-56 — Darrell Floyd, Furman
- 1956-57 — Rod Hundley, West Virginia
- 1957-58 — Dom Flora, Washington & Lee
- 1958-59 — Jerry West, West Virginia
- 1959-60 — Jerry West, West Virginia
- 1960-61 — Jeff Cohen, William & Mary
- 1961-62 — Rod Thorn, West Virginia
- 1962-63 — Fred Hetzel, Davidson
- 1963-64 — Fred Hetzel, Davidson
- 1964-65 — Fred Hetzel, Davidson
- 1965-66 — Dick Snyder, Davidson
- 1966-67 — Johnny Moates, Richmond
- 1967-68 — Ron Williams, West Virginia
- 1968-69 — Mike Maloy, Davidson
- 1969-70 — Mike Maloy, Davidson
- 1970-71 — Jim Gregory, East Carolina
and Tim Jasper, William & Mary
- 1971-72 — Russ Hunt, Furman
- 1972-73 — Aron Stewart, Richmond
- 1973-74 — Clyde Mayes, Furman
- 1974-75 — Clyde Mayes, Furman
- 1975-76 — Rodney McKeever, The Citadel
- 1976-77 — Ron Carter, VMI
- 1977-78 — Ron Carter, VMI

- 1978-79 — Jonathan Moore, Furman
- 1979-80 — Jonathan Moore, Furman
- 1980-81 — Charles Payton, Appalachian State
- 1981-82 — Willie White, Chattanooga
- 1982-83 — Troy Lee Mikell, East Tennessee State
- 1983-84 — Regan Truesdale, The Citadel
- 1984-85 — Regan Truesdale, The Citadel
- 1985-86 — Gay Elmore, VMI
- 1986-87 — Gay Elmore, VMI
- 1987-88 — Skip Henderson, Marshall
- 1988-89 — John Taft, Marshall
- 1989-90 — John Taft, Marshall
- 1990-91 — Keith Jennings, East Tennessee State
- 1991-92 — Terry Boyd, Western Carolina
- 1992-93 — Tim Brooks, Chattanooga
- 1993-94 — Frankie King, Western Carolina
- 1994-95 — Frankie King, Western Carolina
- 1995-96 — Anquell McCollum, Western Carolina
- 1996-97 — Johnny Taylor, Chattanooga
- 1997-98 — Chuck Vincent, Furman
- 1998-99 — Sedric Webber, College of Charleston
- 1999-00 — Tyson Patterson, Appalachian State
- 2000-01 — Jody Lumpkin, College of Charleston
- 2001-02 — Jason Conley, VMI
- 2002-03 — Troy Wheless, College of Charleston
- 2003-04 — Zakee Wadood, East Tennessee State
- 2004-05 — Brendan Winters, Davidson



Clyde Mayes



Ron Carter



Frankie King

MEDIA FRESHMAN-OF-THE-YEAR

The Southern Conference Freshman-of-the-Year award was introduced in the 1978-79 season with voting handled by the sports information directors of the league's schools. In 1979-80, the voting was turned over to the Southern Conference Sports Media Association.

- 1978-79 — Jamie Hall, Davidson
- 1979-80 — Troy Lee Mikell, East Tennessee State
- 1980-81 — George Singleton, Furman
- 1981-82 — Mark Vest, VMI
- 1982-83 — Mike Huffman, VMI
- 1983-84 — Gay Elmore, VMI
- 1984-85 — Skip Henderson, Marshall
- 1985-86 — Darren McDonald, VMI
- 1986-87 — Renard Johnson, VMI
- 1987-88 — Greg Dennis, East Tennessee State
- 1988-89 — Bruce Evans, Furman
- 1989-90 — Derek Waugh, Furman
- 1990-91 — Carey Rich, Western Carolina
- 1991-92 — Malik Hightower, Marshall

- 1992-93 — Bill Harder, Furman
- 1993-94 — Lonnie Edwards, Georgia Southern
- 1994-95 — Chuck Vincent, Furman
- 1995-96 — Brent Conley, VMI
- 1996-97 — Landry Kosmalski, Davidson
- 1997-98 — Ian Chadwick, Wofford
- 1998-99 — Casey Rogers, Western Carolina
- 1999-00 — Jarvis Hayes, Western Carolina
- 2000-01 — Jay Joseph, UNC Greensboro
- 2001-02 — Jason Conley, VMI
- 2002-03 — Tim Smith, East Tennessee State
- 2003-04 — Quan Prowell, Furman
- 2004-05 — Kyle Hines, UNC Greensboro

Conference Awards

2005-06 MEN'S BASKETBALL

FRESHMAN-OF-THE-YEAR (COACHES)

- 1992-93 — Bill Harder, Furman
- 1993-94 — Lonnie Edwards, Georgia Southern
- 1994-95 — Chuck Vincent, Furman
- 1995-96 — Brent Conley, VMI
- 1996-97 — Landry Kosmalski, Davidson
- 1997-98 — Ian Chadwick, Wofford
- 1998-99 — Casey Rogers, Western Carolina
- 1999-00 — Jarvis Hayes, Western Carolina
- 2000-01 — Jay Joseph, UNC Greensboro
- 2001-02 — Jason Conley, VMI
- 2002-03 — Tim Smith, East Tennessee State
- 2003-04 — Quan Prowell, Furman
- 2004-05 — Kyle Hines, UNC Greensboro

MEDIA COACH-OF-THE-YEAR (THE ANTHON FOY AWARD)

The media Coach-of-the-Year award is named after Anton Foy, the late editor of the Greenville (S.C.) Piedmont. Foy died in 1958 at the age of 38. He was a graduate of Furman University.

- 1946-47 — Everett Case, North Carolina State
- 1947-48 — Gerry Gerard, Duke
- 1948-49 — Everett Case, North Carolina State
- 1949-50 — Gerry Gerard, Duke
- 1950-51 — Everett Case, North Carolina State
- 1951-52 — Red Brown, West Virginia
- 1952-53 — Murray Greason, Wake Forest
- 1953-54 — Bill Reinhart, George Washington
- 1954-55 — Freddie Schaus, West Virginia
- 1955-56 — Chuck Noe, Virginia Tech
- 1956-57 — Norm Sloan, The Citadel
- 1957-58 — Freddie Schaus, West Virginia
- 1958-59 — Freddie Schaus, West Virginia
- 1959-60 — Freddie Schaus, West Virginia
- 1960-61 — George King, West Virginia
- 1961-62 — Chuck Noe, Virginia Tech
- 1962-63 — Lefty Driesell, Davidson
- 1963-64 — Lefty Driesell, Davidson
- 1964-65 — Lefty Driesell, Davidson
- 1965-66 — Lefty Driesell, Davidson
- 1966-67 — Bucky Waters, West Virginia
- 1967-68 — Lewis Mills, Richmond
- 1968-69 — Tom Quinn, East Carolina
- 1969-70 — Terry Holland, Davidson
- 1970-71 — Terry Holland, Davidson
- 1971-72 — Terry Holland, Davidson
- 1972-73 — Joe Williams, Furman
- 1973-74 — Lewis Mills, Richmond
- 1974-75 — Dave Patton, East Carolina
- 1975-76 — Bobby Cremins, Appalachian State
- 1976-77 — Charlie Schmaus, VMI
- 1977-78 — Bobby Cremins, Appalachian State
- 1978-79 — Les Robinson, The Citadel
- 1979-80 — Steve Cottrell, Western Carolina
- 1980-81 — Bobby Cremins, Appalachian State
- 1981-82 — Murray Arnold, Chattanooga
- 1982-83 — Murray Arnold, Chattanooga

- 1983-84 — Rick Huckabay, Marshall
- 1984-85 — Marty Fletcher, VMI
- 1985-86 — Mack McCarthy, Chattanooga
- 1986-87 — Butch Estes, Furman
- 1987-88 — Tom Apke, Appalachian State
- 1988-89 — Randy Nesbit, The Citadel
- 1989-90 — Les Robinson, East Tennessee State
- 1990-91 — Butch Estes, Furman
- 1991-92 — Mack McCarthy, Chattanooga
- 1992-93 — Mack McCarthy, Chattanooga
- 1993-94 — Bob McKillop, Davidson
- 1994-95 — Billy Donovan, Marshall
- 1995-96 — Bob McKillop, Davidson
- 1996-97 — Greg White, Marshall
- 1997-98 — Buzz Peterson, Appalachian State
- 1998-99 — John Kresse, College of Charleston
- 1999-00 — Jeff Price, Georgia Southern
- 2000-01 — Ed DeChellis, East Tennessee State
- 2001-02 — Bob McKillop, Davidson
- 2002-03 — Houston Fancher, Appalachian St.
- 2003-04 — Murry Bartow, East Tennessee
- 2004-05 — Bob McKillop, Davidson

COACH-OF-THE-YEAR (COACHES)

- 1988-89 — Randy Nesbit, The Citadel
- 1989-90 — Dana Altman, Marshall & Les Robinson, East Tennessee State
- 1990-91 — Butch Estes, Furman
- 1991-92 — Mack McCarthy, Chattanooga
- 1992-93 — Mack McCarthy, Chattanooga
- 1993-94 — Bob McKillop, Davidson
- 1994-95 — Bart Bellairs, VMI
- 1995-96 — Bob McKillop, Davidson
- 1996-97 — Bob McKillop, Davidson
- 1997-98 — Buzz Peterson, Appalachian State
- 1998-99 — John Kresse, College of Charleston
- 1999-00 — Buzz Peterson, Appalachian State
- 2000-01 — Ed DeChellis, East Tennessee State
- 2001-02 — Ed DeChellis, East Tennessee State
- 2002-03 — Houston Fancher, Appalachian St.
- 2003-04 — Murry Bartow, East Tennessee St.
- 2004-05 — Bob McKillop, Davidson

TOURNAMENT MOST OUTSTANDING PLAYER

- 1948 — Jere Bunting, William & Mary
- 1949 — Chet Giermak, William & Mary
- 1950 — Sam Ranzino, North Carolina State
- 1951 — Dick Groat, Duke
- 1952 — Dick Groat, Duke
- 1953 — Gene Shue, Maryland
- 1954 — Joe Holup, George Washington
- 1955 — Rod Hundley, Davidson
- 1956 — Rod Hundley, Davidson
- 1957 — Lloyd Sharrar, West Virginia
- 1958 — Jerry West, West Virginia
- 1959 — Jerry West, West Virginia
- 1960 — Jerry West, West Virginia

- 1961 — Jon Feldman, George Washington
- 1962 — Rod Thorn, West Virginia
- 1963 — Rod Thorn, West Virginia
- 1964 — Fred Hetzel, Davidson
- 1965 — Fred Hetzel, Davidson
- 1966 — Dick Snyder, Davidson
- 1967 — Johnny Moates, Richmond
- 1968 — Mike Maloy, Davidson
- 1969 — Doug Cook, Davidson
- 1970 — Doug Cook, Davidson
- 1971 — Jerry Martin, Furman
- 1972 — Roy Simpson, Furman
- 1973 — Clyde Mayes, Furman
- 1974 — Aron Stewart, Richmond
- 1975 — Clyde Mayes, Furman
- 1976 — Ron Carter, VMI
- 1977 — Dave Montgomery, VMI
- 1978 — Jonathan Moore, Furman
- 1979 — Darryl Robinson, Appalachian State
- 1980 — Jonathan Moore, Furman
- 1981 — Nick Morken, Chattanooga
- 1982 — Russ Schoene, Chattanooga
- 1983 — Willie White, Chattanooga
- 1984 — LaVerne Evans, Marshall
- 1985 — Gay Elmore, VMI
- 1986 — Gerry Born, Davidson
- 1987 — Derek Rucker, Davidson
- 1988 — Benny Green, Chattanooga
- 1989 — John Taft, Marshall
- 1990 — Keith Jennings, East Tennessee State
- 1991 — Keith Jennings, East Tennessee State
- 1992 — Greg Dennis, East Tennessee State
- 1993 — Tim Brooks, Chattanooga
- 1994 — Chad Copeland, Chattanooga
- 1995 — Frankie King, Western Carolina
- 1996 — Anquell McCollum, Western Carolina
- 1997 — John Brannen, Marshall
- 1998 — Ben Ebong, Davidson
- 1999 — Marshall Phillips, Appalachian State
- 2000 — Tyson Patterson, Appalachian State
- 2001 — Toot Young, Chattanooga
- 2002 — Peter Anderer, Davidson
- 2003 — Tim Smith, East Tennessee State
- 2004 — Tim Smith, East Tennessee State
- 2005 — Mindaugas Katelynas, Chattanooga

* unanimous selection

75th Anniversary Team

2005-06 MEN'S BASKETBALL



Jerry West

The Southern Conference celebrated its 75th year of existence from March of 1995 through March of 1996. The conference selected all-time teams in each of the 10 men's league sports.

Basketball Hall-of-Famer Jerry West of West Virginia and Furman's Frank Selvy, who holds the NCAA record for most points scored in a game, were unanimous selections to the Southern Conference 75th Anniversary Basketball Team, selected by a blue ribbon panel of 35 current and former conference media representatives, head coaches and administrators.



Frank Selvy

FIRST TEAM

Jerry West, West Virginia: One of the game's all-time greats... two-time first team AP All-America (1958 and 1959)...also a third team selection in 1957...led West Virginia to 1959 Final Four before falling to California, 71-70 in the championship game...Mountaineers compiled a 61-12 record and three league titles with West...averaged 29.3 points and 16.5 rebounds as a senior...gold medal winner on 1960 U.S. Olympic team...14-time NBA All-Star and seven-time all-NBA pick...MVP of 1972 NBA All-Star game...seventh all-time leading scorer in league history with 2309 points...two-time league Player-of-the-Year and three-time conference tournament MVP...also was the conference Athlete-of-the-Year twice.

Frank Selvy, Furman: Set a still standing NCAA record when he scored 100 points in a 1954 game against Newberry...1953 and 1954 conference Player-of-the-Year...consensus All-America and UPI national Player-of-the-Year in 1954...three-time first team conference all-tournament performer...also a three-time first team all-league selection...owns conference record for points in a season with 1,209 in 1954...averaged 41.7 points that year...second on league's all-time scoring list with 2,538 points in just 78 games...averaged 32.5 points in his career...played 10 seasons with seven teams in the NBA.



Dick Groat


Dick Groat, Duke: Two-time All-America and all-conference selection (1951, 1952)...two-time conference Player-of-the-Year...also MVP of the league tournament in 1951 and 1952 despite Duke falling in the finals both years...scored 31 in the 1951 championship game and 27 in the 1952 title tilt...went on to a Major League Baseball career and was the 1960 National League batting champ and MVP with the Pittsburgh Pirates.

Fred Hetzel, Davidson: Consensus first team All-America in 1965...led Wildcats to two top 10 finishes in the national polls and is the program's career scoring leader with 2,032 points in three years...drafted by the San Francisco Warriors and played seven years in the NBA...three-time conference Player-of-the-Year and was the conference Athlete-of-the-Year in 1965...three-time league all-tournament selection...career scoring average was 25.7 points and led the league in scoring three times...also led the league in rebounding as a senior...holds school single game scoring and rebounding records...charter member of the Davidson Athletic Hall of Fame and one of five players to have his jersey retired.



Fred Hetzel

Hot Rod Hundley, West Virginia: First team All-America in 1957 and a second team pick in 1956...led West Virginia to three straight SoCon titles and three NCAA Tournament berths...averaged 26.6 points as a junior and 23.1 points as a senior...first player picked in the 1957 NBA Draft...longtime Utah Jazz broadcaster who won NBA lifetime achievement award in broadcasting in 1994...league Player-of-the-Year in 1957 and conference tourney MVP in 1955 and 1956...three-time first team all-conference pick.



Rod Hundley

SECOND TEAM

Keith "Mister" Jennings, East Tennessee State
Darrell Floyd, Furman
Frankie King, Western Carolina
Gerald Wilkins, Chattanooga
Joe Holup, George Washington

THIRD TEAM

Rod Thorn, West Virginia
Dick Snyder, Davidson
Ron Carter, VMI
Sam Ranzino, North Carolina State
Bones McKinney, North Carolina

CONSENSUS ALL-AMERICAS

DAVIDSON (3)

1963-64 – Fred Hetzel (2nd); 1964-65 – Fred Hetzel (1st); 1965-66 – Dick Snyder (2nd); 1968-69 – Mike Maloy (2nd)

DUKE (2)

1946-47 – Ed Koffensberger (2nd); 1950-51 – Dick Groat (2nd); 1951-52 – Dick Groat (1st)

FURMAN (2)

1952-53 – Frank Selvy (2nd); 1953-54 – Frank Selvy (1st); 1954-55 – Darrell Floyd (2nd); 1955-56 – Darrell Floyd (2nd)

EAST TENNESSEE STATE (1)

1990-91 – Keith Jennings (2nd)

KENTUCKY (1)

1931-32 – Forest Sale (1st); 1932-33 – Forest Sale (1st)

MARYLAND (1)

1931-32 – Louis Berger (1st)

NORTH CAROLINA (2)

1939-40 – George Glamack (1st); 1940-41 – George Glamack (1st); 1945-46 – John Dillon (2nd)

NORTH CAROLINA STATE (2)

1947-48 – Dick Dickey (2nd); 1950-51 – Sam Ranzino (1st)

WEST VIRGINIA (3)

1951-52 – Mark Workman (2nd); 1955-56 – Rod Hundley (2nd); 1956-57 – Rod Hundley (1st); 1958-59 – Jerry West (1st); 1959-60 – Jerry West (1st); 1961-62 – Rod Thorn (2nd)

AP ALL-AMERICAS (SINCE 1953-54 SEASON)

DAVIDSON (4)

1963-64 – Fred Hetzel (2nd); 1964-65 – Fred Hetzel (1st); 1965-66 – Dick Snyder (2nd); 1968-69 – Mike Maloy (2nd); 2004-05 – Brendan Winters (HM)

EAST TENNESSEE STATE (1)

1990-91 – Keith Jennings (3rd)

FURMAN (3)

1953-54 – Frank Selvy (1st); 1954-55 – Darrell Floyd (2nd); 1955-56 – Darrell Floyd (1st); 1974-75 – Clyde Mayes (3rd)

WEST VIRGINIA (3)

1955-56 – Rod Hundley (2nd); 1956-57 – Rod Hundley (1st); 1957-58 – Jerry West (3rd); 1958-59 – Jerry West (1st); 1959-60 – Jerry West (1st); 1961-62 – Rod Thorn (2nd)

USBWA ALL-AMERICAS (SINCE 1956-57)

DAVIDSON (3)

1964-65 – Fred Hetzel; 1965-66 – Dick Snyder; 1968-69 – Mike Maloy

EAST TENNESSEE STATE (1)

1990-91 – Keith Jennings

WEST VIRGINIA (2)

1956-57 – Rod Hundley; 1958-59 – Jerry West; 1959-60 – Jerry West; 1962-63 – Rod Thorn

UPI ALL-AMERICAS (SINCE 1953-54 SEASON)

DAVIDSON (2)

1963-64 – Fred Hetzel (2nd); 1964-65 – Fred Hetzel (3rd); 1965-66 – Dick Snyder (2nd)

FURMAN (2)

1953-54 – Frank Selvy (1st); 1954-55 – Darrell Floyd (2nd)

WEST VIRGINIA (2)

1955-56 – Rod Hundley (2nd); 1956-57 – Rod Hundley (1st); 1957-58 – Jerry West (3rd); 1958-59 – Jerry West (1st); 1959-60 – Jerry West (1st)

ACADEMIC ALL-AMERICAS

COLLEGE OF CHARLESTON (1)

1999-00 – Jody Lumpkin (1st); 2000-01 – Jody Lumpkin (1st)

DAVIDSON (4)

1965-66 – Dick Snyder (3rd); 1970 – Duncan Postma (3rd); 1980-81 – Cliff Tribus (3rd); 1986-87 – Derek Rucker (2nd); 1987-88 – Derek Rucker (1st)

FURMAN (1)

1992-93 – Derek Waugh (3rd)

UNC GREENSBORO (1)

1999-00 – Nathan Jameson (3rd); 2000-01 – Nathan Jameson (1st)

VMI (2)

1979-80 – Andy Kolesar (1st); 1980-81 – Andy Kolesar (1st); 1995-96 – Bobby Prince (3rd)

WESTERN CAROLINA (2)

1979-80 – Greg Dennis (2nd); 1981-82 – Greg Dennis (2nd); 1985-86 – Richard Rogers (3rd)

NCAA POSTGRADUATE SCHOLARSHIP WINNERS

DAVIDSON (2)

1968-69 – Wayne Huckel; 1982-83 – Cliff Tribus

VMI (5)

1968-69 – Johnny Mitchell; 1970-71 – Jan Essenburg; 1976-77 – Will Bynum; 1980-81 – Andy Kolesar; 1986-87 – Gay Elmore


WESTERN CAROLINA (2)

1981-82 – Greg Dennis; 1986-87 – Richard Rogers

FRANCES POMEROY NAISMITH AWARD

EAST TENNESSEE STATE (1)

1990-91 – Keith Jennings



Frank Selvy of Furman set an NCAA record by scoring 100 points in this 1954 game versus Newberry. He earned first-team All-America honors that season.

MOST VICTORIES

- 243 Mack McCarthy, Chattanooga (1985-86 thru 1996-97 seasons)
- 243 Burton Shipley, Maryland (1923-24 thru 1946-47 seasons)
- 237 **Bob McKillop, Davidson (1992-93 thru still active)**
- 230 Bill Reinhart, George Washington (1935-36 thru 1941-42; 1949-50 thru 1965-66 seasons)
- 226 Eddie Cameron, Duke (1928-29 thru 1941-42 seasons)
- 223 Lyles Alley, Furman (1945-46 thru 1948-49; 1950-51 thru 1965-66 seasons)
- 213 Les Robinson, The Citadel-East Tennessee State (1974-75 thru 1989-90 seasons)
- 205 Murray Greason, Wake Forest (1935-36 thru 1952-53 seasons)
- 194 Norman Shepard, North Carolina-Davidson (1923-24, 1937-38 thru 1948-49 seasons)
- 187 Everett Case, North Carolina State (1946-47 thru 1952-53 seasons)
- 176 Lefty Driesell, Davidson (1960-61 thru 1968-69 seasons)
- 168 Malcolm J. Pitt, Richmond (1935-36 thru 1951-52 seasons)
- 148 Herman J. Stegeman, Georgia (1921-22 thru 1930-31 seasons)
- 147 H. Lester Hooker Jr., Richmond (1952-53 thru 1962-63 seasons)
- 146 Fred Schaus, West Virginia (1954-55 thru 1959-60 seasons)
- 145 Steve Cottrell, Western Carolina (1977-78 thru 1986-87 seasons)
- 142 Joe Williams, Furman (1970-71 thru 1977-78 seasons)
- 141 Tom Scott, North Carolina-Davidson (1946-47 thru 1951-52, 1955-56 thru 1959-60 seasons)
- 139 Ron Shumate, Chattanooga (1972-73 thru 1978-79 seasons)
- 139 Tom Apke, Appalachian State (1986-87 thru 1995-96 seasons)
- 135 Gus Tebell, North Carolina State-Virginia (1924-25 thru 1935-36 seasons)
- 135 Murray Arnold, Chattanooga (1979-80 thru 1984-85 seasons)
- 135 Butch Estes, Furman (1985-86 thru 1993-94 seasons)



Everett Case



Mack McCarthy



Lyles Alley

WINS PER SEASON (MINIMUM TWO SEASONS)

- 26.7 Everett Case, North Carolina State (1946-47 thru 1952-53; 187 wins in seven seasons)
- 26.0 Ben Carnevale, North Carolina (1944-45 and 1945-46; 52 wins in two seasons)
- 24.3 Fred Schaus, West Virginia (1954-55 thru 1959-60; 146 wins in six seasons)
- 23.8 John Kresse, College of Charleston (1998-99 thru 2001-02 seasons; 95 wins in four seasons)
- 22.5 Murray Arnold, UT-Chattanooga (1979-80 thru 1984-85; 135 wins in six seasons)
- 21.5 Rick Huckabay, Marshall (1983-84 thru 1988-89; 129 wins in six seasons)

WON-LOST PERCENTAGE (MINIMUM TWO SEASONS)

- 85.7 Adolph Rupp, Kentucky (30-5 won-lost record; 1930-31 and 1931-32 seasons)
- 85.2 John Kresse, College of Charleston (52-9 won-lost record; 1998-99 and 1999-2000 seasons)
- 82.5 Ben Carnevale, North Carolina (52-11 won-lost record; 1944-45 and 1945-46 seasons)
- 81.2 George Shepard, North Carolina (69-16 won-lost record; 1931-32 thru 1934-35 seasons)
- 80.6 Everett Case, North Carolina State (187-45 won-lost record; 1946-47 thru 1952-53 seasons)
- 79.8 Fred Schaus, West Virginia (146-36 won-lost record; 1954-55 thru 1959-60 seasons)
- 79.2 John Kresse, College of Charleston (1998-99 thru 2001-02 seasons)



Burton Shipley

MOST SEASONS

- 24 Burton Shipley, Maryland (1923-24 thru 1946-47 seasons)
- 18 Murray Greason, Wake Forest (1935-36 thru 1952-53 seasons)
- 18 Bill Reinhart, George Washington (1935-36 thru 1941-42 seasons, 1949-50 thru 1965-66 seasons)
- 17 Malcolm U. Pitt, Richmond (1935-36 thru 1951-52 seasons)
- 17 Lyles Alley, Furman (1945-46 thru 1948-49 seasons; 1950-51 thru 1965-66 seasons)



Adolph Rupp

1968-69

- Week 6 – Johnny Mitchell, VMI
- Week 7 – Mike O'Neill, Davidson
- Week 8 – Dick Esleeck, Furman
- Week 9 – Mike Maloy, Davidson

NOTE: Information for weeks 1-5 and week 10-11 is not available.

1969-70

- Week 1 – Kenny Foster, Richmond
- Week 2 – Bob Sherwood, Will. & Mary
- Week 3 – Joe Brunson, Furman
- Week 4 – Bryan Adrian, Davidson
- Week 5 – Tom Miller, East Carolina
- Week 6 – Doug Cook, Davidson
- Week 7 – Mike Maloy, Davidson
- Week 8 – Walt Szczerbiak, Geo. Wash.
- Week 9 – Bryan Adrian, Davidson
- Week 10 – Jim Fairley, East Carolina

1970-71

- Week 1 – Russ Hunt, Furman
- Week 2 – Joe Sutter, Davidson
- Week 3 – Ben Ledbetter, Citadel
- Week 4 – Mike Anastasio, Richmond
- Week 5 – Steve Kirley, Davidson
- Week 6 – Tom Jasper, William & Mary
- Week 7 – Jim Gregory, East Carolina
- Week 8 – Russ Hunt, Furman
- Week 9 – Jan Essenburg, VMI
- Week 10 – Joe Sutter, Davidson

1971-72

- Week 1 – Russ Hunt, Furman
- Week 2 – John Falconi, Davidson
- Week 3 – Joe Sutter, Davidson
- Week 4 – Jim Fairley, East Carolina
- Week 5 – Jerome Owens, East Carolina
- Week 6 – John Falconi, Davidson
- Week 7 – Russ Hunt, Furman
- Week 8 – Roy Simpson, Furman
- Week 9 – Russ Hunt, Furman
- Week 10 – Jim Fairley, East Carolina
- Week 11 – Bob Frank, VMI

1972-73

- Week 1 – Fessor Leonard, Furman
- Week 2 – Matt Courage, Will. & Mary
- Week 3 – T.J. Pecorak, Davidson
- Week 4 – Aron Stewart, Richmond
- Week 5 – Fessor Leonard, Furman
- Week 6 – Aron Stewart, Richmond
- Week 7 – Aron Stewart, Richmond
- Week 8 – Dave Franklin, East Carolina
- Week 9 – Mike Arizin, William & Mary
- Week 10 – Aron Stewart, Richmond

1973-74

- Week 1 – Fessor Leonard, Furman
- Week 2 – Mike Arizin, William & Mary
- Week 3 – John Falconi, Davidson
- Week 4 – Clyde Mayes, Furman
- Week 5 – Stan Davis, Appalachian State
- Week 6 – Aron Stewart, Richmond
- Week 7 – Stan Davis, Appalachian State
- Week 8 – Clyde Mayes, Furman
- Week 9 – Clyde Mayes, Furman
- Week 10 – Aron Stewart, Richmond
- Week 11 – Aron Stewart, Richmond

1974-75

- Week 1 – Larry Horowitz, Davidson
- Week 2 – Eric Gray, Richmond
- Week 3 – Clyde Mayes, Furman
- Week 4 – Clyde Mayes, Furman
- Week 5 – Bob McCurdy, Richmond
- Week 6 – Gregg Ashorn, East Carolina
- Week 7 – Buzzy Braman, East Carolina
- Week 8 – Craig Lynch, Furman
- Week 9 – Clyde Mayes, Furman
- Week 10 – Bob McCurdy, Richmond
- Week 11 – John Lowenhaupt, Will. & Mary

1975-76

- Week 1 – Ron Satterthwaite, Will. & Mary
- Week 2 – John Krovic, VMI
- Week 3 – Reggie Lee, East Carolina
- Week 4 – Jim Strickland, Furman
- Week 5 – Dave Montgomery, VMI
- Week 6 – Jeff Butler, Richmond
- Week 7 – Ron Carter, VMI
- Week 8 – Darryl Robinson, Appalachian St.
- Week 9 – Ron Satterthwaite, Will. & Mary
- Week 10 – John Lowenhaupt, Will. & Mary
- Week 11 – Ray Miller, Furman

1976-77

- Week 1 – Jonathan Moore, Furman
- Week 2 – Darryl Robinson, Appalachian St.
- Week 3 – Walter Anderson, Appalachian St.
- Week 4 – Ron Carter, VMI
- Week 5 – Bruce Grimm, Furman
- Week 6 – Louis Crosby, East Carolina
- Week 7 – Ron Carter, VMI
- Week 8 – Larry Hunt, East Carolina
- Week 9 – John Gerdy, Davidson
- Week 10 – Will Bynum, VMI
- Week 11 – Rick Swing, The Citadel

1977-78

- Week 1 – Chris Dodds, Davidson
- Week 2 – Darryl Robinson, Appalachian St.
- Week 3 – Renaldo Lawrence, Appalachian St.
- Week 4 – John Gerdy, Davidson
- Week 5 – Ron Carter, VMI
- Week 6 – John Gerdy, Davidson
- Week 7 – Tony Searcy, Appalachian St.
- Week 8 – Harley Major, Marshall
- Week 9 – Jonathan Moore, Furman
- Week 10 – Ron Carter, VMI
- Week 11 – Bubba Wilson, W. Carolina
- Week 12 – Tony Searcy, Appalachian St.

1978-79

- Week 1 – Tom Slawson, The Citadel
- Week 2 – Darryl Robinson, Appalachian St.
- Week 3 – Jonathan Moore, Furman
- Week 4 – Jonathan Moore, Furman
- Week 5 – Rick Swing, The Citadel
- Week 6 – Jonathan Moore, Furman
- Week 7 – George Washington, Marshall
- Week 8 – John Gerdy, Davidson
- Week 9 – Jonathan Moore, Furman
- Week 10 – Darryl Robinson, Appalachian St.
- Week 11 – John Gerdy, Davidson
- Week 12 – Tom Slawson, The Citadel

1979-80

- Week 1 – Rich DiBenedetto, Davidson
- Week 2 – Ronnie Carr, Western Carolina
- Week 3 – James Campbell, Marshall
- Week 4 – Eric Smith, Chattanooga
- Week 5 – Greg Dennis, W. Carolina
- Week 6 – Andy Kolesar, VMI
- Week 7 – Mel Daniel, Furman
- Week 8 – Jonathan Moore, Furman
- Week 9 – Greg Dennis, W. Carolina
- Week 10 – Troy Lee Mikell, ETSU
- Week 11 – Greg Dennis, W. Carolina
- Week 12 – Jonathan Moore, Furman

1980-81

- Week 1 – George Washington, Marshall
- Week 2 – Todd Haynes, Davidson
- Week 3 – Troy Lee Mikell, ETSU
- Week 4 – Charles Jones, Marshall
- Week 5 – Todd Haynes, Davidson
- Week 6 – Rich DiBenedetto, Davidson
- Week 7 – George Singleton, Furman
- Week 8 – Larry Caldwell, W. Carolina
- Week 9 – Mel Daniel, Furman
- Week 10 – Charles Payton, Appalachian St.
- Week 11 – George Singleton, Furman
- Week 12 – LaVerne Evans, Marshall

1981-82

- Week 1 – John Fitch, Appalachian State
- Week 2 – David Wade, Marshall
- Week 3 – Russ Schoene, Chattanooga
- Week 4 – Cliff Tribus, Davidson
- Week 5 – Nick Morken, Chattanooga
- Week 6 – Ronnie Carr, Western Carolina
- Week 7 – Greg Dennis, W. Carolina
- Week 8 – Willie White, Chattanooga
- Week 9 – Aaron Douglas, ETSU
- Week 10 – Willie White, Chattanooga
- Week 11 – George Singleton, Furman
- Week 12 – Cliff Tribus, Davidson

1982-83

- Week 1 – George Singleton, Furman
- Week 2 – Kenny Wilson, Davidson
- Week 3 – Willie White, Chattanooga
- Week 4 – Troy Lee Mikell, ETSU
- Week 5 – Cliff Tribus, Davidson
- Week 6 – Winfred King, ETSU
- Week 7 – Kenny Trimier, W. Carolina
- Week 8 – Regan Truesdale, Citadel
- Week 9 – Stanford Strickland, Chattanooga
- Week 10 – Troy Lee Mikell, ETSU
- Week 11 – George Singleton, Furman
- Week 12 – Troy Lee Mikell, ETSU
- Week 13 – Willie White, Chattanooga

1983-84

- Week 1 – Quinton Lytle, W. Carolina
- Week 2 – Willie White, Chattanooga
- Week 3 – Stanford Strickland, Chattanooga
- Week 4 – Gerald Wilkins, Chattanooga
- Week 5 – Kenny Wilson, Davidson
- Week 6 – Regan Truesdale, Citadel
- Week 7 – George Singleton, Furman
- Week 8 – Gay Elmore, VMI
- Week 9 – Regan Truesdale, Citadel
- Week 10 – Wade Capehart, Appalachian
- Week 11 – Quentin Moore, W. Carolina

1984-85

- Week 1 – Regan Truesdale, Citadel
- Week 2 – Regan Truesdale, Citadel
- Week 3 – Greg Dolan, Appalachian St.
- Week 4 – Gay Elmore, VMI
- Week 5 – Calvin Cannady, ETSU
- Week 6 – Gerald Wilkins, Chattanooga
- Week 7 – Derek Rucker, Davidson
- Week 8 – Regan Truesdale, Citadel
- Week 9 – Skip Henderson, Marshall
- Week 10 – Skip Henderson, Marshall
- Week 11 – Clifford Morgan, Chattanooga

1985-86

- Week 1 – Gay Elmore, VMI
- Week 2 – Darryl Ivery, Chattanooga
- Week 3 – Kent Hill, Citadel
- Week 4 – Wes Stallings, ETSU
- Week 5 – Skip Henderson, Marshall
- Week 6 – Wes Stallings, ETSU
- Week 7 – Gay Elmore, VMI
- Week 8 – Kent Hill, Citadel
- Week 9 – Skip Henderson, Marshall
- Week 10 – Rod Davis, Appalachian St.
- Week 11 – Leroy Gasque, W. Carolina
- Week 12 – Clifford Waddy, W. Carolina

1986-87

- Week 1 – Gay Elmore, VMI
- Week 2 – John Castile, Furman
- Week 3 – Jeff Himes, Davidson
- Week 4 – Lepn Bryant, Citadel
- Week 5 – Darryl Ivery, Chattanooga
- Week 6 – Derek Rucker, Davidson
- Week 7 – Skip Henderson, Marshall
- Week 8 – Rodney Holden, Marshall
- Week 9 – Chris Heineman, Davidson
- Week 10 – Tom Curry, Marshall
- Week 11 – Gay Elmore, VMI
- Week 12 – Lance Fulse, Chattanooga

1987-88

- Week 1 – Joey Brooks, Furman
- Week 2 – Lance Fulse, Chattanooga
- Week 3 – Tom Curry, Marshall
- Week 4 – Morris Lyons, Chattanooga
- Week 5 – John Castile, Furman
- Week 6 – Derek Rucker, Davidson
- Week 7 – Chad Keller, ETSU
- Week 8 – Skip Henderson, Marshall
- Week 9 – Skip Henderson, Marshall
- Week 10 – Keith Jennings, ETSU
- Week 11 – Skip Henderson, Marshall
- Week 12 – Kent Hill, Citadel

1988-89

- Week 1 – John Taft, Marshall
- Week 2 – Keith Jennings, ETSU
- Week 3 – Benny Green, Chattanooga
- Week 4 – John Taft, Marshall
- Week 5 – Bennie Goettie, W. Carolina
- Week 6 – Daren Chandler, Chattanooga
- Week 7 – Damon Williams
Ramon Williams, VMI
- Week 8 – David Donerlson, W. Carolina
- Week 9 – Bruce Evans, Furman
- Week 10 – Patrick Elmore, Citadel
- Week 11 – Chris Behrends, Chattanooga
- Week 12 – Bennie Goettie, W. Carolina



Players of the Week

2005-06 MEN'S BASKETBALL

1989-90

- Week 1 – John Taft, Marshall
- Week 2 – Derrick Kirce, Chattanooga
- Week 3 – David Donerlson, W. Carolina
- Week 4 – Keith Jennings, ETSU
- Week 5 – Tracy Garrick, Furman
- Week 6 – Patrick Elmore, Citadel
- Week 7 – Greg Dennis, ETSU
- Week 8 – Bruce Evans, Furman
- Week 9 – Damon Williams, VMI
- Week 10 – Damon Williams, VMI
- Week 11 – Patrick Elmore, Citadel
- Week 12 – John Taft, Marshall

1990-91

- Week 1 – John Taft, Marshall
- Week 2 – Steve Spurlock, Appalachian St.
- Week 3 – John Taft, Marshall
- Week 4 – Keith Nelson, Chattanooga
- Week 5 – John Taft, Marshall
- Week 6 – Keith Jennings, ETSU
- Week 7 – Terry Boyd, Western Carolina
- Week 8 – Derrick Kirce, Chattanooga
- Week 9 – Keith Jennings, ETSU
- Week 10 – Keith Jennings, ETSU
- Week 11 – Greg Fitz, VMI
- Week 12 – John Taft, Marshall

1991-92

- Week 1 – Maurice Williams, W. Carolina
- Week 2 – Calvin Talford, ETSU
- Week 3 – Rodney English, ETSU
- Week 4 – Tim Brooks, Chattanooga
- Week 5 – Robert Gaines, W. Carolina
- Week 6 – Rodney English, ETSU
- Week 7 – LeVert Threats, Chattanooga
- Week 8 – Tim Brooks, Chattanooga
- Week 9 – Lewis Preston, VMI
- Week 10 – Greg Dennis, ETSU
- Week 11 – Terry Boyd, Western Carolina
- Week 12 – Lewis Preston, VMI

1992-93

- Week 1 – Gary Robb, Chattanooga
- Week 2 – Lewis Preston, VMI
- Week 3 – Tyrone Phillips, Marshall
- Week 4 – Gary Robb, Chattanooga
- Week 5 – Billy Ross, Appalachian State
- Week 6 – Jerry Pelphrey, ETSU
- Week 7 – Detlef Musch, Davidson
- Week 8 – Billy Ross, Appalachian State
- Week 9 – Billy Ross, Appalachian State
- Week 10 – Charlton Young, Ga. Southern
- Week 11 – Lewis Preston, VMI
- Week 12 – Detlef Musch, Davidson

1993-94

- Week 1 – Brandon Born, Chattanooga
- Week 2 – Terry Campbell, Citadel
- Week 3 – Frankie King, W. Carolina
- Week 4 – Chad Copeland, Chattanooga
- Week 5 – Chad Copeland, Chattanooga
- Week 6 – William Cook, Appalachian St.
- Week 7 – Jeff Williams, Appalachian St.
- Week 8 – Frankie King, W. Carolina
- Week 9 – Frankie King, W. Carolina
- Week 10 – Frankie King, W. Carolina
- Week 11 – William Cook, Appalachian St.
- Week 12 – Trazel Silvers, ETSU

1994-95

- Week 1 – Brandon Born, Chattanooga
- Week 2 – Frankie King, W. Carolina
- Week 3 – Shawn Moore, Marshall
- Week 4 – Lawrence Gullette, VMI
- Week 5 – Roger Smith, Chattanooga
- Week 6 – Maurio Hanson, Chattanooga
- Week 7 – Frankie King, W. Carolina
- Week 8 – John Oliver, Chattanooga
- Week 9 – Chad McClendon, Appalachian St.
- Week 10 – Moncrief Michael, Citadel
- Week 11 – Brandon Born, Chattanooga
- Week 12 – Matt Newman, Citadel
- Week 13 – Chad McClendon, Appalachian St.

1995-96

- Week 1 – Brandon Williams, Davidson
- Week 2 – Keith Veney, Marshall
- Week 3 – Keith Veney, Marshall
- Week 4 – Quinn Harwood, Davidson
- Week 5 – Keith Veney, Marshall
- Week 6 – Noy Castillo, Citadel
- Week 7 – Chuck Vincent, Furman
- Week 8 – Lawrence Gullette, VMI
- Week 9 – Anquell McCollum, W. Carolina
- Week 10 – Anquell McCollum, W. Carolina
- Week 11 – Anquell McCollum, W. Carolina
- Week 12 – Johnny Taylor, Chattanooga

1996-97

- Week 1 – Ryan Wilson, ETSU
- Week 2 – Bobby Phillips, W. Carolina
- Week 3 – Junior Braswell, Appalachian St.
- Week 4 – Keith Veney, Marshall
- Week 5 – Matt Newman, Citadel
- Week 6 – Willie Young, Chattanooga
- Week 7 – John Brannen, Marshall
- Week 8 – Chuck Vincent, Furman
- Week 9 – Maurice Spencer, VMI
- Week 10 – Narcisse Ewodo, Davidson
- Week 11 – John Brannen, Marshall
- Week 12 – Junior Braswell, Appalachian St.

1997-98

- Week 1 – Tyson Patterson, Appalachian St.
- Week 2 – Jason Bell, VMI
- Week 3 – Jason Bell, VMI
- Week 4 – Tige Darner, Appalachian St.
- Week 5 – Darryl Faulkner, VMI
- Week 6 – Greg Stephens, ETSU
- Week 7 – Jamie Jenkins, Citadel
- Week 8 – Bobby Phillips, W. Carolina
- Week 9 – Darryl Faulkner, VMI
- Week 10 – Demetrius Cherry, UNCG
- Week 11 – Stephen Marshall, Davidson
- Week 12 – Greg Stephens, ETSU

1998-99

- Week 1 – Marshall Phillips, Appalachian St.
- Week 2 – Danny Johnson, Charleston
- Week 3 – Stanislav Makshantsev, Furman
- Week 4 – Ian Chadwick, Wofford
- Week 5 – Danny Johnson, Charleston
- Week 6 – Greg Stephens, ETSU
- Week 7 – Marshall Phillips, Appalachian St.
- Week 8 – Greg Stephens, ETSU
- Week 9 – Daniel Quigley, Furman
- Week 10 – Sedric Webber, Charleston
- Week 11 – Jody Lumpkin, Charleston
- Week 12 – Matt McMahon, Appalachian St.

1999-2000

- Week 1 – Jarvis Hayes, W. Carolina
- Week 2 – Julius Jenkins, Ga. Southern
- Week 3 – Karim Souchu, Furman
- Week 4 – Demetrius Cherry, UNCG
- Week 5 – Rufus Leach, Appalachian St.
- Week 6 – Rashun Coleman, Chattanooga
- Week 7 – Tyson Patterson, Appalachian St.
- Week 8 – Oliver Morton, Chattanooga
- Week 9 – Jody Lumpkin, Charleston
- Week 10 – Andre Quarles, VMI
- Week 11 – Stephen Marshall, Davidson
- Week 12 – Rufus Leach, Appalachian St. Karim Souchu, Furman

2000-01

- Week 1 – Dimeco Childress, ETSU
- Week 2 – Karim Souchu, Furman Courtney Eldridge, UNCG
- Week 3 – Cliff Washburn, Citadel
- Week 4 – Ian Chadwick, Wofford
- Week 5 – Jody Lumpkin, Charleston
- Week 6 – Eric Mann, VMI
- Week 7 – Julius Jenkins, Ga. Southern
- Week 8 – Jay Joseph, UNCG
- Week 9 – Oliver Morton, Chattanooga
- Week 10 – Alan Puckett, Citadel
- Week 11 – Nathan Jameson, UNCG Sean Patterson, Ga. Southern
- Week 12 – Mike Lenzly, Wofford

2001-02

- Week 1 – Jason Conley, VMI
- Week 2 – Kevin Martin, W. Carolina
- Week 3 – Dimeco Childress, ETSU
- Week 4 – Jason Conley, VMI
- Week 5 – Mike Lenzly, Wofford
- Week 6 – James Maye, UNCG
- Week 7 – Chris Pearson, Davidson Julius Jenkins, Ga. Southern
- Week 8 – Toot Young, Chattanooga
- Week 9 – Jason Conley, VMI
- Week 10 – Dimeco Childress, ETSU
- Week 11 – Dimeco Childress, ETSU David Schuck, UNCG
- Week 12 – Courtney Eldridge, UNCG

2002-03

- Week 1 – Troy Wheless, Charleston
- Week 2 – Lee Nixon, Wofford
- Week 3 – Tiras Wade, ETSU
- Week 4 – Ashley Champion, UTC
- Week 5 – Shawn Hall, Appalachian State
- Week 6 – Jean Francois, Ga. Southern
- Week 7 – Graham Bunn, Appalachian St.
- Week 8 – Rans Brempong, W. Carolina Wayne Bernard, Davidson
- Week 9 – Jason Rogan, Chattanooga
- Week 10 – Jerald Fields, ETSU Kevin Martin, W. Carolina
- Week 11 – Brendan Winters, Davidson
- Week 12 – Karim Souchu, Furman
- Week 13 – Conor Grace, Davidson

2003-04

- Week 1 – Kevin Martin, W. Carolina
- Week 2 – Zakee Wadood, ETSU
- Week 3 – Kevin Martin, W. Carolina
- Week 4 – Thomas Mobley, CofC
- Week 5 – Elton Nesbitt, Ga. Southern
- Week 6 – David Berghoef, W. Carolina Howard Wilkerson, Wofford Noah Brown, Appalachian St
- Week 7 – Kevin Martin, W. Carolina
- Week 8 – Zakee Wadood, ETSU
- Week 9 – Jackson Atoyebi, Elon
- Week 10 – Maleye Ndoeye, Furman
- Week 11 – Brendan Winters, Davidson
- Week 12 – Ronnie Burrell, UNCG

2004-05

- Week 1 – Howard Wilkerson, Wofford Brendan Winters, Davidson
- Week 2 – Howard Wilkerson, Wofford
- Week 3 – Kyle Hines, UNC Greensboro
- Week 4 – Warren McLendon, The Citadel Tony Mitchell, CofC
- Week 5 – Bernard Jackson, CofC
- Week 6 – Elton Nesbitt, Ga. Southern
- Week 7 – Jean Francois, Ga. Southern
- Week 8 – Brendan Winters, Davidson
- Week 9 – David Berghoef, W. Carolina
- Week 10 – Elton Nesbitt, Ga. Southern
- Week 11 – Tyler Berg, Wofford
- Week 12 – Tim Smith, East Tennessee St.

COMPOSITE BREAKDOWN

| School | No |
|-----------------------------|----|
| FURMAN | 52 |
| DAVIDSON | 47 |
| CHATTANOOGA | 45 |
| WESTERN CAROLINA | 40 |
| Virginia Military Institute | 38 |
| APPALACHIAN STATE | 38 |
| East Tennessee State | 37 |
| Marshall | 34 |
| THE CITADEL | 26 |
| Richmond | 13 |
| East Carolina | 12 |
| William & Mary | 9 |
| UNC GREENSBORO | 9 |
| COLLEGE OF CHARLESTON | 9 |
| GEORGIA SOUTHERN | 6 |
| WOFFORD | 6 |
| ELON | 1 |
| Geo. Washington | 1 |

Current conference schools IN ALL CAPS

All-Conference Teams



2005-06 MEN'S BASKETBALL

1946-47

FIRST TEAM

Ed Bartels, North Carolina State
Bill Cantwell, George Washington
Buddy Cheek, Davidson
Dick Dickey, North Carolina State
Bob Paxton, North Carolina

SECOND TEAM

Ben Collins, Duke
Chet Giermak, William & Mary
Leo Katkaveck, North Carolina State
Norman Kohler, North Carolina
Jack McComas, North Carolina State

1948-49

FIRST TEAM

Coy Carson, North Carolina
Dick Dickey, North Carolina State
Chet Giermak, William & Mary
Sam Ranzino, North Carolina State
Corren Youmans, Duke

SECOND TEAM

Vic Bubas, Duke
Buddy Cheek, Davidson
Tommy Hughes, Duke
Maynard Haithcock, G. Washington
Stan Najeway, Wake Forest

1949-50

FIRST TEAM

Vic Bubas, North Carolina State
Dick Dickey, North Carolina State
Chet Giermak, William & Mary
Sam Ranzino, North Carolina State
Jim Slaughter, South Carolina

SECOND TEAM

Dick Groat, Duke
Hugo Kappler, North Carolina
John Moffatt, George Washington
Nemo Nearman, North Carolina
Stan Najeway, Wake Forest

1950-51

FIRST TEAM

Dick Groat, Duke
Jay Handlan, Washington & Lee
Sam Ranzino, North Carolina State
Jim Slaughter, South Carolina
Mark Workman, West Virginia

SECOND TEAM

Vic Bubas, North Carolina State
Paul Horvath, North Carolina State
Perry Lewis, William & Mary
Ed McMillan, William & Mary
Tex Tilson, Virginia Tech

1951-52

FIRST TEAM

Dick Groat, Duke
Dickie Hemric, Wake Forest
Frank Selvy, Furman
Lee Terrill, North Carolina State
Mark Workman, West Virginia

SECOND TEAM

Bill Chambers, William & Mary
Jay Handlan, Washington & Lee
Dwane Morrison, South Carolina
Johnny Snee, Clemson
Bobby Speight, North Carolina State

1952-53

FIRST TEAM

Dickie Hemric, Wake Forest
Joe Holup, George Washington
Frank Selvy, Furman
Jim Sottile, West Virginia
Bobby Speight, North Carolina State

SECOND TEAM

Bill Chambers, William & Mary
Nield Gordon, Furman
Gene Shue, Maryland
Mel Thompson, North Carolina State
Jack Williams, Wake Forest

1953-54

Walter Devlin, George Washington
Ralph Holmes, West Virginia
Joe Holup, George Washington
Warren Mills, Richmond
Frank Selvy, Furman

1954-55

Walter Devlin, George Washington
Darrell Floyd, Furman
Joe Holup, George Washington
Rod Hundley, West Virginia
Warren Mills, Richmond

1955-56

Darrell Floyd, Furman
Ed Harrison, Richmond
Joe Holup, George Washington
Rod Hundley, West Virginia
Bill Matthews, Virginia Tech

1956-57

Dom Flora, Washington & Lee
Rod Hundley, West Virginia
Lee Marshall, Washington & Lee
Lloyd Sharrar, West Virginia
Dick Wright, Furman

1957-58

FIRST TEAM

Dom Flora, Washington & Lee
Gene Guarilia, George Washington
Roy Lange, William & Mary
Lloyd Sharrar, West Virginia
Jerry West, West Virginia

SECOND TEAM

Bob Ayersman, Virginia Tech
Howard McDonald, G. Washington
Art Musselman, The Citadel
Don Vincent, West Virginia
Dick Wright, Furman

1958-59

FIRST TEAM

Bob Ayersman, Virginia Tech
Roy Lange, William & Mary

Howard McDonald, G. Washington
Chris Smith, Virginia Tech
Jerry West, West Virginia

SECOND TEAM

Jeff Cohen, William & Mary
Bob Smith, West Virginia
Bill Telasky, George Washington
Theryl Willis, Richmond
Dick Wright, Furman

1959-60

FIRST TEAM

Bob Ayersman, Virginia Tech
Jeff Cohen, William & Mary
Lee Patrone, West Virginia
Chris Smith, Virginia Tech
Jerry West, West Virginia

SECOND TEAM

Jon Feldman, George Washington
Norm Halberstadt, VMI
Lewis Mills, Virginia Tech
Art Musselman, The Citadel
Bev Vaughan, William & Mary

1960-61

FIRST TEAM

Jeff Cohen, William & Mary
Gary Daniels, The Citadel
Chris Smith, Virginia Tech
Jerry Smith, Furman
Rod Thorn, West Virginia

SECOND TEAM

Jon Feldman, George Washington
Norm Halberstadt, VMI
Danny Higgins, Richmond
Bucky Keller, Virginia Tech
Lee Patrone, West Virginia

1961-62

FIRST TEAM

Gary Daniels, The Citadel
Bucky Keller, Virginia Tech
Howard Pardue, Virginia Tech
Jerry Smith, Furman
Rod Thorn, West Virginia

SECOND TEAM

Jon Feldman, George Washington
Gerald Glur, Furman
Norm Halberstadt, VMI
Bill Jarman, Davidson
Jim McCormick, West Virginia

1962-63

FIRST TEAM

Gerald Glur, Furman
Fred Hetzel, Davidson
Howard Pardue, Virginia Tech
Jerry Smith, Furman
Rod Thorn, West Virginia

SECOND TEAM

Roger Bergey, William & Mary
Bill Blair, VMI
Bill Jarman, Davidson
Jim McCormick, West Virginia
Lee Melear, Virginia Tech

1963-64

FIRST TEAM

Bill Blair, VMI
Fred Hetzel, Davidson
Tom Lowry, West Virginia
Howard Pardue, Virginia Tech
John Telepo, Richmond

SECOND TEAM

Joe Adamitis, George Washington
Terry Holland, Davidson
Dave Hunter, William & Mary
Paul Long, Virginia Tech
Dick Snyder, Davidson

1964-65

FIRST TEAM

Fred Hetzel, Davidson
Mickey McDade, Virginia Tech
Charlie Schmaus, VMI
Dick Snyder, Davidson
Tom Tenwick, Richmond

SECOND TEAM

Bob Camp, West Virginia
Don Davidson, Davidson
Joe Kruszewski, VMI
Barry Teague, Davidson
John Wetzel, Virginia Tech

1965-66

FIRST TEAM

Johnny Moates, Richmond
Ben Pomeroy, William & Mary
Charlie Schmaus, VMI
Dick Snyder, Davidson
Ron Williams, West Virginia

SECOND TEAM

Herwig Baumann, The Citadel
Rodney Knowles, Davidson
John Leshar, West Virginia
Robin Porter, VMI
Don Webster, Furman
Spike Welsh, Richmond

1966-67

FIRST TEAM

Tom Green, Richmond
Carl Head, West Virginia
Rodney Knowles, Davidson
Johnny Moates, Richmond
Ben Pomeroy, William & Mary
Ron Williams, West Virginia

SECOND TEAM

Wayne Huckel, Davidson
Joe Lalli, George Washington
Steve Lawrence, Furman
Ron Panneton, William & Mary
Dave Reaser, West Virginia

1967-68

FIRST TEAM

Dick Esleack, Furman
Wilton Ford, Richmond
Mike Maloy, Davidson
Bob Sherwood, William & Mary
Ron Williams, West Virginia

SECOND TEAM

Carey Bailey, West Virginia
 Doug Cook, Davidson
 Wayne Huckel, Davidson
 John Kemper, VMI
 Steve Powers, VMI

1968-69
FIRST TEAM

Dick Esleeck, Furman
 Kenny Foster, Richmond
 Jerry Kroll, Davidson
 Mike Maloy, Davidson
 Bob Tallent, George Washington

SECOND TEAM

Doug Cook, Davidson
 Richard Keir, East Carolina
 John Mitchell, VMI
 Dave Moser, Davidson
 Tee Hooper, The Citadel

1969-70
FIRST TEAM

Bryan Adrian, Davidson
 Doug Cook, Davidson
 Mike Maloy, Davidson
 Tom Miller, East Carolina
 Mike Tallent, George Washington

SECOND TEAM

Joe Brunson, Furman
 Jerry Hirsch, The Citadel
 Jerry Kroll, Davidson
 Jim Modlin, East Carolina
 Bob Sherwood, William & Mary

1970-71
FIRST TEAM

Mike Anastasio, Richmond
 Jim Gregory, East Carolina
 Russ Hunt, Furman
 Tom Jasper, William & Mary
 Joe Sutter, Davidson

SECOND TEAM

Steve Dodge, William & Mary
 Jan Essenburg, VMI
 Al Faber, East Carolina
 Ben Ledbetter, The Citadel
 Eric Minkin, Davidson

1971-72
FIRST TEAM

John Falconi, Davidson
 Russ Hunt, Furman
 Roy Simpson, Furman
 John Sutor, The Citadel
 Joe Sutter, Davidson

SECOND TEAM

Jim Fairley, East Carolina
 Steve Fishel, The Citadel
 Eric Minkin, Davidson
 Jerome Owens, East Carolina
 Jeff Trammell, William & Mary

1972-73
FIRST TEAM

John Falconi, Davidson
 Steve Fishel, The Citadel
 Fessor Leonard, Furman
 Clyde Mayes, Furman
 Aron Stewart, Richmond

SECOND TEAM

Mike Arizin, William & Mary
 Stan Davis, Appalachian State
 Greg Dunn, Davidson
 Earl Quash, East Carolina
 Roy Simpson, Furman

1973-74
FIRST TEAM

Greg Dunn, Davidson
 Fessor Leonard, Furman
 Clyde Mayes, Furman
 Aron Stewart, Richmond
 Nicky White, East Carolina

SECOND TEAM

Mike Arizin, William & Mary
 Stan Davis, Appalachian State
 Bob McCurdy, Richmond
 Rodney McKeever, The Citadel
 Mike Sorrentino, Davidson

1974-75
FIRST TEAM

Fessor Leonard, Furman
 Bob McCurdy, Richmond
 Rodney McKeever, The Citadel
 Clyde Mayes, Furman
 Ron Satterthwaite, William & Mary

SECOND TEAM

Gregg Ashorn, East Carolina
 Greg Dunn, Davidson
 Robert Geter, East Carolina
 John Krovic, VMI
 Craig Lynch, Furman

1975-76
FIRST TEAM

Ron Carter, VMI
 John Lowenhaupt, William & Mary
 Rodney McKeever, The Citadel
 Ray Miller, Furman
 Jim Strickland, Furman

SECOND TEAM

Jeff Butler, Richmond
 Will Bynum, VMI
 Kevin Eastman, Richmond
 Earl Garner, East Carolina
 Darryl Robinson, Appalachian State
 Ron Satterthwaite, William & Mary

1976-77
FIRST TEAM

Will Bynum, VMI
 Ron Carter, VMI
 John Gerdy, Davidson
 Bruce Grimm, Furman
 Jonathan Moore, Furman

SECOND TEAM

Larry Hunt, East Carolina
 John Krovic, VMI
 John Lowenhaupt, William & Mary
 Jim Strickland, Furman
 Rick Swing, The Citadel

1977-78
FIRST TEAM

Ron Carter, VMI
 John Gerdy, Davidson
 Bunny Gibson, Marshall
 Jonathan Moore, Furman
 Tony Searcy, Appalachian State

SECOND TEAM

Al Daniel, Furman
 Bruce Grimm, Furman
 Dave Montgomery, VMI
 Darryl Robinson, Appalachian State
 Bubba Wilson, Western Carolina

1978-79
FIRST TEAM

Al Daniel, Furman
 John Gerdy, Davidson
 Mel Hubbard, Appalachian State
 Jonathan Moore, Furman
 Darryl Robinson, Appalachian State
 Rick Swing, The Citadel

SECOND TEAM

Bunny Gibson, Marshall
 Randy Nesbit, The Citadel
 Keith Parker, Chattanooga
 Raymond Person, Western Carolina
 Tom Slawson, The Citadel

1979-80
FIRST TEAM

Rich DiBenedetto, Davidson
 Mel Daniel, Furman
 Greg Dennis, Western Carolina
 Andy Kolesar, VMI
 Jonathan Moore, Furman

SECOND TEAM

Randy Nesbit, The Citadel
 Charles Payton, Appalachian State
 Tom Slawson, The Citadel
 Kenny Trimier, Western Carolina
 Greg White, Marshall

1980-81
FIRST TEAM

Ronnie Carr, Western Carolina
 Mel Daniel, Furman
 Todd Haynes, Davidson
 Charles Payton, Appalachian State
 Eric Smith, Chattanooga

SECOND TEAM

Rich DiBenedetto, Davidson
 Greg Dennis, Western Carolina
 Troy Lee Mikell, East Tennessee State
 George Singleton, Furman
 Greg White, Marshall

1981-82
FIRST TEAM

Ronnie Carr, Western Carolina
 Greg Dennis, Western Carolina
 Charles Payton, Appalachian State
 Cliff Tribus, Davidson
 Willie White, Chattanooga

SECOND TEAM

Mel Daniel, Furman
 Troy Lee Mikell, East Tennessee State
 Nick Morken, Chattanooga
 Russ Schoene, Chattanooga
 Winfred Reid, East Tennessee State

1982-83
FIRST TEAM

Troy Lee Mikell, East Tennessee State
 George Singleton, Furman
 Kenny Trimier, Western Carolina
 Willie White, Chattanooga
 Kenny Wilson, Davidson

SECOND TEAM

Felipe de las Pozas, The Citadel
 Sam Henry, Marshall
 Charles Jones, Marshall
 Winfred King, East Tennessee State
 Stanford Strickland, Chattanooga
 Cliff Tribus, Davidson

1983-84
FIRST TEAM

LaVerne Evans, Marshall
 George Singleton, Furman
 Regan Truesdale, The Citadel
 Willie White, Chattanooga
 Kenny Wilson, Davidson

SECOND TEAM

Gay Elmore, VMI
 Quinton Lytle, Western Carolina
 Stanford Strickland, Chattanooga
 David Wade, Marshall
 Gerald Wilkins, Chattanooga

1984-85
FIRST TEAM

Gay Elmore, VMI
 Skip Henderson, Marshall
 Quinton Lytle, Western Carolina
 Regan Truesdale, The Citadel
 Gerald Wilkins, Chattanooga

SECOND TEAM

Glenn Clyburn, Appalachian State
 Noel Gilliard, Furman
 Clifford Morgan, Chattanooga
 Derek Rucker, Davidson
 Cedric Wins, VMI

1985-86
FIRST TEAM

Gay Elmore, VMI
 Leroy Gasque, Western Carolina
 Skip Henderson, Marshall
 Derek Rucker, Davidson
 Wes Stallings, East Tennessee State

All-Conference Teams



2005-06 MEN'S BASKETBALL

SECOND TEAM

Gerry Born, Davidson
Calvin Cannady, East Tennessee State
Rod Davis, Appalachian State
Lance Fulse, Chattanooga
Carliss Jeter, Chattanooga

1988-87

FIRST TEAM

Gay Elmore, VMI
Lance Fulse, Chattanooga
Skip Henderson, Marshall
Rodney Holden, Marshall
Derek Rucker, Davidson

SECOND TEAM

Craig Burgess, The Citadel
Tom Curry, Marshall
Jeff Himes, Davidson
James Hunter, Chattanooga
Dwayne Lewis, Marshall

1987-88

FIRST TEAM

John Castile, Furman
Tom Curry, Marshall
Skip Henderson, Marshall
Jeff Himes, Davidson
Derek Rucker, Davidson

SECOND TEAM

David Brown, Furman
Greg Dennis, East Tennessee State
Lance Fulse, Chattanooga
Rodney Holden, Marshall
Kemp Phillips, Appalachian State

1988-89

FIRST TEAM

Daren Chandler, Chattanooga
Greg Dennis, East Tennessee State
Sam Gibson, Appalachian State
John Taft, Marshall
Ramon Williams, VMI

SECOND TEAM

Chris Behrends, Chattanooga
Patrick Elmore, The Citadel
Bennie Goettie, Western Carolina
Keith Jennings, East Tennessee State
Damon Williams, VMI

1989-90 (COACHES)

Greg Dennis, East Tennessee State
Patrick Elmore, The Citadel
Bruce Evans, Furman
Sam Gibson, Appalachian State
Keith Jennings, East Tennessee State
Derrick Kirce, Chattanooga
Omar Roland, Marshall
John Taft, Marshall
Calvin Talford, East Tennessee State
Damon Williams, VMI
Ramon Williams, VMI

1989-90 (MEDIA)

FIRST TEAM

Greg Dennis, East Tennessee State
Patrick Elmore, The Citadel
Keith Jennings, East Tennessee State

John Taft, Marshall
Damon Williams, VMI

SECOND TEAM

Sam Gibson, Appalachian State
Derrick Kirce, Chattanooga
Omar Roland, Marshall
Calvin Talford, East Tennessee State
Ramon Williams, VMI

1990-91 (COACHES)

Terry Boyd, Western Carolina
Bruce Evans, Furman
Greg Fittz, VMI
Keith Jennings, East Tennessee State
Derrick Kirce, Chattanooga
Ted Mosay, The Citadel
Keith Nelson, Chattanooga
Steve Spurlock, Appalachian State
John Taft, Marshall
Calvin Talford, East Tennessee State

1990-91 (MEDIA)

FIRST TEAM

Bruce Evans, Furman
Keith Jennings, East Tennessee State
Derrick Kirce, Chattanooga
Keith Nelson, Chattanooga
John Taft, Marshall

SECOND TEAM

Chris Bass, Furman
Terry Boyd, Western Carolina
Greg Fittz, VMI
Steve Spurlock, Appalachian State
Calvin Talford, East Tennessee State

1991-92 (COACHES)

Terry Boyd, Western Carolina
Tim Brooks, Chattanooga
Rodney English, East Tennessee State
Bruce Evans, Furman
Robert Gaines, Western Carolina
Hal Henderson, Furman
Keith Nelson, Chattanooga
Jonathan Penn, VMI
Lewis Preston, VMI
Steve Spurlock, Appalachian State
Calvin Talford, East Tennessee State

1991-92 (MEDIA)

FIRST TEAM

Terry Boyd, Western Carolina
Tim Brooks, Chattanooga
Rodney English, East Tennessee State
Keith Nelson, Chattanooga
Calvin Talford, East Tennessee State

SECOND TEAM

Greg Dennis, East Tennessee State
Bruce Evans, Furman
Hal Henderson, Furman
Jonathan Penn, VMI
Lewis Preston, VMI
LeVert Threats, Chattanooga

1992-93 (COACHES)

Tim Brooks, Chattanooga
Robert Gaines, Western Carolina
Jerry Pelphrey, East Tennessee State

Tyrone Phillips, Marshall
Lewis Preston, VMI
Gary Robb, Chattanooga
Bill Ross, Appalachian State
Trazel Silvers, East Tennessee State
Derek Waugh, Furman
Charlton Young, Georgia Southern

1992-93 (MEDIA)

FIRST TEAM

Tim Brooks, Chattanooga
Tyrone Phillips, Marshall
Billy Ross, Appalachian State
Derek Waugh, Furman
Charlton Young, Georgia Southern

SECOND TEAM

Robert Gaines, Western Carolina
Jerry Pelphrey, East Tennessee State
Lewis Preston, VMI
Gary Robb, Chattanooga
Trazel Silvers, East Tennessee State

1993-94 (COACHES)

Brandon Born, Chattanooga
Chad Copeland, Chattanooga
Brian Edwards, Furman
Reggie Jones, The Citadel
Frankie King, Western Carolina
Chad McClendon, Appalachian State
Shawn Moore, Marshall
Janko Narat, Davidson
Trazel Silvers, East Tennessee State
Brandon Williams, Davidson

1993-94 (MEDIA)

FIRST TEAM

Brandon Born, Chattanooga
Chad Copeland, Chattanooga
Frankie King, Western Carolina
Chad McClendon, Appalachian State
Janko Narat, Davidson

SECOND TEAM

Brian Edwards, Furman
Shawn Moore, Marshall
Gary Robb, Chattanooga
Trazel Silvers, East Tennessee State
Brandon Williams, Davidson

1994-95 (COACHES)

Brandon Born, Chattanooga
Lawrence Gullette, VMI
Maurio Hanson, Chattanooga
Steve Harris, Furman
Frankie King, Western Carolina
Chad McClendon, Appalachian State
Anquell McCollum, Western Carolina
Moncrief Michael, The Citadel
Shawn Moore, Marshall
Tony Patterson, East Tennessee State

1994-95 (MEDIA)

FIRST TEAM

Frankie King, Western Carolina
Shawn Moore, Marshall
Chad McClendon, Appalachian State
Brandon Born, Chattanooga
Anquell McCollum, Western Carolina

SECOND TEAM

Roger Smith, Chattanooga
Lawrence Gullette, VMI
Tony Patterson, East Tennessee State
Steve Harris, Furman
Maurio Hanson, Chattanooga

1995-96 (COACHES)

Anquell McCollum, Western Carolina
Brandon Williams, Davidson
Keith Veney, Marshall
Lawrence Gullette, VMI
Quinn Harwood, Davidson
Johnny Taylor, Chattanooga
Chuck Vincent, Furman
Noy Castillo, The Citadel
Kareem Livingston, Appalachian State
John Brown, Marshall

1995-96 (MEDIA)

FIRST TEAM

Brandon Williams, Davidson
Anquell McCollum, Western Carolina
Johnny Taylor, Chattanooga
Lawrence Gullette, VMI
Quinn Harwood, Davidson

SECOND TEAM

Kareem Livingston, Appalachian State
Keith Veney, Marshall
Chris Alpert, Davidson
Chuck Vincent, Furman
Jason Williams, Marshall

1996-97 (COACHES)

Johnny Taylor, Chattanooga
John Brannen, Marshall
Keith Veney, Marshall
Junior Braswell, Appalachian State
Chuck Vincent, Furman
Narcisse Ewodo, Davidson
Willie Young, Chattanooga
Bobby Phillips, Western Carolina
Darryl Faulkner, VMI
Mark Donnelly, Davidson

1996-97 (MEDIA)

FIRST TEAM

Johnny Taylor, Chattanooga
John Brannen, Marshall
Keith Veney, Marshall
Junior Braswell, Appalachian State
Chuck Vincent, Furman

SECOND TEAM

Narcisse Ewodo, Davidson
Willie Young, Chattanooga
Sidney Coles, Marshall
Bobby Phillips, Western Carolina
Chris Mims, Chattanooga
Darryl Faulkner, VMI

1997-98 (COACHES)

Chuck Vincent, Furman
Mark Donnelly, Davidson
Kareem Livingston, Appalachian State
Bobby Phillips, Western Carolina
Darryl Faulkner, VMI
Greg Stephens, East Tennessee State
Demetrius Cherry, UNC Greensboro
David Phillips, Chattanooga
Jamie Jenkins, The Citadel
Marshall Phillips, Appalachian State

1997-98 (MEDIA)

FIRST TEAM

Chuck Vincent, Furman
Mark Donnelly, Davidson
Kareem Livingston, Appalachian State
Bobby Phillips, Western Carolina
Darryl Faulkner, VMI

SECOND TEAM

Greg Stephens, East Tennessee State
Jason Bell, VMI
Demetrius Cherry, UNC Greensboro
David Phillips, Chattanooga
Jamie Jenkins, The Citadel

1998-99 (COACHES)

FIRST TEAM

Marshall Phillips, Appalachian State
Tyson Patterson, Appalachian State
Sedric Webber, College of Charleston
Danny Johnson, College of Charleston
Landry Kosmalski, Davidson
Ali Ton, Davidson
Greg Stephens, East Tennessee State
Daniel Quigley, Furman
Jason Bell, VMI
Ian Chadwick, Wofford

1998-99 (MEDIA)

FIRST TEAM

Sedric Webber, College of Charleston
Greg Stephens, East Tennessee State
Jason Bell, VMI
Ian Chadwick, Wofford
Marshall Phillips, Appalachian State

SECOND TEAM

Landry Kosmalski, Davidson
Ali Ton, Davidson
Jermel President, College of Charleston
Danny Johnson, College of Charleston
Tyson Patterson, Appalachian State

1999-2000 (COACHES)

FIRST TEAM

Tyson Patterson, Appalachian State
Landry Kosmalski, Davidson
Ian Chadwick, Wofford
Rufus Leach, Appalachian State
Jody Lumpkin, College of Charleston
Jeff Bolton, College of Charleston
Rashun Coleman, Chattanooga
Oliver Morton, Chattanooga
Stephen Marshall, Davidson
Demetrius Cherry, UNC Greensboro

1999-2000 (MEDIA)

FIRST TEAM

Ian Chadwick, Wofford
Tyson Patterson, Appalachian State
Jody Lumpkin, College of Charleston
Stephen Marshall, Davidson
Demetrius Cherry, UNC Greensboro

SECOND TEAM

Rufus Leach, Appalachian State
Jeff Bolton, College of Charleston
Rashun Coleman, Chattanooga
Landry Kosmalski, Davidson
Julius Jenkins, Georgia Southern

THIRD TEAM

Oliver Morton, Chattanooga
Karim Souchu, Furman
Hamp Jones, Georgia Southern
Dondrell Whitmore, Western Carolina
Jarvis Hayes, Western Carolina

2000-01 (COACHES)

Ian Chadwick, Wofford
Jody Lumpkin, College of Charleston
Jeff Bolton, College of Charleston
Oliver Morton, Chattanooga
Karim Souchu, Furman
Julius Jenkins, Georgia Southern
Courtney Eldridge, UNC Greensboro
Eric Mann, VMI
Dimeco Childress, East Tennessee State
Kashien Latham, Georgia Southern

2000-2001 (MEDIA)

FIRST TEAM

Ian Chadwick, Wofford
Jody Lumpkin, College of Charleston
Eric Mann, VMI
Karim Souchu, Furman
Courtney Eldridge, UNC Greensboro

SECOND TEAM

Jeff Bolton, College of Charleston
Julius Jenkins, Georgia Southern
Oliver Morton, Chattanooga
Cory Largent, Western Carolina
Kashien Latham, Georgia Southern

THIRD TEAM

Dimeco Childress, East Tennessee State
Josh Shehan, Appalachian State
Donald Payne, Appalachian State
David Schuck, UNC Greensboro
Mike Lenzly, Wofford

2001-02 (COACHES)

Jeff Bolton, College of Charleston
Chris Pearson, Davidson
Dimeco Childress, East Tennessee State
Zakee Wadood, East Tennessee State
Guilherme Da Luz, Furman
Sean Peterson, Georgia Southern
Courtney Eldridge, UNC Greensboro
David Schuck, UNC Greensboro
Jason Conley, VMI
Kevin Martin, Western Carolina

2001-02 (MEDIA)

FIRST TEAM

Jeff Bolton, College of Charleston
Dimeco Childress, East Tennessee State
Sean Peterson, Georgia Southern
Courtney Eldridge, UNC Greensboro
Jason Conley, VMI

SECOND TEAM

Travis Cantrell, The Citadel
Chris Pearson, Davidson
Zakee Wadood, East Tennessee State
David Schuck, UNC Greensboro
Kevin Martin, Western Carolina

THIRD TEAM

Toot Young, Chattanooga
Guilherme Da Luz, Furman
Karim Souchu, Furman
James Maye, UNC Greensboro
Mike Lenzly, Wofford

2002-03 (COACHES)

Graham Bunn, Appalachian State
Shawn Hall, Appalachian State
Ashley Champion, Chattanooga
Troy Wheless, College of Charleston
Wayne Bernard, Davidson
Zakee Wadood, East Tennessee State
Karim Souchu, Furman
Julius Jenkins, Georgia Southern
Kevin Martin, Western Carolina
Mike Lenzly, Wofford

2002-03 (MEDIA)

FIRST TEAM

Shawn Hall, Appalachian State
Troy Wheless, College of Charleston
Karim Souchu, Furman
Julius Jenkins, Georgia Southern
Kevin Martin, Western Carolina

SECOND TEAM

Ashley Champion, Chattanooga
Wayne Bernard, Davidson
Zakee Wadood, East Tennessee State
Mike Lenzly, Wofford
Radee Skipworth, VMI

THIRD TEAM

Graham Bunn, Appalachian State
Guilherme Da Luz, Furman
James Maye, UNC Greensboro
Lee Nixon, Wofford
Thomas Mobley, College of Charleston

2003-04 (COACHES)

Zakee Wadood, East Tennessee State
Tim Smith, East Tennessee State
Thomas Mobley, College of Charleston
Kevin Martin, Western Carolina
Brendan Winters, Davidson
Ashley Champion, Chattanooga
Maleye Ndoye, Furman
Frank Bennett, Georgia Southern
Jerald Fields, East Tennessee State
Terry Williams, Georgia Southern

2003-04 (MEDIA)

FIRST TEAM

Zakee Wadood, East Tennessee State
Kevin Martin, Western Carolina
Tim Smith, East Tennessee State
Ashley Champion, Chattanooga
Brendan Winters, Davidson

SECOND TEAM

Thomas Mobley, College of Charleston
Frank Bennett, Georgia Southern
Jackson Atoyebi, Elon
Maleye Ndoye, Furman
Jerald Fields, East Tennessee State

THIRD TEAM

Jay Joseph, UNC Greensboro
Ronnie Burrell, UNC Greensboro
Howard Wilkerson, Wofford
Terry Williams, Georgia Southern
Tony Mitchell, College of Charleston

2004-2005 (Coaches)

Brendan Winters, Davidson
Elton Nesbitt, Georgia Southern
Tim Smith, East Tennessee State
Tony Mitchell, Coll. of Charleston
Mindaugas Katelinas, Chattanooga
Logan Kosmalski, Davidson
Ronnie Burrell, UNC Greensboro
Kyle Hines, UNC Greensboro
Jean Francois, Georgia Southern
Terry Williams, Georgia Southern

2004-05 (MEDIA)

FIRST TEAM

Brendan Winters, Davidson
Elton Nesbitt, Georgia Southern
Tim Smith, East Tennessee State
Tony Mitchell, College of Charleston
Mindaugas Katelinas, Chattanooga

SECOND TEAM

Logan Kosmalski, Davidson
Ronnie Burrell, UNC Greensboro
Jean Francois, Georgia Southern
Terry Williams, Georgia Southern
Tyler Berg, Wofford

THIRD TEAM

Kyle Hines, UNC Greensboro
Chris Brown, Chattanooga
D.J. Thompson, Appalachian State
Moussa Diagne, Furman
David Berghoefér, Western Carolina

All-Conference Teams



2005-06 MEN'S BASKETBALL

FIRST TEAM MEMBERS ONLY - CURRENT SCHOOLS

APPALACHIAN STATE (15)

Junior Braswell, 1997
Graham Bunn, 2003
Sam Gibson, 1989-90
Shawn Hall, 2003
Mel Hubbard, 1979
Rufus Leach, 2000
Kareem Livingston, 1996-98
Chad McClendon, 1994-95
Tyson Patterson, 1999-2000
Charles Payton, 1981-82
Marshall Phillips, 1998-99
Darryl Robinson, 1979
Billy Ross, 1993
Tony Searcy, 1978
Steve Spurlock, 1991-92

COLLEGE OF CHARLESTON (7)

Jeff Bolton, 2000-01-02
Danny Johnson, 1999
Jody Lumpkin, 2000-01
Tony Mitchell, 2005
Thomas Mobley, 2004
Sedric Webber, 1999
Troy Wheless, 2003

THE CITADEL (11)

Noy Castillo, 1996
Gary Daniels, 1961-62
Patrick Elmore, 1990
Steve Fishel, 1973
Jamie Jenkins, 1998
Reggie Jones, 1994
Rodney McKeever, 1975-76
Ted Mosay, 1991
John Sutor, 1972
Rick Swing, 1979
Regan Truesdale, 1984-85

DAVIDSON (29)

Bryan Adrian, 1970
Wayne Bernard, 2003
Buddy Cheek, 1947
Doug Cook, 1970
Rich DiBenedetto, 1980
Mark Donnelly, 1997-98
Greg Dunn, 1974
John Falconi, 1972-73
Narcisse Ewodo, 1997
John Gerdy, 1977-78-79
Quinn Harwood, 1996
Todd Haynes, 1981
Jeff Himes, 1988
Fred Hetzel, 1963-64-65
Rodney Knowles, 1967
Landry Kosmalski, 1999-2000
Jerry Kroll, 1969
Mike Maloy, 1968-69-70
Stephen Marshall, 2000
Janko Narat, 1994
Chris Pearson, 2002
Derek Rucker, 1986-87-88
Dick Snyder, 1965-66
Joe Sutter, 1971-72
Ali Ton, 1999
Cliff Tribus, 1982
Brandon Williams, 1994-96
Brendan Winters, 2004-2005
Kenny Wilson, 1983-84

FURMAN (29)

John Castile, 1988
Guilherme Da Luz, 2002
Al Daniel, 1979
Mel Daniel, 1980-81
Brian Edwards, 1994
Dick Esleek, 1968-69

Bruce Evans, 1990-91-92
Darrell Floyd, 1955-56
Gerald Glur, 1963
Bruce Grimm, 1977
Hal Henderson, 1992
Russ Hunt, 1971-72
Fessor Leonard, 1973-74-75
Clyde Mayes, 1973-74-75
Ray Miller, 1976
Jonathan Moore, 1977-78-79-80
Maleye Ndoye, 2004
Daniel Quigley, 1999
Frank Selvy, 1952-53-54
Roy Simpson, 1972
George Singleton, 1983-84
Jerry Smith, 1961-62-63
Karim Souchu, 2001, 03
Jim Strickland, 1976
Chuck Vincent, 1996-97-98
Derek Waugh, 1993
Dick Wright, 1957

GEORGIA SOUTHERN (6)

Frank Bennett, 2004
Julius Jenkins, 2001, 03
Kashien Latham, 2001
Elton Nesbitt, 2005
Sean Peteson, 2002
Terry Williams, 2004
Charlton Young, 1993

UNC GREENSBORO (4)

Demetrius Cherry, 1998, 2000
Courtney Eldridge, 2001-02
Kyle Hines, 2005
David Schuck, 2002

CHATTANOOGA (17)

Brandon Born, 1994-95
Tim Brooks, 1992-93
Ashley Champion, 2003-04
Daren Chandler, 1989
Rashun Coleman, 2000
Chad Copeland, 1994
Lance Fulse, 1987
Mindaugas Katelynas, 2005
Derrick Kirce, 1990-91
Oliver Morton, 2000-01
Keith Nelson, 1991-92
David Phillips, 1998
Gary Robb, 1993
Eric Smith, 1981
Johnny Taylor, 1996-97
Willie White, 1982-83-84
Gerald Wilkins, 1985
Willie Young, 1997

WESTERN CAROLINA (13)

Terry Boyd, 1991-92
Ronnie Carr, 1981-82
Greg Dennis, 1980-82
Robert Gaines, 1990-93
Leroy Gasque, 1986
Frankie King, 1994-95
Quinton Lytle, 1985
Kevin Martin, 2002-04
Anquell McCollum, 1995-96
Bobby Phillips, 1997-98
Kenny Trimier, 1983

WOFFORD (2)

Ian Chadwick, 1999-2001
Mike Lenzly, 2003

FIRST TEAM MEMBERS ONLY - FORMER SCHOOLS

DUKE (2)

Dick Groat, 1951-52
Corren Youmans, 1949

EAST CAROLINA (3)

Jim Gregory, 1971
Tom Miller, 1970
Nicky White, 1974

EAST TENNESSEE STATE (13)

Dimeco Childress, 2001-02
Greg Dennis, 1989-90
Rodney English, 1992
Jerald Fields, 2004
Keith Jennings, 1990-91
Troy Lee Mikell, 1983
Jerry Pelphrey, 1993
Trazel Silvers, 1993-94
Tim Smith, 2004-2005
Wes Stallings, 1986
Greg Stephens, 1998-99
Calvin Talford, 1990-91-92
Zakee Wadood, 2002-04

GEORGE WASHINGTON (7)

Bill Cantwell, 1947
Walter Devlin, 1954-55
Gene Guarilia, 1958
Joe Holup, 1953-54-55-56
Howard McDonald, 1959
Bob Tallent, 1969
Mike Tallent, 1970

MARSHALL (12)

John Brannen, 1997
John Brown, 1996
Tom Curry, 1988
LaVerne Evans, 1984
Bunny Gibson, 1978
Skip Henderson, 1985-86-87-88
Rodney Holden, 1987
Shawn Moore, 1994-95
Tyrone Phillips, 1993
Omar Roland, 1990
John Taft, 1989-90-91
Keith Veney, 1996-97

NORTH CAROLINA (2)

Bob Paxton, 1947
Coy Carson, 1949

N.C. STATE (6)

Ed Bartels, 1947
Vic Bubas, 1950
Dick Dickey, 1947-49-50
Sam Ranzino, 1949-50-51
Lee Terrill, 1952
Bobby Speight, 1953

RICHMOND (11)

Mike Anastasio, 1971
Wilton Ford, 1968
Kenny Foster, 1969
Tom Green, 1967
Ed Harrison, 1956
Bob McCurdy, 1975

Warren Mills, 1954-55
Johnny Moates, 1966-67
Aron Stewart, 1973-74
John Telepo, 1964
Tom Tenwick, 1965

SOUTH CAROLINA (1)

Jim Slaughter, 1950-51

VMI (15)

Jason Bell, 1999
Bill Blair, 1964
Ron Carter, 1977-78
Jason Conley, 2002
Gay Elmore, 1985-86-87
Greg Fittz, 1991
Lawrence Gullette, 1995-96
Darryl Faulkner, 1997-98
Andy Kolesar, 1980
Eric Mann, 2001
Jonathan Penn, 1992
Lewis Preston, 1992-93
Charlie Schmaus, 1965-66
Damon Williams, 1990
Ramon Williams, 1989-90

VIRGINIA TECH (6)

Bob Ayersman, 1959-60
Bucky Keller, 1962
Bill Matthews, 1956
Mickey McDade, 1965
Howard Pardue, 1962-63-64
Chris Smith, 1959-60-61

WAKE FOREST (1)

Dickie Hemric, 1952-53

WASHINGTON & LEE (3)

Dom Flora, 1957-58
Jay Handlan, 1951
Lee Marshall, 1957

WEST VIRGINIA (11)

Carl Head, 1967
Ralph Holmes, 1954
Rod Hundley, 1955-56-57
Tom Lowry, 1964
Lee Patrone, 1960
Lloyd Sharrar, 1962-63-64
Jim Sottile, 1953
Rod Thorn, 1961-62-63
Jerry West, 1958-59-60
Ron Williams, 1966-67-68
Mark Workman, 1951-52

WILLIAM & MARY (8)

Jeff Cohen, 1960-61
Chet Giermak, 1949-50
Tom Jasper, 1971
Roy Lange, 1958-59
John Lowenhaupt, 1976
Ben Pomeroy, 1966-67
Ron Satterthwaite, 1975
Bob Sherwood, 1968

REPEAT FIRST TEAM SELECTIONS

FOUR TIMES (3)

Skip Henderson, Marshall (1985-86-87-88)
 Joe Holup, George Washington (1953-54-55-56)
 Jonathan Moore, Furman (1977-78-79-80)

THREE TIMES (25)

Jeff Bolton, College of Charleston (2000-01-02)
 Ron Carter, VMI (1976-77-78)
 Ian Chadwick, Wofford (1999-2000-2001)
 Gay Elmore, VMI (1985-86-87)
 Bruce Evans, Furman (1990-91-92)
 John Gerdy, Davidson (1977-78-79)
 Fred Hetzel, Davidson (1963-64-65)
 Rod Hundley, West Virginia (1955-56-57)
 Fessor Leonard, Furman (1973-74-75)
 Mike Maloy, Davidson (1968-69-70)
 Kevin Martin, Western Carolina (2002-03-04)
 Clyde Mayes, Furman (1973-74-75)
 Howard Pardue, Virginia Tech (1962-63-64)
 Derek Rucker, Davidson (1986-87-88)
 Frank Selvy, Furman (1952-53-54)
 Chris Smith, Virginia Tech (1959-60-61)
 Jerry Smith, Furman (1961-62-63)
 John Taft, Marshall (1989-90-91)
 Calvin Talford, East Tennessee State (1990-91-92)
 Rod Thorn, West Virginia (1961-62-63)
 Chuck Vincent, Furman (1996-97-98)
 Zakee Wadood, East Tennessee State (2002-03-04)
 Jerry West, West Virginia (1958-59-60)
 Willie White, Chattanooga (1982-83-84)
 Ron Williams, West Virginia (1966-67-68)

TWO TIMES (69)

Bob Ayersman, Virginia Tech (1959-60)
 Brandon Born, Chattanooga (1994-95)
 Terry Boyd, Western Carolina (1991-92)
 Tim Brooks, Chattanooga (1992-93)
 Ronnie Carr, Western Carolina (1981-82)
 Ashley Champion, Chattanooga (2003-04)
 Demetrius Cherry, UNCG (1998, 2000)
 Dimeco Childress, E. Tennessee St. (2001-02)
 Jeff Cohen, William & Mary (1960-61)
 Mel Daniel, Furman (1980-81)
 Gary Daniels, The Citadel (1961-62)
 Greg Dennis, Western Carolina (1980-82)
 Greg Dennis, East Tennessee State (1989-90)
 Walter Devlin, Geo. Washington (1954-55)
 Mark Donnelly, Davidson (1997-98)
 Courtney Eldridge, UNCG (2001-02)
 Dick Esleeck, Furman (1968-69)
 John Falconi, Davidson (1972-73)
 Darryl Faulkner, VMI (1997-98)
 Dom Flora, Washington & Lee (1957-58)
 Darrell Floyd, Furman (1955-56)
 Robert Gaines, Western Carolina (1992-93)
 Sam Gibson, Appalachian State (1989-90)
 Chet Giermak, William & Mary (1949-50)
 Dick Groat, Duke (1951-52)
 Lawrence Gullette, VMI (1995-96)
 Dickie Hemric, Wake Forest (1952-53)
 Russ Hunt, Furman (1971-72)
 Julius Jenkins, Georgia Southern (2001, 03)
 Landry Kosmalski, Davidson (1999-2000)
 Frankie King, Western Carolina (1994-95)
 Roy Lange, William & Mary (1958-59)
 Kareem Livingston, Appalachian State (1996-98)
 Jody Lumpkin, College of Charleston (2000-01)

Chad McClendon, Appalachian State (1994-95)
 Anquell McCollum, Western Carolina (1995-96)
 Rodney McKeever, The Citadel (1975-76)
 Warren Mills, Richmond (1954-55)
 Johnny Moates, Richmond (1966-67)
 Shawn Moore, Marshall (1994-95)
 Oliver Morton, Chattanooga (2000-01)
 Keith Nelson, Chattanooga (1991-92)
 Tyson Patterson, Appalachian State (1999-2000)
 Charles Payton, Appalachian State (1981-82)
 Bobby Phillips, Western Carolina (1997-98)
 Marshall Phillips, Appalachian State (1998-99)
 Ben Pomeroy, William & Mary (1966-67)
 Lewis Preston, VMI (1992-93)
 Charlie Schmaus, VMI (1965-66)
 Lloyd Sharrar, West Virginia (1957-58)
 Trazel Silvers, East Tennessee State (1993-94)
 George Singleton, Furman (1983-84)
 Jim Slaughter, South Carolina (1950-51)
 Tim Smith, East Tennessee State (2004-05)
 Dick Snyder, Davidson (1965-66)
 Karim Souchu, Furman (2001, 03)
 Steve Spurlock, Appalachian State (1991-92)
 Greg Stephens, East Tennessee State (1998-99)
 Aron Stewart, Davidson (1971-72)
 Joe Sutter, Davidson (1971-72)
 Johnny Taylor, Chattanooga (1996-97)
 Regan Truesdale, The Citadel (1984-85)
 Keith Veney, Marshall (1996-97)
 Brandon Williams, Davidson (1994-96)
 Ramon Williams, VMI (1989-90)
 Kenny Wilson, Davidson (1983-84)
 Brendan Winters, Davidson (2004-05)
 Mark Workman, West Virginia (1951-52)

All-Tournament Teams



2005-06 MEN'S BASKETBALL

1923

K.P. Gatchell, Mississippi State
H.G. Perkins, Mississippi State
Bill Redd, Chattanooga
Baby Roane, Georgia Tech
Consuello Smith, Mercer

1924

Cartwright Carmichael, North Carolina
Slim Carter, Alabama
Eddie Gurr, Georgia
Monk McDonald, North Carolina
K.P. Gatchell, Mississippi State

1925

Jack Cobb, North Carolina
Ellis Henican, Tulane
Howard Holland, Virginia
Billie Izard, Mississippi State
Henry Lind, Tulane
Edward Morgan, Tulane
Charles Wiehrs, Georgia

1926

FIRST TEAM

Jack Cobb, North Carolina
Bunn Hackney, North Carolina
Earl Johnson, Mississippi
Artie Newcombe, North Carolina
H.L. Stone, Mississippi State

SECOND TEAM

William Dodderer, North Carolina
George Florence, Georgia
Nick George, Georgia Tech
Paul Jenkins, Kentucky
Nolan Richardson, Georgia

1927

FIRST TEAM

Paul Dear, Virginia Tech
Walter Forbes, Georgia
George Keen, Georgia
John McCall, Vanderbilt
James Stuart, Vanderbilt

SECOND TEAM

Heinie Fair, South Carolina
George Florence, Georgia
Bunn Hackney, North Carolina
Cecil Jamison, Georgia Tech
John Purser, North Carolina

1929

Joe Crosen, Duke
Frank Goodwin, North Carolina State
L.F. Haar, North Carolina State
Dewitt Laird, Mississippi
Louis McGinnis, Kentucky
Henry Palmer, Georgia
Robert Selby, Mississippi
R.S. Warren, North Carolina State
Bill Werber, Duke
Henry Young, North Carolina State

1930

FIRST TEAM

Maurice Corbitt, Tennessee
Harry Councilor, Duke
Lindy Hood, Alabama
Paul McBrayer, Kentucky
Bill Werber, Duke

SECOND TEAM

Joe Crosen, Duke
Bobby Dodd, Tennessee
Bill Laney, Alabama
Sandford Sanford, Georgia
Earl Smith, Alabama

1931

FIRST TEAM

Louis Berger, Maryland
Louis McGinnis, Kentucky
Edward Ronkin, Maryland
Carey Spicer, Kentucky
George Yates, Kentucky

SECOND TEAM

Jake Bronston, Kentucky
Joe Crosen, Duke
Mel Emmelhainz, Florida
George Garrison, Louisiana State
Tommy Reeder, Georgia

1932

FIRST TEAM

Tom Alexander, North Carolina
T.W. Lumpkin, Auburn
Bill Strickland, Georgia
Virgil Weathers, North Carolina
Leroy Young, Georgia

SECOND TEAM

Louis Berger, Maryland
Wilmer Hines, North Carolina
Forrest Sale, Kentucky
Vernon Smith, Georgia
James Thompson, Duke

1933

FIRST TEAM

Gilbert Clark, North Carolina State
Earl Hall, Virginia Tech
James Thompson, Duke
Bennie Tompkins, South Carolina
Freddie Tompkins, South Carolina

SECOND TEAM

Dana Henderson, South Carolina
Wilmer Hines, North Carolina
Herbert Thompson, Duke
Rufus Vincent, Maryland
Virgil Weathers, North Carolina

1934

Stewart Aitken, North Carolina
Bill Downey, VMI
Jason Glace, North Carolina
Jim McCachren, North Carolina
Ray Rex, North Carolina State
Joe Sawyers, Washington & Lee
Charles Smith, Washington & Lee
Herb Thompson, Duke
Jim Thompson, Duke
Virgil Weathers, North Carolina

1935

FIRST TEAM

Stewart Aitken, North Carolina
Ivan Glace, North Carolina
Norman Iler, Washington & Lee
Jim McCachren, North Carolina
Joe Pette, Washington & Lee

SECOND TEAM

William Downey, VMI

Robert Fielk, Washington & Lee
Melvin Nelson, North Carolina
Ray Rex, North Carolina State
Charles Smith, Washington & Lee
Alex Swails, Clemson

1936

FIRST TEAM

Bernie Buscher, Maryland
Norman Iler, Washington & Lee
Jim McCachren, North Carolina
Joe Pette, Washington & Lee
Bob Spessard, Washington & Lee

SECOND TEAM

Andy Bershak, North Carolina
Tom Brown, Clemson
Earl Carson, Washington & Lee
Earl Ruth, North Carolina
Vic Willis, Maryland

1937

FIRST TEAM

Earl Carson, Washington & Lee
Norman Iler, Washington & Lee
Earl Ruth, North Carolina
Bob Spessard, Washington & Lee
Jim Waller, Wake Forest

SECOND TEAM

Andy Bershak, North Carolina
Connie Mac Berry, North Carolina State
Bill Mann, North Carolina State
Ken Podger, Duke
Ramsay Potts, North Carolina

1938

FIRST TEAM

Earl Carson, Washington & Lee
Ed Kitchens, Clemson
George Knepley, Maryland
Banks McFadden, Clemson
Bob Spessard, Washington & Lee

SECOND TEAM

Russ Bergman, Duke
Fred Edwards, Duke
Connie Mac Berry, North Carolina State
Earl Ruth, North Carolina
Waverly Wheeler, Maryland

1939

FIRST TEAM

George Dewitt, Maryland
Eddie Johnson, Maryland
George Knepley, Maryland
Banks McFadden, Clemson
Ed Swindell, Duke

SECOND TEAM

Russ Bergman, Duke
Jack Bryce, Clemson
Bill Mann, North Carolina State
Jim Rennie, North Carolina State
Jim Waller, Wake Forest

1940

FIRST TEAM

George DeWitt, Maryland
George Glamack, North Carolina
Banks McFadden, Clemson
Bill Mock, Duke
Bill Sweel, Wake Forest

SECOND TEAM

Clyde Allen, Duke
Jake Burrows, The Citadel
Herb Cline, Wake Forest
Jimmy Howard, North Carolina
Glenn Price, Duke

1941

FIRST TEAM

Chuck Holley, Duke
Bob Rose, North Carolina
Emil Sotnyk, VMI
Cy Valasek, Duke
Pres Westmoreland, South Carolina

SECOND TEAM

Bob Foster, VMI
George Glamack, North Carolina
Lanny Lofdahl, South Carolina
Ray Spuhler, Duke
Ed Stumpf, VMI

1942

FIRST TEAM

Herb Cline, Wake Forest
Glenn Knox, William & Mary
Bones McKinney, North Carolina State
Ray Spuhler, Duke
Al Vandeweghe, William & Mary

SECOND TEAM

Cedric Loftis, Duke
Bernie Mock, North Carolina State
Jack Tabscott, North Carolina State
Pres Westmoreland, South Carolina
Matt Zunic, George Washington

1943

FIRST TEAM

Bob Gantt, Duke
John Konizewski, George Washington
Cedric Loftis, Duke
Tommy Peters, Davidson
John Seward, Duke

SECOND TEAM

Gordon Carver, Duke
Joe Gallagher, George Washington
Jim Rausch, George Washington
John Shumate, The Citadel
Emil Sotnyk, George Washington

1944

FIRST TEAM

Boyce Box, North Carolina
Gordon Carver, Duke
Danny Frederick, Virginia Tech
Bernie Mock, North Carolina
Bill Wright, Duke

SECOND TEAM

Harry Bushkar, Virginia Tech
John Dewell, North Carolina
Jack Fitch, North Carolina
Harry Harner, Duke
Jim Lowry, Davidson

1945

FIRST TEAM

Manny Alvarez, North Carolina
Dan Buckley, Duke
Gordon Carver, Duke
Jim Jordan, North Carolina
Charles Sokol, South Carolina

SECOND TEAM

John Dillon, North Carolina
 Jack Flynn, Maryland
 Ed Koffenberger, Duke
 Stan Magdziak, William & Mary
 Bob Paxton, North Carolina

1946
FIRST TEAM

Harry Bushkar, Virginia Tech
 Ed Loffenberger, Duke
 John Seward, Duke
 Dick Whiting, Duke
 Abner Williams, Wake Forest

SECOND TEAM

John Dillon, North Carolina
 Joe Hinerman, Wake Forest
 Jim Jordan, North Carolina
 Bones McKinney, North Carolina
 Deran Walters, Wake Forest

1947
FIRST TEAM

Al Adams, South Carolina
 Dick Dickey, North Carolina State
 Pete Negley, North Carolina State
 Bob Paxton, North Carolina
 Jim White, North Carolina

SECOND TEAM

Ed Bartels, North Carolina State
 Bill Cantwell, George Washington
 Jim Hamilton, North Carolina
 Leo Katkavek, North Carolina State
 Barney Kreisberg, George Washington

1948
FIRST TEAM

Ed Bartels, North Carolina State
 Jere Bunting, William & Mary
 Leo Katkavek, North Carolina State
 Bob Paxton, North Carolina
 Corren Youmans, Duke

SECOND TEAM

Warren Cartier, North Carolina State
 Buddy Cheek, Davidson
 Dick Dickey, North Carolina State
 Paul Horvath, North Carolina State
 Tommy Hughes, Duke

1950
FIRST TEAM

Dick Dickey, North Carolina State
 Ed McMillan, William & Mary
 Stan Najeway, Wake Forest
 Sam Ranzino, North Carolina State
 Corren Youmans, Duke

SECOND TEAM

Dayton Allen, Duke
 Vic Bubas, North Carolina State
 Bill Fleming, Duke
 Paul Horvath, North Carolina State
 Jack Mueller, Wake Forest

1951
FIRST TEAM

Dick Dickey, North Carolina State
 Dick Groat, Duke
 Ed McMillan, William & Mary
 Stan Najeway, Wake Forest
 Corren Youmans, Duke

1952
FIRST TEAM

Eddie Becker, West Virginia
 Dick Groat, Duke
 Frank Selvy, Furman
 Bobby Speight, North Carolina State
 Mark Workman, West Virginia

SECOND TEAM

Bill Chambers, William & Mary
 Nield Gordon, Furman
 Bernie Janicki, Duke
 Johnny Snee, Clemson
 Lee Terrill, North Carolina State

1953
FIRST TEAM

Nield Gordon, Furman
 Dickie Hemric, Wake Forest
 Frank Selvy, Furman
 Gene Shue, Maryland
 Mel Thompson, North Carolina State

SECOND TEAM

Eddie Becker, West Virginia
 Billy Lyles, Wake Forest
 Jim Sottile, West Virginia
 Bobby Speight, North Carolina State
 Jack Williams, Wake Forest

1954

Walter Devlin, George Washington
 Ralph Holmes, West Virginia
 Joe Holup, George Washington
 Warren Mills, Richmond
 Frank Selvy, Furman

1955

Walter Devlin, George Washington
 Joe Holup, George Washington
 Rod Hundley, West Virginia
 Walt Lysaght, Richmond
 Warren Mills, Richmond

1956

Darrell Floyd, Furman
 Dom Flora, Washington & Lee
 Ed Harrison, Richmond
 Rod Hundley, West Virginia
 Walt Lysaght, Richmond

1957

Dom Flora, Washington & Lee
 Rod Hundley, West Virginia
 Lee Marshall, Washington & Lee
 Warren Mitchell, Richmond
 Lloyd Sharrar, West Virginia

1958
FIRST TEAM

Jeff Cohen, William & Mary
 Roy Lange, William & Mary
 Bob Smith, West Virginia
 Bill Telasky, George Washington
 Jerry West, West Virginia

SECOND TEAM

Tom Booker, Richmond
 Howard McDonald, George Washington
 Lloyd Sharrar, West Virginia
 Don Vincent, West Virginia
 Dick Wright, Furman

1959
FIRST TEAM

Jeff Cohen, William & Mary
 Roy Lange, William & Mary
 Art Musselman, The Citadel
 Lee Patrone, West Virginia
 Jerry West, West Virginia

SECOND TEAM

Ray Graves, The Citadel
 Gene Guarilia, George Washington
 Howard McDonald, George Washington
 Byron Pinson, Furman
 Chris Smith, Virginia Tech

1960
FIRST TEAM

Jeff Cohen, William & Mary
 Lewis Mills, Virginia Tech
 Lee Patrone, West Virginia
 Chris Smith, Virginia Tech
 Jerry West, West Virginia

SECOND TEAM

Willie Akers, West Virginia
 Jeff Feldman, George Washington
 Norm Halberstadt, VMI
 Bucky Keller, Virginia Tech
 Jim Warren, West Virginia

1961
FIRST TEAM

Jeff Cohen, William & Mary
 Gary Daniels, The Citadel
 Ron Perry, George Washington
 Dick Markowitz, George Washington
 Lee Patrone, West Virginia

SECOND TEAM

Don Ardell, George Washington
 Roger Bergey, William & Mary
 Dick Jones, The Citadel
 Chris Smith, Virginia Tech
 Jerry Smith, Furman

1962
FIRST TEAM

Norm Halberstadt, VMI
 Bucky Keller, Virginia Tech
 Howard Pardue, Virginia Tech
 Rod Thorn, West Virginia
 Kenny Ward, West Virginia

SECOND TEAM

Gary Daniels, The Citadel
 Jon Feldman, George Washington
 Gerald Glur, Furman
 Tom Lowry, West Virginia
 Don Weir, West Virginia

1963
FIRST TEAM

Fred Hetzel, Davidson
 Bill Jarman, Davidson
 Howard Pardue, Virginia Tech
 Jerry Smith, Furman
 Rod Thorn, West Virginia

SECOND TEAM

Frank Alvis, Virginia Tech
 Bob Harris, William & Mary
 Tom Lowry, West Virginia
 Jim McCormick, West Virginia
 Barry Teague, Davidson

1964
FIRST TEAM

Joe Adamitis, George Washington
 Bill Blair, VMI
 Mark Clark, George Washington
 Fred Hetzel, Davidson
 Charlie Schmaus, VMI

SECOND TEAM

Don Davidson, Davidson
 Ric Duques, George Washington
 Joe Kruszewski, VMI
 Tom Lowry, West Virginia
 Leroy Peacock, Furman

1965
FIRST TEAM

Bob Camp, West Virginia
 Fred Hetzel, Davidson
 John Leshner, West Virginia
 Martin Morris, William & Mary
 Walter Wenk, William & Mary

SECOND TEAM

Marty Lentz, West Virginia
 Ron Perry, Virginia Tech
 Ben Pomeroy, William & Mary
 John Prosser, VMI
 Dick Snyder, Davidson

1966
FIRST TEAM

Carl Head, West Virginia
 Rodney Knowles, Davidson
 Charlie Schmaus, VMI
 Dick Snyder, Davidson
 Ron Williams, West Virginia

SECOND TEAM

John Cauacini, West Virginia
 Bobby Lane, Davidson
 Tim Walter, William & Mary
 Spike Welsh, Richmond
 Tom Youngdale, Davidson

1967
FIRST TEAM

Bob Benfield, West Virginia
 Carl Head, West Virginia
 Wayne Huckel, Davidson
 Ron Williams, West Virginia
 Johnny Moates, Richmond

SECOND TEAM

Doug Bridges, The Citadel
 Tom Green, Richmond
 Rodney Knowles, Davidson
 Ron Panneton, William & Mary
 Dave Reaser, West Virginia

1968
FIRST TEAM

Carey Bailey, West Virginia
 Dick Esleeck, Furman
 Kenny Foster, Richmond
 Mike Maloy, Davidson
 Ron Williams, West Virginia

SECOND TEAM

Doug Cook, Davidson
 Wayne Huckel, Davidson
 Bob Hummell, West Virginia
 Jerry Kroll, Davidson
 Dave Moser, Davidson

All-Tournament Teams



2005-06 MEN'S BASKETBALL

1969

FIRST TEAM

Doug Cook, Davidson
Jerry Kroll, Davidson
Mike Maloy, Davidson
Jim Modlin, East Carolina
Harold Rhyne, George Washington

SECOND TEAM

Joe Brunson, Furman
Wilton Ford, Richmond
Jim Gregory, East Carolina
Wayne Huckel, Davidson
Dave Moser, Davidson

1970

FIRST TEAM

Joe Brunson, Furman
Doug Cook, Davidson
Picot Frazier, Richmond
Jerry Kroll, Davidson
Mike Maloy, Davidson

SECOND TEAM

Bryan Adrian, Davidson
Frank Owen, Richmond
Bob Sherwood, William & Mary
Walt Szczerbiak, George Washington
Mike Tallent, George Washington

1971

FIRST TEAM

Jim Hewitt, Richmond
Don Jackson, Furman
Tom Jasper, William & Mary
Jerry Martin, Furman
Joe Sutter, Davidson

SECOND TEAM

Mike Anastasio, Richmond
Bernard Collier, Furman
Ben Ledbetter, The Citadel
Stan Ryfinski, Richmond
Lisco Thomas, Furman

1972

FIRST TEAM

Jim Fairley, East Carolina
Russ Hunt, Furman
Ernie Pope, East Carolina
Roy Simpson, Furman
Jeff Trammell, William & Mary

SECOND TEAM

Stan Davis, Appalachian State
John Falconi, Davidson
Jerry Fisher, William & Mary
Dave Franklin, East Carolina
Don Jackson, Furman

1973

FIRST TEAM

Greg Dunn, Davidson
Fessor Leonard, Furman
Clyde Mayes, Furman
Tom Pfingst, William & Mary
Roy Simpson, Furman

SECOND TEAM

Mike Arizin, William & Mary
Jerry Owens, East Carolina
Mike Sorrentino, Davidson
Aron Stewart, Richmond
Nicky White, East Carolina

1974

FIRST TEAM

Mike Arizin, William & Mary
Greg Dunn, Davidson
Bob McCurdy, Richmond
Clyde Mayes, Furman
Aron Stewart, Richmond

SECOND TEAM

Chuck Cordell, The Citadel
Larry Horowitz, Davidson
Bruce Grimm, Furman
Fessor Leonard, Furman
Ed Kelley, Furman

1975

FIRST TEAM

Will Bynum, VMI
John Lowenhaupt, William & Mary
Craig Lynch, Furman
Clyde Mayes, Furman
Ron Satterthwaite, William & Mary

SECOND TEAM

Robert Geter, East Carolina
Michael Hall, Furman
Larry Hunt, East Carolina
Fessor Leonard, Furman
Bob McCurdy, Richmond

1976

FIRST TEAM

Jeff Butler, Richmond
Will Bynum, VMI
Ron Carter, VMI
John Krovic, VMI
Ron Satterthwaite, William & Mary

SECOND TEAM

Calvin Bowser, Appalachian State
Kevin Eastman, Richmond
Rodney McKeever, The Citadel
Mike Morton, Richmond
Jim Strickland, Furman

1977

FIRST TEAM

Ron Carter, VMI
John Krovic, VMI
Jonathan Moore, Furman
Dave Montgomery, VMI
Tony Searcy, Appalachian State

SECOND TEAM

Walter Anderson, Appalachian State
Will Bynum, VMI
Bruce Grimm, Furman
Mel Hubbard, Appalachian State
Jim Ramsey, East Carolina
Darryl Robinson, Appalachian State

1978

FIRST TEAM

Rodney Arnold, Furman
Ron Carter, VMI
Bruce Grimm, Furman
Harley Major, Marshall
Jonathan Moore, Furman

SECOND TEAM

Al Daniel, Furman
Renaldo Lawrence, Appalachian State
Darryl Robinson, Appalachian State
Bubba Wilson, Western Carolina
Greg Young, Marshall

1979

FIRST TEAM

Al Daniel, Furman
Renaldo Lawrence, Appalachian State
Jonathan Moore, Furman
Darryl Robinson, Appalachian State
Rick Swing, The Citadel

SECOND TEAM

Mel Hubbard, Appalachian State
Randy Nesbit, The Citadel
Charles Payton, Appalachian State
Raymond Person, Western Carolina
Tom Slawson, The Citadel

1980

FIRST TEAM

Michael Hunt, Furman
Ken Labanowski, Marshall
Troy Lee Mikell, East Tennessee State
Jonathan Moore, Furman
Greg White, Marshall

SECOND TEAM

James Campbell, Marshall
Greg Dennis, Western Carolina
John Fitch, Appalachian State
George Washington, Marshall
Ron White, Furman

1981

FIRST TEAM

Ronnie Carr, Western Carolina
John Fitch, Appalachian State
Nick Morken, Chattanooga
Charles Payton, Appalachian State
Eric Smith, Chattanooga

SECOND TEAM

Mel Daniel, Furman
Greg Dennis, Western Carolina
LaVerne Evans, Marshall
James Jones, Chattanooga
Kelvin McMillian, Appalachian State

1982

FIRST TEAM

Jamie Hall, Davidson
Nick Morken, Chattanooga
Andre Motley, East Tennessee State
Russ Schoene, Chattanooga
Cliff Tribus, Davidson

SECOND TEAM

Felipe de las Pozas, The Citadel
Troy Lee Mikell, East Tennessee State
Winfred Reid, East Tennessee State
Stanford Strickland, Chattanooga
Willie White, Chattanooga

1983

FIRST TEAM

Skip Clark, Chattanooga
Winfred King, East Tennessee State
Troy Lee Mikell, East Tennessee State
Kenny Trimier, Western Carolina
Willie White, Chattanooga

SECOND TEAM

Felipe de las Pozas, The Citadel
Noel Gilliard, Furman
Quinton Lytle, Western Carolina
George Singleton, Furman
Regan Truesdale, The Citadel

1984

FIRST TEAM

Jeff Battle, Marshall
Sam Ervin, Marshall
LaVerne Evans, Marshall
Willie White, Chattanooga
Gerald Wilkins, Chattanooga

SECOND TEAM

Glenn Clyburn, Appalachian State
David Lawrence, Appalachian State
George Singleton, Furman
Stanford Strickland, Chattanooga
David Wade, Marshall

1985

FIRST TEAM

Gay Elmore, VMI
Jeff Guthrie, Marshall
Skip Henderson, Marshall
Regan Truesdale, The Citadel
Gerald Wilkins, Chattanooga

SECOND TEAM

Jeff Battle, Marshall
Mike Huffman, VMI
Bruce Morris, Marshall
Darren Sawyer, VMI
Cedric Wins, VMI

1986

FIRST TEAM

Gerry Born, Davidson
Carliss Jeter, Chattanooga
Derek Rucker, Davidson
Wes Stallings, East Tennessee State
Anthony Tanner, Davidson

SECOND TEAM

Calvin Cannady, East Tennessee State
Rod Davis, Appalachian State
Skip Henderson, Marshall
James Hunter, Chattanooga
Clifford Waddy, Western Carolina

1987

FIRST TEAM

John Castile, Furman
Skip Henderson, Marshall
Jeff Himes, Davidson
Rodney Holden, Marshall
Derek Rucker, Davidson

SECOND TEAM

Craig Burgess, The Citadel
Tom Curry, Marshall
Robert Hill, Western Carolina
Dwayne Lewis, Marshall
Floyd Showers, Western Carolina

1988

FIRST TEAM

Lance Fulse, Chattanooga
Benny Green, Chattanooga
Skip Henderson, Marshall
Damon Williams, VMI
Ramon Williams, VMI

SECOND TEAM

Greg Dennis, East Tennessee State
Bobby Gardner, VMI
Rodney Holden, Marshall
Keith Jennings, East Tennessee State
Morris Lyons, Chattanooga

1989
FIRST TEAM

Greg Dennis, East Tennessee State
 Keith Jennings, East Tennessee State
 John Taft, Marshall
 Calvin Talford, East Tennessee State
 Alvin West, East Tennessee State

SECOND TEAM

Daren Chandler, Chattanooga
 Andre Cunningham, Marshall
 Patrick Elmore, The Citadel
 Bruce Evans, Furman
 Benny Green, Chattanooga
 Gery Strickland, Marshall

1990
FIRST TEAM

Greg Dennis, East Tennessee State
 Keith Jennings, East Tennessee State
 Broderick Parker, Appalachian State
 Kemp Phillips, Appalachian State
 Damon Williams, VMI

SECOND TEAM

Bruce Evans, Furman
 Sam Gibson, Appalachian State
 Calvin Talford, East Tennessee State
 Alvin West, East Tennessee State
 Ramon Williams, VMI

1991
FIRST TEAM

Terry Boyd, Western Carolina
 Rodney English, East Tennessee State
 Keith Jennings, East Tennessee State
 Derrick Kirce, Chattanooga
 Tim Powers, Appalachian State

SECOND TEAM

Keith Nelson, Chattanooga
 Broderick Parker, Appalachian State
 Billy Ross, Appalachian State
 Ed Ward, Appalachian State
 Alvin West, East Tennessee State

1992
FIRST TEAM

Greg Dennis, East Tennessee State
 Rodney English, East Tennessee State
 Keith Nelson, Chattanooga
 Kelly Sutton, Chattanooga
 Calvin Talford, East Tennessee State

SECOND TEAM

Terry Boyd, Western Carolina
 Tyrone Phillips, Marshall
 Billy Ross, Appalachian State
 Steve Spurlock, Appalachian State
 LeVert Threats, Chattanooga

1993
FIRST TEAM

Tim Brooks, Chattanooga
 Jason Niblett, East Tennessee State
 Billy Ross, Appalachian State
 Daymond Woods, Chattanooga
 Charlton Young, Georgia Southern

SECOND TEAM

Tee Jay Jackson, Chattanooga
 Janko Narat, Davidson
 Eric Palmer, East Tennessee State
 Jerry Pelphrey, East Tennessee State
 Gary Robb, Chattanooga

1994
FIRST TEAM

Brandon Born, Chattanooga
 Chad Copeland, Chattanooga
 Frankie King, Western Carolina
 Janko Narat, Davidson
 Brandon Williams, Davidson

SECOND TEAM

Dante Gay, Georgia Southern
 Steve Harris, Furman
 Warren Johnson, Georgia Southern
 Anquell McCollum, Western Carolina
 Roger Smith, Chattanooga

1995
FIRST TEAM

Brandon Born, Chattanooga
 Lonnie Edwards, Georgia Southern
 Frankie King, Western Carolina
 Anquell McCollum, Western Carolina
 Chad McClendon, Appalachian State

SECOND TEAM

Emanuel Christophe, Georgia Southern
 Pat Henderson, Chattanooga
 Geoff Herman, East Tennessee State
 Kevin Kullum, Western Carolina
 Kareem Livingston, Appalachian State

1996
FIRST TEAM

Anquell McCollum, Western Carolina
 Brandon Williams, Davidson
 Junior Braswell, Appalachian State
 Jason Williams, Marshall
 Quinn Harwood, Davidson

SECOND TEAM

Chris Alpert, Davidson
 Joel Fleming, Western Carolina
 Brent Conley, VMI
 Kevin Kullum, Western Carolina
 Maurice Spencer, VMI

1997
FIRST TEAM

John Brannen, Marshall
 Johnny Taylor, Chattanooga
 Junior Braswell, Appalachian State
 Willie Young, Chattanooga
 Keith Veney, Marshall

SECOND TEAM

Chris Mims, Chattanooga
 Sidney Coles, Marshall
 Landry Kosmalski, Davidson
 Chuck Vincent, Furman
 Tige Darner, Appalachian State

1998
FIRST TEAM

Marshall Phillips, Appalachian State
 Ben Ebong, Davidson
 Stephen Marshall, Davidson
 Kareem Livingston, Appalachian State
 Mark Donnelly, Davidson

SECOND TEAM

David Phillips, Chattanooga
 Ali Ton, Davidson
 Tyson Patterson, Appalachian State
 Derrick Nix, UNC Greensboro
 Jamie Jenkins, The Citadel

1999
FIRST TEAM

Marshall Phillips, Appalachian State
 Sedric Webber, College of Charleston
 Matt McMahon, Appalachian State
 Danny Johnson, College of Charleston
 Jody Lumpkin, College of Charleston

SECOND TEAM

Tyson Patterson, Appalachian State
 Jermel Kresider, College of Charleston
 Casey Rogers, Western Carolina
 Cedrick Holmes, Appalachian State
 Rashun Coleman, Chattanooga

2000
FIRST TEAM

Leighton Bowie, College of Charleston
 Karim Souchu, Furman
 Ian Chadwick, Wofford
 Jody Lumpkin, College of Charleston
 Tyson Patterson, Appalachian State

SECOND TEAM

Starzee Walker, Wofford
 Stanislav Makshantsev, Furman
 Landry Kosmalski, Davidson
 Rufus Leach, Appalachian State
 Shawn Alexander, Appalachian State

2001
FIRST TEAM

Toot Young, Chattanooga
 Courtney Eldridge, UNC Greensboro
 Sean Peterson, Georgia Southern
 Dusty Pullian, Chattanooga
 David Schuck, UNC Greensboro

SECOND TEAM

Wayne Bernard, Davidson
 Kashien Latham, Georgia Southern
 Jody Lumpkin, College of Charleston
 Jay Joseph, UNC Greensboro
 Ian Chadwick, Wofford

2002
FIRST TEAM

Jeff Bolton, College of Charleston
 Chris Pearson, Davidson
 Peter Anderer, Davidson
 Leighton Bowie, College of Charleston
 Anthony Thomas, Furman

SECOND TEAM

Courtney Eldridge, UNC Greensboro
 Guilherme Da Luz, Furman
 James Maye, UNC Greensboro
 Emeka Erege, Davidson
 Kenny Zeigler, Furman

2003
FIRST TEAM

Tim Smith, East Tennessee State
 Radee Skipworth, VMI
 Ashley Champion, Chattanooga
 Jason Rogan, Chattanooga
 Zakee Wadood, East Tennessee State

SECOND TEAM

Mike Benton, College of Charleston
 Shawn Hall, Appalachian State
 Julius Jenkins, Georgia Southern
 Tim Parker, Chattanooga
 Jerald Fields, East Tennessee State

2004
FIRST TEAM

Tim Smith, East Tennessee State
 Ashley Champion, Chattanooga
 Alphonso Pugh, Chattanooga
 Jerald Fields, East Tennessee State
 Zakee Wadood, East Tennessee State

SECOND TEAM

Maleye Ndoeye, Furman
 Elton Nesbitt, Georgia Southern
 Travis Strong, East Tennessee State
 Chris Brown, Chattanooga
 Thomas Mobley, College of Charleston

2005
FIRST TEAM

Mindaugas Katelnyas, Chattanooga
 Tim Smith, East Tennessee State
 Kyle Hines, UNC Greensboro
 Josh Gross, UNC Greensboro
 Casey Long, Chattanooga

SECOND TEAM

Brendan Winters, Davidson
 Alphonso Pugh, Chattanooga
 Chris Brown, Chattanooga
 Ricky Hickman, UNC Greensboro
 D.J. Thompson, Appalachian State

All-Tournament Teams

2005-06 MEN'S BASKETBALL

CURRENT SCHOOLS - FIRST TEAM MEMBERS ONLY

APPALACHIAN STATE (16)

Junior Braswell, 1996-97
John Fitch, 1981
Rinaldo Lawrence, 1979
Kareem Livingston, 1998
Chad McClendon, 1995
Matt McMahon, 1999
Broderick Parker, 1990
Tyson Patterson, 2000
Charles Payton, 1981
Kemp Phillips, 1990
Marshall Phillips, 1998-99
Tim Powers, 1991
Darryl Robinson, 1979
Billy Ross, 1992-93
Steve Spurlock, 1992
Tony Searcy, 1977

COLLEGE OF CHARLESTON (5)

Jeff Bolton, 2002
Leighton Bowie, 2000, 2002
Danny Johnson, 1999
Jody Lumpkin, 1999-2000
Sedric Webber, 1999

THE CITADEL (4)

Gary Daniels, 1961
Art Musselman, 1959
Rick Swing, 1979
Regan Truesdale, 1985

DAVIDSON (23)

Peter Anderer, 2002
Gerry Born, 1986
Doug Cook, 1969-70

Mark Donnelly, 1998
Greg Dunn, 1973-74
Ben Ebong, 1998
Jamie Hall, 1982
Quinn Harwood, 1996
Fred Hetzel, 1963-64-65
Jeff Himes, 1987
Wayne Huckel, 1967
Bill Jarman, 1963
Rodney Knowles, 1966
Jerry Kroll, 1969-70
Mike Maloy, 1968-69-70
Stephen Marshall, 1998
Janko Narat, 1993-94
Chris Pearson, 2002
Tommy Peters, 1943
Derek Rucker, 1986-87
Dick Snyder, 1966
Anthony Tanner, 1986
Brandon Williams, 1994-96

FURMAN (21)

Rodney Arnold, 1978
Joe Brunson, 1970
John Castile, 1987
Al Daniel, 1979
Brian Edwards, 1994
Dick Esleeck, 1968
Darrell Floyd, 1956
Nield Gordon, 1953
Bruce Grimm, 1978
Michael Hunt, 1980
Russ Hunt, 1972
Don Jackson, 1971
Fessor Leonard, 1973

Craig Lynch, 1975
Jerry Martin, 1971
Clyde Mayes, 1973-74-75
Jonathan Moore, 1977-78-79-80
Frank Selvy, 1952-53-54
Roy Simpson, 1972-73
Karim Souchu, 2000
Jerry Smith, 1963
Anthony Thomas, 2002

GEORGIA SOUTHERN (5)

Lonnie Edwards, 1995
Dante Gay, 1994
Warren Johnson, 1994
Sean Peterson, 2001
Charlton Young, 1993

CHATTANOOGA (29)

Brandon Born, 1994-95
Tim Brooks, 1993
Ashley Champion, 2003-04
Skip Clark, 1983
Chad Copeland, 1994
Lance Fulse, 1988
Benny Green, 1988
Tee Jay Jackson, 1993
Carliss Jeter, 1986
Mindaugas Katelynas, 2005
Derrick Kirce, 1991
Casey Long, 2005
Nick Morken, 1981-82
Keith Nelson, 1992
Alphonso Pugh, 2004
Dusty Pullian, 2001
Gary Robb, 1993

Jason Rogan, 2003
Russ Schoene, 1982
Eric Smith, 1981
Roger Smith, 1994
Kelly Sutton, 1992
Johnny Taylor, 1997
LeVert Threats, 1992
Willie White, 1983-84
Gerald Wilkins, 1984-85
Daymond Woods, 1993
Toot Young, 2001
Willie Young, 1997

UNC GREENSBORO (4)

Courtney Eldridge, 2001
Josh Gross, 2005
Kyle Hines, 2005
David Schuck, 2001

WESTERN CAROLINA (5)

Terry Boyd, 1991-92
Ronnie Carr, 1981
Frankie King, 1994-95
Anquell McCollum, 1994-95-96
Kenny Trimier, 1983

WOFFORD (1)

Ian Chadwick, 2000-2001

FORMER SCHOOLS

ALABAMA (2)

Slim Carter, 1924
Lindy Hood, 1930

AUBURN (1)

T.W. Lumpkin, 1932

CLEMSON (2)

Ed Kitchens, 1938
Banks McFadden, 1938-39-40

DUKE (18)

Dan Buckley, 1945
Gordon Carver, 1944-45
Harry Councilor, 1930
Bob Gantt, 1943
Dick Groat, 1951-52
Chuck Holley, 1941
Ed Koffenberger, 1946
Cedric Loftis, 1943
Bill Mock, 1940
John Seward, 1943-46
Ray Spuhler, 1942
Ed Swindell, 1939
James Thompson, 1933
Cy Valasek, 1941
Bill Werber, 1930
Dick Whiting, 1946
Bill Wright, 1944
Corren Youmans, 1948-50-51

EAST CAROLINA (3)

Jim Fairley, 1972
Jim Modlin, 1969
Ernie Pope, 1972

EAST TENNESSEE STATE (15)

Greg Dennis, 1989-90-92
Rodney English, 1991-92
Jerald Fields, 2004
Keith Jennings, 1989-90-91
Winfred King, 1983
Troy Lee Mikell, 1980-83
Andre Motley, 1982
Jason Niblett, 1993
Eric Palmer, 1993
Jerry Pelphrey, 1993
Tim Smith, 2003-04-05
Wes Stallings, 1986
Calvin Talford, 1989-92
Zakee Wadood, 2003-04
Alvin West, 1989

GEORGE WASHINGTON (9)

Joe Adamitis, 1964
Mark Clark, 1964
Walter Devlin, 1954-55
Jon Feldman, 1961
Joe Holup, 1954-55
John Konizewski, 1943
Dick Markowitz, 1961

Harold Rhyne, 1969
Bill Telasky, 1958

GEORGIA (6)

Walter Forbes, 1927
Eddie Gurr, 1924
George Keen, 1927
Bill Strickland, 1932
Charles Wiehrs, 1925
Leroy Young, 1932

GEORGIA TECH (1)

Baby Roane, 1923

KENTUCKY (4)

Paul McBrayer, 1930
Louis McGinnis, 1931
Carey Spicer, 1931
George Yates, 1931

MARSHALL (13)

Jeff Battle, 1984
John Brannen, 1997
Sam Ervin, 1984
Jeff Guthrie, 1985
Skip Henderson, 1985-87-88
Rodney Holden, 1987
Ken Labanowski, 1980
Harley Major, 1978
Tyrone Phillips, 1992
John Taft, 1989

Keith Veney, 1997
Greg White, 1980
Jason Williams, 1996

MARYLAND (7)

Louis Berger, 1931
Bernie Buscher, 1936
George DeWitt, 1939-40
Eddie Johnson, 1939
George Knepley, 1938-39
Edward Ronkin, 1931
Gene Shue, 1953

MISSISSIPPI (2)

Billie Izard, 1925
Earl Johnson, 1926

MISSISSIPPI STATE (3)

K.P. Gatchell, 1923-24
H.G. Perkins, 1923
H.L. Stone, 1926

NORTH CAROLINA (19)

Stewart Aitken, 1935
Tom Alexander, 1932
Manny Alvarez, 1945
Boyce Box, 1944
Cartwright Carmichael, 1924
Jack Cobb, 1925-26
Ivan Glace, 1935
George Glamack, 1940
Bunn Hackney, 1926

Jim Jordan, 1945
Jim McCachren, 1935-36
Monk McDonald, 1924
Bernie Mock, 1944
Artie Newcombe, 1926
Bob Paxton, 1947-48
Bob Rose, 1941
Earl Ruth, 1937
Virgil Weathers, 1932
Jim White, 1947

N. C. STATE (9)

Ed Bartels, 1948
Gilbert Clark, 1933
Dick Dickey, 1947-50-51
Leo Katkavek, 1948
Bones McKinney, 1942
Pete Negley, 1947
Sam Ranzino, 1950
Bobby Speight, 1952
Mel Thompson, 1953

RICHMOND (11)

Jeff Butler, 1976
Kenny Foster, 1968
Picot Frazier, 1970
Ed Harrison, 1956
Jim Hewitt, 1971
Walt Lysaght, 1955-56
Bob McCurdy, 1974
Warren Mills, 1954-55
Warren Mitchell, 1957

FORMER SCHOOLS

Johnny Moates, 1967
Aron Stewart, 1974

SOUTH CAROLINA (4)

Al Adams, 1947
Charles Sokol, 1945
Bennie Tompkins, 1933
Freddie Tompkins, 1933

TENNESSEE (1)

Maurice Corbitt, 1930

TULANE (3)

Ellis Henican, 1925
Henry Lind, 1925
Edward Morgan, 1925

VANDERBILT (2)

John McCall, 1927
James Stuart, 1927

VIRGINIA (1)

Howard Holland, 1925

VMI (11)

Bill Blair, 1964
Will Bynum, 1975-76
Ron Carter, 1976-77-78
Gay Elmore, 1985
Norm Halberstadt, 1962
John Krovic, 1976-77
Dave Montgomery, 1977
Charlie Schmaus, 1964-66
Emil Sotnyk, 1941
Radee Skipworth, 2003
Damon Williams, 1988-90
Ramon Williams, 1988

VIRGINIA TECH (8)

Harry Bushkar, 1946
Paul Dear, 1927
Earl Hall, 1933
Danny Frederick, 1944
Bucky Keller, 1962
Lewis Mills, 1960
Howard Pardue, 1962-63
Chris Smith, 1960

WAKE FOREST (6)

Herb Cline, 1942
Dickie Hemric, 1953
Stan Najeway, 1950-51
Bill Sweel, 1940
Jim Waller, 1937
Abner Williams, 1946

WASHINGTON & LEE (6)

Earl Carson, 1937-38
Dom Flora, 1956-57
Norman Iler, 1935-36-37
Lee Marshall, 1957
Joe Pette, 1935-36
Bob Spessard, 1936-37-38

WEST VIRGINIA (16)

Eddie Becker, 1952
Carey Bailey, 1968
Bob Benfield, 1967
Bob Camp, 1965
Carl Head, 1966-67
Ralph Holmes, 1954
Rod Hundley, 1955-56-57
John Leshner, 1965
Lee Patrone, 1959-60-61

Lloyd Sharrar, 1957
Bob Smith, 1958
Rod Thorn, 1962-63
Kenny Ward, 1962
Jerry West, 1958-59-60
Ron Williams, 1966-67-68
Mark Workman, 1952

WILLIAM & MARY (13)

Mike Arizin, 1974
Jake Bunting, 1948
Jeff Cohen, 1958-59-60-61
Tom Jasper, 1971
Glenn Knox, 1942
Roy Lange, 1958-59
John Lowenhaupt, 1975
Ed McMillan, 1950-51
Tom Pfingst, 1973
Ron Satterthwaite, 1975-76
Jeff Trammell, 1972
Al Vandeweghe, 1942
Walter Wenk, 1965

REPEAT SELECTIONS - FIRST TEAM MEMBERS ONLY

FOUR TIMES (2)

Jeff Cohen, William & Mary (1958-59-60-61)
Jonathan Moore, Furman (1977-78-79-80)

THREE TIMES (19)

Ron Carter, VMI (1976-77-78)
Dick Dickey, North Carolina State (1947-50-51)
Greg Dennis, E. Tennessee St. (1989-90-92)
Skip Henderson, Marshall (1985-87-88)
Fred Hetzel, Davidson (1963-64-65)
Rod Hundley, West Virginia (1955-56-57)
Norman Iler, Washington & Lee (1935-36-37)
Keith Jennings, E. Tennessee St. (1989-90-91)
Anquell McCollum, Western Carolina (1994-95-96)
Banks McFadden, Clemson (1938-39-40)
Mike Maloy, Davidson (1968-69-70)
Clyde Mayes, Furman (1973-74-75)
Lee Patrone, West Virginia (1959-60-61)
Frank Selvy, Furman (1952-53-54)
Tim Smith, East Tennessee State (2003-04-05)
Bob Spessard, Washington & Lee (1936-37-38)
Jerry West, West Virginia (1958-59-60)
Ron Williams, West Virginia (1966-67-68)
Corren Youmans, Duke (1948-50-51)

TWO TIMES (50)

Leighton Bowie (2000, 2002)
Junior Braswell, Appalachian St. (1996-97)
Brandon Born, Chattanooga (1994-95)
Terry Boyd, Western Carolina (1991-92)

Will Bynum, VMI (1975-76)
Earl Carson, Washington & Lee (1937-38)
Gordon Carver, Duke (1944-45)
Ian Chadwick, Wofford (2000-01)
Ashley Champion, Chattanooga (2003-04)
Jack Cobb, North Carolina (1925-26)
Doug Cook, Davidson (1969-70)
Walter Devlin, George Washington (1954-55)
George DeWitt, Maryland (1939-40)
Greg Dunn, Davidson (1973-74)
Rodney English, E. Tennessee St. (1991-92)
Dom Flora, Washington & Lee (1956-57)
K.P. Gatchell, Mississippi State (1923-24)
Carl Head, West Virginia (1966-67)
Joe Holup, George Washington (1954-55)
Frankie King, Western Carolina (1994-95)
George Knepley, Maryland (1938-39)
Jerry Kroll, Davidson (1969-70)
John Krovic, VMI (1976-77)
Roy Lange, William & Mary (1958-59)
Jody Lumpkin, College of Charleston (1999-2000)
Walt Lysaght, Richmond (1955-56)
Jim McCachren, North Carolina (1935-36)
Ed McMillan, William & Mary (1950-51)
Troy Lee Mikell, E. Tennessee St. (1980-83)
Warren Mills, Richmond (1954-55)
Nick Morken, Chattanooga (1981-82)
Stan Najeway, Wake Forest (1950-51)
Janko Narat, Davidson (1993-94)
Howard Pardue, Virginia Tech (1962-63)

Bob Paxton, North Carolina (1947-48)
Joe Pette, Washington & Lee (1935-36)
Marshall Phillips, Appalachian State (1998-99)
Billy Ross, Appalachian State (1992-93)
Derek Rucker, Davidson (1986-87)
Ron Satterthwaite, William & Mary (1975-76)
Charlie Schmaus, VMI (1964-66)
John Seward, Duke (1943-46)
Roy Simpson, Furman (1972-73)
Calvin Talford, East Tennessee St. (1989-92)
Rod Thorn, West Virginia (1962-63)
Zakee Wadood, East Tennessee State (2003-04-05)
Willie White, Chattanooga (1983-84)
Gerald Wilkins, Chattanooga (1984-85)
Brandon Williams, Davidson (1994-96)



All-Freshman Teams

2005-06 MEN'S BASKETBALL

1977-78

Rodney Arnold, Furman
Rich DiBenedetto, Davidson
Chris Dodds, Davidson
Ken Labanowski, Marshall
Keith Parker, Chattanooga
Greg White, Marshall

1978-79

Greg Dennis, Western Carolina
Jamie Hall, Davidson
Charles Payton, Appalachian State
Robert Price, Marshall
George Washington, Marshall

1979-80

Ronnie Carr, Western Carolina
Randy Harris, Chattanooga
Troy Lee Mikell, E. Tennessee St.
Michael Hunt, Furman
Kenny Trimier, Western Carolina

1980-81

Wade Capehart, Appalachian St.
John Gullickson, Davidson
George Singleton, Furman
David Wade, Marshall
Willie White, Chattanooga

1981-82

Cedric Cokely, Western Carolina
Tim Criswell, Furman
Noel Gilliard, Furman
Mark Vest, VMI
Cedric Wins, VMI

1982-83

Dave Conrady, Furman
Rod Davis, Appalachian State
Mike Huffman, VMI
Jim McConkey, Davidson
Clifford Waddy, Western Carolina

1983-84

Gay Elmore, VMI
Chris Heineman, Davidson
Shawn Reid, Furman
Richard Rogers, Western Carolina
David Vaught, E. Tennessee St.

1984-85

John Castile, Furman
Andre Gault, Western Carolina
Skip Henderson, Marshall
Jeff Himes, Davidson
Derek Rucker, Davidson

1985-86

Willie Allen, Appalachian State
Joey Brooks, Furman
Leon Bryant, The Citadel
Darren McDonald, VMI
Floyd Showers, Western Carolina

1986-87

Renard Johnson, VMI
Kemp Phillips, Appalachian State
Jay Schmitt, Davidson
Jimmy Stewart, Appalachian State
Ramon Williams, VMI

1987-88

Greg Dennis, East Tennessee State
Keith Jennings, E. Tennessee State
Rodney Peel, Appalachian State
John Taft, Marshall
Andy Paul Williamson, Marshall

1988-89

Percy Covington, VMI
David Donerlson, Western Carolina
Bruce Evans, Furman
Hal Henderson, Furman
Donald Jenkins, Chattanooga
Calvin Talford, E. Tennessee State

1989-90

Eric Dailey, Western Carolina
Aaron Nichols, The Citadel
Billy Ross, Appalachian State
Harold Simmons, Marshall
Derek Waugh, Furman
Maceo Williams, Chattanooga

1990-91

Brian Edwards, Furman
Ricky Nedd, Appalachian State
Carey Rich, Western Carolina
Trazel Silvers, E. Tennessee State
Lamar Wright, The Citadel

1991-92

Reese Dudley, E. Tennessee State
Tim Ford, Western Carolina
Malik Hightower, Marshall
Bobby Jones, VMI
Chad McClendon, Appalachian St.

1992-93

Chris Alpert, Davidson
Lawrence Gullette, VMI
Bill Harder, Furman
Brian Hege, Appalachian State
Anquell McCollum, W. Carolina

1993-94

Lonnie Edwards, Georgia Southern
Darryl Faulkner, VMI

Corrie Johnson, E. Tennessee State
Warren Johnson, VMI
Moncrief Michael, The Citadel

1994-95

Ray Minlend, Davidson
Matt Newman, The Citadel
Brian Taueg, VMI
Chuck Vincent, Furman
Kareem Livingston, Appalachian St.

1995-96

Brent Conley, VMI
Jason Williams, Marshall
Andre Kerr, Furman
Virgil Stevens, The Citadel
Jason Stewart, Furman

1996-97

Landry Kosmalski, Davidson
Derrick Wright, Marshall
Ryan Wilson, East Tennessee State
David Phillips, Chattanooga
Hamp Jones, Georgia Southern

1997-98

Otis Donald, Chattanooga
Adrian Meeks, E. Tennessee State
Marcus Dilligard, Furman
Ian Chadwick, Wofford
Stacy Ervin, Western Carolina
Nathan Jameson, UNC Greensboro

1998-99

Rod Shiver, The Citadel
Alan Puckett, The Citadel
Kyle Julius, Furman
James Maye, UNC Greensboro
Casey Rogers, Western Carolina

1999-2000

Leighton Bowie, Coll. of Charleston
Wayne Bernard, Davidson
Karim Souchu, Furman
Julius Jenkins, Georgia Southern
Jarvis Hayes, Western Carolina

2000-2001

Jay Joseph, UNC Greensboro
Radee Skipworth, VMI
Rans Brempong, Western Carolina
Frank Bennett, Georgia Southern
Noah Brown, Appalachian State

2001-2002

Tony Mitchell, Coll of Charleston
Tiras Wade, East Tennessee State
Terry Williams, Georgia Southern
Jason Conley, VMI
Kevin Martin, Western Carolina
Justin Stephens, Wofford

2002-2003

Alphonso Pugh, Chattanooga
Brendan Winter, Davidson
Ian Johnson, Davidson
Tim Smith, East Tennessee State
Tyler Berg, Wofford

2003-04

Quan Prowell, Furman
Matt Nowlin, Elon
Robby Bostain, Furman
Moussa Diagne, Furman
J'mel Everhart, The Citadel

2004-2005

Kyle Hines, UNC Greensboro
Warren McLendon, The Citadel
Louis Graham, Georgia Southern
Brian Waters, Elon
Trey Hopkins, Western Carolina

BREAKDOWN BY SCHOOL

APPALACHIAN STATE (13)

Willie Allen, 1986
Noah Brown, 2001
Wade Capehart, 1981
Rod Davis, 1983
Brian Hege, 1993
Kareem Livingston, 1995
Chad McClendon, 1992
Ricky Nedd, 1991
Charles Payton, 1979
Rodney Peel, 1988
Kemp Phillips, 1987
Billy Ross, 1990
Jimmy Stewart, 1987

THE CITADEL (10)

Leon Bryant, 1986
J'mel Everhart, 2004
Warren McLendon, 2005
Moncrief Michael, 1994
Matt Newman, 1995
Aaron Nichols, 1990
Alan Puckett, 1999
Rod Shiver, 1999
Virgil Stevens, 1996
Lamar Wright, 1991

COLL OF CHARLESTON (2)

Leighton Bowie, 2000
Tony Mitchell, 2002

DAVIDSON (15)

Chris Alpert, 1993
Wayne Bernard, 2000
Rich DiBenedetto, 1978
Chris Dodds, 1978
John Gullickson, 1981
Ian Johnson, 2003
Jamie Hall, 1979
Chris Heineman, 1984
Jeff Himes, 1985
Landry Kosmalski, 1997
Jim McConkey, 1983
Ray Minlend, 1995
Derek Rucker, 1985
Jay Schmitt, 1987
Brendan Winter, 2003

EAST TENNESSEE STATE (12)

Greg Dennis, 1988
Reese Dudley, 1992
Keith Jennings, 1988
Corrie Johnson, 1994
Adrian Meeks, 1998
Troy Lee Mikell, 1980
Trazel Silvers, 1991
Tim Smith, 2003
Calvin Talford, 1989
David Vaught, 1984
Tiras Wade, 2002
Ryan Wilson, 1997

ELON (2)

Matt Nowlin, 2004
Brian Waters, 2005

FURMAN (23)

Rodney Arnold, 1978
Robby Bostain, 2004
Joey Brooks, 1986
John Castile, 1985
Dave Conrady, 1983
Tim Criswell, 1982
Moussa Diagne, 2004
Marcus Dilligard, 1998
Brian Edwards, 1991
Bruce Evans, 1989
Noel Gilliard, 1982
Bill Harder, 1993
Hal Henderson, 1989
Michael Hunt, 1980
Kyle Julius, 1999
Andre Kerr, 1996
Quan Prowell, 2004
Shawn Reid, 1984
George Singleton, 1981
Karim Souchu, 2000
Jason Stewart, 1996
Chuck Vincent, 1995
Derek Waugh, 1990

GEORGIA SOUTHERN (6)

Frank Bennett, 2001
Lonnie Edwards, 1994
Louis Graham, 2005
Julius Jenkins, 2000
Hamp Jones, 1997
Terry Williams, 2002

MARSHALL (11)

Skip Henderson, 1985
Malik Hightower, 1992
Ken Labanowski, 1978
Robert Price, 1979
Harold Simmons, 1990
John Taft, 1988
David Wade, 1981
George Washington, 1979
Jason Williams, 1996
Andy Paul Williamson, 1988
Derrick Wright, 1997

UNC GREENSBORO (4)

Kyle Hines, 2005
Nathan Jameson, 1998
Jay Joseph, 2001
James Maye, 1999

CHATTANOOGA (8)

Otis Donald, 1998
Randy Harris, 1980
Donald Jenkins, 1989
Keith Parker, 1978
Alphonso Pugh, 2003
David Phillips, 1997
Willie White, 1981
Maceo Williams, 1990

VMI (16)

Brent Conley, 1996
Jason Conley, 2002
Percy Covington, 1989
Gay Elmore, 1984
Darryl Faulkner, 1994
Lawrence Gullette, 1993
Mike Huffman, 1983

Renard Johnson, 1987
Warren Johnson, 1994
Bobby Jones, 1992
Darren McDonald, 1986
Radee Skipworth, 2001
Julius Jenkins, 1995
Mark Vest, 1982
Ramon Williams, 1987
Cedric Wins, 1982

WESTERN

CAROLINA (19)

Rans Brempong, 2001
Ronnie Carr, 1980
Cedric Cokely, 1982
Eric Dailey, 1990
Greg Dennis, 1979
David Donerlson, 1989
Stacy Ervin, 1998
Tim Ford, 1992
Andre Gault, 1985
Jarvin Hayes, 2000
Trey Hopkins, 2005
Kevin Martin, 2002
Anquell McCollum, 1993
Carey Rich, 1991
Casey Rogers, 1999
Richard Rogers, 1984
Floyd Showers, 1986
Kenny Trimier, 1980
Clifford Waddy, 1983

WOFFORD (3)

Tyler Berg, 2003
Ian Chadwick, 1998
Justin Stephens, 2002



SoCon NBA Draft Picks

2005-06 MEN'S BASKETBALL

| Year | Rd | Player | School | Team |
|------|----|------------------|-------------------|--------------------|
| 1977 | 8 | Tony Searcy | Appalachian State | Golden State |
| 1979 | 4 | Darryl Robinson | Appalachian State | Portland |
| 1979 | 8 | Renaldo Lawrence | Appalachian State | San Diego |
| 1984 | 8 | Dale Roberts | Appalachian State | Detroit |
| 1977 | 6 | Wayne Golden | Chattanooga | New Orleans |
| 1982 | 2 | Russ Schoene | Chattanooga | Philadelphia |
| 1984 | 2 | Willie White | Chattanooga | Denver |
| 1985 | 2 | Gerald Wilkins | Chattanooga | New York Knicks |
| 1997 | 1 | Johnny Taylor | Chattanooga | Orlando |
| 1952 | | John Snee | Clemson | Milwaukee |
| 1965 | 1 | Fred Hetzel | Davidson | San Francisco |
| 1965 | 5 | Don Davidson | Davidson | Boston |
| 1966 | 2 | Dick Snyder | Davidson | St. Louis |
| 1968 | 6 | Rodney Knowles | Davidson | Phoenix |
| 1968 | 14 | Tom Youngdale | Davidson | Phoenix |
| 1968 | 16 | Wayne Huckel | Davidson | Phoenix |
| 1970 | 2 | Doug Cook | Davidson | Cincinnati |
| 1970 | 6 | Jerry Kroll | Davidson | Los Angeles Lakers |
| 1970 | 10 | Mike Maloy | Davidson | Boston |
| 1972 | 5 | Bryan Adrian | Davidson | Boston |
| 1979 | 3 | John Gerdy | Davidson | New Jersey |
| 1981 | 8 | Todd Haynes | Davidson | San Diego |
| 1983 | 8 | Cliff Tribus | Davidson | Denver |
| 1947 | | Ed Koffenberger | Duke | Philadelphia |
| 1952 | 1 | Dick Groat | Duke | Fort Wayne |
| 1954 | 3 | Rudy D'Emilio | Duke | Philadelphia |
| 1954 | 7 | Bernie Janicki | Duke | Fort Wayne |
| 1968 | 10 | Charles Alford | East Carolina | Los Angeles Lakers |
| 1979 | 8 | Delbert Watson | East Tennessee St | Houston |
| 1983 | 3 | Winfred King | East Tennessee St | Boston |
| 1983 | 5 | Troy Lee Mikel | East Tennessee St | New York Knicks |
| 1986 | 4 | Wes Stallings | East Tennessee St | Philadelphia |
| 1953 | 3 | Neil Gordon | Furman | New York |
| 1954 | 1 | Frank Selvy | Furman | Baltimore |
| 1956 | | Darrell Floyd | Furman | St. Louis |
| 1963 | 2 | Jerry Smith | Furman | Detroit |
| 1963 | 10 | Gerald Glur | Furman | New York Knicks |
| 1970 | 12 | John Brunson | Furman | Seattle |
| 1970 | 15 | Liscio Thomas | Furman | Chicago |
| 1973 | 5 | Ray Simpson | Furman | Chicago |
| 1973 | 10 | Russ Hunt | Furman | Chicago |
| 1975 | 2 | Clyde Mayes | Furman | Milwaukee |
| 1975 | 4 | Fessor Leonard | Furman | Washington |
| 1979 | 4 | Al Daniel | Furman | San Antonio |
| 1980 | 3 | Jonathan Moore | Furman | Detroit |
| 1982 | 6 | Mel Daniel | Furman | New Jersey |
| 1984 | 3 | George Singleton | Furman | Los Angeles Lakers |
| 1947 | | Mat Zunic | Geo. Washington | Washington |
| 1949 | 4 | Maynard Haitcock | Geo. Washington | Washington |
| 1953 | 5 | Joe Holup | Geo. Washington | Boston |
| 1954 | 11 | Elliott Karver | Geo. Washington | Baltimore |
| 1954 | 13 | John Holup | Geo. Washington | Philadelphia |
| 1955 | 2 | Corky Devlin | Geo. Washington | Philadelphia |
| 1956 | 1 | Joe Holup | Geo. Washington | Syracuse |
| 1959 | 2 | Gene Gaurilia | Geo. Washington | Boston |

| Year | Rd | Player | School | Team |
|------|----|-----------------|-------------------|--------------------|
| 1959 | 5 | Bill Telasky | Geo. Washington | Philadelphia |
| 1959 | 6 | Bucky McDonald | Geo. Washington | New York Knicks |
| 1984 | 6 | LaVerne Evans | Marshall | Dallas |
| 1948 | | William Brown | Maryland | Philadelphia |
| 1954 | 1 | Gene Shue | Maryland | Philadelphia |
| 1948 | | Norm Kohler | North Carolina | Indianapolis |
| 1948 | | John Dillon | North Carolina | Chicago |
| 1948 | | Bob Paxton | North Carolina | Indianapolis |
| 1948 | | Leo Katkaveck | North Carolina St | Washington |
| 1950 | 3 | Dick Dickey | North Carolina St | Baltimore |
| 1950 | 6 | Warren Cartier | North Carolina St | Washington |
| 1951 | 4 | Paul Horvath | North Carolina St | Syracuse |
| 1951 | 8 | Hugo Kappler | North Carolina St | Boston |
| 1952 | | Lee Terrill | North Carolina St | Fort Wayne |
| 1953 | | Bob Speight | North Carolina St | Baltimore |
| 1953 | | Bob Goss | North Carolina St | Rochester |
| 1954 | 4 | Mel Thompson | North Carolina St | Fort Wayne |
| 1967 | 13 | John Moates | Richmond | Cincinnati |
| 1974 | 6 | Aron Stewart | Richmond | Cleveland |
| 1975 | 8 | Bob McCurdy | Richmond | Milwaukee |
| 1962 | 5 | Gary Daniels | The Citadel | Boston |
| 1979 | 4 | Rick Swing | The Citadel | Cleveland |
| 1961 | 2 | Chris Smith | Virginia Tech | Syracuse |
| 1966 | 4 | Charles Schmaus | VMI | St. Louis |
| 1977 | 2 | Ron Carter | VMI | Los Angeles Lakers |
| 1987 | 6 | Gay Elmore | VMI | Milwaukee |
| 1955 | 2 | Dick Hemric | Wake Forest | Boston |
| 1952 | | Jay Handlan | Washington & Lee | Indianapolis |
| 1957 | 5 | Lee Marshall | Washington & Lee | New York Knicks |
| 1958 | 4 | Don Flora | Washington & Lee | Boston |
| 1952 | 1 | Mark Workman | West Virginia | Milwaukee |
| 1953 | | Jim Scottie | West Virginia | Rochester |
| 1957 | 1 | Rod Hundley | West Virginia | Cincinnati |
| 1959 | 3 | Bob Smith | West Virginia | Minneapolis |
| 1960 | 1 | Jerry West | West Virginia | Minneapolis |
| 1961 | 6 | Lee Patrone | West Virginia | Detroit |
| 1963 | 1 | Rod Thorn | West Virginia | Baltimore |
| 1963 | 6 | Jim McCormack | West Virginia | Cincinnati |
| 1967 | 6 | Bob Benfield | West Virginia | New York Knicks |
| 1968 | 7 | Dave Reasor | West Virginia | San Francisco |
| 1977 | 5 | Bubba Wilson | Western Carolina | Golden State |
| 1983 | 10 | Ronnie Carr | Western Carolina | Atlanta |
| 1995 | 2 | Frankie King | Western Carolina | Los Angeles Lakers |
| 1947 | | Andy Duncan | William & Mary | New York |
| 1950 | 4 | Chet Giermak | William & Mary | Rochester |
| 1953 | | Bill Chambers | William & Mary | Minneapolis |
| 1955 | 6 | John Mahoney | William & Mary | Boston |
| 1959 | 5 | Don Lange | William & Mary | Boston |
| 1961 | 2 | Jeff Cohen | William & Mary | Chicago |

SoCon Players In The NBA



2005-06 MEN'S BASKETBALL

DAVIDSON (4)

Fred Hetzel, San Francisco (1966-68), Milwaukee (1969), Chicago (1969), Philadelphia (1970), Los Angeles (1971)

Rodney Knowles, Phoenix (1969)

Dick Snyder, St. Louis (1967-68), Phoenix (1969-70), Seattle (1970-74, '79), Cleveland (1975-78)

Brandon Williams, Golden State (1998), San Antonio (1999), Atlanta (2003)

DUKE (2)

Robert Gantt, Washington (1947)

Dick Groat, Duke (Fort Wayne 1953)

EAST TENNESSEE STATE (1)

Keith Jennings, Golden State (1992-95), Denver (1996-97)

FURMAN (2)

Clyde Mayes, Milwaukee (1976), Indiana (1977), Buffalo (1977)

Frank Selvy, Baltimore (1955), Milwaukee (1955), St. Louis (1956, '58), Minneapolis (1958, '60), New York (1959), Syracuse (1960), Los Angeles (1961-64)


GEORGE WASHINGTON (4)

Walter Devlin, Fort Wayne (1956-57), Minneapolis (1958)

Gene Guarilia, Boston (1960-63)

Joe Holup, Syracuse (1957-58), Detroit (1958-59)

Matthew Zunic, Washington (1949)



Gerald Wilkins, Chattanooga

MARYLAND (1)

Gene Shue, Philadelphia (1955), New York (1955-56, '63), Fort Wayne (1957), Detroit (1958-62), Baltimore (1964)

NORTH CAROLINA (6)

Hooks Dillon, Washington (1950)

George Glamack, Indianapolis (1950)

Harry Miller, Toronto (1947)

William Miller, Chicago (1949), St. Louis (1949)

*Bones McKinney, Washington (1947-51), Boston (1951-52)*also played at N.C. State

Fred Nagy, Indianapolis (1949)

N.C. STATE (6)

Eddie Bartels, Denver (1950), New York (1950), Washington (1951)

Dick Dickey, Boston (1952)

Bob Hahn, Chicago (1950)

Leo Katkavek, Washington (1949-50), Baltimore (1950)

Sam Ranzino, Rochester (1952)

SOUTH CAROLINA (1)

Jim Slaughter, Baltimore (1952)

CHATTANOOGA (4)

Johnny Taylor, Orlando (1998), Denver (1999)

Russ Schoene, Philadelphia (1983), Indiana (1983), Seattle (1987-89)

Willie White, Denver (1985-86)

Gerald Wilkins, New York (1986-92), Cleveland (1993-94); Vancouver (1996); Orlando (1997-98)

VIRGINIA TECH (1)

John Wetzel, Los Angeles (1968), Phoenix (1971-72, '76), Atlanta (1973-75)

VMI (1)

Ron Carter, Los Angeles (1979), Indiana (1980)

WAKE FOREST (1)


Dickie Hemric, Boston (1956-57)

WESTERN CAROLINA (3)

Bubba Wilson, Golden State (1980)

Frankie King, Los Angeles Lakers (1995-96), Philadelphia (1996-97)

Kevin Martin, Sacramento (2004)



Jerry West, West Virginia



SoCon Conference Player of the Year Jerry West was the model for the universally recognized NBA logo

WEST VIRGINIA (5)

Rod Hundley, Minneapolis (1958-60), Los Angeles (1961-63)

Robert Smith, Minneapolis (1960), Los Angeles (1962)

Rod Thorn, Baltimore (1964), Detroit (1965-66), St. Louis (1966-67), Seattle (1968-71)

Jerry West, Los Angeles (1961-74)

Ron Williams, San Francisco (1969-71), Golden State (1972-73), Milwaukee (1974-75), Los Angeles (1976)

WILLIAM & MARY (2)

Andrew Duncan, Rochester (1949-50), Boston (1951)

Ben Goldfaden, Washington (1947)



Conference Standings

2005-06 MEN'S BASKETBALL

| 1921-22 | CONF | | ALL | | Pts | Opp |
|----------------------|------|---|-----|----|-----|-----|
| | W | L | W | L | | |
| Virginia | 5 | 0 | 17 | 1 | 607 | 406 |
| Alabama | 6 | 1 | 15 | 4 | 584 | 373 |
| Georgia | 4 | 1 | 10 | 5 | 443 | 365 |
| Washington & Lee | 6 | 2 | 11 | 3 | 533 | 322 |
| Kentucky | 3 | 1 | 10 | 6 | 459 | 361 |
| Auburn | 2 | 1 | 5 | 6 | 262 | 304 |
| North Carolina | 3 | 3 | 14 | 6 | 710 | 562 |
| Virginia Tech | 2 | 2 | 14 | 6 | 591 | 473 |
| Georgia Tech | 2 | 3 | 11 | 6 | 474 | 433 |
| *Tennessee | 1 | 3 | 12 | 7 | 466 | 402 |
| North Carolina State | 1 | 5 | 6 | 13 | 425 | 518 |
| Clemson | 0 | 3 | 8 | 13 | 453 | 574 |
| Mississippi State | 0 | 4 | 12 | 10 | 618 | 521 |

*overall record includes one tie

| 1922-23 | CONF | | ALL | | Pts | Opp |
|----------------------|------|---|-----|----|-----|-----|
| | W | L | W | L | | |
| North Carolina | 5 | 0 | 15 | 1 | 575 | 363 |
| Vanderbilt | 2 | 0 | 16 | 6 | 659 | 545 |
| Tulane | 5 | 1 | N/A | | | |
| Tennessee | 3 | 1 | 15 | 2 | 442 | 321 |
| Mississippi State | 8 | 3 | 15 | 4 | 613 | 470 |
| Washington & Lee | 4 | 2 | 7 | 8 | 420 | 391 |
| Georgia Tech | 5 | 3 | 9 | 9 | 544 | 515 |
| Alabama | 3 | 3 | 20 | 5 | 928 | 612 |
| Clemson | 3 | 3 | 11 | 6 | 425 | 305 |
| Georgia | 3 | 3 | 11 | 8 | 503 | 516 |
| Auburn | 2 | 3 | 7 | 7 | 382 | 379 |
| Virginia Tech | 1 | 2 | 13 | 6 | 531 | 414 |
| North Carolina State | 1 | 2 | 5 | 8 | 292 | 348 |
| Mississippi | 2 | 4 | 8 | 7 | 367 | 340 |
| Virginia | 1 | 3 | 12 | 5 | 481 | 366 |
| Florida | 0 | 3 | 2 | 5 | 157 | 238 |
| South Carolina | 0 | 3 | 4 | 13 | 352 | 481 |
| Kentucky | 0 | 5 | 3 | 10 | 289 | 348 |
| Louisiana State | 0 | 6 | 10 | 10 | 488 | 514 |

| 1923-24 | CONF | | ALL | | Pts | Opp |
|----------------------|------|---|-----|----|-----|-----|
| | W | L | W | L | | |
| Tulane | 10 | 0 | 22 | 1 | N/A | N/A |
| North Carolina | 7 | 0 | 26 | 0 | 959 | 500 |
| Georgia | 7 | 0 | 16 | 5 | 691 | 498 |
| Alabama | 5 | 1 | 12 | 4 | 546 | 405 |
| Kentucky | 6 | 2 | 13 | 3 | 477 | 335 |
| Mississippi State | 8 | 4 | 13 | 8 | 697 | 588 |
| Virginia | 3 | 2 | 12 | 3 | 458 | 348 |
| Tennessee | 5 | 5 | 10 | 8 | 445 | 457 |
| South Carolina | 2 | 2 | 11 | 9 | 555 | 598 |
| Georgia Tech | 4 | 5 | 9 | 13 | 675 | 698 |
| Maryland | 1 | 2 | 5 | 7 | 279 | 284 |
| Mississippi | 2 | 4 | 16 | 6 | 687 | 514 |
| Washington & Lee | 2 | 4 | 9 | 5 | 408 | 287 |
| North Carolina State | 2 | 4 | 7 | 16 | 558 | 687 |
| Vanderbilt | 1 | 3 | 7 | 15 | 500 | 598 |
| Florida | 0 | 2 | 5 | 10 | 324 | 442 |
| University of South | 0 | 2 | 2 | 7 | 81 | 47 |
| Virginia Tech | 0 | 4 | 5 | 13 | 374 | 521 |
| Auburn | 0 | 6 | 4 | 9 | 348 | 392 |
| Clemson | 0 | 6 | 2 | 14 | 230 | 427 |
| Louisiana State | 0 | 7 | 8 | 12 | 483 | 552 |

| 1924-25 | CONF | | ALL | | Pts | Opp |
|----------------------|------|---|-----|----|-----|-----|
| | W | L | W | L | | |
| North Carolina | 8 | 0 | 18 | 5 | 697 | 466 |
| Tulane | 12 | 3 | N/A | | | |
| Kentucky | 6 | 2 | 13 | 8 | 538 | 510 |
| Maryland | 3 | 1 | 12 | 5 | 401 | 358 |
| Alabama | 5 | 2 | 15 | 4 | 554 | 420 |
| South Carolina | 4 | 2 | 10 | 7 | 487 | 473 |
| Virginia | 4 | 2 | 14 | 3 | 560 | 412 |
| Washington & Lee | 3 | 2 | 7 | 4 | 314 | 262 |
| Clemson | 3 | 2 | 4 | 14 | 390 | 533 |
| Vanderbilt | 4 | 3 | 12 | 13 | 646 | 701 |
| Mississippi State | 4 | 4 | 14 | 9 | 687 | 628 |
| Georgia | 4 | 4 | 9 | 11 | 614 | 607 |
| Georgia Tech | 2 | 7 | 4 | 12 | 373 | 421 |
| North Carolina State | 1 | 4 | 11 | 7 | 475 | 388 |
| Louisiana State | 1 | 4 | 10 | 7 | 436 | 444 |
| Virginia Tech | 1 | 4 | 6 | 9 | 453 | 460 |
| Tennessee | 1 | 5 | 6 | 8 | 293 | 315 |
| Auburn | 1 | 5 | 3 | 11 | 352 | 442 |
| Mississippi | 1 | 6 | 17 | 8 | 815 | 589 |
| Florida | 0 | 0 | 2 | 7 | 217 | 289 |
| University of South | 0 | 0 | 2 | 7 | 118 | 89 |

| 1925-26 | CONF | | ALL | | Pts | Opp |
|----------------------|------|----|-----|----|-----|-----|
| | W | L | W | L | | |
| Kentucky | 8 | 0 | 15 | 3 | 605 | 446 |
| North Carolina | 7 | 0 | 20 | 5 | 937 | 569 |
| Mississippi | 8 | 1 | 16 | 2 | 730 | 412 |
| Maryland | 7 | 1 | 14 | 3 | 495 | 351 |
| Georgia | 9 | 4 | 18 | 6 | 965 | 685 |
| South Carolina | 4 | 2 | 9 | 5 | 458 | 407 |
| North Carolina State | 5 | 3 | 20 | 4 | 684 | 475 |
| Mississippi State | 5 | 3 | 14 | 8 | 658 | 561 |
| Tulane | 10 | 7 | N/A | | | |
| Virginia | 4 | 4 | 9 | 6 | 522 | 449 |
| Alabama | 6 | 6 | 10 | 11 | 514 | 556 |
| Louisiana State | 4 | 5 | 9 | 9 | 472 | 479 |
| VMI | 3 | 5 | 7 | 8 | 395 | 367 |
| Virginia Tech | 2 | 5 | 3 | 10 | 285 | 346 |
| Georgia Tech | 4 | 10 | 6 | 11 | 465 | 550 |
| Washington & Lee | 2 | 6 | 9 | 7 | 526 | 513 |
| Vanderbilt | 2 | 7 | 8 | 18 | 604 | 687 |
| Tennessee | 1 | 3 | 9 | 8 | 517 | 511 |
| Auburn | 1 | 7 | 5 | 10 | 434 | 490 |
| Clemson | 1 | 7 | 4 | 17 | 502 | 702 |
| University of South | 0 | 2 | 4 | 6 | 73 | 67 |
| Florida | 0 | 3 | 7 | 7 | 401 | 399 |

| 1926-27 | CONF | | ALL | | Pts | Opp |
|----------------------|------|----|-----|----|-----|-----|
| | W | L | W | L | | |
| South Carolina | 9 | 1 | 14 | 1 | 652 | 492 |
| Vanderbilt | 7 | 1 | 20 | 4 | 898 | 877 |
| Georgia Tech | 8 | 2 | 17 | 10 | 939 | 813 |
| Washington & Lee | 6 | 2 | 10 | 6 | 523 | 482 |
| Auburn | 12 | 4 | 13 | 6 | 683 | 504 |
| North Carolina State | 5 | 2 | 12 | 5 | 509 | 390 |
| Mississippi | 10 | 4 | 13 | 5 | 570 | 441 |
| North Carolina | 7 | 3 | 17 | 7 | 816 | 557 |
| Maryland | 6 | 4 | 10 | 10 | 536 | 528 |
| Mississippi State | 7 | 5 | 17 | 7 | 754 | 478 |
| Tennessee | 5 | 4 | 7 | 12 | 448 | 478 |
| Alabama | 4 | 5 | 5 | 8 | 348 | 375 |
| Virginia | 5 | 7 | 9 | 10 | 490 | 452 |
| Tulane | 7 | 10 | N/A | | | |
| Louisiana State | 3 | 5 | 7 | 9 | 369 | 409 |
| Georgia | 3 | 6 | 14 | 8 | 824 | 606 |
| Virginia Tech | 2 | 6 | 6 | 8 | 403 | 416 |
| Kentucky | 1 | 6 | 3 | 13 | 375 | 563 |
| Clemson | 1 | 7 | 2 | 13 | 334 | 505 |
| Florida | 1 | 8 | 6 | 20 | 739 | 984 |
| VMI | 0 | 7 | 3 | 12 | 354 | 422 |
| University of South | 0 | 10 | 3 | 11 | 78 | 147 |

| 1927-28 | CONF | | ALL | | Pts | Opp |
|----------------------|------|----|-----|----|------|-----|
| | W | L | W | L | | |
| Auburn | 12 | 1 | 20 | 2 | 1001 | 580 |
| Mississippi State | 10 | 1 | 13 | 7 | 683 | 579 |
| North Carolina | 8 | 1 | 16 | 2 | 610 | 411 |
| Maryland | 8 | 1 | 14 | 4 | 510 | 397 |
| Kentucky | 8 | 1 | 12 | 6 | 630 | 505 |
| Louisiana State | 7 | 3 | 10 | 7 | 580 | 528 |
| Virginia | 10 | 5 | 20 | 6 | 886 | 681 |
| Georgia | 8 | 5 | 12 | 10 | 780 | 674 |
| VMI | 5 | 5 | 7 | 6 | 417 | 370 |
| Alabama | 5 | 5 | 10 | 10 | 624 | 659 |
| Clemson | 5 | 7 | 9 | 14 | 637 | 743 |
| South Carolina | 4 | 7 | 8 | 12 | 718 | 769 |
| Mississippi | 5 | 9 | 10 | 9 | 698 | 640 |
| North Carolina State | 3 | 6 | 10 | 8 | 641 | 560 |
| Virginia Tech | 3 | 7 | 5 | 11 | 411 | 501 |
| Washington & Lee | 3 | 7 | 5 | 12 | 591 | 589 |
| Vanderbilt | 2 | 5 | 5 | 7 | 407 | 467 |
| University of South | 1 | 5 | 2 | 7 | 89 | 292 |
| Florida | 2 | 10 | 5 | 16 | 646 | 748 |
| Tulane | 3 | 15 | N/A | | | |
| Tennessee | 0 | 8 | 0 | 12 | 280 | 501 |

| 1928-29 | CONF | | ALL | | Pts | Opp |
|----------------------|------|----|-----|----|-----|-----|
| | W | L | W | L | | |
| Washington & Lee | 7 | 1 | 16 | 2 | 812 | 463 |
| North Carolina | 12 | 2 | 17 | 8 | 760 | 646 |
| Georgia Tech | 10 | 2 | 15 | 6 | 726 | 603 |
| Georgia | 13 | 4 | 18 | 6 | 921 | 692 |
| Tulane | 9 | 4 | N/A | | | |
| Kentucky | 7 | 4 | 12 | 5 | 496 | 411 |
| Tennessee | 7 | 4 | 11 | 5 | 456 | 428 |
| Alabama | 10 | 6 | 16 | 10 | 806 | 707 |
| Clemson | 6 | 4 | 14 | 13 | 852 | 754 |
| Duke | 5 | 4 | 12 | 8 | 715 | 665 |
| North Carolina State | 6 | 5 | 15 | 6 | 778 | 590 |
| Mississippi | 7 | 8 | 9 | 9 | 604 | 567 |
| Virginia | 5 | 7 | 9 | 10 | 555 | 581 |
| Mississippi State | 5 | 8 | 8 | 45 | 564 | 669 |
| Louisiana State | 5 | 9 | 8 | 13 | 636 | 656 |
| Virginia | 3 | 6 | 4 | 13 | 422 | 589 |
| Vanderbilt | 2 | 5 | 4 | 12 | 536 | 628 |
| South Carolina | 4 | 10 | 8 | 13 | 654 | 746 |
| Florida | 4 | 11 | 7 | 13 | 603 | 746 |
| Auburn | 3 | 9 | 6 | 15 | 608 | 837 |
| Maryland | 2 | 6 | 7 | 9 | 397 | 460 |
| VMI | 1 | 7 | 6 | 7 | 392 | 378 |
| University of South | 0 | 7 | 3 | 8 | 292 | 386 |

| 1929-30 | CONF | | ALL | | Pts | Opp |
|----------------------|------|----|-----|----|-----|-----|
| | W | L | W | L | | |
| Alabama | 10 | 0 | 20 | 0 | 652 | 395 |
| Duke | 9 | 1 | 18 | 2 | 753 | 571 |
| Kentucky | 9 | 1 | 16 | 3 | 591 | 408 |
| Washington & Lee | 9 | 2 | 16 | 4 | 769 | 574 |
| Tennessee | 7 | 2 | 13 | 4 | 526 | 426 |
| Georgia | 7 | 3 | 17 | 6 | 729 | 584 |
| Tulane | 7 | 3 | 16 | 6 | N/A | N/A |
| Clemson | 8 | 4 | 16 | 9 | 885 | 689 |
| University of South | 5 | 3 | 6 | 5 | 305 | 299 |
| Maryland | 8 | 5 | 16 | 6 | 752 | 577 |
| North Carolina State | 7 | 5 | 11 | 6 | 541 | 406 |
| Mississippi | 6 | 6 | 6 | 7 | 369 | 369 |
| Louisiana State | 6 | 7 | 10 | 11 | 687 | 661 |
| Florida | 2 | 3 | 10 | 4 | 516 | 392 |
| Georgia Tech | 5 | 8 | 11 | 13 | 792 | 736 |
| North Carolina | 4 | 7 | 14 | 11 | 806 | 643 |
| VMI | 2 | 6 | 5 | 9 | 386 | 444 |
| Mississippi State | 2 | 7 | 5 | 8 | 346 | 336 |
| Virginia | 2 | 8 | 3 | 12 | 436 | 640 |
| Virginia Tech | 2 | 10 | 5 | 14 | 496 | 634 |
| Vanderbilt | 1 | 9 | 6 | 16 | 638 | 765 |
| Auburn | 1 | 10 | 1 | 10 | 348 | 429 |
| South Carolina | 0 | 10 | 6 | 10 | N/A | N/A |



Conference Standings

2005-06 MEN'S BASKETBALL

| 1930-31 | CONF | | ALL | | Pts | Opp |
|----------------------|------|----|-----|----|-----|-----|
| | W | L | W | L | | |
| Georgia | 15 | 1 | 23 | 2 | 637 | 491 |
| Maryland | 8 | 1 | 18 | 4 | 718 | 558 |
| Alabama | 11 | 2 | 14 | 6 | 618 | 474 |
| Kentucky | 8 | 2 | 15 | 3 | 679 | 469 |
| Auburn | 7 | 4 | 8 | 6 | 487 | 411 |
| Washington & Lee | 4 | 3 | 14 | 7 | 565 | 485 |
| Duke | 5 | 4 | 14 | 7 | 725 | 553 |
| Georgia Tech | 8 | 7 | 11 | 13 | 796 | 782 |
| Vanderbilt | 7 | 7 | 16 | 8 | 913 | 742 |
| North Carolina | 6 | 6 | 15 | 9 | 707 | 517 |
| North Carolina State | 5 | 5 | 8 | 8 | 386 | 359 |
| Louisiana State | 4 | 4 | 7 | 8 | 531 | 509 |
| Virginia | 5 | 6 | 11 | 9 | 591 | 520 |
| Florida | 5 | 7 | 10 | 9 | 680 | 653 |
| Clemson | 3 | 5 | 6 | 7 | 385 | 388 |
| University of South | 3 | 5 | 5 | 9 | 405 | 530 |
| Tennessee | 4 | 8 | 11 | 10 | 669 | 626 |
| Mississippi | 2 | 4 | 6 | 9 | 490 | 441 |
| Virginia Tech | 3 | 7 | 5 | 10 | 382 | 452 |
| VMI | 2 | 8 | 4 | 12 | 408 | 497 |
| Tulane | 2 | 10 | 7 | 13 | N/A | N/A |
| South Carolina | 1 | 12 | 1 | 17 | 372 | 640 |

| 1931-32 | CONF | | ALL | | Pts | Opp |
|----------------------|------|----|-----|----|-----|-----|
| | W | L | W | L | | |
| Maryland | 9 | 1 | 16 | 4 | 689 | 494 |
| Kentucky | 9 | 1 | 15 | 2 | 743 | 456 |
| Auburn | 9 | 2 | 12 | 3 | 506 | 431 |
| Alabama | 11 | 3 | 16 | 4 | 584 | 444 |
| North Carolina | 6 | 3 | 16 | 5 | 678 | 517 |
| Virginia | 6 | 3 | 13 | 8 | 555 | 505 |
| Georgia | 7 | 4 | 19 | 7 | 589 | 657 |
| Georgia Tech | 5 | 3 | 7 | 6 | 470 | 402 |
| Mississippi | 8 | 5 | 9 | 6 | 558 | 481 |
| North Carolina State | 6 | 4 | 10 | 6 | 403 | 340 |
| Duke | 6 | 5 | 14 | 11 | 720 | 666 |
| Louisiana State | 8 | 8 | 11 | 9 | 673 | 625 |
| Tennessee | 5 | 5 | 8 | 7 | 405 | 398 |
| South Carolina | 2 | 2 | 9 | 7 | 445 | 416 |
| Vanderbilt | 5 | 7 | 8 | 11 | 570 | 644 |
| Mississippi State | 4 | 7 | 5 | 10 | 377 | 462 |
| Tulane | 5 | 9 | N/A | | | |
| Florida | 4 | 10 | 8 | 12 | 640 | 606 |
| Washington & Lee | 3 | 8 | 9 | 10 | 487 | 492 |
| Virginia Tech | 2 | 8 | 8 | 9 | 406 | 452 |
| Clemson | 2 | 9 | 8 | 12 | 508 | 537 |
| University of South | 1 | 7 | 3 | 9 | 323 | 401 |
| VMI | 0 | 9 | 0 | 14 | 289 | 458 |

| 1932-33 | CONF | | ALL | | Pts | Opp |
|----------------------|------|---|-----|----|-----|-----|
| | W | L | W | L | | |
| South Carolina | 3 | 0 | 17 | 2 | 828 | 539 |
| Duke | 7 | 3 | 16 | 6 | 764 | 627 |
| Maryland | 7 | 3 | 11 | 9 | 658 | 646 |
| North Carolina State | 6 | 3 | 11 | 8 | 633 | 539 |
| North Carolina | 5 | 3 | 12 | 5 | 651 | 494 |
| Virginia | 5 | 3 | 12 | 6 | 620 | 481 |
| Virginia Tech | 3 | 7 | 5 | 10 | 425 | 545 |
| VMI | 2 | 8 | 4 | 11 | 372 | 496 |
| Washington & Lee | 1 | 8 | 6 | 10 | 573 | 563 |
| Clemson | 0 | 1 | 10 | 9 | 597 | 579 |

| 1933-34 | CONF | | ALL | | Pts | Opp |
|----------------------|------|----|-----|----|-----|-----|
| | W | L | W | L | | |
| South Carolina | 6 | 0 | 18 | 1 | 857 | 501 |
| North Carolina | 12 | 2 | 18 | 4 | 730 | 528 |
| Maryland | 6 | 1 | 11 | 8 | 620 | 589 |
| Duke | 9 | 4 | 18 | 6 | 828 | 633 |
| North Carolina State | 6 | 5 | 11 | 6 | 590 | 509 |
| Washington & Lee | 4 | 5 | 10 | 6 | 541 | 515 |
| VMI | 3 | 6 | 4 | 10 | 335 | 452 |
| Virginia | 1 | 9 | 7 | 11 | 565 | 495 |
| Virginia Tech | 1 | 10 | 1 | 15 | 381 | 599 |
| Clemson | 0 | 6 | 7 | 12 | 505 | 578 |

| 1934-35 | CONF | | ALL | | Pts | Opp |
|----------------------|------|----|-----|----|-----|-----|
| | W | L | W | L | | |
| North Carolina | 12 | 1 | 23 | 2 | 828 | 606 |
| Clemson | 3 | 1 | 15 | 3 | 661 | 464 |
| Duke | 10 | 4 | 18 | 8 | 866 | 758 |
| Virginia | 7 | 5 | 13 | 9 | 704 | 614 |
| Maryland | 4 | 3 | 8 | 10 | 622 | 611 |
| North Carolina State | 6 | 5 | 10 | 9 | 607 | 581 |
| South Carolina | 5 | 7 | 15 | 9 | 812 | 692 |
| Washington & Lee | 4 | 8 | 10 | 10 | 661 | 587 |
| VMI | 2 | 9 | 3 | 14 | 448 | 576 |
| Virginia Tech | 1 | 11 | 3 | 16 | 421 | 639 |

| 1935-36 | CONF | | ALL | | Pts | Opp |
|----------------------|------|----|-----|----|------|-----|
| | W | L | W | L | | |
| Washington & Lee | 10 | 1 | 18 | 2 | 829 | 587 |
| North Carolina | 13 | 3 | 21 | 4 | 887 | 720 |
| North Carolina State | 10 | 3 | 15 | 4 | 724 | 565 |
| Maryland | 4 | 3 | 14 | 6 | 812 | 709 |
| Clemson | 5 | 5 | 15 | 7 | 749 | 637 |
| Duke | 4 | 5 | 20 | 6 | 1070 | 777 |
| Virginia | 4 | 8 | 11 | 13 | 764 | 898 |
| South Carolina | 1 | 6 | 10 | 8 | 600 | 614 |
| Virginia Tech | 1 | 9 | 5 | 17 | 617 | 768 |
| VMI | 0 | 10 | 3 | 14 | 570 | 738 |

| 1936-37 | CONF | | ALL | | Pts | Opp |
|----------------------|------|----|-----|----|-----|-----|
| | W | L | W | L | | |
| Washington & Lee | 11 | 1 | 17 | 4 | 876 | 585 |
| North Carolina | 14 | 3 | 18 | 5 | 864 | 671 |
| Wake Forest | 9 | 4 | 15 | 6 | 789 | 663 |
| North Carolina State | 14 | 7 | 15 | 9 | 925 | 739 |
| Duke | 11 | 6 | 15 | 8 | 812 | 728 |
| South Carolina | 7 | 4 | 13 | 7 | 689 | 631 |
| Richmond | 5 | 4 | 13 | 7 | 704 | 572 |
| Virginia | 6 | 7 | 9 | 10 | 569 | 567 |
| Furman | 3 | 4 | 8 | 7 | 472 | 479 |
| Maryland | 5 | 8 | 8 | 12 | 746 | 734 |
| Davidson | 5 | 8 | 13 | 10 | 871 | 815 |
| VMI | 5 | 11 | 6 | 11 | 571 | 658 |
| Virginia Tech | 4 | 9 | 6 | 11 | 461 | 617 |
| Clemson | 2 | 7 | 6 | 15 | 643 | 765 |
| The Citadel | 0 | 5 | 7 | 12 | 586 | 629 |
| William & Mary | 0 | 13 | 0 | 18 | 444 | 808 |

| 1937-38 | CONF | | ALL | | Pts | Opp |
|----------------------|------|----|-----|----|-----|-----|
| | W | L | W | L | | |
| North Carolina | 13 | 3 | 16 | 5 | 828 | 670 |
| North Carolina State | 10 | 3 | 13 | 6 | 720 | 661 |
| The Citadel | 7 | 3 | 13 | 5 | 664 | 578 |
| Clemson | 9 | 4 | 16 | 7 | 916 | 771 |
| Duke | 9 | 5 | 15 | 9 | 854 | 826 |
| Richmond | 7 | 4 | 15 | 5 | 670 | 560 |
| Maryland | 6 | 4 | 15 | 9 | 939 | 839 |
| Washington & Lee | 6 | 5 | 12 | 9 | 770 | 653 |
| Wake Forest | 7 | 8 | 7 | 12 | 744 | 756 |
| Virginia Tech | 4 | 5 | 6 | 8 | 438 | 467 |
| Davidson | 4 | 11 | 9 | 12 | 832 | 747 |
| Furman | 2 | 6 | 6 | 12 | N/A | N/A |
| VMI | 2 | 7 | 4 | 11 | 414 | 511 |
| South Carolina | 2 | 12 | 3 | 21 | 701 | 954 |
| William & Mary | 0 | 8 | 2 | 10 | 372 | 499 |

| 1938-39 | CONF | | ALL | | Pts | Opp |
|----------------------|------|----|-----|----|------|------|
| | W | L | W | L | | |
| Wake Forest | 15 | 3 | 18 | 6 | 1183 | 971 |
| Washington & Lee | 8 | 3 | 13 | 9 | 997 | 844 |
| Maryland | 8 | 3 | 15 | 9 | 963 | 874 |
| The Citadel | 7 | 3 | 14 | 5 | 791 | 713 |
| Davidson | 9 | 7 | 19 | 9 | 1208 | 1050 |
| North Carolina State | 7 | 6 | 10 | 7 | 641 | 613 |
| North Carolina | 8 | 7 | 10 | 11 | 817 | 804 |
| Duke | 8 | 8 | 10 | 12 | 886 | 857 |
| Clemson | 6 | 6 | 16 | 8 | 953 | 824 |
| VMI | 6 | 6 | 7 | 10 | 600 | 664 |
| Richmond | 5 | 5 | 10 | 10 | 648 | 681 |
| William & Mary | 4 | 9 | 9 | 10 | 814 | 788 |
| South Carolina | 2 | 8 | 5 | 18 | 716 | 896 |
| Virginia Tech | 2 | 10 | 3 | 14 | 546 | 789 |
| Furman | 0 | 10 | 6 | 16 | 783 | 968 |

| 1939-40 | CONF | | ALL | | Pts | Opp |
|----------------------|------|----|-----|----|------|-----|
| | W | L | W | L | | |
| Duke | 13 | 2 | 19 | 7 | 1075 | 922 |
| North Carolina | 11 | 2 | 23 | 3 | 1210 | 934 |
| Washington & Lee | 7 | 3 | 13 | 5 | 666 | 557 |
| Wake Forest | 10 | 5 | 13 | 9 | 990 | 821 |
| Maryland | 7 | 5 | 14 | 9 | 897 | 821 |
| Clemson | 9 | 7 | 9 | 12 | 853 | 844 |
| Richmond | 5 | 4 | 10 | 6 | 549 | 477 |
| The Citadel | 6 | 5 | 8 | 9 | 593 | 627 |
| William & Mary | 6 | 5 | 12 | 11 | 950 | 885 |
| Furman | 4 | 6 | 11 | 11 | 833 | 864 |
| North Carolina State | 5 | 10 | 8 | 11 | 657 | 794 |
| Davidson | 4 | 11 | 8 | 13 | 790 | 934 |
| South Carolina | 3 | 10 | 5 | 13 | 586 | 708 |
| VMI | 2 | 9 | 3 | 12 | 461 | 590 |
| Virginia Tech | 1 | 9 | 3 | 16 | 599 | 784 |

| 1940-41 | CONF | | ALL | | Pts | Opp |
|----------------------|------|----|-----|----|------|------|
| | W | L | W | L | | |
| North Carolina | 14 | 1 | 19 | 9 | 1336 | 1050 |
| William & Mary | 8 | 3 | 15 | 10 | 1112 | 1043 |
| South Carolina | 8 | 3 | 15 | 9 | 975 | 905 |
| Washington & Lee | 9 | 4 | 11 | 11 | 794 | 694 |
| Duke | 8 | 4 | 14 | 8 | 932 | 800 |
| VMI | 8 | 4 | 10 | 6 | 625 | 595 |
| Richmond | 7 | 5 | 11 | 10 | 730 | 737 |
| Wake Forest | 7 | 6 | 9 | 9 | 805 | 802 |
| Clemson | 7 | 8 | 8 | 14 | 1035 | 1130 |
| Davidson | 5 | 7 | 11 | 12 | 1041 | 1033 |
| North Carolina State | 6 | 9 | 6 | 9 | 584 | 691 |
| Virginia Tech | 4 | 8 | 8 | 13 | 906 | 899 |
| The Citadel | 1 | 8 | 6 | 12 | 788 | 872 |
| Furman | 1 | 10 | 4 | 13 | 609 | 733 |
| Maryland | 0 | 13 | 1 | 21 | 664 | 1040 |

| 1941-42 | CONF | | ALL | | Pts | Opp |
|----------------------|------|----|-----|----|------|------|
| | W | L | W | L | | |
| Duke | 15 | 1 | 22 | 2 | 1263 | 966 |
| George Washington | 8 | 3 | 11 | 9 | 923 | 709 |
| Wake Forest | 13 | 5 | 16 | 8 | 1076 | 1010 |
| North Carolina State | 9 | 4 | 15 | 7 | 1059 | 917 |
| South Carolina | 8 | 4 | 12 | 9 | 896 | 863 |
| William & Mary | 8 | 4 | 15 | 9 | 1000 | 908 |
| North Carolina | 9 | 5 | 14 | 9 | 941 | 789 |
| Washington & Lee | 7 | 7 | 7 | 10 | N/A | N/A |
| Furman | 7 | 8 | 10 | 9 | 721 | 778 |
| VMI | 5 | 9 | 7 | 11 | 711 | 727 |
| Richmond | 4 | 8 | 9 | 9 | 667 | 681 |
| Virginia Tech | 4 | 8 | 10 | 10 | 862 | 815 |
| Maryland | 3 | 8 | 7 | 15 | 802 | 956 |
| Davidson | 3 | 8 | 12 | 13 | 914 | 1017 |
| Clemson | 2 | 10 | 3 | 14 | 598 | 829 |
| The Citadel | 1 | 12 | 2 | 14 | 567 | 719 |



Conference Standings

2005-06 MEN'S BASKETBALL

| | CONF | | ALL | | Pts | Opp |
|----------------------|------|----|-----|----|------|------|
| | W | L | W | L | | |
| Duke | 12 | 1 | 20 | 6 | 1404 | 1201 |
| George Washington | 8 | 2 | 17 | 6 | 1123 | 1005 |
| South Carolina | 6 | 3 | 12 | 6 | 747 | 697 |
| Davidson | 7 | 4 | 18 | 6 | 1198 | 1005 |
| The Citadel | 5 | 3 | 8 | 6 | 648 | 561 |
| William & Mary | 6 | 4 | 11 | 10 | 887 | 915 |
| VMI | 7 | 5 | 8 | 8 | 623 | 633 |
| North Carolina State | 7 | 5 | 7 | 9 | 707 | 702 |
| Maryland | 5 | 5 | 8 | 8 | 717 | 671 |
| Richmond | 4 | 4 | 11 | 5 | 632 | 624 |
| North Carolina | 8 | 9 | 12 | 10 | 894 | 831 |
| Virginia Tech | 3 | 6 | 7 | 7 | 612 | 615 |
| Washington & Lee | 2 | 10 | 7 | 12 | 767 | 817 |
| Wake Forest | 1 | 10 | 1 | 10 | 427 | 525 |
| Clemson | 0 | 10 | 3 | 13 | 624 | 793 |

| | CONF | | ALL | | Pts | Opp |
|----------------------|------|---|-----|----|------|------|
| | W | L | W | L | | |
| North Carolina | 9 | 1 | 17 | 10 | 1173 | 1020 |
| Virginia Tech | 4 | 1 | 11 | 4 | 623 | 506 |
| Duke | 4 | 2 | 13 | 13 | 1214 | 1120 |
| Maryland | 2 | 1 | 4 | 14 | 562 | 918 |
| Richmond | 2 | 2 | 7 | 6 | 625 | 603 |
| Davidson | 3 | 4 | 16 | 7 | 1088 | 867 |
| Clemson | 1 | 2 | 1 | 10 | 376 | 547 |
| South Carolina | 1 | 2 | 12 | 2 | 890 | 599 |
| North Carolina State | 2 | 5 | 5 | 13 | 637 | 812 |
| William & Mary | 1 | 3 | 10 | 11 | 947 | 959 |
| The Citadel | 0 | 1 | 2 | 3 | 177 | 165 |
| VMI | 0 | 5 | 0 | 14 | 380 | 620 |

| | CONF | | ALL | | Pts | Opp |
|----------------------|------|---|-----|----|------|-----|
| | W | L | W | L | | |
| South Carolina | 9 | 0 | 19 | 3 | 1271 | 751 |
| Richmond | 2 | 0 | 3 | 4 | 327 | 307 |
| Duke | 6 | 1 | 14 | 8 | 1055 | 929 |
| North Carolina | 11 | 3 | 22 | 6 | 1483 | 994 |
| The Citadel | 8 | 4 | 16 | 7 | 1138 | 933 |
| North Carolina State | 7 | 5 | 10 | 11 | 841 | 841 |
| William & Mary | 3 | 4 | 8 | 12 | 935 | 844 |
| Clemson | 3 | 5 | 8 | 8 | 625 | 665 |
| Maryland | 2 | 5 | 2 | 14 | 570 | 808 |
| Virginia Tech | 1 | 3 | 6 | 8 | 565 | 601 |
| Davidson | 2 | 7 | 9 | 9 | 671 | 861 |
| VMI | 1 | 4 | 2 | 10 | 355 | 531 |
| Wake Forest | 0 | 6 | 3 | 14 | 626 | 951 |
| Furman | 0 | 8 | 2 | 15 | 607 | 795 |

| | CONF | | ALL | | Pts | Opp |
|----------------------|------|---|-----|----|------|------|
| | W | L | W | L | | |
| North Carolina | 13 | 1 | 30 | 5 | 1944 | 1349 |
| Duke | 12 | 2 | 21 | 6 | 1284 | 1036 |
| Virginia Tech | 7 | 3 | 12 | 8 | N/A | N/A |
| Wake Forest | 8 | 5 | 12 | 6 | 747 | 718 |
| Maryland | 5 | 4 | 9 | 12 | 794 | 908 |
| William & Mary | 5 | 5 | 10 | 10 | 935 | 834 |
| Furman | 4 | 4 | 16 | 3 | 911 | 757 |
| George Washington | 4 | 5 | 5 | 9 | N/A | N/A |
| North Carolina State | 5 | 7 | 6 | 12 | 703 | 881 |
| Clemson | 5 | 7 | 9 | 11 | 922 | 878 |
| South Carolina | 4 | 7 | 9 | 11 | 931 | 891 |
| Davidson | 5 | 9 | 13 | 12 | 1069 | 1075 |
| Richmond | 3 | 7 | 8 | 12 | 728 | 768 |
| The Citadel | 1 | 6 | 7 | 11 | 744 | 862 |
| VMI | 1 | 6 | 1 | 10 | 285 | 519 |
| Washington & Lee | 0 | 4 | 2 | 11 | N/A | N/A |

| | CONF | | ALL | | Pts | Opp |
|----------------------|------|----|-----|----|------|------|
| | W | L | W | L | | |
| North Carolina State | 11 | 2 | 26 | 5 | 1866 | 1435 |
| North Carolina | 10 | 2 | 19 | 8 | 1433 | 1250 |
| Duke | 10 | 4 | 19 | 8 | 1461 | 1301 |
| George Washington | 9 | 4 | 21 | 7 | 1600 | 1318 |
| Maryland | 9 | 5 | 14 | 10 | 1201 | 1276 |
| Richmond | 8 | 5 | 17 | 9 | 1344 | 1252 |
| South Carolina | 7 | 5 | 17 | 8 | 1364 | 1199 |
| Washington & Lee | 7 | 6 | 16 | 7 | 1504 | 1177 |
| William & Mary | 6 | 6 | 14 | 12 | 1299 | 1229 |
| Davidson | 7 | 7 | 17 | 8 | 1500 | 1199 |
| Wake Forest | 8 | 9 | 11 | 13 | 1174 | 1219 |
| Furman | 5 | 7 | 9 | 10 | 961 | 950 |
| Virginia Tech | 4 | 9 | 13 | 13 | 1318 | 1285 |
| Clemson | 2 | 12 | 7 | 13 | 1014 | 1205 |
| VMI | 1 | 11 | 4 | 15 | 934 | 1091 |
| The Citadel | 1 | 11 | 5 | 11 | 734 | 902 |

| | CONF | | ALL | | Pts | Opp |
|----------------------|------|----|-----|----|------|------|
| | W | L | W | L | | |
| North Carolina State | 12 | 0 | 29 | 3 | 2409 | 1511 |
| George Washington | 13 | 3 | 19 | 7 | 1504 | 1268 |
| North Carolina | 11 | 4 | 20 | 7 | 1454 | 1219 |
| Maryland | 9 | 6 | 11 | 14 | 1339 | 1400 |
| Davidson | 10 | 7 | 19 | 9 | 1604 | 1375 |
| Virginia Tech | 7 | 5 | 14 | 9 | 1205 | 1128 |
| Duke | 8 | 6 | 17 | 12 | 1573 | 1463 |
| Wake Forest | 8 | 7 | 18 | 11 | 1678 | 1527 |
| William & Mary | 8 | 7 | 13 | 10 | 1233 | 1142 |
| South Carolina | 8 | 7 | 12 | 11 | 1334 | 1268 |
| Washington & Lee | 5 | 9 | 7 | 16 | 1234 | 1414 |
| The Citadel | 4 | 8 | 8 | 9 | 826 | 878 |
| Richmond | 4 | 9 | 8 | 14 | 1182 | 1217 |
| Furman | 3 | 10 | 11 | 15 | 1409 | 1610 |
| Clemson | 3 | 14 | 6 | 17 | 1257 | 1397 |
| VMI | 1 | 12 | 3 | 17 | 941 | 1128 |

| | CONF | | ALL | | Pts | Opp |
|----------------------|------|----|-----|----|------|------|
| | W | L | W | L | | |
| North Carolina State | 14 | 1 | 25 | 8 | 2051 | 1580 |
| William & Mary | 10 | 3 | 24 | 10 | 2193 | 1711 |
| North Carolina | 13 | 5 | 20 | 8 | 1605 | 1484 |
| George Washington | 9 | 4 | 18 | 8 | 1530 | 1352 |
| Davidson | 11 | 6 | 18 | 8 | 1459 | 1265 |
| South Carolina | 7 | 6 | 10 | 12 | 1250 | 1287 |
| Wake Forest | 7 | 7 | 11 | 13 | 1287 | 1359 |
| Maryland | 7 | 7 | 9 | 18 | 1468 | 1606 |
| Virginia Tech | 6 | 8 | 10 | 13 | 1205 | 1307 |
| Duke | 5 | 7 | 13 | 9 | 1177 | 1088 |
| Clemson | 6 | 9 | 10 | 11 | 1213 | 1140 |
| Washington & Lee | 5 | 9 | 10 | 12 | 1309 | 1468 |
| Richmond | 5 | 10 | 8 | 15 | N/A | N/A |
| VMI | 3 | 8 | 3 | 16 | 937 | 1213 |
| Furman | 4 | 11 | 8 | 14 | 1249 | 1384 |
| The Citadel | 0 | 11 | 1 | 17 | 733 | 1035 |

| | CONF | | ALL | | Pts | Opp |
|----------------------|------|----|-----|----|------|------|
| | W | L | W | L | | |
| North Carolina State | 12 | 2 | 27 | 6 | 2156 | 1705 |
| William & Mary | 12 | 4 | 23 | 9 | 1944 | 1763 |
| George Washington | 12 | 4 | 17 | 8 | 1607 | 1508 |
| South Carolina | 12 | 5 | 13 | 9 | 1219 | 1192 |
| North Carolina | 13 | 6 | 17 | 12 | 1652 | 1596 |
| Virginia Tech | 9 | 5 | 16 | 9 | 1618 | 1505 |
| Wake Forest | 11 | 8 | 14 | 16 | 1717 | 1698 |
| Duke | 9 | 7 | 15 | 15 | 1764 | 1740 |
| Clemson | 8 | 8 | 10 | 10 | 1241 | 1189 |
| Davidson | 6 | 12 | 10 | 16 | 1565 | 1616 |
| Furman | 4 | 8 | 9 | 12 | 1112 | 1168 |
| Washington & Lee | 4 | 9 | 8 | 12 | 1313 | 1415 |
| Maryland | 5 | 13 | 7 | 18 | 1454 | 1521 |
| Richmond | 4 | 13 | 8 | 16 | 1411 | 1546 |
| The Citadel | 2 | 10 | 4 | 16 | 924 | 1224 |
| VMI | 2 | 11 | 4 | 17 | 1198 | 1477 |

| | CONF | | ALL | | Pts | Opp |
|----------------------|------|----|-----|----|------|------|
| | W | L | W | L | | |
| North Carolina State | 13 | 1 | 30 | 7 | 2842 | 2377 |
| West Virginia | 9 | 3 | 18 | 9 | 1985 | 1747 |
| Clemson | 9 | 4 | 11 | 7 | 1221 | 1124 |
| Duke | 13 | 6 | 20 | 13 | 2356 | 2301 |
| William & Mary | 13 | 6 | 20 | 11 | 2063 | 1846 |
| Virginia Tech | 9 | 5 | 19 | 10 | 2149 | 1995 |
| South Carolina | 12 | 7 | 13 | 12 | 1633 | 1522 |
| Maryland | 11 | 8 | 16 | 11 | 1413 | 1431 |
| North Carolina | 9 | 8 | 12 | 15 | 1767 | 1790 |
| Wake Forest | 8 | 9 | 16 | 14 | 1975 | 1949 |
| George Washington | 8 | 9 | 12 | 12 | 1661 | 1711 |
| Richmond | 5 | 10 | 7 | 14 | 1145 | 1257 |
| Washington & Lee | 5 | 13 | 8 | 17 | 1307 | 1464 |
| Davidson | 5 | 15 | 7 | 19 | 1976 | 1833 |
| The Citadel | 2 | 7 | 7 | 10 | 1027 | 1103 |
| VMI | 3 | 11 | 3 | 18 | 1212 | 1473 |
| Furman | 1 | 13 | 3 | 20 | 1251 | 1664 |

| | CONF | | ALL | | Pts | Opp |
|----------------------|------|----|-----|----|------|------|
| | W | L | W | L | | |
| West Virginia | 15 | 1 | 23 | 4 | 2172 | 1717 |
| North Carolina State | 12 | 2 | 24 | 10 | 2331 | 2075 |
| Duke | 13 | 3 | 24 | 6 | 2320 | 1989 |
| Clemson | 11 | 4 | 17 | 7 | 1707 | 1596 |
| George Washington | 12 | 6 | 15 | 9 | 1747 | 1688 |
| Furman | 9 | 5 | 18 | 6 | 1800 | 1649 |
| Maryland | 9 | 5 | 13 | 9 | 1245 | 1116 |
| William & Mary | 10 | 6 | 15 | 13 | 2013 | 1991 |
| South Carolina | 8 | 7 | 14 | 10 | 1667 | 1624 |
| Wake Forest | 7 | 9 | 10 | 19 | 1883 | 2070 |
| North Carolina | 8 | 11 | 12 | 15 | 1741 | 1794 |
| Virginia Tech | 3 | 10 | 4 | 16 | 1378 | 1535 |
| Richmond | 3 | 11 | 7 | 15 | 1434 | 1593 |
| Washington & Lee | 3 | 11 | 6 | 21 | N/A | N/A |
| Davidson | 4 | 15 | 7 | 18 | 1593 | 1765 |
| VMI | 2 | 13 | 3 | 21 | 1417 | 1795 |
| The Citadel | 1 | 11 | 8 | 20 | 1715 | 1990 |

| | CONF | | ALL | | Pts | Opp |
|----------------------|------|----|-----|----|------|------|
| | W | L | W | L | | |
| North Carolina State | 13 | 3 | 26 | 6 | 2663 | 2132 |
| Wake Forest | 12 | 3 | 22 | 7 | 2236 | 2004 |
| Maryland | 12 | 3 | 15 | 8 | 1406 | 1256 |
| West Virginia | 11 | 3 | 19 | 7 | 2162 | 1926 |
| Furman | 10 | 3 | 21 | 6 | 2433 | 1973 |
| Duke | 12 | 4 | 18 | 8 | 2180 | 2039 |
| Richmond | 13 | 5 | 20 | 7 | 2143 | 1917 |
| North Carolina | 15 | 6 | 17 | 10 | 2012 | 1877 |
| George Washington | 12 | 6 | 15 | 7 | 1892 | 1602 |
| Clemson | 6 | 8 | 8 | 10 | 1227 | 1269 |
| South Carolina | 7 | 12 | 11 | 13 | 1664 | 1811 |
| William & Mary | 6 | 13 | 10 | 13 | 1817 | 1735 |
| Virginia Tech | 4 | 13 | 4 | 19 | 1547 | 1883 |
| Davidson | 3 | 14 | 4 | 16 | 1344 | 1630 |
| VMI | 1 | 14 | 5 | 19 | 1543 | 1852 |
| Washington & Lee | 1 | 17 | 2 | 20 | N/A | N/A |
| The Citadel | 0 | 11 | 4 | 14 | 1192 | 1441 |

| | CONF | | ALL | | Pts | Opp |
|-------------------|------|----|-----|----|------|------|
| | W | L | W | L | | |
| George Washington | 10 | 0 | 23 | 3 | 2093 | 1693 |
| Furman | 6 | 1 | 20 | 9 | 2658 | 2299 |
| Richmond | 10 | 3 | 23 | 8 | 2451 | 2126 |
| West Virginia | 6 | 4 | 12 | 11 | 1899 | 1747 |
| William & Mary | 6 | 5 | 9 | 13 | 1479 | 1603 |
| VMI | 6 | 7 | 11 | 12 | 1683 | 1667 |
| Davidson | 3 | 5 | 7 | 15 | 1475 | 1634 |
| Washington & Lee | 3 | 9 | 6 | 17 | 1464 | 1699 |
| Virginia Tech | 3 | 13 | 3 | 24 | 1685 | 2214 |
| The Citadel | 1 | 7 | 1 | 18 | 1162 | 1570 |



Conference Standings

2005-06 MEN'S BASKETBALL

| 1954-55 | CONF | | ALL | | Pts | Opp |
|-------------------|------|----|-----|----|------|------|
| | W | L | W | L | | |
| West Virginia | 9 | 1 | 19 | 11 | 2406 | 2378 |
| George Washington | 8 | 2 | 24 | 6 | 2349 | 1974 |
| Richmond | 10 | 4 | 19 | 9 | 2371 | 2064 |
| Washington & Lee | 8 | 5 | 16 | 13 | 2446 | 2235 |
| Furman | 6 | 4 | 17 | 10 | 2572 | 2236 |
| William & Mary | 7 | 5 | 11 | 14 | 2035 | 2136 |
| Davidson | 4 | 6 | 8 | 13 | 1405 | 1676 |
| VMI | 4 | 9 | 8 | 15 | 1623 | 1821 |
| Virginia Tech | 4 | 14 | 7 | 20 | 1932 | 2163 |
| The Citadel | 0 | 10 | 0 | 17 | 1043 | 1486 |

| 1955-56 | CONF | | ALL | | Pts | Opp |
|-------------------|------|----|-----|----|------|------|
| | W | L | W | L | | |
| George Washington | 10 | 2 | 19 | 7 | 2090 | 1868 |
| West Virginia | 10 | 2 | 21 | 9 | 2369 | 2230 |
| Virginia Tech | 10 | 7 | 14 | 11 | 1906 | 1729 |
| Richmond | 8 | 6 | 16 | 13 | 2317 | 2122 |
| William & Mary | 9 | 7 | 12 | 14 | 1955 | 2094 |
| Furman | 7 | 7 | 12 | 16 | 2492 | 2401 |
| Davidson | 5 | 7 | 10 | 15 | 1869 | 1948 |
| Washington & Lee | 5 | 8 | 12 | 16 | 2096 | 2126 |
| VMI | 3 | 11 | 4 | 19 | 1580 | 1882 |
| The Citadel | 0 | 10 | 2 | 19 | 1324 | 1950 |

| 1956-57 | CONF | | ALL | | Pts | Opp |
|-------------------|------|----|-----|----|------|------|
| | W | L | W | L | | |
| West Virginia | 12 | 0 | 25 | 5 | 2524 | 2144 |
| Washington & Lee | 10 | 3 | 20 | 7 | 1993 | 1802 |
| Virginia Tech | 12 | 5 | 14 | 8 | 1548 | 1421 |
| Furman | 7 | 5 | 10 | 17 | 2200 | 2323 |
| Richmond | 9 | 7 | 15 | 11 | 1924 | 1839 |
| William & Mary | 7 | 11 | 9 | 18 | 1968 | 2071 |
| The Citadel | 5 | 9 | 11 | 14 | 1807 | 1852 |
| Davidson | 4 | 8 | 7 | 20 | 1828 | 1983 |
| George Washington | 3 | 9 | 3 | 21 | 1580 | 1839 |
| VMI | 1 | 13 | 4 | 22 | 1700 | 2036 |

| 1957-58 | CONF | | ALL | | Pts | Opp |
|-------------------|------|----|-----|----|------|------|
| | W | L | W | L | | |
| West Virginia | 12 | 0 | 26 | 2 | 2433 | 1917 |
| Virginia Tech | 10 | 5 | 11 | 8 | 1419 | 1271 |
| George Washington | 8 | 4 | 12 | 11 | 1633 | 1593 |
| The Citadel | 9 | 6 | 16 | 11 | 1777 | 1713 |
| William & Mary | 9 | 9 | 15 | 14 | 2110 | 2104 |
| Richmond | 8 | 8 | 14 | 12 | 1780 | 1777 |
| Davidson | 4 | 8 | 9 | 15 | 1466 | 1555 |
| Furman | 4 | 8 | 10 | 16 | 1970 | 2187 |
| Washington & Lee | 4 | 9 | 9 | 16 | 1726 | 1877 |
| VMI | 1 | 12 | 4 | 17 | 1357 | 1698 |

| 1958-59 | CONF | | ALL | | Pts | Opp |
|-------------------|------|----|-----|----|------|------|
| | W | L | W | L | | |
| West Virginia | 11 | 0 | 29 | 5 | 2884 | 2462 |
| Virginia Tech | 10 | 2 | 16 | 5 | 1758 | 1419 |
| The Citadel | 7 | 4 | 15 | 5 | 1354 | 1265 |
| William & Mary | 7 | 7 | 13 | 11 | 1730 | 1652 |
| Richmond | 6 | 8 | 11 | 11 | 1531 | 1658 |
| Furman | 5 | 7 | 14 | 12 | 1965 | 1965 |
| George Washington | 4 | 7 | 14 | 11 | 1938 | 1721 |
| Davidson | 2 | 8 | 9 | 15 | 1567 | 1556 |
| VMI | 2 | 11 | 5 | 13 | 1137 | 1350 |

| 1959-60 | CONF | | ALL | | Pts | Opp |
|-------------------|------|----|-----|----|------|------|
| | W | L | W | L | | |
| Virginia Tech | 12 | 1 | 20 | 6 | 2127 | 1847 |
| West Virginia | 9 | 2 | 26 | 5 | 2775 | 2351 |
| William & Mary | 10 | 5 | 15 | 11 | 1938 | 1914 |
| The Citadel | 8 | 4 | 15 | 8 | 1724 | 1533 |
| George Washington | 7 | 5 | 15 | 11 | 1999 | 1921 |
| Furman | 6 | 7 | 9 | 16 | 1915 | 2034 |
| VMI | 3 | 11 | 4 | 16 | 1615 | 2034 |
| Richmond | 2 | 12 | 7 | 18 | 1674 | 1938 |
| Davidson | 0 | 10 | 5 | 19 | 1551 | 1821 |

| 1960-61 | CONF | | ALL | | Pts | Opp |
|-------------------|------|----|-----|----|------|------|
| | W | L | W | L | | |
| West Virginia | 11 | 1 | 23 | 4 | 2325 | 2100 |
| Virginia Tech | 12 | 3 | 15 | 7 | 1854 | 1629 |
| The Citadel | 10 | 3 | 17 | 8 | 2017 | 1946 |
| William & Mary | 9 | 6 | 14 | 10 | 1801 | 1719 |
| Furman | 6 | 7 | 15 | 11 | 1910 | 1879 |
| Richmond | 5 | 11 | 9 | 14 | 1763 | 1846 |
| George Washington | 3 | 9 | 9 | 17 | 2073 | 2202 |
| VMI | 3 | 11 | 5 | 17 | 1694 | 1784 |
| Davidson | 2 | 10 | 9 | 14 | 1549 | 1606 |

| 1961-62 | CONF | | ALL | | Pts | Opp |
|-------------------|------|----|-----|----|------|------|
| | W | L | W | L | | |
| West Virginia | 12 | 1 | 24 | 6 | 2562 | 2221 |
| Virginia Tech | 9 | 3 | 19 | 6 | 2047 | 1831 |
| Furman | 8 | 5 | 15 | 12 | 2025 | 1999 |
| George Washington | 6 | 7 | 9 | 15 | 1752 | 1949 |
| Davidson | 5 | 6 | 14 | 11 | 1726 | 1744 |
| VMI | 6 | 8 | 9 | 11 | 1469 | 1559 |
| The Citadel | 4 | 8 | 8 | 15 | 1669 | 1734 |
| Richmond | 5 | 11 | 6 | 21 | 1812 | 2015 |
| William & Mary | 5 | 11 | 7 | 17 | 1633 | 1737 |

| 1962-63 | CONF | | ALL | | Pts | Opp |
|-------------------|------|----|-----|----|------|------|
| | W | L | W | L | | |
| West Virginia | 11 | 2 | 23 | 8 | 2554 | 2311 |
| Davidson | 8 | 3 | 20 | 7 | 2061 | 1777 |
| William & Mary | 10 | 5 | 15 | 9 | 1676 | 1551 |
| Furman | 9 | 6 | 14 | 14 | 1937 | 2018 |
| George Washington | 6 | 6 | 8 | 15 | 1618 | 1699 |
| Virginia Tech | 6 | 6 | 12 | 12 | 1758 | 1743 |
| VMI | 6 | 10 | 6 | 15 | 1544 | 1644 |
| Richmond | 3 | 13 | 7 | 18 | 1624 | 1851 |
| The Citadel | 2 | 10 | 3 | 20 | 1518 | 1802 |

| 1963-64 | CONF | | ALL | | Pts | Opp |
|-------------------|------|----|-----|----|------|------|
| | W | L | W | L | | |
| Davidson | 9 | 2 | 22 | 4 | 2322 | 1832 |
| West Virginia | 11 | 3 | 18 | 10 | 2178 | 2108 |
| Virginia Tech | 7 | 3 | 16 | 7 | 1813 | 1708 |
| VMI | 7 | 7 | 12 | 12 | 1783 | 1851 |
| Furman | 7 | 8 | 11 | 15 | 1652 | 1677 |
| George Washington | 5 | 7 | 11 | 15 | 2002 | 2067 |
| William & Mary | 5 | 9 | 9 | 13 | 1505 | 1475 |
| The Citadel | 4 | 8 | 11 | 10 | 1528 | 1527 |
| Richmond | 4 | 12 | 6 | 16 | 1498 | 1721 |

| 1964-65 | CONF | | ALL | | Pts | Opp |
|-------------------|------|----|-----|----|------|------|
| | W | L | W | L | | |
| Davidson | 12 | 0 | 24 | 2 | 2300 | 1843 |
| Virginia Tech | 8 | 3 | 13 | 10 | 1878 | 1775 |
| The Citadel | 8 | 5 | 13 | 11 | 1872 | 1814 |
| West Virginia | 8 | 6 | 14 | 15 | 2315 | 2322 |
| George Washington | 6 | 7 | 10 | 13 | 1728 | 1800 |
| William & Mary | 6 | 8 | 12 | 13 | 1667 | 1678 |
| Richmond | 6 | 10 | 10 | 16 | 1880 | 2012 |
| VMI | 5 | 9 | 8 | 13 | 1560 | 1612 |
| Furman | 1 | 13 | 6 | 19 | 1877 | 2066 |
| East Carolina | 0 | 0 | 12 | 10 | 1660 | 1646 |

| 1965-66 | CONF | | ALL | | Pts | Opp |
|-------------------|------|----|-----|----|------|------|
| | W | L | W | L | | |
| Davidson | 11 | 1 | 21 | 7 | 2403 | 2013 |
| West Virginia | 8 | 2 | 19 | 9 | 2423 | 2334 |
| William & Mary | 8 | 3 | 13 | 12 | 1770 | 1792 |
| Richmond | 9 | 7 | 12 | 13 | 2119 | 2170 |
| East Carolina | 5 | 7 | 11 | 15 | 2023 | 2035 |
| Furman | 4 | 8 | 9 | 17 | 1862 | 2220 |
| VMI | 5 | 11 | 5 | 18 | 1782 | 1880 |
| The Citadel | 4 | 9 | 7 | 16 | 1669 | 1795 |
| George Washington | 3 | 9 | 3 | 18 | 1584 | 1952 |

| 1966-67 | CONF | | ALL | | Pts | Opp |
|-------------------|------|----|-----|----|------|------|
| | W | L | W | L | | |
| West Virginia | 9 | 1 | 19 | 9 | 2442 | 2248 |
| Davidson | 8 | 4 | 15 | 12 | 2033 | 1971 |
| William & Mary | 8 | 5 | 14 | 11 | 1819 | 1802 |
| Richmond | 9 | 7 | 11 | 12 | 1844 | 1910 |
| The Citadel | 6 | 7 | 8 | 17 | 1974 | 2116 |
| George Washington | 5 | 7 | 6 | 18 | 1685 | 1876 |
| Furman | 4 | 6 | 9 | 15 | 1710 | 1884 |
| East Carolina | 4 | 8 | 7 | 17 | 1630 | 4837 |
| VMI | 4 | 12 | 5 | 16 | 1506 | 1593 |

| 1967-68 | CONF | | ALL | | Pts | Opp |
|-------------------|------|----|-----|----|------|------|
| | W | L | W | L | | |
| Davidson | 9 | 1 | 24 | 5 | 2334 | 1997 |
| West Virginia | 9 | 2 | 19 | 9 | 2260 | 2118 |
| The Citadel | 6 | 5 | 11 | 14 | 1779 | 1856 |
| VMI | 8 | 7 | 9 | 12 | 1575 | 1637 |
| Furman | 6 | 6 | 13 | 14 | 1892 | 2001 |
| Richmond | 7 | 8 | 12 | 13 | 2052 | 2140 |
| East Carolina | 6 | 7 | 9 | 16 | 1928 | 1987 |
| William & Mary | 4 | 10 | 6 | 18 | 1846 | 1996 |
| George Washington | 2 | 12 | 5 | 19 | 1586 | 1944 |

| 1968-69 | CONF | | ALL | | Pts | Opp |
|-------------------|------|----|-----|----|------|------|
| | W | L | W | L | | |
| Davidson | 9 | 0 | 27 | 3 | 2613 | 2209 |
| East Carolina | 9 | 2 | 17 | 11 | 2323 | 2259 |
| George Washington | 7 | 5 | 14 | 11 | 2115 | 2034 |
| Richmond | 6 | 8 | 13 | 14 | 2317 | 2336 |
| Furman | 5 | 6 | 9 | 17 | 1921 | 2105 |
| The Citadel | 5 | 8 | 13 | 12 | 1927 | 2036 |
| William & Mary | 3 | 8 | 6 | 20 | 1760 | 2075 |
| VMI | 3 | 11 | 5 | 18 | 1725 | 1874 |

| 1969-70 | CONF | | ALL | | Pts | Opp |
|-------------------|------|----|-----|----|------|------|
| | W | L | W | L | | |
| Davidson | 10 | 0 | 22 | 5 | 2265 | 1947 |
| East Carolina | 9 | 2 | 16 | 10 | 2124 | 1973 |
| George Washington | 6 | 4 | 12 | 15 | 2011 | 2117 |
| Furman | 5 | 6 | 13 | 13 | 1923 | 1951 |
| William & Mary | 5 | 7 | 11 | 16 | 2136 | 2219 |
| The Citadel | 4 | 8 | 8 | 16 | 1666 | 1818 |
| Richmond | 4 | 9 | 9 | 18 | 1976 | 2111 |
| VMI | 3 | 10 | 6 | 19 | 1605 | 1905 |

| 1970-71 | CONF | | ALL | | Pts | Opp |
|----------------|------|----|-----|----|------|------|
| | W | L | W | L | | |
| Davidson | 9 | 1 | 15 | 11 | 1860 | 1723 |
| William & Mary | 7 | 3 | 11 | 16 | 1952 | 2121 |
| East Carolina | 7 | 4 | 13 | 11 | 1902 | 1865 |
| The Citadel | 6 | 5 | 13 | 12 | 1840 | 1792 |
| Furman | 5 | 5 | 15 | 12 | 2182 | 2159 |
| Richmond | 3 | 9 | 7 | 21 | 2023 | 2270 |
| VMI | 1 | 11 | 1 | 25 | 1625 | 2123 |

| 1971-72 | CONF | | ALL | | Pts | Opp |
|-------------------|------|----|-----|----|------|------|
| | W | L | W | L | | |
| Davidson | 8 | 2 | 19 | 9 | 2326 | 2139 |
| Furman | 8 | 3 | 17 | 11 | 2592 | 2449 |
| William & Mary | 6 | 4 | 10 | 17 | 1950 | 2034 |
| East Carolina | 7 | 5 | 15 | 14 | 2187 | 2280 |
| The Citadel | 5 | 6 | 12 | 13 | 1945 | 1895 |
| Richmond | 3 | 9 | 3 | 19 | 1674 | 2040 |
| VMI | 2 | 10 | 6 | 19 | 1663 | 2071 |
| Appalachian State | 0 | 0 | 8 | 18 | 2065 | 2217 |

| 1972-73 | CONF | | ALL | | Pts | Opp |
|----------------|------|---|-----|----|------|------|
| | W | L | W | L | | |
| Davidson | 9 | 1 | 18 | 9 | 2295 | 2160 |
| Furman | 11 | 2 | 20 | 9 | 2500 | 2215 |
| East Carolina | 7 | 7 | 12 | 12 | 1845 | 1922 |
| The Citadel | 6 | 7 | 11 | 15 | 1764 | 1864 |
| William & Mary | 5 | 6 | 10 | 17 | 2043 | 2215 |
| Richmond | 5 | 9 | 8 | 16 | 1752 | 182 |



Conference Standings

2005-06 MEN'S BASKETBALL

| 1973-74 | CONF | | ALL | | Pts | Opp |
|-------------------|------|----|-----|----|------|------|
| | W | L | W | L | | |
| Furman | 11 | 1 | 22 | 9 | 2425 | 2247 |
| Richmond | 10 | 4 | 16 | 12 | 2096 | 2145 |
| Davidson | 7 | 3 | 18 | 9 | 2152 | 2065 |
| East Carolina | 8 | 6 | 13 | 12 | 1827 | 1807 |
| William & Mary | 5 | 6 | 9 | 18 | 1862 | 2072 |
| The Citadel | 4 | 9 | 10 | 14 | 1644 | 1655 |
| VMI | 3 | 9 | 6 | 18 | 1594 | 1683 |
| Appalachian State | 1 | 11 | 6 | 19 | 1752 | 2002 |

| 1974-75 | CONF | | ALL | | Pts | Opp |
|-------------------|------|----|-----|----|------|------|
| | W | L | W | L | | |
| Furman | 12 | 0 | 22 | 7 | 2402 | 2166 |
| East Carolina | 11 | 3 | 19 | 9 | 2348 | 2189 |
| William & Mary | 6 | 5 | 16 | 12 | 1908 | 1859 |
| Richmond | 7 | 7 | 10 | 16 | 2126 | 2284 |
| VMI | 6 | 6 | 13 | 13 | 2108 | 2061 |
| Davidson | 4 | 6 | 7 | 19 | 1930 | 2243 |
| The Citadel | 2 | 11 | 5 | 15 | 1606 | 1751 |
| Appalachian State | 1 | 11 | 3 | 23 | 1633 | 1995 |

| 1975-76 | CONF | | ALL | | Pts | Opp |
|-------------------|------|---|-----|----|------|------|
| | W | L | W | L | | |
| VMI | 9 | 3 | 22 | 10 | 2450 | 2164 |
| William & Mary | 8 | 3 | 15 | 13 | 2008 | 1935 |
| East Carolina | 7 | 7 | 11 | 15 | 1875 | 2047 |
| Richmond | 7 | 7 | 14 | 14 | 2131 | 2123 |
| Appalachian State | 6 | 6 | 13 | 14 | 1795 | 1963 |
| The Citadel | 6 | 7 | 10 | 17 | 2021 | 2110 |
| Furman | 5 | 7 | 9 | 18 | 2034 | 2224 |
| Davidson | 1 | 9 | 5 | 21 | 1906 | 2131 |

| 1976-77 | CONF | | ALL | | Pts | Opp |
|-------------------|------|---|-----|----|------|------|
| | W | L | W | L | | |
| Furman | 8 | 2 | 18 | 10 | 2347 | 2236 |
| VMI | 8 | 2 | 26 | 4 | 2421 | 2152 |
| Appalachian State | 8 | 4 | 17 | 12 | 1940 | 1968 |
| William & Mary | 7 | 4 | 16 | 14 | 2176 | 2012 |
| East Carolina | 3 | 9 | 10 | 18 | 1905 | 2028 |
| Davidson | 2 | 8 | 5 | 22 | 1597 | 1842 |
| The Citadel | 2 | 9 | 8 | 19 | 1882 | 2105 |
| Chattanooga | 0 | 0 | 27 | 5 | 2840 | 2449 |
| Western Carolina | 0 | 0 | 8 | 16 | 1732 | 1887 |
| Marshall | 0 | 0 | 8 | 19 | 2187 | 2376 |

| 1977-78 | CONF | | ALL | | Pts | Opp |
|-------------------|------|----|-----|----|------|------|
| | W | L | W | L | | |
| Appalachian State | 9 | 3 | 15 | 13 | 2223 | 2080 |
| VMI | 7 | 3 | 21 | 7 | 2247 | 2067 |
| Marshall | 8 | 5 | 14 | 15 | 2279 | 2245 |
| Furman | 7 | 5 | 19 | 11 | 2501 | 2292 |
| Chattanooga | 7 | 5 | 16 | 11 | 2219 | 2191 |
| Western Carolina | 4 | 8 | 7 | 19 | 1765 | 1924 |
| Davidson | 3 | 7 | 9 | 18 | 2171 | 2105 |
| The Citadel | 2 | 11 | 8 | 19 | 1982 | 2097 |

| 1978-79 | CONF | | ALL | | Pts | Opp |
|----------------------|------|---|-----|----|------|------|
| | W | L | W | L | | |
| Appalachian State | 11 | 3 | 23 | 6 | 2087 | 1843 |
| Furman | 9 | 3 | 20 | 9 | 2398 | 2112 |
| The Citadel | 10 | 4 | 20 | 7 | 2118 | 1889 |
| Western Carolina | 5 | 7 | 14 | 14 | 1928 | 4936 |
| Marshall | 5 | 8 | 11 | 16 | 2011 | 2068 |
| Davidson | 3 | 7 | 8 | 19 | 2075 | 2261 |
| Chattanooga | 3 | 8 | 14 | 13 | 1988 | 1986 |
| VMI | 2 | 8 | 12 | 15 | 2041 | 2151 |
| East Tennessee State | 0 | 0 | 16 | 11 | 2031 | 1933 |

| 1979-80 | CONF | | ALL | | Pts | Opp |
|----------------------|------|----|-----|----|------|------|
| | W | L | W | L | | |
| Furman | 14 | 1 | 23 | 7 | 2427 | 2220 |
| Marshall | 10 | 6 | 17 | 12 | 2131 | 2069 |
| Western Carolina | 9 | 7 | 17 | 10 | 2089 | 1887 |
| East Tennessee State | 8 | 7 | 15 | 13 | 2006 | 1905 |
| Chattanooga | 7 | 9 | 13 | 14 | 1859 | 1858 |
| Appalachian State | 6 | 10 | 12 | 16 | 1723 | 1760 |
| The Citadel | 6 | 10 | 14 | 13 | 1833 | 1876 |
| VMI | 6 | 10 | 11 | 16 | 1973 | 2043 |
| Davidson | 4 | 11 | 8 | 18 | 1861 | 1984 |

| 1980-81 | CONF | | ALL | | Pts | Opp |
|----------------------|------|----|-----|----|------|------|
| | W | L | W | L | | |
| Appalachian State | 11 | 5 | 20 | 9 | 1922 | 1831 |
| Davidson | 11 | 5 | 13 | 14 | 2107 | 2161 |
| Chattanooga | 11 | 5 | 21 | 9 | 2341 | 2111 |
| East Tennessee State | 9 | 7 | 13 | 14 | 1969 | 1908 |
| Western Carolina | 9 | 7 | 18 | 10 | 2252 | 2071 |
| Furman | 8 | 8 | 11 | 16 | 1961 | 2064 |
| Marshall | 8 | 8 | 18 | 10 | 2281 | 2163 |
| VMI | 3 | 13 | 4 | 23 | 1742 | 2083 |
| The Citadel | 2 | 14 | 9 | 17 | 1679 | 1767 |

| 1981-82 | CONF | | ALL | | Pts | Opp |
|----------------------|------|----|-----|----|------|------|
| | W | L | W | L | | |
| Chattanooga | 15 | 1 | 27 | 4 | 2258 | 1871 |
| Western Carolina | 11 | 5 | 19 | 8 | 2059 | 1827 |
| Davidson | 9 | 7 | 14 | 15 | 1785 | 1851 |
| East Tennessee State | 8 | 8 | 13 | 15 | 2256 | 2194 |
| Marshall | 8 | 8 | 16 | 11 | 2161 | 2079 |
| The Citadel | 7 | 9 | 14 | 14 | 1901 | 1933 |
| Furman | 7 | 9 | 11 | 16 | 1973 | 2013 |
| Appalachian State | 6 | 10 | 11 | 15 | 1630 | 1673 |
| VMI | 1 | 15 | 1 | 25 | 1611 | 2180 |

| 1982-83 | CONF | | ALL | | Pts | Opp |
|----------------------|------|----|-----|----|------|------|
| | W | L | W | L | | |
| Chattanooga | 15 | 1 | 26 | 4 | 2159 | 1864 |
| Marshall | 13 | 3 | 20 | 8 | 2212 | 1969 |
| East Tennessee State | 12 | 4 | 22 | 9 | 2298 | 2159 |
| Western Carolina | 9 | 7 | 17 | 12 | 2155 | 2016 |
| Davidson | 8 | 8 | 13 | 15 | 1783 | 1849 |
| The Citadel | 7 | 9 | 12 | 16 | 1816 | 1825 |
| Furman | 4 | 12 | 9 | 20 | 1752 | 1907 |
| Appalachian State | 3 | 13 | 6 | 21 | 1607 | 1809 |
| VMI | 1 | 15 | 2 | 25 | 1586 | 1994 |

| 1983-84 | CONF | | ALL | | Pts | Opp |
|----------------------|------|----|-----|----|------|------|
| | W | L | W | L | | |
| Marshall | 13 | 3 | 25 | 6 | 2601 | 2252 |
| Chattanooga | 12 | 4 | 24 | 7 | 2393 | 2043 |
| Western Carolina | 9 | 7 | 15 | 13 | 2174 | 2125 |
| Appalachian State | 8 | 8 | 13 | 16 | 1892 | 1966 |
| The Citadel | 8 | 8 | 14 | 14 | 2095 | 2070 |
| Furman | 7 | 9 | 12 | 17 | 1979 | 2072 |
| East Tennessee State | 6 | 10 | 9 | 19 | 1761 | 1954 |
| Davidson | 5 | 11 | 9 | 19 | 1731 | 1811 |
| VMI | 4 | 12 | 8 | 19 | 1640 | 1862 |

| 1984-85 | CONF | | ALL | | Pts | Opp |
|----------------------|------|----|-----|----|------|------|
| | W | L | W | L | | |
| Chattanooga | 14 | 2 | 24 | 8 | 2286 | 2124 |
| Marshall | 12 | 4 | 21 | 13 | 2559 | 2361 |
| The Citadel | 11 | 5 | 18 | 11 | 2247 | 2177 |
| Western Carolina | 8 | 8 | 14 | 14 | 2031 | 1960 |
| Appalachian State | 7 | 9 | 14 | 14 | 2017 | 1936 |
| VMI | 7 | 9 | 16 | 14 | 1863 | 1816 |
| Davidson | 6 | 10 | 10 | 20 | 2017 | 2078 |
| Furman | 4 | 12 | 7 | 21 | 1767 | 1900 |
| East Tennessee State | 3 | 13 | 9 | 18 | 1798 | 1979 |

| 1985-86 | CONF | | ALL | | Pts | Opp |
|----------------------|------|----|-----|----|------|------|
| | W | L | W | L | | |
| Chattanooga | 12 | 4 | 21 | 10 | 2232 | 2097 |
| Davidson | 10 | 6 | 20 | 11 | 2170 | 1974 |
| Marshall | 10 | 6 | 19 | 11 | 2285 | 2217 |
| Appalachian State | 9 | 7 | 17 | 12 | 1863 | 1900 |
| East Tennessee State | 8 | 8 | 13 | 16 | 2159 | 2191 |
| Western Carolina | 8 | 8 | 14 | 14 | 2022 | 2020 |
| The Citadel | 5 | 11 | 10 | 18 | 2054 | 2165 |
| Furman | 5 | 11 | 10 | 17 | 1783 | 1862 |
| VMI | 5 | 11 | 11 | 17 | 2004 | 2081 |

| 1986-87 | CONF | | ALL | | Pts | Opp |
|--------------------|------|----|-----|----|------|------|
| | W | L | W | L | | |
| Marshall | 15 | 1 | 25 | 6 | 2494 | 2258 |
| Chattanooga | 14 | 2 | 21 | 8 | 2166 | 2017 |
| Davidson | 12 | 4 | 20 | 10 | 2276 | 2059 |
| Furman | 10 | 6 | 17 | 12 | 2119 | 2061 |
| The Citadel | 6 | 10 | 13 | 15 | 2163 | 2115 |
| VMI | 5 | 11 | 11 | 17 | 1991 | 2122 |
| Western Carolina | 4 | 12 | 10 | 19 | 1979 | 2133 |
| Appalachian State | 3 | 13 | 7 | 21 | 1819 | 2050 |
| East Tennessee St. | 3 | 13 | 7 | 21 | 1948 | 2243 |

| 1987-88 | CONF | | ALL | | Pts | Opp |
|--------------------|------|----|-----|----|------|------|
| | W | L | W | L | | |
| Marshall | 14 | 2 | 24 | 8 | 2683 | 2427 |
| Furman | 11 | 5 | 18 | 10 | 2101 | 1980 |
| Davidson | 9 | 7 | 15 | 13 | 2068 | 2055 |
| East Tennessee St. | 9 | 7 | 14 | 15 | 2188 | 2285 |
| Appalachian State | 8 | 8 | 16 | 13 | 2210 | 2192 |
| Chattanooga | 8 | 8 | 20 | 13 | 2490 | 2390 |
| VMI | 6 | 10 | 13 | 17 | 2080 | 2188 |
| The Citadel | 5 | 11 | 8 | 20 | 2000 | 2247 |
| Western Carolina | 2 | 14 | 8 | 19 | 1976 | 2101 |

| 1988-89 | CONF | | ALL | | Pts | Opp |
|--------------------|------|----|-----|----|------|------|
| | W | L | W | L | | |
| Chattanooga | 10 | 4 | 18 | 12 | 2311 | 2303 |
| Furman | 9 | 5 | 17 | 12 | 2172 | 2216 |
| Appalachian State | 8 | 6 | 20 | 8 | 2130 | 1945 |
| East Tennessee St. | 7 | 7 | 20 | 11 | 2652 | 2550 |
| The Citadel | 7 | 7 | 16 | 12 | 2159 | 2045 |
| Marshall | 6 | 8 | 15 | 15 | 2530 | 2542 |
| VMI | 5 | 9 | 11 | 17 | 2138 | 2132 |
| Western Carolina | 4 | 10 | 12 | 16 | 1998 | 2023 |

| 1989-90 | CONF | | ALL | | Pts | Opp |
|--------------------|------|----|-----|----|------|------|
| | W | L | W | L | | |
| East Tennessee St. | 12 | 2 | 27 | 7 | 3032 | 2673 |
| Marshall | 9 | 5 | 15 | 13 | 2132 | 2061 |
| Appalachian State | 8 | 6 | 19 | 11 | 2452 | 2294 |
| VMI | 7 | 7 | 13 | 15 | 2239 | 2224 |
| Chattanooga | 7 | 7 | 14 | 14 | 2124 | 2109 |
| The Citadel | 5 | 9 | 12 | 16 | 2076 | 2179 |
| Furman | 5 | 9 | 15 | 16 | 2380 | 2419 |
| Western Carolina | 3 | 11 | 10 | 18 | 2086 | 2196 |



Conference Standings

2005-06 MEN'S BASKETBALL

| 1993-94 | CONF | | ALL | | Pts | Opp |
|----------------------|------|----|-----|----|------|------|
| | W | L | W | L | | |
| Chattanooga | 14 | 4 | 23 | 7 | 2451 | 2309 |
| Davidson | 13 | 5 | 22 | 8 | 2294 | 2113 |
| East Tennessee State | 13 | 5 | 16 | 14 | 2512 | 2430 |
| Appalachian State | 12 | 6 | 16 | 11 | 2070 | 2055 |
| Georgia Southern | 9 | 9 | 14 | 14 | 2111 | 2101 |
| Western Carolina | 8 | 10 | 12 | 16 | 2048 | 2105 |
| Marshall | 7 | 11 | 9 | 18 | 1990 | 2219 |
| The Citadel | 6 | 12 | 11 | 16 | 1871 | 1873 |
| Furman | 6 | 12 | 10 | 18 | 1939 | 2104 |
| VMI | 2 | 16 | 5 | 23 | 1807 | 2059 |

| 1994-95 | CONF | | ALL | | Pts | Opp |
|--------------------|------|----|-----|----|------|------|
| | W | L | W | L | | |
| Marshall | 10 | 4 | 18 | 9 | 2279 | 2095 |
| East Tennessee St. | 9 | 5 | 14 | 14 | 2217 | 2205 |
| Davidson | 7 | 7 | 14 | 13 | 2004 | 1935 |
| VMI | 6 | 8 | 10 | 17 | 2154 | 2370 |
| Appalachian State | 4 | 10 | 9 | 20 | 1251 | 2285 |

| South Division | CONF | | ALL | | Pts | Opp |
|------------------|------|----|-----|----|------|------|
| | W | L | W | L | | |
| Chattanooga | 11 | 3 | 19 | 11 | 2294 | 2170 |
| Western Carolina | 8 | 6 | 14 | 14 | 2103 | 2160 |
| The Citadel | 6 | 8 | 11 | 16 | 1837 | 1938 |
| Furman | 6 | 8 | 10 | 17 | 1820 | 1862 |
| Georgia Southern | 3 | 11 | 8 | 20 | 1892 | 2095 |

| 1995-96 | CONF | | ALL | | Pts | Opp |
|---------------------|------|----|-----|----|------|------|
| | W | L | W | L | | |
| Davidson | 14 | 0 | 25 | 5 | 2618 | 2047 |
| VMI | 10 | 4 | 18 | 10 | 2359 | 2228 |
| Marshall | 8 | 6 | 17 | 11 | 2560 | 2351 |
| #East Tennessee St. | 3 | 11 | 7 | 20 | 1992 | 2210 |
| Appalachian State | 3 | 11 | 8 | 21 | 2027 | 2310 |

#won tiebreaker to earn fourth place

| South Division | CONF | | ALL | | Pts | Opp |
|------------------|------|----|-----|----|------|------|
| | W | L | W | L | | |
| Western Carolina | 10 | 4 | 17 | 13 | 2415 | 2397 |
| Chattanooga | 9 | 5 | 15 | 12 | 1977 | 1827 |
| Furman | 6 | 8 | 10 | 17 | 1982 | 2128 |
| The Citadel | 5 | 9 | 10 | 16 | 1795 | 1958 |
| Georgia Southern | 2 | 12 | 3 | 23 | 1470 | 1825 |

| 1996-97 | CONF | | ALL | | Pts | Opp |
|----------------------|------|----|-----|----|------|------|
| | W | L | W | L | | |
| Marshall | 10 | 4 | 20 | 9 | 2314 | 2172 |
| Davidson | 10 | 4 | 18 | 10 | 2105 | 1911 |
| Appalachian State | 8 | 6 | 14 | 14 | 1990 | 1953 |
| VMI | 7 | 7 | 12 | 16 | 2170 | 2187 |
| East Tennessee State | 2 | 12 | 7 | 20 | 1616 | 1961 |

| South Division | CONF | | ALL | | Pts | Opp |
|------------------|------|----|-----|----|------|------|
| | W | L | W | L | | |
| Chattanooga | 11 | 3 | 24 | 11 | 2674 | 2281 |
| Western Carolina | 7 | 7 | 14 | 13 | 1990 | 2011 |
| The Citadel | 6 | 8 | 13 | 14 | 1932 | 1857 |
| Georgia Southern | 5 | 9 | 10 | 18 | 1722 | 2015 |
| Furman | 4 | 10 | 10 | 17 | 1796 | 1850 |

| 1997-98 | CONF | | ALL | | Pts | Opp |
|----------------------|------|---|-----|----|------|------|
| | W | L | W | L | | |
| Davidson | 13 | 2 | 20 | 10 | 2138 | 1987 |
| Appalachian State | 13 | 2 | 21 | 8 | 2089 | 1913 |
| VMI | 8 | 7 | 14 | 13 | 2032 | 2027 |
| Western Carolina | 6 | 9 | 12 | 15 | 1965 | 1979 |
| East Tennessee State | 6 | 9 | 11 | 16 | 1772 | 1808 |
| UNC Greensboro | 6 | 9 | 9 | 19 | 1783 | 1986 |

| South Division | CONF | | ALL | | Pts | Opp |
|------------------|------|----|-----|----|------|------|
| | W | L | W | L | | |
| Chattanooga | 7 | 7 | 13 | 15 | 1761 | 1809 |
| Wofford | 6 | 8 | 9 | 18 | 1746 | 1892 |
| The Citadel | 6 | 8 | 15 | 13 | 1816 | 1741 |
| Furman | 5 | 9 | 9 | 20 | 1787 | 1954 |
| Georgia Southern | 4 | 10 | 10 | 18 | 1824 | 1909 |

| 1998-99 | CONF | | ALL | | Pts | Opp |
|----------------------|------|----|-----|----|------|------|
| | W | L | W | L | | |
| Appalachian State | 13 | 3 | 21 | 8 | 2168 | 1916 |
| Davidson | 11 | 5 | 16 | 11 | 2058 | 1844 |
| East Tennessee State | 9 | 7 | 17 | 11 | 2027 | 1937 |
| VMI | 9 | 7 | 12 | 15 | 1897 | 2020 |
| UNC Greensboro | 5 | 11 | 7 | 20 | 1756 | 1998 |
| Western Carolina | 2 | 14 | 8 | 21 | 1854 | 2292 |

| South Division | CONF | | ALL | | Pts | Opp |
|--------------------|------|----|-----|----|------|------|
| | W | L | W | L | | |
| Coll of Charleston | 16 | 0 | 28 | 3 | 2258 | 1834 |
| Chattanooga | 9 | 7 | 16 | 12 | 1898 | 1820 |
| Wofford | 8 | 8 | 11 | 16 | 1875 | 1912 |
| Georgia Southern | 6 | 10 | 11 | 17 | 1793 | 1862 |
| Furman | 5 | 11 | 12 | 16 | 1878 | 1942 |
| The Citadel | 3 | 13 | 9 | 18 | 1576 | 1678 |

| 1999-2000 | CONF | | ALL | | Pts | Opp |
|----------------------|------|----|-----|----|------|------|
| | W | L | W | L | | |
| Appalachian State | 13 | 3 | 23 | 9 | 2530 | 2228 |
| Davidson | 10 | 6 | 15 | 13 | 2068 | 1973 |
| UNC Greensboro | 9 | 7 | 15 | 13 | 2007 | 2024 |
| East Tennessee State | 8 | 8 | 14 | 15 | 2003 | 2057 |
| Western Carolina | 7 | 9 | 14 | 14 | 2150 | 2248 |
| VMI | 1 | 15 | 6 | 23 | 2053 | 2247 |

| South Division | CONF | | ALL | | Pts | Opp |
|--------------------|------|----|-----|----|------|------|
| | W | L | W | L | | |
| Coll of Charleston | 13 | 3 | 24 | 6 | 2035 | 1759 |
| Georgia Southern | 10 | 6 | 16 | 12 | 2158 | 2209 |
| Wofford | 8 | 8 | 14 | 16 | 2078 | 2184 |
| Chattanooga | 6 | 10 | 10 | 19 | 2018 | 2102 |
| The Citadel | 5 | 10 | 9 | 20 | 1891 | 2109 |
| Furman | 5 | 10 | 14 | 18 | 2252 | 2190 |

| 2000-01 | CONF | | ALL | | Pts | Opp |
|----------------------|------|----|-----|----|------|------|
| | W | L | W | L | | |
| East Tennessee State | 13 | 3 | 18 | 10 | 2034 | 1825 |
| UNC Greensboro | 10 | 6 | 19 | 12 | 2282 | 2230 |
| Appalachian State | 7 | 9 | 11 | 20 | 2005 | 2186 |
| Davidson | 7 | 9 | 15 | 17 | 2208 | 2238 |
| VMI | 5 | 11 | 9 | 19 | 1905 | 2039 |
| Western Carolina | 3 | 13 | 6 | 25 | 2030 | 2341 |

| South Division | CONF | | ALL | | Pts | Opp |
|--------------------|------|----|-----|----|------|------|
| | W | L | W | L | | |
| Coll of Charleston | 12 | 4 | 22 | 7 | 1942 | 1739 |
| Chattanooga | 9 | 7 | 17 | 13 | 2195 | 2094 |
| The Citadel | 9 | 7 | 16 | 12 | 1927 | 1854 |
| Georgia Southern | 9 | 7 | 15 | 15 | 2296 | 2261 |
| Wofford | 7 | 9 | 12 | 16 | 1990 | 1928 |
| Furman | 5 | 11 | 10 | 16 | 1730 | 1725 |

| 2001-02 | CONF | | ALL | | Pts | Opp |
|----------------------|------|----|-----|----|------|------|
| | W | L | W | L | | |
| Davidson | 11 | 5 | 21 | 9 | 2192 | 2046 |
| UNC Greensboro | 11 | 5 | 20 | 10 | 2238 | 2122 |
| East Tennessee State | 11 | 5 | 18 | 10 | 2281 | 2039 |
| Western Carolina | 6 | 10 | 12 | 16 | 2180 | 2177 |
| Appalachian State | 5 | 11 | 10 | 18 | 2140 | 2211 |
| VMI | 5 | 11 | 10 | 18 | 2141 | 2300 |

| South Division | CONF | | ALL | | Pts | Opp |
|--------------------|------|----|-----|----|------|------|
| | W | L | W | L | | |
| Coll of Charleston | 9 | 7 | 21 | 9 | 2082 | 1824 |
| Georgia Southern | 9 | 7 | 16 | 12 | 2230 | 2088 |
| Chattanooga | 9 | 7 | 16 | 14 | 2195 | 2115 |
| The Citadel | 8 | 8 | 17 | 12 | 2115 | 1980 |
| Furman | 7 | 9 | 17 | 14 | 2143 | 2046 |
| Wofford | 5 | 11 | 11 | 18 | 1939 | 2002 |

| 2002-03 | CONF | | ALL | | Pts | Opp |
|----------------------|------|----|-----|----|------|------|
| | W | L | W | L | | |
| Davidson | 11 | 5 | 17 | 10 | 2180 | 1920 |
| East Tennessee State | 11 | 5 | 20 | 11 | 2543 | 2332 |
| Appalachian State | 11 | 5 | 19 | 10 | 2434 | 2309 |
| Western Carolina | 6 | 10 | 9 | 19 | 2044 | 2108 |
| VMI | 3 | 13 | 10 | 20 | 1952 | 2147 |
| UNC Greensboro | 3 | 13 | 7 | 22 | 2042 | 2193 |

| South Division | CONF | | ALL | | Pts | Opp |
|--------------------|------|----|-----|----|------|------|
| | W | L | W | L | | |
| Coll of Charleston | 13 | 3 | 25 | 8 | 2461 | 2233 |
| Chattanooga | 11 | 5 | 21 | 9 | 2435 | 2221 |
| Wofford | 8 | 8 | 14 | 15 | 2209 | 2142 |
| Furman | 8 | 8 | 14 | 17 | 2047 | 2053 |
| Georgia Southern | 8 | 8 | 16 | 13 | 2226 | 2207 |
| The Citadel | 3 | 13 | 8 | 20 | 1858 | 1933 |

| 2003-04 | CONF | | ALL | | Pts | Opp |
|----------------------|------|----|-----|----|------|------|
| | W | L | W | L | | |
| East Tennessee State | 15 | 1 | 27 | 6 | 2618 | 2291 |
| Chattanooga | 10 | 6 | 19 | 11 | 2463 | 2260 |
| Elon | 7 | 9 | 12 | 18 | 2067 | 2200 |
| UNC Greensboro | 7 | 9 | 11 | 17 | 2043 | 2103 |
| Western Carolina | 6 | 10 | 13 | 15 | 2092 | 1966 |
| Appalachian State | 4 | 12 | 9 | 21 | 2091 | 2170 |

| South Division | CONF | | ALL | | Pts | Opp |
|--------------------|------|----|-----|----|------|------|
| | W | L | W | L | | |
| Georgia Southern | 11 | 5 | 21 | 8 | 2337 | 2066 |
| Davidson | 11 | 5 | 17 | 12 | 2119 | 2054 |
| Coll of Charleston | 11 | 5 | 20 | 9 | 2134 | 1966 |
| Furman | 8 | 8 | 17 | 12 | 2123 | 1940 |
| Wofford | 4 | 12 | 9 | 20 | 2118 | 2266 |
| The Citadel | 2 | 14 | 6 | 22 | 1640 | 2003 |

| 2004-2005 | CONF | | ALL | | Pts | Opp |
|--------------------|------|----|-----|----|------|------|
| | W | L | W | L | | |
| Chattanooga | 10 | 6 | 20 | 11 | 2253 | 2034 |
| UNC Greensboro | 9 | 7 | 18 | 12 | 2710 | 2186 |
| Appalachian State | 9 | 7 | 18 | 12 | 2192 | 2070 |
| Elon | 5 | 11 | 8 | 23 | 1868 | 2090 |
| East Tennessee St. | 4 | 12 | 10 | 19 | 2228 | 2283 |
| Western Carolina | 3 | 13 | 8 | 22 | 2094 | 2259 |

| South Division | CONF | | ALL | | Pts | Opp |
|---------------------|------|----|-----|----|------|------|
| | W | L | W | L | | |
| Davidson | 16 | 0 | 23 | 9 | 2316 | 2102 |
| Coll. of Charleston | 10 | 6 | 18 | 10 | 2018 | 1897 |
| Georgia Southern | 10 | 6 | 18 | 13 | 2506 | 2331 |
| Furman | 9 | 7 | 16 | 13 | 2120 | 1903 |
| Wofford | 7 | 9 | 14 | 14 | 2040 | 1961 |
| The Citadel | 4 | 12 | 12 | 16 | 1868 | 1953 |



Regular Season Champions

2005-06 MEN'S BASKETBALL

| Year | School | W-L | Pct | Year | School | W-L | Pct | Year | School | W-L | Pct |
|---------|----------------------|------|-------|---------|----------------------|------|-------|---------|---------------------------|------|-------|
| 1928-29 | Washington & Lee | 7-1 | .875 | 1964-65 | Davidson | 12-0 | 1.000 | 1995-96 | North — Davidson | 14-0 | 1.000 |
| 1929-30 | Alabama | 10-0 | 1.000 | 1965-66 | Davidson | 11-1 | .917 | | South — Western Carolina | 10-4 | .714 |
| 1930-31 | Georgia | 15-1 | .938 | 1966-67 | West Virginia | 9-1 | .900 | 1996-97 | North — Marshall | 10-4 | .714 |
| 1931-32 | Kentucky | 9-1 | .900 | 1967-68 | Davidson | 9-1 | .900 | | North — Davidson | 10-4 | .714 |
| | and Maryland | 9-1 | .900 | 1968-69 | Davidson | 9-0 | 1.000 | | South — Chattanooga | 11-3 | .786 |
| 1932-33 | South Carolina | 3-0 | 1.000 | 1969-70 | Davidson | 10-0 | 1.000 | 1997-98 | North — Davidson | 13-2 | .867 |
| 1933-34 | South Carolina | 6-0 | 1.000 | 1970-71 | Davidson | 9-1 | .900 | | North — Appalachian St. | 13-2 | .867 |
| 1934-35 | North Carolina | 12-1 | .923 | 1971-72 | Davidson | 8-2 | .800 | | South — Chattanooga | 7-7 | .500 |
| 1935-36 | Washington & Lee | 10-0 | 1.000 | 1972-73 | Davidson | 9-1 | .900 | 1998-99 | North — Appalachian St. | 13-3 | .813 |
| 1936-37 | Washington & Lee | 11-1 | .917 | 1973-74 | Furman | 11-1 | .917 | | South — Col of Charleston | 16-0 | 1.000 |
| 1937-38 | North Carolina | 13-3 | .813 | 1974-75 | Furman | 12-0 | 1.000 | 1999-00 | North — Appalachian St. | 13-3 | .813 |
| 1938-39 | Wake Forest | 15-3 | .833 | 1975-76 | VMI | 9-3 | .750 | | South — Col of Charleston | 13-3 | .813 |
| 1939-40 | Duke | 13-2 | .867 | 1976-77 | Furman | 8-2 | .800 | 2000-01 | North — East Tenn. St. | 13-3 | .813 |
| 1940-41 | North Carolina | 14-1 | .933 | | and VMI | 8-2 | .800 | | South — Col of Charleston | 12-4 | .750 |
| 1941-42 | Duke | 15-1 | .938 | 1977-78 | Appalachian State | 9-3 | .750 | 2001-02 | North — Davidson | 11-5 | .688 |
| 1942-43 | Duke | 12-1 | .923 | 1978-79 | Appalachian State | 11-3 | .786 | | UNCG | 11-5 | .688 |
| 1943-44 | North Carolina | 9-1 | .900 | 1979-80 | Furman | 14-1 | .933 | | East Tenn. St. | 11-5 | .688 |
| 1944-45 | South Carolina | 9-0 | 1.000 | 1980-81 | Appalachian State | 11-5 | .688 | | South — Col of Charleston | 9-7 | .562 |
| 1945-46 | North Carolina | 13-1 | .929 | | Davidson and | 11-5 | .688 | | Georgia So. | 9-7 | .562 |
| 1946-47 | North Carolina State | 11-2 | .846 | | Chattanooga | 11-5 | .688 | | Chattanooga | 9-7 | .562 |
| 1947-48 | North Carolina State | 12-0 | 1.000 | 1981-82 | Chattanooga | 15-1 | .938 | 2002-03 | North — Davidson | 11-5 | .688 |
| 1948-49 | North Carolina State | 14-1 | .933 | 1982-83 | Chattanooga | 15-1 | .938 | | East Tenn. St. | 11-5 | .688 |
| 1949-50 | North Carolina State | 12-2 | .857 | 1983-84 | Marshall | 13-3 | .813 | | Appalachian St. | 11-5 | .688 |
| 1950-51 | North Carolina State | 13-1 | .929 | 1984-85 | Chattanooga | 14-2 | .875 | | South — Col of Charleston | 13-3 | .812 |
| 1951-52 | West Virginia | 15-1 | .938 | 1985-86 | Chattanooga | 12-4 | .750 | 2003-04 | North — East Tenn. St. | 15-1 | .938 |
| 1952-53 | North Carolina State | 13-3 | .813 | 1986-87 | Marshall | 15-1 | .938 | | Appalachian St. | 11-5 | .688 |
| 1953-54 | George Washington | 10-0 | 1.000 | 1987-88 | Marshall | 14-2 | .875 | | South — Ga. Southern | 11-5 | .688 |
| 1954-55 | West Virginia | 9-1 | .900 | 1988-89 | Chattanooga | 10-4 | .714 | | Davidson | 11-5 | .688 |
| 1955-56 | George Washington | 10-2 | .833 | 1989-90 | East Tennessee State | 12-2 | .857 | | Col of Charleston | 11-5 | .688 |
| | and West Virginia | 10-2 | .833 | 1990-91 | East Tennessee State | 11-3 | .786 | 2004-05 | North-Davidson | 16-0 | 1.000 |
| 1956-57 | West Virginia | 12-0 | 1.000 | | Furman and | 11-3 | .786 | | South-Col. of Charleston | 10-6 | .625 |
| 1957-58 | West Virginia | 12-0 | 1.000 | | Chattanooga | 11-3 | .786 | | South-Georgia Southern | 10-6 | .625 |
| 1958-59 | West Virginia | 11-0 | 1.000 | 1991-92 | East Tennessee State | 12-2 | .857 | | | | |
| 1959-60 | Virginia Tech | 12-1 | .923 | | and Chattanooga | 12-2 | .857 | | | | |
| 1960-61 | West Virginia | 11-1 | .917 | 1992-93 | Chattanooga | 16-2 | .889 | | | | |
| 1961-62 | West Virginia | 12-1 | .923 | 1993-94 | Chattanooga | 14-4 | .778 | | | | |
| 1962-63 | West Virginia | 11-2 | .846 | 1994-95 | North — Marshall | 10-4 | .714 | | | | |
| 1963-64 | Davidson | 9-2 | .818 | | South — Chattanooga | 11-3 | .786 | | | | |

REGULAR-SEASON CHAMPIONSHIP PROFILE

Southern Conference Regular-Season Divisional Championships Won Outright (14) – Chattanooga 4 (1995, '97, '98, 2005); College of Charleston 4 (1999, 2000, '01, '03); Appalachian State 2 (1999, 2000); Davidson 2 (1996, 2005); Marshall 1 (1995); Western Carolina 1 (1996); ETSU 2 (2001, 2004)

Southern Conference Regular-Season Divisional Championships Shared (6) – Georgia Southern, Davidson, College of Charleston 1 (South, 2004); Davidson, UNC Greensboro, East Tennessee State 1 (North 2002); Davidson, East Tennessee State, Appalachian State 1 (North 2003); College of Charleston, Georgia Southern, Chattanooga 1 (South 2002); Appalachian State and Davidson 1 (North 1998), Marshall and Davidson 1 (North 1997)

Southern Conference Regular-Season Championships Won Outright By Current League Members (22) – Davidson 9 (1964, '65, '66, '68, '69, '70, '71, '72, '73); Chattanooga 7 (1982, '83, '85, '86, '89, '93, '94); Furman 3 (1974, '75, '80); Appalachian State 2 (1978, '79); East Tennessee State 1 (1990);

Championships Shared By Current League Members (4) – Furman and VMI (1977); Appalachian State and Chattanooga with Davidson (1981); East Tennessee State and Furman with Chattanooga (1991); East Tennessee State and Chattanooga (1992)

Championships Won Outright By Former League Members (38) – West Virginia 9 (1952, '55, '57, '58, '59, '61, '62, '63, '67.); North Carolina State 6 (1947, '48, '49, '50, '51, '53); North Carolina 5 (1935, '38, '41, '44, '46); Duke 3 (1940, '42, '43); Marshall 3 (1984, '87, '88); South Carolina 3 (1933, '34, '45); Washington & Lee 3 (1929, '36, '37); Alabama 1 (1930); George Washington 1 (1954); Virginia Tech 1 (1960); Wake Forest 1 (1939); VMI 1 (1976)

Championships Shared By Former League Members (2) – Kentucky and Maryland (1932); George Washington and West Virginia (1956)

Championship Breakdown By School – Alabama 1 (outright); Appalachian State 6 (2 outright, 2 divisional, 1 shared, 2 shared divisional); College of Charleston 6 (6 divisional, 2 shared); Davidson 17 (9 outright, 1 shared, 2 divisional, 5 shared divisional); East Tennessee State 6 (1 outright, 2 shared, 1 outright divisional, 2 shared divisional); Furman 5 (3 outright, 2 shared); George Washington 2 (1 outright, 1 shared); Georgia 1 (outright); Georgia Southern 2 (shared divisional); Kentucky 1 (shared); Marshall 5 (3 outright, 1 divisional, 1 shared divisional); Maryland 1 (shared); North Carolina 4 (all outright); UNC Greensboro 1 (shared divisional); North Carolina State 6 (all outright); South Carolina 3 (all outright); Chattanooga 14 (9 outright, 2 shared, 4 divisional, 1 shared divisional); VMI 2 (1 outright, 1 shared); Virginia Tech 1(outright); Wake Forest 1 (outright); Washington & Lee 3 (all outright); West Virginia 10 (9 outright, 1 shared); Western Carolina 1 (divisional)

Most Consecutive Championships – 6 by Davidson (1968-73)

Most Championships Won – 15 by Davidson and Chattanooga

Most Consecutive Divisional Titles – 7 by College of Charleston (1999-2004)

Most Consecutive Divisional Championships – 5 by College of Charleston (1999-2003)

Number Of Undeclared Seasons (17) – Most recently 16-0 record by Davidson in 2005

Tournament Champions

2005-06 MEN'S BASKETBALL

| Year | School | Score | Runner-up |
|------|----------------------|--------|----------------------|
| 1921 | Kentucky | 20-19 | Georgia |
| 1922 | North Carolina | 29-14 | Mercer |
| 1923 | Mississippi State | 31-21 | Chattanooga |
| 1924 | North Carolina | 26-18 | Alabama |
| 1925 | North Carolina | 36-28 | Tulane |
| 1926 | North Carolina | 37-23 | Mississippi State |
| 1927 | Vanderbilt | 46-44 | Georgia |
| 1928 | Mississippi | 32-31 | Auburn |
| 1929 | North Carolina State | 44-35 | Duke |
| 1930 | Alabama | 31-24 | Duke |
| 1931 | Maryland | 29-27 | Kentucky |
| 1932 | Georgia | 26-24 | North Carolina |
| 1933 | South Carolina | 33-21 | Duke |
| 1934 | Washington & Lee | 30-29 | Duke |
| 1935 | North Carolina | 35-27 | Washington & Lee |
| 1936 | North Carolina | 50-45 | Washington & Lee |
| 1937 | Washington & Lee | 44-33 | North Carolina |
| 1938 | Duke | 40-30 | Clemson |
| 1939 | Clemson | 39-27 | Maryland |
| 1940 | North Carolina | 39-23 | Duke |
| 1941 | Duke | 53-30 | South Carolina |
| 1942 | Duke | 45-34 | North Carolina State |
| 1943 | George Washington | 56-40 | Duke |
| 1944 | Duke | 44-27 | North Carolina |
| 1945 | North Carolina | 49-38 | Duke |
| 1946 | Duke | 49-30 | Wake Forest |
| 1947 | North Carolina State | 50-48 | North Carolina |
| 1948 | North Carolina State | 58-50 | Duke |
| 1949 | North Carolina State | 55-39 | George Washington |
| 1950 | North Carolina State | 67-47 | Duke |
| 1951 | North Carolina State | 67-63 | Duke |
| 1952 | North Carolina State | 77-68 | Duke |
| 1953 | Wake Forest | 71-70 | North Carolina State |
| 1954 | George Washington | 83-70 | Richmond |
| 1955 | West Virginia | 58-48 | George Washington |
| 1956 | West Virginia | 58-56 | Richmond |
| 1957 | West Virginia | 67-52 | Washington & Lee |
| 1958 | West Virginia | 74-58 | William & Mary |
| 1959 | West Virginia | 85-66 | The Citadel |
| 1960 | West Virginia | 82-72 | Virginia Tech |
| 1961 | George Washington | 93-82 | William & Mary |
| 1962 | West Virginia | 88-72 | Virginia Tech |
| 1963 | West Virginia | 79-74 | Davidson |
| 1964 | VMI | 61-56 | George Washington |
| 1965 | West Virginia | 70-57 | William & Mary |
| 1966 | Davidson | 80-69 | West Virginia |
| 1967 | West Virginia | 81-65 | Davidson |
| 1968 | Davidson | 87-70 | West Virginia |
| 1969 | Davidson | 102-76 | East Carolina |
| 1970 | Davidson | 81-61 | Richmond |
| 1971 | Furman | 68-61 | Richmond |
| 1972 | East Carolina | 77-75 | Furman |
| 1973 | Furman | 99-81 | Davidson |
| 1974 | Furman | 62-60 | Richmond |
| 1975 | Furman | 66-55 | William & Mary |
| 1976 | VMI | 41-33 | Richmond |
| 1977 | VMI | 69-67 | Appalachian State |
| 1978 | Furman | 69-53 | Marshall |
| 1979 | Appalachian State | 86-83 | Furman |
| 1980 | Furman | 80-62 | Marshall |
| 1981 | Chattanooga | 59-55 | Appalachian State |

| Year | School | Score | Runner-up |
|------|-----------------------|-------------|-----------------------|
| 1982 | Chattanooga | 69-58 | Davidson |
| 1983 | Chattanooga | 70-62 | East Tennessee State |
| 1984 | Marshall | 111-107 2OT | Chattanooga |
| 1985 | Marshall | 70-65 | VMI |
| 1986 | Davidson | 42-40 | Chattanooga |
| 1987 | Marshall | 66-64 | Davidson |
| 1988 | Chattanooga | 75-61 | VMI |
| 1989 | East Tennessee State | 96-73 | Marshall |
| 1990 | East Tennessee State | 96-75 | Appalachian State |
| 1991 | East Tennessee State | 101-82 | Appalachian State |
| 1992 | East Tennessee State | 74-62 | Chattanooga |
| 1993 | Chattanooga | 86-75 | East Tennessee State |
| 1994 | Chattanooga | 65-64 | Davidson |
| 1995 | Chattanooga | 63-61 | Western Carolina |
| 1996 | Western Carolina | 69-60 | Davidson |
| 1997 | Chattanooga | 71-70 OT | Marshall |
| 1998 | Davidson | 66-62 | Appalachian State |
| 1999 | College of Charleston | 77-67 | Appalachian State |
| 2000 | Appalachian State | 68-56 | College of Charleston |
| 2001 | UNC Greensboro | 67-66 | Chattanooga |
| 2002 | Davidson | 62-57 | Furman |
| 2003 | East Tennessee State | 97-90 | Chattanooga |
| 2004 | East Tennessee State | 78-62 | Chattanooga |
| 2005 | Chattanooga | 66-62 | UNC Greensboro |

TOURNAMENT CHAMPIONSHIP PROFILE

Southern Conference Tournament Championships Won By Current League Members (32)—Chattanooga 8 (1981, '82, '83, '88, '93, '94, '95, '97, '05); Davidson 7 (1966, '68, '69, '70, '86, '98, '02); Furman 6 (1971, '73, '74, '75, '78, '80); East Tennessee State 6 (1989, '90, '91, '92, '03, '04); Appalachian State 2 (1979, 2000); College of Charleston 1 (1999); Western Carolina 1 (1996); UNC Greensboro 1 (2001)

Tournament Championships Won By Former League Members (52)—West Virginia 10 (1955, '56, '57, '58, '59, '60, '62, '63, '65, '67); North Carolina 8 (1922, '24, '25, '26, '35, '36, '40, '45); North Carolina State 7 (1929, '47, '48, '49, '50, '51, '52); Duke 5 (1938, '41, '42, '44, '46); VMI 3 (1964, '76, '77); George Washington 3 (1943, '54, '61); Marshall 3 (1984, '85, '87); Washington & Lee 2 (1934, '37); Alabama 1 (1930); Clemson 1 (1939); East Carolina 1 (1972); Georgia 1 (1932); Kentucky 1 (1921); Maryland 1 (1931); Mississippi 1 (1928); Mississippi State 1 (1923); South Carolina 1 (1933); Vanderbilt 1 (1927); Wake Forest 1 (1953)

Tournament Championship Breakdown By School—Alabama 1, Appalachian State 2, College of Charleston 1, Clemson 1, Davidson 7, Duke 5, East Carolina 1, East Tennessee State 6, Furman 6, George Washington 3, Georgia 1, Kentucky 1, Marshall 3, Maryland 1, Mississippi 1, Mississippi State 1, North Carolina 8, North Carolina State 7, South Carolina 1, Chattanooga 9, UNC Greensboro 1, Vanderbilt 1, VMI 3, Wake Forest 1, Washington & Lee 2, West Virginia 10, Western Carolina 1

Most Consecutive Tournament Championships Won By One School—6 by North Carolina State (1947-52) and West Virginia (1955-60)

Most Tournament Championships Won By One School—10 by West Virginia

1922 (at Atlanta, GA)
FIRST ROUND

Vanderbilt 37, The Citadel 22
 Newberry 32, Auburn 21
 Tulane 31, Clemson 20
 North Carolina 35, Howard 22
 Kentucky 42, Georgetown (KY) 21
 Chattanooga 57, Furman 30
 Georgia 43, Oglethorpe 12
 Mercer 32, Centre 27

SECOND ROUND

North Carolina 32, Newberry 27
 Georgia Tech 34, Mississippi State 30
 South Carolina 34, Wofford 18
 Tennessee 19, Mississippi College 18
 Chattanooga 25, Tulane 11
 Mercer 35, Kentucky 22
 Georgia 27, Vanderbilt 26

QUARTERFINALS

Alabama 29, Tennessee 25
 Georgia Tech 34, South Carolina 23
 Mercer 25, Chattanooga 18
 North Carolina 33, Georgia 25

SEMIFINALS

North Carolina 20, Alabama 11
 Mercer 29, Georgia Tech 14

CONSOLATION

Georgia Tech 33, Alabama 25

CHAMPIONSHIP GAME

North Carolina 40, Mercer 25
 NORTH CAROLINA – C. Carmichael 16, McDonald 10, P. Carmichael 6, Perry 6, Purser 2.
 MERCER – Harmon 18, Pope 6, Gamble 2.
Halftime – North Carolina 21, Mercer 10.

1923 (at Atlanta, GA)
FIRST ROUND

Furman 40, Millsaps 21
 Centre 27, Clemson 23
 Vanderbilt 36, Louisiana State 10
 North Carolina 28, Mississippi College 21
 Chattanooga 43, Georgetown (KY) 27
 Alabama 44, Wofford 25
 Georgia 23, Tennessee 19
 Mercer 45, Auburn 24

SECOND ROUND

Mississippi State 47, Furman 21
 Alabama 49, South Carolina 24
 Mississippi 34, North Carolina 32
 Virginia Tech 26, Vanderbilt 23
 Georgia Tech 34, Centre 26
 Mercer 34, Newberry 22

QUARTERFINALS

Mercer 28, Alabama 23
 Chattanooga 38, Virginia Tech 23
 Mississippi State 33, Mississippi 25
 Georgia Tech 27, Georgia 22

SEMIFINALS

Chattanooga 24, Mercer 19
 Mississippi State 25, Georgia Tech 17

CONSOLATION

Mercer 30, Georgia Tech 21

CHAMPIONSHIP GAME

Mississippi State 31, Chattanooga 21
 MISSISSIPPI STATE – Norris 12, Perkins 9, Sikes 8, Bryant 2.
 CHATTANOOGA – Barnes 8, Hill 6, Redd 5, Dyer 2.

Halftime – Mississippi State 14, Chattanooga 7.

1924 (at Atlanta, GA)
FIRST ROUND

Tulane 60, South Carolina 23
 Maryland 34, VMI 19
 Alabama 44, Mississippi 42
 Vanderbilt 42, Clemson 13
 Mississippi State 35, Tennessee 18
 Auburn 35, Georgia Tech 29
 Georgia 36, Washington & Lee 24
 North Carolina 41, Kentucky 20

QUARTERFINALS

North Carolina 37, Vanderbilt 20
 Mississippi State 38, Tulane 30
 Georgia 29, Maryland 25
 Alabama 40, Auburn 19

SEMIFINALS

Alabama 37, Georgia 20
 North Carolina 33, Mississippi St. 23

CHAMPIONSHIP GAME

North Carolina 26, Alabama 18
 NORTH CAROLINA – Cobb 15, Carmichael 6, Devin 4, McDonald 1.
 ALABAMA – Carter 6, Stabler 5, McClintock 2, McGauley 2, Probst 2, Hudson 1.

Halftime – North Carolina 13, Alabama 10.

1925 (at Atlanta, GA)
PRELIMINARY ROUND

Virginia 31, South Carolina 25
 North Carolina 42, Virginia Tech 13

FIRST ROUND

Mississippi 27, VMI 20
 Virginia 29, Auburn 27
 Kentucky 31, Mississippi State 25
 North Carolina State 30, Maryland 18
 Tulane 37, Washington & Lee 20
 Georgia Tech 31, Univ. of South 14
 North Carolina 35, Louisiana State 21

QUARTERFINALS

Mississippi 32, Virginia 24
 North Carolina 34, Georgia Tech 26
 Tulane 41, North Carolina State 24
 Georgia 32, Kentucky 31

SEMIFINALS

North Carolina 40, Georgia 19
 Tulane 44, Mississippi 23

CHAMPIONSHIP GAME

North Carolina 36, Tulane 28
 NORTH CAROLINA – McDonald 13, Cobb 10, Purser 9, Dodderer 4.
 TULANE – E.Hennican 10, Morgan 6, Lind 6, Davidson 2, J.Hennican 2, Wilson 2.
Halftime – North Carolina 14, Tulane 12.

1926 (at Atlanta, GA)
FIRST ROUND

North Carolina State 32, Auburn 26
 Kentucky 32, VMI 25
 Mississippi State 22, Maryland 19
 Virginia 29, Tulane 25
 North Carolina 52, Clemson 21
 Mississippi 50, University of South 16
 Georgia 48, Tennessee 25
 Georgia Tech 30, Alabama 27

QUARTERFINALS

Mississippi State 32, North Carolina State 29
 North Carolina 25, Virginia 23
 Mississippi 36, Georgia Tech 24
 Kentucky 39, Georgia 34

SEMIFINALS

Mississippi State 31, Kentucky 26
 North Carolina 38, Mississippi 23

CHAMPIONSHIP GAME

North Carolina 37, Mississippi State 23
 NORTH CAROLINA – Cobb 19, Newcombe 10, Hackney 5, Dodderer 2, Devin 1.
 MISSISSIPPI STATE – Ricks 8, Stone 6, Jones 4, Bryant 3, Berry 1, Hartness 1.
Halftime – Tied 15-15.

1927 (at Atlanta GA)
FIRST ROUND

Vanderbilt 44, Washington & Lee 32
 South Carolina 32, North Carolina State 26
 North Carolina 32, Tennessee 17
 Auburn 38, Virginia Tech 33
 Georgia 36, VMI 14
 Georgia Tech 40, Mississippi State 24

QUARTERFINALS

Vanderbilt 32, Mississippi 20
 North Carolina 28, Auburn 15
 Georgia 27, Maryland 22
 South Carolina 32, Georgia Tech 18

SEMIFINALS

Vanderbilt 31, South Carolina 25
 Georgia 23, North Carolina 20

CHAMPIONSHIP GAME

Vanderbilt 46, Georgia 44
 VANDERBILT – Stuart 19, Baker 14,

McCall 5, Bridges 4, Moss 4.
 GEORGIA – Keen 18, Florence 16, Drew 4,
 Forbes 4, Turner 2.
Halftime – Georgia 20, Vanderbilt 18.

1928 (at Atlanta, GA)
FIRST ROUND

Mississippi 40, North Carolina 35
 Kentucky 56, South Carolina 40
 Virginia 42, Alabama 28
 Mississippi State 44, Washington & Lee 24
 Auburn 27, Clemson 26
 Louisiana State 44, North Carolina 38
 Georgia 47, VMI 36
 Georgia Tech 50, Florida 24

QUARTERFINALS

Mississippi 55, Louisiana State 28
 Mississippi State 44, Virginia 28
 Auburn 30, Georgia Tech 29
 Kentucky 33, Georgia 18

SEMIFINALS

Auburn 42, Mississippi State 34
 Mississippi 41, Kentucky 29

CHAMPIONSHIP GAME

Mississippi 31, Auburn 30
 MISSISSIPPI – Lee 8, C. Phillips 8, Selby 6, A. Phillips 5, Laird 4.
 AUBURN – Akin 15, DuBose 7, Ellis 5, F. James 2, E. James 1.
Halftime – Auburn 15, Mississippi 8.

1929 (at Atlanta, GA)
FIRST ROUND

Mississippi 37, Maryland 35
 Kentucky 29, Tulane 15
 Washington & Lee 32, Louisiana State 22
 North Carolina State 48, Tennessee 32
 Duke 38, Alabama 32
 Georgia 42, Auburn 24
 North Carolina 43, Mississippi St. 18
 Clemson 30, Georgia Tech 26

QUARTERFINALS

North Carolina State 31, Clemson 28
 Mississippi 50, Washington & Lee 28
 Georgia 26, Kentucky 24
 Duke 34, North Carolina 17

SEMIFINALS

North Carolina State 34, Mississippi 32
 Duke 43, Georgia 37

CHAMPIONSHIP GAME

North Carolina State 44, Duke 35
 NORTH CAROLINA STATE – Goodwin 14, Haar 11, Johnson 9, Young 8, Warren 2.
 DUKE – Croson 12, Councilor 6, Candler 5, Farley 4, Rogers 4, Werber 4.
Halftime – N. Carolina State 25, Duke 18.

Tournament Results



2005-06 MEN'S BASKETBALL

1930 (at Atlanta, GA)

FIRST ROUND

Univ. of South 25, North Carolina State 19
Washington & Lee 33, Mississippi 29
Alabama 31, Clemson 22
Tennessee 28, VMI 20
Duke 43, Louisiana State 34
Kentucky 26, Maryland 21
Georgia 26, North Carolina 17
Georgia Tech 53, Tulane 31

QUARTERFINALS

Alabama 29, Georgia 26
Kentucky 44, University of South 22
Tennessee 38, Washington & Lee 29
Duke 44, Georgia Tech 35

SEMIFINALS

Duke 37, Kentucky 32
Alabama 32, Tennessee 22

CHAMPIONSHIP GAME

Alabama 31, Duke 24
ALABAMA – Smith 9, Laney 7, Wambsgan 7, O'Neill 6, Hood 2.
DUKE – Werber 10, Croson 6, Rogers 4, Farley 3, Councilor 2.
Halftime – Alabama 15, Duke 11.

1931 (at Atlanta, GA)

FIRST ROUND

North Carolina 23, Vanderbilt 21
Auburn 33, Virginia 26
Duke 31, Clemson 27
Tennessee 26, Alabama 20
Maryland 37, Louisiana State 33
Georgia 32, Washington & Lee 31
Kentucky 33, North Carolina State 28
Florida 53, Georgia Tech 48

QUARTERFINALS

Maryland 19, North Carolina 17
Florida 33, Tennessee 29
Kentucky 35, Duke 30
Georgia 31, Auburn 27

SEMIFINALS

Maryland 26, Georgia 25
Kentucky 56, Florida 35

CHAMPIONSHIP GAME

Maryland 29, Kentucky 27
MARYLAND – Berger 12, Ronkin 7, Norris 5, Mays 3, Chalmers 2.
KENTUCKY – Bronston 14, McGinnis 7, Yater 5, Worthington 1.
Halftime – Maryland 18, Kentucky 7.

1932 (at Atlanta, GA)

FIRST ROUND

Virginia 20, Alabama 16
North Carolina 35, Tennessee 25
Duke 44, Vanderbilt 32
Kentucky 50, Tulane 30
Florida 39, Maryland 24
Auburn 34, North Carolina State 33

Georgia 48, Mississippi State 26
Louisiana State 36, Georgia Tech 33

QUARTERFINALS

Duke 33, Florida 22
North Carolina 43, Kentucky 42
Auburn 30, Louisiana State 22
Georgia 40, Virginia 19

SEMIFINALS

North Carolina 52, Auburn 31
Georgia 43, Duke 32

CHAMPIONSHIP GAME

Georgia 26, North Carolina 24
GEORGIA – Young 10, Moran 8, Smith 7, Chandler 1.
NORTH CAROLINA – Hines 11, Alexander 6, Weathers 4, McCachren 2, Edwards 1.
Halftime – Georgia 18, North Carolina 16

1933 (at Raleigh, NC)

FIRST ROUND

North Carolina 32, Virginia 27
Washington & Lee 35, N. Carolina State 34
Duke 38, Virginia 24
South Carolina 65, Maryland 28

SEMIFINALS

South Carolina 34, North Carolina 32
Duke 41, Washington & Lee 32

CHAMPIONSHIP GAME

South Carolina 33, Duke 21
SOUTH CAROLINA – Henderson 13, F. Tompkins 13, B. Tompkins 4, Roland 3.
DUKE – Holbrook 9, J. Thompson 9, H. Thompson 3.
Halftime – Duke 15, South Carolina 13.

1934 (at Raleigh, NC)

FIRST ROUND

Washington & Lee 45, Maryland 37
North Carolina 27, Virginia 18
Duke 35, VMI 14
North Carolina State 43, South Carolina 24

SEMIFINALS

Washington & Lee 32, N. Carolina State 28
Duke 21, North Carolina 18

CHAMPIONSHIP GAME

Washington & Lee 30, Duke 29
WASHINGTON & LEE – Pette 8, Sawyers 7, Smith 6, Jones 5, Fields 4.
DUKE – J. Thompson 10, Mack 7, H. Thompson 6, Bell 2, Ferguson 2, Weaver 2.
Halftime – Duke 23, Washington & Lee 17.

1935 (at Raleigh, NC)

FIRST ROUND

North Carolina State 42, VMI 30
Duke 39, Virginia 32
North Carolina 46, South Carolina 25
Washington & Lee 29, Clemson 25

SEMIFINALS

North Carolina 30, North Carolina State 28
Washington & Lee 31, Duke 27

CHAMPIONSHIP GAME

North Carolina 35, Washington & Lee 27
NORTH CAROLINA – Aitken 11, Harris 7, Nelson 6, Webster 6, Kaveny 2, McCachren 2, Glace 1.
WASHINGTON & LEE – Pette 8, Smith 8, Fields 5, Ellis 2, Iler 2, Richardson 2.
Halftime – North Carolina 16, Washington & Lee 11.

1936 (at Raleigh, NC)

FIRST ROUND

North Carolina 39, Virginia 21
Washington & Lee 36, Virginia Tech 20
Maryland 47, Duke 35
North Carolina State 32, Clemson 31

SEMIFINALS

Washington & Lee 38, Maryland 32
North Carolina 31, North Carolina State 28

CHAMPIONSHIP GAME

North Carolina 50, Washington & Lee 45
NORTH CAROLINA – Bershak 15, Kaveny 13, Mullis 6, Ruth 6, McCachren 5, Nelson 5.
WASHINGTON & LEE – Spessard 21, Pette 9, Heath 7, Carson 4, Iler 4.
Halftime – Washington & Lee 31, North Carolina 19.

1937 (at Raleigh, NC)

FIRST ROUND

Washington & Lee 42, South Carolina 22
Wake Forest 33, Richmond 24
North Carolina State 42, Maryland 35
North Carolina 34, Duke 30

SEMIFINALS

Washington & Lee 27, N. Carolina State 23
North Carolina 37, Wake Forest 35

CHAMPIONSHIP GAME

Washington & Lee 44, North Carolina 33
WASHINGTON & LEE – Spessard 25, Borries 8, Iler 7, Carson 2, Frazier 2.
NORTH CAROLINA – Mullis 13, Potts 9, Bershak 5, Ruth 4, McCachren 2.
Halftime – Washington & Lee 23, North Carolina 16.

1938 (at Raleigh, NC)

FIRST ROUND

Clemson 35, Richmond 32
Washington & Lee 48, North Carolina 33
Maryland 45, The Citadel 43
Duke 44, North Carolina State 33

SEMIFINALS

Clemson 38, Washington & Lee 33
Duke 35, Maryland 32

CHAMPIONSHIP GAME

Duke 40, Clemson 30
DUKE – Swindell 14, Edwards 12, Bergman 8, Hoffman 2, Minor 2, O'Mara 2.
CLEMSON – McFadden 13, Cheves 7, Kitchens 6, Flathman 3, Bryce 1.
Halftime – Duke 20, Clemson 11.

1939 (at Raleigh, NC)

FIRST ROUND

Richmond 31, VMI 20,
North Carolina State 40, Duke 39
Clemson 44, North Carolina 43

QUARTERFINALS

Davidson 43, Washington & Lee 32
Maryland 47, Richmond 32
North Carolina State 40, The Citadel 38
Clemson 30, Wake Forest 28

SEMIFINALS

Maryland 53, North Carolina State 29
Clemson 49, Davidson 33

CHAMPIONSHIP GAME

Clemson 39, Maryland 27
CLEMSON – Lancaster 14, McFadden 9, Buchanan 8, Bryce 5, Flathman 2, Mooman 1.
MARYLAND – Johnson 9, DeWitt 7, Mondorf 4, Knepley 3, Bengoechea 2, Rea 2.
Halftime – Tied 17-17.

1940 (at Raleigh, NC)

FIRST ROUND

Wake Forest 40, Richmond 34
Duke 40, The Citadel 35
North Carolina 50, Clemson 41
Maryland 43, Washington & Lee 30

SEMIFINALS

North Carolina 43, Wake Forest 35
Duke 44, Maryland 32

CHAMPIONSHIP GAME

North Carolina 43, Duke 23
NORTH CAROLINA – Severin 1 0-0 2, Dilworth 0 1-2 1, Rose 1 2-2 4, Smith 0 0-0 0, Glamack 7 4-5 8, Pessar 2 0-0 4, Mathes 2 1-1 5, Roberson 0 0-0 0, Howard 2 0-0 4, Gersten 0 1-1 1. Totals – 15 9-11 39.
DUKE – Parson 1 0-0 2, Price 2 2-3 6, Mock 2 1-1 5, Shokes 0 0-0 0, Holley 2 1-1 5, Allen 1 3-3 5, Valasek 0 0-0 0, Connelly 0 0-2 0, McCahan 0 0-0 0. Totals 8 7-10 23.
Halftime – North Carolina 30, Duke 14.

1941 (at Raleigh, NC)

FIRST ROUND

Duke 38, North Carolina 37
South Carolina 41, Richmond 32
William & Mary 52, Wake Forest 34
VMI 39, Washington & Lee 32

SEMIFINALS

South Carolina 37, VMI 36
Duke 57, William & Mary 42

CHAMPIONSHIP GAME
Duke 53, South Carolina 30

DUKE – Rothbaum 2 2-2 6, Price 0 0-1 0, Mock 2 0-0 4, Spuhler 4 1-3 9, Holley 8 0-1 16, Valasek 4 0-1 8, McCahan 2 1-2 5, Shokes 2 1-1 5, Connelly 0 0-1 0. Totals 24 5-12 53.

SOUTH CAROLINA – Lofdahl 1 0-0 2, Hymson 2 0-1 4, Westmoreland 6 4-7 16, Lytle 2 2-5 6, Roskie 1 0-3 2, Anderson 0 0-0 0, Durham 0 0-3 0. Totals – 12 6-19 30.

Halftime – Duke 15, South Carolina 14.

1942 (at Raleigh, NC)
FIRST ROUND

Duke 59, Washington & Lee 41
North Carolina State 56, South Carolina 43
Wake Forest 32, North Carolina 26
William & Mary 44, George Washington 43

SEMIFINALS

Duke 54, Wake Forest 45
North Carolina State 53, William & Mary 52

CHAMPIONSHIP GAME
Duke 45, North Carolina State 34

DUKE – Spuhler 2 0-3 4, Rothbaum 2 2-5 6, Seward 0 2-3 2, Allen 3 4-5 10, Gantt 1 0-0 2, McCahan 3 0-0 6, G. Loftis 3 1-2 7, Stark 1 0-0 2, C. Loftis 3 0-1 6. Totals – 18 9-19 45.
NORTH CAROLINA STATE – Mock 3 4-5 10, Ball 1 1-1 3, Stevens 2 0-0 4, Strayhorn 0 1-1 1, McKinney 5 1-1 11, Tabscott 2 1-4 5, Almond 0 0-0 0, Carvalho 0 0-2 0. Totals – 13 8-14 34.

Halftime – Duke 20, N. Carolina State 19.

1943 (at Raleigh, NC)
FIRST ROUND

Davidson 33, North Carolina State 30
George Washington 49, William & Mary 23
Duke 57, VMI 41
The Citadel 37, South Carolina 23

SEMIFINALS

George Washington 47, Davidson 40
Duke 56, The Citadel 37

CHAMPIONSHIP GAME
George Washington 56, Duke 40

GEORGE WASHINGTON – Konizewski 4 1-1 9, Jackson 1 0-0 2, Groetzinger 3 0-2 6, Myers 0 1-1 1, Gustafson 4 4-6 12, McNary 0 0-0 0, Rausch 7 2-4 16, Wagman 1 0-0 2, Gallagher 3 2-2 8, Reichwein 0 0-0 0. Totals – 23 10-16 56.

DUKE – Seward 5 0-0 10, Carver 4 1-5 9, Coleman 1 0-0 2, Gantt 2 0-2 4, C.Loftis 6 1-1 13, G. Loftis 1 0-0 2. Totals – 19 2-8 40.

Halftime – Geo Washington 30, Duke 20.

1944 (at Raleigh, NC)
FIRST ROUND

Virginia Tech 38, Davidson 34
North Carolina State 42, Maryland 23
North Carolina 62, Richmond 41
Duke 68, William & Mary 25

SEMIFINALS

North Carolina 39, Virginia Tech 24
Duke 40, North Carolina State 32

CHAMPIONSHIP GAME
Duke 44, North Carolina 27

DUKE – Carver 5 1-2 11, Turner 0 0-0 0, Gilbert 0 0-1 0, Hartley 4 0-0 8, Wright 4 7-7 15, Hyde 0 0-0 0, Harner 2 3-4 7, Metzler 0 0-0 0, Balitzaris 0 0-0 0, Bailey 1 1-1 3. Totals – 16 12-15 44.

NORTH CAROLINA – Mock 3 1-1 7, Poole 0 0-0 0, Box 5 2-3 12, Donnan 0 0-0 0, Dewell 1 2-4 4, Altemose 0 0-1 0, Fitch 0 1-3 1, Creticos 1 0-0 2, Anderson 0 0-0 0, Hayworth 0 1-1 1. Totals – 10 7-13 27.

Halftime – Duke 27, North Carolina 17.

1945 (at Raleigh, NC)
FIRST ROUND

South Carolina 55, Clemson 24
North Carolina 52, North Carolina State 28
William & Mary 54, The Citadel 41
Duke 76, Maryland 49

SEMIFINALS

North Carolina 39, South Carolina 26
Duke 59, William & Mary 22

CHAMPIONSHIP GAME
North Carolina 49, Duke 38

NORTH CAROLINA – Jordan 7 5-5 19, Allen 0 0-0 0, Dillon 3 2-4 8, Paxton 2 1-3 5, Anderson 0 1-1 1, Thompson 0 0-0 0, Alvarez 6 3-7 15, Markin 0 1-1 1. Totals:18 13-21 49.

DUKE – Carver 4 5-5 13, Sapp 1 3-6 5, Brunner 0 0-0 0, Van Sholk 1 1-1 3, Koffenberger 4 3-3 11, Green 0 0-0 0, Buckley 2 0-0 4, Crowder 1 0-0 2, Steele 0 0-0 0, Roelike 0 0-0 0. Totals – 13 12-16 38.

Halftime – North Carolina 19, Duke 16.

1946 (at Raleigh, NC)
FIRST ROUND

Virginia Tech 39, George Washington 33
Duke 44, North Carolina State 38
North Carolina 54, Maryland 27
Wake Forest 42, William & Mary 31

SEMIFINALS

Wake Forest 31, North Carolina 29
Duke 44, Virginia Tech 38

CHAMPIONSHIP GAME
Duke 49, Wake Forest 30

DUKE – Seward 4 1-1 9, Cordell 0 0-0 0, Ausbon 5 1-3 11, Cheek 0 0-0 0, Koffenberger 3 5-6 11, Corrington 0 0-0 0, Gordon 3 0-1 6, Robinson 1 0-0 2, Whiting 4 2-2 10, Gray 0 0-0 0. Totals – 20 9-12 49.

WAKE FOREST – Veitch 2 0-0 4, Williams 5 1-1 11, Mayberry 0 0-2 0, Walters 2 1-3 5, Hinerman 3 2-5 8, Lougee 1 0-0 2, Ognovich 0 0-0 0. Totals:13 4-11 30.

Halftime – Duke 24, Wake Forest 16.

1947 (at Durham, NC)
FIRST ROUND

South Carolina 56, Duke 54
North Carolina State 55, Maryland 43
George Washington 70, Washington & Lee 55
North Carolina 55, Richmond 43

SEMIFINALS

N. Carolina State 70, George Washington 47
North Carolina 58, South Carolina 33

CHAMPIONSHIP GAME
North Carolina St. 50, North Carolina 48

NORTH CAROLINA STATE – Dickey 0 2-4 2, Sloan 0 0-0 0, McComas 2 0-2 4, Cartier 4 2-4 10, Bartels 4 6-7 14, Negley 7 4-4 18, Katkavek 0 2-6 2. Totals – 17 16-27 50.

NORTH CAROLINA – Paxton 4 2-3 10, Hamilton 1 2-2 4, Hartley 0 0-0 0, Nearman 4 3-6 11, Dillon 0 0-1 0, White 4 2-3 10, Kohler 5 2-3 12, Hayworth 0 0-1 0, Thorne 0 1-1 1. Totals – 18 12-20 48.

Halftime – North Carolina 31, North Carolina St. 27.

1948 (at Durham, NC)
FIRST ROUND

William & Mary 61, Wake Forest 56
Duke 63, South Carolina 48

QUARTERFINALS

North Carolina 61, Virginia Tech 40
Davidson 58, Maryland 51
N. Carolina State 73, William & Mary 52
Duke 54, George Washington 51

SEMIFINALS

North Carolina State 55, North Carolina 50
Duke 53, Davidson 37

CHAMPIONSHIP GAME
North Carolina State 58, Duke 50

NORTH CAROLINA STATE – McComas 3 2-2 8, Ranzino 1 1-1 3, Cartier 8 4-4 20, Stine 0 1-2 1, Horvath 6 1-1 13, Bunas 0 0-0 0, Bartels 2 1-2 5, Sloan 2 3-4 7, Katkavek 0 1-1 1. Totals – 22 14-17 58.

DUKE – Ausbon 2 2-6 6, Duff 0 3-3 3, Youmans 8 0-2 16, York 0 1-2 1, Collins 3 1-3 7, Sapp 0 0-0 0, Martin 3 0-0 6, Gordon 3 3-5 9, Hughes 0 2-3 2. Totals – 19 12-24 50.

Halftime – Duke 27, North Carolina 24

1949 (at Durham, NC)
FIRST ROUND

North Carolina State 64, Wake Forest 42
North Carolina 79, Maryland 61
George Washington 62, South Carolina 45
William & Mary 54, Davidson 50

SEMIFINALS

North Carolina State 43, North Carolina 40
George Washington 78, William & Mary 74

CHAMPIONSHIP GAME
N. Carolina State 55, George Washington 39

NORTH CAROLINA STATE – Dickey 2 6-6 10, Ranzino 2 1-1 5, McComas 2 2-2 6, Horvath 5 2-2 12, Cartier 2 4-5 8, Bunas 1 3-5 5, Harand 1 0-0 2, Garrison 2 3-4 7. Totals – 17 21-25 55.

GEORGE WASHINGTON – Moffatt 1 2-4 4, Haithcock 0 5-5 5, Pietras 0 0-0 0, Adler 1 2-2 4, Schreiber 0 1-2 1, Small 0 1-1 1, Cantwell 5 2-3 12, Shapiro 0 0-0 0, Witkin 3 1-2 7, McNuff 2 1-1 5. Totals – 12 15-20 39.

Halftime – North Carolina State 25, George Washington 24.

1950 (at Durham, NC)
FIRST ROUND

North Carolina State 67, Virginia Tech 42
Wake Forest 65, George Washington 61
Duke 53, South Carolina 41
William & Mary 50, North Carolina 43

SEMIFINALS

North Carolina State 59, Wake Forest 53
Duke 60, William & Mary 50

CHAMPIONSHIP GAME
North Carolina State 67, Duke 47

NORTH CAROLINA STATE – Dickey 3 0-1 6, Ranzino 12 7-8 31, Stine 1 0-0 2, Cartier 1 1-1 3, Horvath 7 4-5 18, Cook 0 0-0 0, Bunas 1 3-5 5, Harand 0 1-2 1, Terrell 0 1-2 1. Totals – 25 17-24 67.

DUKE – Scarborough 3 1-4 7, Youmans 4 3-7 11, Allen 1 1-1 3, Kulpas 0 2-2 2, York 5 1-1 11, Crowder 3 0-1 6, Engberg 0 0-1 0, Fleming 2 3-3 7. Totals – 18 11-20 47.

Halftime – N. Carolina State 31 Duke 26.

1951 (at Raleigh, NC)
FIRST ROUND

North Carolina St 83, South Carolina 53
Maryland 50, Clemson 48
Duke 64, Virginia Tech 61
William & Mary 88, West Virginia 67

SEMIFINALS

North Carolina State 54, Maryland 45
Duke 71, William & Mary 69

CHAMPIONSHIP GAME
North Carolina State 67, Duke 63

NORTH CAROLINA STATE – Ranzino 5 4-7 14, Speight 5 4-5 14, Brandenburg 1 1-1 3, Horvath 10 5-10 25, Bunas 2 0-1 4, Terrill 2 2-2 6, Yurin 0 1-1 1, Kukoy 0 0-1 0. Totals – 25 17-28 67.

DUKE – Fleming 2 5-8 9, Crowder 1 1-1 3, Johnson 2 2-2 6, Latimer 1 0-1 2, Deimling 0 2-2 2, Allen 0 0-0 0, Kulpan 0 2-2 2, Groat 11 9-13 31, York 4 0-2 8. Totals:21 21-31 63.

Halftime – North Carolina State 29, Duke 27.

Tournament Results

2005-06 MEN'S BASKETBALL

1952 (at Raleigh, NC)

FIRST ROUND

Duke 51, Maryland 48
West Virginia 77, William & Mary 64
North Carolina State 73, Furman 68
George Washington 78, Clemson 65

SEMIFINALS

Duke 90, West Virginia 88
N. Carolina State 76, George Washington 64

CHAMPIONSHIP GAME

North Carolina State 77, Duke 68

NORTH CAROLINA STATE – Kukoy 4 2-3 10, Thompson 6 4-5 16, Tyler 1 5-7 7, Brandenburg 0 0-0 0, Speight 5 6-11 16, Cook 1 1-1 3, Knapp 2 0-0 4, Yurin 1 2-2 4, Terrill 5 1-4 11, Gotkin 3 0-1 6. Totals – 28 21-34 77.

DUKE – Janicki 6 6-6 18, Fleming 0 1-5 1, Latimer 0 1-2 1, Lacy 3 2-3 8, Crowder 1 0-0 2, Deimling 1 3-4 5, Glason 0 0-0 0, Groat 7 13-15 27, D'Emilio 2 0-1 4, Thonson 1 0-0 2. Totals – 21 26-36 68.

Halftime – Duke 38, North Carolina State 35.

1953 (at Raleigh, NC)

FIRST ROUND

North Carolina State 86, North Carolina 54
West Virginia 91, Furman 87
Wake Forest 88, Richmond 70
Maryland 74, Duke 65

SEMIFINALS

North Carolina State 85, West Virginia 80
Wake Forest 61, Maryland 59

CHAMPIONSHIP GAME

Wake Forest 71, North Carolina State 70

WAKE FOREST – Williams 4 9-14 17, George 2 2-3 6, Lipstas 2 4-10 8, Davis 0 2-4 2, Hemric 5 6-8 16, DePorter 5 4-4 14, Lyles 2 4-5 8, Devos 0 0-2 0. Totals – 20 31-50 71.

NORTH CAROLINA STATE – Kukoy 1 0-0 2, Speight 3 6-6 12, Tyler 2 6-7 10, Knapp 1 2-2 4, Thompson 9 8-10 26, Goss 0 3-4 3, Applebaum 1 1-1 3, Gotkin 0 0-0 0, Scheffel 2 1-3 5, Morris 1 0-1 2, Yurin 0 3-3 3. Totals – 20 30-37 70.

Halftime – Wake Forest 36, North Carolina State 34.

1954 (at Morgantown, WV)

FIRST ROUND

West Virginia 84, William & Mary 69
George Washington 76, Washington & Lee 64
Furman 84, Davidson 68
Richmond 84, VMI 66

SEMIFINALS

Richmond 85, Furman 81 (OT)
George Washington 83, West Virginia 74

CHAMPIONSHIP GAME

George Washington 83, Richmond 70

RICHMOND – Daniel 0-1-2 1, Moran 6 3-5 15, Lysaght 3 2-4 8, Conner 4 2-4 10, Witt 1 2-2 4, Mills 3 7-7 13, Harrison 7 5-10 19, Poor 0 0-0 0. Totals – 24 22-34 70.

GEORGE WASHINGTON – John Holup 2 4-8 8, Karver 4 2-2 10, Morrison 1 0-0 2, Joe Holup 2 6-7 10, Devlin 16 9-12 41, Klein 0 3-3 3, Ortiz 0 0-0 0, Catino 3 3-6 9. Totals – 28 27-38 83.

Halftime – George Washington 42, Richmond 30.

1955 (at Richmond, VA)

FIRST ROUND

Washington & Lee 97, Furman 63
West Virginia 73, VMI 66
Richmond 90, William & Mary 75
George Washington 74, Davidson 36

SEMIFINALS

George Washington 67, Richmond 65
West Virginia 89, Washington & Lee 74

CHAMPIONSHIP GAME

West Virginia 58, George Washington 48

GEORGE WASHINGTON – Devlin 11 2-2 24, Sweeney 0 0-0 0, Petcavich 0 8-9 8, Manning 0 1-2 1, Holup 4 0-2 8, Walowac 0 0-0 0, Goodwin 0 0-0 0, Ciriello 0 0-0 0, Vail 0 0-0 0, Klein 2 0-1 4, Catino 1 1-2 3. Totals – 18 12-18 48.

WEST VIRGINIA – Hundley 10 10-16 30, Bergines 1 1-6 3, Witting 0 2-3 2, White 1 5-7 7, Spadafore 1 0-0 2, Kishbaugh 4 6-6 14. Totals – 17 24-38 58.

Halftime – West Virginia 28, George Washington 23.

1956 (at Richmond, VA)

FIRST ROUND

Washington & Lee 63, George Washington 60
West Virginia 59, Davidson 53
Richmond 79, William & Mary 62
Furman 84, Virginia Tech 70

SEMIFINALS

Richmond 65, Washington & Lee 56
West Virginia 77, Furman 74

CHAMPIONSHIP GAME

West Virginia 58, Richmond 56

RICHMOND – Lysaght 10 6-6 26, Peschel 4 3-6 11, Daniel 0 0-0 0, Adkins 2 2-2 6, Harrison 0 7-8 7, Mitchell 1 4-5 6, Morris 0 0-0 0. Totals – 17 22-27 56.

WEST VIRGINIA – Bergines 1 2-2 4, Mullins 2 1-2 5, Hundley 10 6-6 26, Witting 1 0-0 2, Sharrar 3 1-5 7, Kishbaugh 1 0-1 2, Vincent 5 2-2 12, Gardner 0 0-1 0. Totals – 23 12-19 58.

Halftime – West Virginia 35, Richmond 30.

1957 (at Richmond, VA)

FIRST ROUND

West Virginia 71, Davidson 51
Washington & Lee 85, The Citadel 62
Richmond 90, Furman 71
Virginia Tech 64, William & Mary 56

SEMIFINALS

West Virginia 83, Richmond 62
Washington & Lee 68, Virginia Tech 54

CHAMPIONSHIP GAME

West Virginia 67, Washington & Lee 52

WASHINGTON & LEE – Strick 1 2-2 4, Lassman 0 0-0 0, Hoss 4 0-1 8, Marshall 8 3-5 19, Flora 7 4-4 18, Smith 1 1-2 3, McPherson 0 0-0 0, Surface 0 0-0 0. Totals – 21 10-14 52.

WEST VIRGINIA – Hundley 9 6-6 24, Smith 6 2-4 14, Sharrar 5 6-9 16, Kishbaugh 2 1-2 5, Vincent 2 4-6 8, Gardner 0 0-0 0. Totals – 24 19-27 67.

Halftime – Washington & Lee 30, West Virginia 28.

1958 (at Richmond, VA)

FIRST ROUND

Richmond 63, The Citadel 59
George Washington 73, Furman 59
West Virginia 91, Davidson 61
William & Mary 79, Virginia Tech 61

SEMIFINALS

West Virginia 81, Richmond 70
William & Mary 57, George Washington 56

CHAMPIONSHIP GAME

West Virginia 74, William & Mary 58

WEST VIRGINIA – Smith 4 6-7 14, West 4 1-4 9, Sharrar 3 6-8 12, Gardner 5 6-9 16, Retton 1 0-0 2, Akers 5 2-3 12, Bolyard 2 2-2 6, Goode 0 1-4 1, Clousson 1 0-0 2, Eddy 0 0-1 0, Schertzinger 0 0-0 0. Totals – 25 24-38 74.

WILLIAM & MARY – Lange 5 9-12 19, Vaughan 0 2-2 2, Cohen 2 2-4 6, Engelken 4 4-5 12, Farrington 2 1-4 5, Cornell 1 2-2 4, Sanders 2 4-7 8, Goldstein 1 0-0 2, McCray 0 0-0 0, Darrow 0 0-0 0. Totals – 17 24-36 58.

Halftime – West Virginia 32, William & Mary 22.

1959 (at Richmond, VA)

FIRST ROUND

William & Mary 87, Richmond 69
The Citadel 93, Furman 88
West Virginia 100, Davidson 65
George Washington 85, Virginia Tech 67

SEMIFINALS

West Virginia 85, William & Mary 82
The Citadel 53, George Washington 52

CHAMPIONSHIP GAME

West Virginia 85, The Citadel 66

WEST VIRGINIA – West 10 7-8 27, Akers 1 2-4 4, Clousson 0 1-1 1, Smith 3 0-2 6, Bolyard 4 3-6 11, Retton 3 0-0 6, Patrone 9 2-3 20, Ritchie

4 2-3 10. Totals – 34 17-27 85.

THE CITADEL – Graves 6 1-1 13, Musselman 3 1-3 7, Blackledge 1 3-3 5, Wherry 2 2-2 6, Jones 7 3-3 17, Buchanan 1 0-0 2, Elliott 3 0-2 6, Wehrmeister 2 2-4 6, Weeks 2 0-1 4, Records 0 0-0 0. Totals – 27 12-19 66.

Halftime – West Virginia 39, The Citadel 33.

1960 (at Richmond, VA)

FIRST ROUND

Virginia Tech 78, Richmond 58
West Virginia 90, VMI 83
George Washington 74, The Citadel 60
William & Mary 82, Furman 74

SEMIFINALS

Virginia Tech 88, George Washington 52
West Virginia 117, William & Mary 83

CHAMPIONSHIP GAME

West Virginia 82, Virginia Tech 72

VIRGINIA TECH – Ayersman 2 1-4 5, Rice 2 2-3 6, Smith 5 4-7 14, Mills 3 4-6 10, Keller 10 5-6 25, Blake 5 0-0 10, Shepherd 0 0-0 0, Fleischman 0 2 2 2. Totals – 27 18-28 72.

WEST VIRGINIA – West 4 6-8 14, Ritchie 4 2-4 10, Akers 3 3-3 9, Patrone 6 5-6 17, Warren 8 2-2 18, Posch 1 3-3 5, Miller 4 1-1 9, Ward 0 0-0 0. Totals – 30 22-27 82.

Halftime – Virginia Tech 38, West Virginia 36.

1961 (at Richmond, VA)

FIRST ROUND

The Citadel 70, Richmond 66
West Virginia 89, VMI 71
William & Mary 86, Furman 84 (3 OT)
George Washington 84, Virginia Tech 83

SEMIFINALS

George Washington 94, The Citadel 87
William & Mary 88, West Virginia 76

CHAMPIONSHIP GAME

George Washington 93, William & Mary 82

GEORGE WASHINGTON – Ardell 2 4-4 8, Markowitz 8 4-6 20, Ingram 5 1-4 11, Feldman 16 13-20 45, Norton 4 1-1 9, Usiskin 0 0-0 0, Schweickhardt 0 0-0 0. Totals – 35 23-35 93.

WILLIAM & MARY – Vaughan 5 1-2 11, Gooding 2 4-4 8, Cohen 12 14-21 38, Bergey 4 1-1 9, Roberts 3 6-8 12, Dickerson 1 0-0 2, Cowley 0 0-0 0, Harris 1 0-0 2, Woollum 0 0-0 0, Corns 0 0-0 0, Hume 0 0-0 0. Totals – 28 26-36 82.

Halftime – George Washington 44, William & Mary 41.

1962 (at Richmond, VA)

FIRST ROUND

George Washington 85, Davidson 81
VMI 76, Furman 61
West Virginia 97, Richmond 75
Virginia Tech 101, The Citadel 83

SEMIFINALS

West Virginia 86, George Washington 73
Virginia Tech 70, VMI 66

CHAMPIONSHIP GAME

West Virginia 88, Virginia Tech 72
VIRGINIA TECH – Keller 3 1-4 7, Pardue 6 4-7 16, Benfield 2 3-5 7, Alvis 7 3-5 17, Quesinberry 4 0-0 8, Melear 3 6-7 12, Jacobs 0 2-3 2, Fleischman 1 0-0 2, Cahill 0 0-0 0, Adams 0 1-2 1, Vicars 0 0-0 0. Totals 26 20-33-72.

WEST VIRGINIA – Thorn 7 1-2 15, Ward 6 5-6 17, Lowry 6 4-6 16, Catlett 6 0-1 12, Weir 5 7-9 17, Wolfe 1 0-0 2, Schuck 3 2-5 8, Bode 0 0-0 0, McWilliams 0 1-2 1. Totals – 34 20-31 88.

Halftime – West Virginia 38, Virginia Tech 18.

1963 (at Richmond, VA)
FIRST ROUND

Furman 57, George Washington 54
Davidson 108, VMI 71

West Virginia 75, Richmond 44
Virginia Tech 74, William & Mary 72

SEMIFINALS

Davidson 75, Virginia Tech 67
West Virginia 81, Furman 63

CHAMPIONSHIP GAME

West Virginia 79, Davidson 74
DAVIDSON – Jarman 8 7-8 23, Holland 6 2-3 14, Hetzel 7 7-7 21, Teague 1 6-6 8, Davidson 1 0-0 2, Evans 1 0-1 2, Beerman 2 0-1 4, Marcon 0 0-0 0. Totals – 26 22-26 74.
WEST VIRGINIA – Catlett 1 2-2 4, Wolfe 1 1-2 3, Lowry 7 6-8 20, Thorn 8 6-7 22, McCormick 6 7-8 19, Lentz 0 4-4 4, Maphis 0 2-2 2, Shuck 0 0-0 0, Weir 1 1-1 3, Ray 0 2-2 2. Totals – 24 31-36 79.

Halftime – Tied 46-46.

1964 (at Charlotte, NC)
FIRST ROUND

West Virginia 85, William & Mary 73
Davidson 91, The Citadel 62
VMI 77, Furman 73
George Washington 64, Virginia Tech 62

SEMIFINALS

VMI 82, Davidson 81
George Washington 88, West Virginia 80

CHAMPIONSHIP GAME

VMI 61, George Washington 56
VMI – Gausepohl 1 2-4 4, Schmaus 9 1-2 19, Watson 5 3-3 13, Blair 3 3-5 9, Kruzewski 5 4-7 14, Guy 0 2-2 2, Prosser 0 0-0 0. Totals – 23 15-23 61.

GEORGE WASHINGTON – Legins 0 3-3 3, Aruscavage 2 2-4 6, Adamitis 9 2-3 20, Duques 4 1-1 9, Clard 6 0-0 12, Farrell 2 0-0 4, Mallis 0 2-2 2, Russart 0 0-0 0. Totals – 23 10-13 56.

Halftime – George Washington 32, VMI 29.

1965 (at Charlotte, NC)
FIRST ROUND

West Virginia 94, George Washington 83
Davidson 86, VMI 73
Virginia Tech 103, Richmond 63
William & Mary 68, The Citadel 60

SEMIFINALS

West Virginia 74, Davidson 72 (OT)
William & Mary 70, Virginia Tech 59

CHAMPIONSHIP GAME

West Virginia 70, William & Mary 67 (2 OT)
WILLIAM & MARY – Walter 1 0-1 2, Morris 10 4-5 24, Pomeroy 4 1-1 9, Paffrath 3 0-1 6, Wenk 8 7-9 23, Eskay 1 1-2 3, Mitchell 0 0-0 0. Totals – 27 13-19 67.

WEST VIRGINIA – Lentz 8 0-1 16, Maphis 3 3-3 9, Camp 5 8-8 18, Quertinmont 2 6-9 10, Leshner 5 3-3 13, Palmer 1 0-0 2, Shaffer 1 0-0 2. Totals – 25 20-24 70.

Halftime – William & Mary 32, West Virginia 28

Regulation – Tied 54-54.

First Overtime – Tied 63-63.

1966 (at Charlotte, NC)
FIRST ROUND

Richmond 76, East Carolina 74
Davidson 79, The Citadel 61
West Virginia 95, VMI 80
William & Mary 78, Furman 73

SEMIFINALS

Davidson 85, Richmond 65
West Virginia 64, William & Mary 50

CHAMPIONSHIP GAME

Davidson 80, West Virginia 69
WEST VIRGINIA – Leshner 1 1-2 3, Reaser 2 0-0 4, Head 5 2-5 12, Williams 6 6-6 18, Cavacini 5 2-2 12, Ryczaj 4 4-5 12, Shaffer 3 0-0 6, Holmes 1 0-0 2. Totals – 27 15-20 69.

DAVIDSON – Snyder 10 7-8 27, Youngdale 4 2-3 10, Knowles 10 5-5 25, Lane 3 5-5 11, Squier 1 3-5 5, Leight 0 2-2 2, Hatcher 0 0-0 0, Clifton 0 0-0 0, Stone 0 1-0 1, Hyder 0 0-0 0. Totals – 28 24-29 80.

Halftime – Davidson 39, West Virginia 28.

1967 (at Charlotte, NC)
FIRST ROUND

Richmond 100, The Citadel 98 (OT)
Davidson 64, Furman 55
West Virginia 82, East Carolina 53
William & Mary 76, George Washington 66

SEMIFINALS

West Virginia 82, Richmond 70
Davidson 78, William & Mary 65

CHAMPIONSHIP GAME

West Virginia 81, Davidson 65
WEST VIRGINIA – Head 9 6-6 24, Reaser 7 8-8 22, Benfield 3 1-6 7, Holmes 1 2-2 4, Williams 8 1-4 17, Ludwig 2 1-2 5, Grimm 0

0-0 0, Hale 0 0-0 0, Penrod 0 0-0 0, Seafert 0 0-0 0, Lewis 1 0-0 2, Harvard 0 0-0 0. Totals – 31 19-28 81.

DAVIDSON – O'Neill 0 2-2 2, Youngdale 0 1-3 1, Knowles 6 1-2 13, Huckel 9 10-14 28, Moser 2 2-2 6, Dickens 0 0-0 0, Spann 3 5-6 11, Pickens 2 0-0 4. Totals – 22 21-29 65.

Halftime – West Virginia 32, Davidson 20.

1968 (at Charlotte, NC)
FIRST ROUND

Davidson 107, William & Mary 68
West Virginia 76, East Carolina 71
Furman 62, VMI 52
Richmond 100, The Citadel 88 (OT)

SEMIFINALS

West Virginia 102, Richmond 81
Davidson 79, Furman 63

CHAMPIONSHIP GAME
Davidson 87, West Virginia 70

DAVIDSON – Cook 6 2-2 14, Kroll 3 6-7 12, Maloy 6 11-13 23, Huckel 5 1-3 11, Moser 5 1-2 11, O'Neill 1 3-4 5, Knowles 5 1-1 11, Pickens 0 0-0 0, Youngdale 0 0-0 0, DeMoisey 0 0-0 0, Crosswhite 0 0-0 0, Postma 0 0-2 0. Totals – 31 25-34 87.

WEST VIRGINIA – Reaser 4 3-3 11, Hummell 7 3-4 17, Bailey 6 1-3 13, Holmes 1 0-0 2, Williams 5 2-2 12, Ludwig 5 1-1 11, Penrod 0 0-1 0, Lewis 0 0-1 0, Hale 1 0-1 2, Porter 0 0-0 0, Grimm 0 0-0 0, Harvard 0 2-2 2. Totals – 29 12-18 70.

Halftime – Davidson 47, West Virginia 24.

1969 (at Charlotte, NC)
FIRST ROUND

George Washington 90, The Citadel 73
Richmond 66, Furman 64
Davidson 99, VMI 75
East Carolina 48, William & Mary 35

SEMIFINALS

East Carolina 84, George Washington 79
Davidson 97, Richmond 83

CHAMPIONSHIP GAME
Davidson 102, East Carolina 76

DAVIDSON – Kroll 6 7-8 19, Cook 5 8-8 18, Maloy 8 9-12 25, Huckel 6 4-5 16, Moser 2 0-0 4, Crosswhite 1 4-5 6, O'Neill 3 0-1 6, Kirley 3 0-0 6, D. Postma 0 0-1 0, Orsbon 0 0-0 0, Stelzer 0 0-0 0, J. Postma 1 0-0 2. Totals – 35 32-40 102.

EAST CAROLINA – Kier 2 3-3 7, Gregory 5 0-0 10, Modlin 7 5-6 19, Thompson 3 4-5 10, Miller 6 3-3 15, Williams 0 0-0 0, Lindfelt 0 0-0 0, Collins 0 0-0 0, McKillop 1 1-2 3, Dunn 6 0-1 12, Haubenreiser 0 0-0 0, Kiernan 0 0-0 0. Totals – 30 16-20 76.

Halftime – Davidson 41, East Carolina 29.

1970 (at Charlotte, NC)
FIRST ROUND

Davidson 72, VMI 46
Richmond 75, East Carolina 73
William & Mary 82, Furman 67
George Washington 66, The Citadel 64

SEMIFINALS

Davidson 78, William & Mary 54
Richmond 77, George Washington 69

CHAMPIONSHIP GAME
Davidson 81, Richmond 61

DAVIDSON – Adrian 7 4-4 18, Kroll 8 6-6 22, Maloy 5 3-4 13, Cook 5 6-6 16, Kirley 1 0-0 2, Stelzer 0 0-0 0, Minkin 1 0-3 2, DeMoisey 0 0-0 0, J. Postma 1 1-3 3, Strong 0 0-1 0, Pierce 0 0-0 0, D. Postma 2 1-2 5. Totals – 30 21-29-81.

RICHMOND – Forster 2 0-0 4, Frazier 4 3-3 11, Hewitt 9 2-4 20, Welch 0 0-0 0, Bushkar 4 2-2 10, Owen 3 3-3 9, Greenway 1 3-4 5, Eisner 0 0-0 0, Wiseman 0 2-2 2, Earle 0 0-0 0. Totals – 28 15-18 61.

Halftime – Davidson 38, Richmond 25.

1971 (at Charlotte, NC)
FIRST ROUND

Richmond 69, East Carolina 67
Furman 95, The Citadel 82
William & Mary 69, VMI 65

SEMIFINALS

Furman 83, Davidson 79
Richmond 66, William & Mary 64

CHAMPIONSHIP GAME
Furman 68, Richmond 61

FURMAN – Jackson 9 5-7 23, Selvy 0 0-0 0, Cockrum 1 1-3 3, Dougherty 0 0-0 0, Ehlmann 0 0-0 0, Campbell 0 0-0 0, Martin 7 5-8 19, Hunt 0 0-0 0, Thomas 3 1-2 7, Newman 0 0-0 0, Collier 4 4-5 12, Livesay 0 0-0 0, Whitener 1 2-4 4. Totals – 25 11-19 68.

RICHMOND – Eisner 0 1-2 1, Anastasio 8 1-2 17, Hatcher 0 1-1 1, Welch 0 0-0 0, Amann 7 2-4 16, Ryfinski 7 3-5 17, Dausos 0 0-0 0, Hewitt 3 3-5 9. Totals – 25 11-19 61.

Halftime – Furman 33, Richmond 27

1972 (at Greenville, SC)
FIRST ROUND

Furman 126, VMI 80
Davidson 87, Appalachian State 77
William & Mary 98, Richmond 82
East Carolina 80, The Citadel 71

SEMIFINALS

Furman 93, William & Mary 74
East Carolina 81, Davidson 77

Tournament Results

2005-06 MEN'S BASKETBALL

CHAMPIONSHIP GAME

East Carolina 77, Furman 75 (OT)

EAST CAROLINA – Faber 4 4-6 12, Franklin 3 1-2 7, Fairley 6 1-4 13, Quash 6 6-7 18, Owens 2 4-5 8, Peszko 0 0-0 0, Crouse 0 0-0 0, Pope 5 2-3 12, White 3 1-1 7. Totals – 29 19-28 77.

FURMAN – Jackson 0 2-2 2, Clark 0 0-0 0, Bierly 3 3-4 9, Hunt 6 11-12 23, Simpson 15 6-9 36, Kelley 0 4-4 4, Dougherty 0 0-0 0, Brenizer 0 0-0 0, Collier 0 1-1 1. Totals 24 27-32 75.

Halftime – East Carolina 36, Furman 33.

Regulation – Tied 66-66.

1973 (at Richmond, VA)

FIRST ROUND

Davidson 88, VMI 77
East Carolina 96, Richmond 62
William & Mary 97, The Citadel 72
Furman 101, Appalachian State 68

SEMIFINALS

Davidson 79, William & Mary 76
Furman 68, East Carolina 60

CHAMPIONSHIP GAME

Furman 99, Davidson 81

FURMAN – Simpson 10 3-10 23, Mayes 10 4-5 24, Leonard 8 4-6 20, Hunt 2 0-0 4, Hill 2 0-0 4, Kelley 2 8-11 12, Lynch 4 1-2 9, Clark 0 0-2 0, Brenizer 1 0-0 2, Bierly 0 0-0 0, Dougherty 0 1-1 1. Totals – 39 21-37 99.
DAVIDSON – Dunn 7 10-12 24, T. Pecorak 2 2-2 6, Horowitz 3 4-4 10, Falconi 5 4-7 14, Sorrentino 5 0-0 10, J. Pecorak 4 2-3 10, Wagner 0 0-0 0, Powell 2 0-0 4, Parker 0 0-0 0, Gadaire 1 1-2 3. Totals – 29 23-30 81.

Halftime – Furman 48, Davidson 35.

1974 (at Richmond, VA)

FIRST ROUND

Richmond 69, VMI 59
Furman 75, Appalachian State 60
William & Mary 75, East Carolina 67 (2 OT)
Davidson 82, The Citadel 69

SEMIFINALS

Richmond 86, Davidson 68
Furman 70, William & Mary 55

CHAMPIONSHIP GAME

Furman 62, Richmond 60

FURMAN – Mayes 10 1-1 21, Lynch 3 0-1 6, Leonard 5 1-2 11, Kelley 5 4-5 14, Grimm 3 1-2 7, Hall 0 0-1 0, Bierly 1 1-2 3, Clark 0 0-0 0, Hill 0 0-1 0. Totals – 27 8-15 62.
RICHMOND – Gray 5 1-4 11, Stewart 9 1-2 19, McCurdy 7 1-2 15, Catlett 0 0-0 0, Mack 4 0-0 8, Sanford 1 0-0 2, Collier 0 0-0 0, Eastman 2 1-2 5. Totals – 28 4-10 60.

Halftime – Furman 28, Richmond 20.

1975

FIRST ROUND

(at Greenville, SC)
Furman 75, Appalachian State 69
(at Greenville, NC)
East Carolina 78, The Citadel 66
(at Richmond, VA)
VMI 85, Richmond 81
(at Williamsburg, VA)
William & Mary 78, Davidson 64

SEMIFINALS

(at Greenville, SC)
Furman 94, VMI 18
William & Mary 69, East Carolina 66

CHAMPIONSHIP GAME

(Greenville, SC)

Furman 66, William & Mary 55
FURMAN – Hill 2 0-0 4, Leonard 4 0-0 8, Mayes 4 2-2 10, Lynch 6 8-8 20, Hall 8 4-4 20, Green 0 0-0 0, Smith 0 0-2 0, Deal 0 0-0 0, Cottingham 1 2-2 4, Totals – 25 16-18 66.
WILLIAM & MARY – Lowenhaupt 2 2-2 6, Satterthwaite 7 5-5 19, Vail 5 0-0 10, Courage 2 0-0 4, Enoch 4 0-1 8, Byrd 1 0-0 2, Kratzer 2 0-0 4, McDonough 1 0-0 2, Arbogast 0 0-0 0, Monckton 0 0-0 0, Blount 0 0-0 0, Powell 0 0-2 0. Totals – 24 7-10 55.

Halftime – Furman 30, William & Mary 20.

1976

FIRST ROUND

(at Williamsburg, VA)
William & Mary 70, Furman 57
(at Lexington, VA)
VMI 71, Davidson 69
(at Richmond, VA)
Richmond 82, The Citadel 69
(at Greenville, NC)
Appalachian State 79, East Carolina 72

SEMIFINALS

(Greenville, SC)
VMI 71, Appalachian State 64
Richmond 84, William & Mary 78

CHAMPIONSHIP GAME

(Greenville, SC)

VMI 41, Richmond 33
VMI – Carter 4 3-3 11, Krovic 3 4-4 10, Bynum 2 5-6 9, Montgomery 2 2-3 6, Reppart 0 0-0 0, Lombard 1 3-4 5, Borojevich 0 0-0 0. Totals – 12 17-20 41.
RICHMOND – Slappy 1 0-0 2, Eastman 3 2-3 8, Morton 4 0-1 8, Butler 3 1-2 7, Sullivan 2 0-0 4, Sanford 1 0-0 2, Campbell 1 0-0 2. Totals: 15 3-6 33.

Halftime – VMI 9, Richmond 8.

1977

FIRST ROUND

(at Boone, NC)
Appalachian State 71, Davidson 66
(at Williamsburg, VA)
East Carolina 79, William & Mary 76

(at Greenville, SC)

Furman 76, The Citadel 69

SEMIFINALS

(at Roanoke, VA)
VMI 88, East Carolina 77
Appalachian State 70, Furman 64

CHAMPIONSHIP GAME

(at Roanoke, VA)

VMI 69, Appalachian State 67 (OT)
APPALACHIAN STATE – Searcy 6 2-2 14, Bowser 4 0-0 8, Hubbard 3 1-2 7, Robinson 5 4-4 14, Anderson 8 0-0 16, Gentry 3 0-0 6, Campbell 1 0-2 2, Pace 0 0-0 0. Totals 30 7-10 67.
VMI – Carter 4 1-2 9, Bynum 2 2-2 6, Montgomery 10 8-8 28, Krovic 5 8-9 18, Lombard 2 0-0 4, Borojevich 1 0-1 2, Salmond 1 0-0 2, Kelley 0 0-0 0. Totals – 25 19-22 69.
Halftime – Appalachian St 33, VMI 27.
Regulation – Tied 59-59.

1978

FIRST ROUND

(at Boone, NC)
Appalachian State 81, The Citadel 64
(at Greenville, SC)
Furman 83, Chattanooga 73
(at Huntington, WV)
Marshall 64, Western Carolina 56
(at Lexington, VA)
VMI 95, Davidson 80

SEMIFINALS

(at Roanoke, VA)
Marshall 76, VMI 71
Furman 72, Appalachian State 68

CHAMPIONSHIP GAME

(at Roanoke, VA)

Furman 69, Marshall 53
FURMAN – Arnold 5 2-2 12, Daniel 5 1-2 11, Moore 7 5-8 19, Smith 0 0-0 0, Grimm 7 6-8 20, Crowe 0 5-6 5, Harris 1 0-0 2, McKinney 0 0-0 0, Knight 0 0-0 0, Means 0 0-2 0, Butler 0 0-0 0. Totals – 25 19-28 69.
MARSHALL – Young 2 2-2 6, Major 1 0-0 2, Hall 5 1-2 11, White 0 0-0 0, Gibson 4 0-0 8, Steele 1 0-0 2, Labanowski 2 0-0 4, Burtis 1 0-0 2, Novak 5 5-6 15, Hamier 0 2-2 2, Marz 0 1-3 1. Totals – 21 11-15 53.

Halftime – Furman 33, Marshall 22.

1979

FIRST ROUND

(at Greenville, SC)
Furman 86, Chattanooga 68
(at Charleston, SC)
The Citadel 86, Davidson 79
(at Cullowhee, NC)
Western Carolina 67, Marshall 50
(at Boone, NC)
Appalachian State 73, VMI 63

SEMIFINALS

(at Roanoke, VA)
Furman 105, The Citadel 94
Appalachian State 65, Western Carolina 43

CHAMPIONSHIP GAME

(Roanoke, VA)

Appalachian State 86, Furman 83
FURMAN – A. Daniel 13 5-6 31, McKinney 5 0-0 10, Moore 8 5-6 21, Crowe 2 0-0 4, White 1 0-0 2, Hanks 1 0-0 2, M. Daniel 4 1-1 9, Harness 2 0-0 4. Totals – 36 11-13 83.
APPALACHIAN STATE – Lawrence 7 0-1 14, Payton 8 2-2 18, Hubbard 3 3-4 9, Robinson 7 12-15 26, Anderson 2 7-9 11, Fitch 1 4-5 6, Jackson 0 2-2 2. Totals – 28 30-38 86.
Halftime – Appalachian State 40, Furman 34.

1980

FIRST ROUND

(at Greenville, SC)
Furman 87, VMI 75
(at Huntington, WV)
Marshall 100, The Citadel 66
(at Cullowhee, NC)
Appalachian State 67, W. Carolina 66 (OT)
(at Johnson City, TN)
East Tennessee State 71, Chattanooga 67

SEMIFINALS

(at Roanoke, VA)
Marshall 91, Appalachian State 76
Furman 93, East Tennessee State 81

CHAMPIONSHIP GAME

(at Roanoke, VA)

Furman 80, Marshall 62
MARSHALL – Labanowski 4 1-3 9, Watson 2 0-2 4, Washington 7 1-2 15, Campbell 6 2-2 14, White 7 2-3 16, Price 2 0-1 4. Totals – 28 6-13 62.
FURMAN – McKinney 1 1-2 3, White 7 2-3 16, Moore 6 4-9 16, Daniel 2 4-5 8, Hunt 9 4-6 22, Crowe 2 2-2 6, Small 3 1-2 7, Hanks 0 2-4 2. Totals – 30 20-33 80.
Halftime – Marshall 36, Furman 32.

1981

FIRST ROUND

(at Chattanooga, TN)
Chattanooga 89, VMI 63
(at Davidson, NC)
Marshall 90, Davidson 77
(at Boone, NC)
Appalachian State 75, Furman 71 (OT)
(at Johnson City, TN)
Western Carolina 91, E. Tennessee State 80

SEMIFINALS

(at Roanoke, VA)
Appalachian State 77, Marshall 62
Chattanooga 79, Western Carolina 70.

CHAMPIONSHIP GAME

(at Roanoke, VA)

Chattanooga 59, Appalachian State 55
APPALACHIAN STATE – Harris 0 1-2 1, Capehart 3 0-2 6, Payton 6 9-10 21, McMillian 1 2-3 4, Fitch 5 0-0 10, Jones 1 3-4 5, Hunt 0 0-0 0, Ferguson 0 0-0 0, Gant 2 4-6 8. Totals – 18 19-27 55.

CHATTANOOGA – Smith 2 2-2 6, Jones 5 0-0 10, Lawrence 4 1-2 9, Morken 10 4-4 24, White 2 0-0 4, Clark 1 0-0 2, Cochran 0 0-0 0, Schoene 2 0-1 4. Totals – 26 7-9 59.

Halftime – Chattanooga 34, Appalachian St. 25.

1982

FIRST ROUND

(at Chattanooga, TN)

Chattanooga 62, Appalachian State 53

(at Cullowhee, NC)

The Citadel 66, Western Carolina 62

(at Davidson, NC)

Davidson 74, Furman 66

(at Johnson City, TN)

East Tennessee State 110, Marshall 92

SEMIFINALS

(at Charleston, WV)

Chattanooga 70, East Tennessee State 65

Davidson 57, The Citadel 54

CHAMPIONSHIP GAME

(at Charleston, WV)

Chattanooga 69, Davidson 58

DAVIDSON – K.Wilson 4 4-4 12, Tribus 7 0-0 15, Hall 6 5-5 17, Rowan 0 0-0 0, Carroll 5 0-0 10, McConnell 0 0-0 0, R.Wilson 2 0-1 4. Totals – 24 9-10 58.

CHATTANOOGA – Clark 3 4-5 10, Schoene 9 2-3 20, Lawrence 3 0-0 6, White 3 5-6 11, Morken 3 4-4 10, McCray 0 0-0 0, Cochran 0 0-0 0, Strickland 4 4-6 12. Totals – 25 19-24 69.

3-Point Goals – Davidson 1 (Tribus).

Halftime – Chattanooga 37, Davidson 23.

1983 (at Charleston, WV)

FIRST ROUND

Chattanooga 71, Appalachian State 58

Western Carolina 86, Davidson 62

Furman 67, Marshall 60

East Tennessee St. 75, The Citadel 65

SEMIFINALS

Chattanooga 77, Western Carolina 75 (OT)

East Tennessee State 81, Furman 68

CHAMPIONSHIP GAME

Chattanooga 70, East Tennessee St 62

E. TENNESSEE STATE – Vinson 2 2-2 6, Motley 5 1-1 12, King 9 0-0 18, Quesenberry 2 3-4 7, Mikell 5 5-8 15, Reese 2 0-0 4, Stallings 0 0-0 0. Totals – 25 10-13 62.

CHATTANOOGA – McCray 4 1-2 9, Wilkins 3 0-0 6, Strickland 2 3-4 7, Lawrence 3 0-0 6, White 7 0-3 17, Clark 7 3-4 17, Johnson 1 1-2 3, Oden 2 1-2 5. Totals – 29 9-17 70.

3-Point Goals – East Tennessee State 2 (Motley, Quensenberry); Chattanooga 3 (White 3).

Halftime – East Tennessee State 38, Chattanooga 34.

1984 (at Asheville, NC)

FIRST ROUND

Marshall 78, Davidson 68

Appalachian State 82, The Citadel 77

Chattanooga 82, East Tennessee State 50

Furman 71, Western Carolina 67

SEMIFINALS

Marshall 97, Appalachian State 67

Chattanooga 70, Furman 57

CHAMPIONSHIP GAME

Marshall 111, Chattanooga 107 (2 OT)

CHATTANOOGA – McCray 7 1-2 15, Wilkins 10 2-3 24, Morgan 3 0-0 6, White 10 7-13 28, Strickland 7 4-5 18, Brown 2 0-0 6, Head 1 0-0 3, Hunter 0 0-0 0, Oden 1 3-4 5, Dickman 1 0-0 2. Totals – 42 17-27 107.

MARSHALL – Henry 1 0-0 2, Evans 12 14-14 38, Eppes 3 2-4 8, Ervin 3 6-12 12, Wade 11 4-6 26, Nelson 2 0-0 4, Battle 1 4-4 6, Morris 0 0-0 0, Winley 0 2-2 2, Turney 4 5-7 13. Totals – 37 37-49 111.

3-Point Goals – Chattanooga 6 (Brown 2, Wilkins 2, White, Head).

Halftime – Marshall 48, Chattanooga 33.

Regulation – Tied 87-87.

1st OT – Tied 92-92

1985 (at Asheville, NC)

FIRST ROUND

Chattanooga 63, Furman 60

VMI 65, Western Carolina 63 (OT)

Marshall 83, Davidson 71

The Citadel 68, Appalachian State 62

SEMIFINALS

VMI 71, Chattanooga 69 (OT)

Marshall 79, The Citadel 68

CHAMPIONSHIP GAME

Marshall 70, VMI 65

VMI – Elmore 6 5-5 17, Sawyer 1 9-9 11, Herndon 4 0-0 8, Wins 6 0-0 12, Huffman 4 1-2 9, Gardner 0 0-0 0, Everhart 1 0-0 2, Dorsey 1 0-0 2, Current 2 0-0 4, Scott 0 0-0 0. Totals – 25 15-16 65.

MARSHALL – Guthrie 2 0-0 4, Eppes 1 2-3 4, Richardson 1 2-2 4, Henderson 8 5-7 21, Morris 2 2-2 6, Holden 0 0-0 0, Taylor 0 3-4 3, Battle 5 2-3 12, Curry 1 0-1 2, Roberts 0 2-2 2. Totals – 24 22-28 70.

Halftime – VMI 34, Marshall 33.

1986 (at Asheville, NC)

FIRST ROUND

Chattanooga 69, The Citadel 66

Appalachian State 63, W. Carolina 62 (OT)

Davidson 71, VMI 62

East Tennessee State 82, Marshall 80

SEMIFINALS

Chattanooga 68, Appalachian State 57

Davidson 74, East Tennessee State 65

CHAMPIONSHIP GAME

Davidson 42, Chattanooga 40

DAVIDSON – Tanner 2 2-4 6, Born 4 6-9 14, McConkey 0 2-2 2, Heineman 2 2-2 6, Rucker 5 0-1 10, Niebuhr 0 0-0 0, Himes 2 0-2 4, Bego 0 0-0 0, Scott 0 0-0 0. Totals – 15 12-20 42.

CHATTANOOGA – Hunter 2 3-3 7, Ivery 3 0-0 6, Fulse 2 2-3 6, Gibson 2 1-1 5, Jeter 7 0-0 14, Harris 1 0-0 2, Crank 0 0-1 0, Head 0 0-0 0. Totals – 17 6-8 40.

Halftime – Davidson 23, Chattanooga 17.

1987 (at Asheville, NC)

FIRST ROUND

Marshall 76, Appalachian State 61

Furman 85, The Citadel 78

Western Carolina 73, Chattanooga 72 (OT)

Davidson 92, VMI 63

SEMIFINALS

Marshall 77, Furman 64

Davidson 85, Western Carolina 76

CHAMPIONSHIP GAME

Marshall 66, Davidson 64 (OT)

DAVIDSON – Tanner 4 0-0 8, Himes 8 2-3 18, Schmitt 2 0-0 4, Rucker 5 0-0 14, Heineman 6 2-2 16, Keener 0 0-0 0, Gynn 2 0-0 4. Totals – 27 4-5 64.

MARSHALL – Holden 4 2-2 10, Lewis 6 2-4 15, Curry 3 0-0 6, Henderson 9 1-4 22, Humphrey 4 3-4 11, Fish 0 0-0 0, Bryson 0 2-2 2. Totals – 26 10-16 66.

3-Point Goals – Davidson 6 (Rucker 4, Heineman 2); Marshall 4 (Henderson 3, Lewis).

Halftime – 31-31; **Regulation** – 57-57.

1988 (at Asheville, NC)

FIRST ROUND

Marshall 121, The Citadel 78

Chattanooga 83, Davidson 69

VMI 78, Furman 73

East Tennessee State 82, Appalachian State 73

SEMIFINALS

Chattanooga 71, Marshall 70

VMI 79, East Tennessee State 60

CHAMPIONSHIP GAME

Chattanooga 75, VMI 61

VMI – D.Williams 6 0-1 13, Mings 3 3-4 9, Gardner 6 1-4 13, R.Williams 11 2-3 25, Tooker 0 0-0 0, Mears 0 0-0 0, M.Williams 0 0-0 0, Dorsey 0 0-0 0, Craft 0 1-2 1, Fittz 0 0-0 0, Dowd 0 0-0 0. Totals – 31 7-12 75.

CHATTANOOGA – Moon 2 2-3 6, Chandler 3 0-7, Fulse 8 1-1 7, Lyons 5 0-2, 10, Green 5 2-3 16, Sheppard 0 0-0 0, Collins 0 0-0 0, Robinson 4 0-0 0, Behrends 4 2-3 10, Spunnar, 0 0-0 0. Totals – 31 7-12 75.

3-Point Goals: VMI 2 (D.Williams, R. Williams); Chattanooga 6 (Green 4, Chandler, Robinson).

Halftime – Chattanooga 36, VMI 25.

1989 (at Asheville, NC)

FIRST ROUND

East Tennessee State 93, The Citadel 89

Chattanooga 72, Western Carolina 63

Furman 81, VMI 73

Marshall 83, Appalachian State 69

SEMIFINALS

East Tennessee State 76, Chattanooga 73

Marshall 91, Furman 68

CHAMPIONSHIP GAME

East Tennessee State 96, Marshall 73

EAST TENNESSEE STATE – West 6 2-2 17, Talford 8 4-6 20, Dennis 5 6-6 16, Jennings 5 3-4 16, Story 4 0-0 8, Geer 2 2-2 7, Jones 0 0-0 0, Cox 0 0-0 0, Webster 1 0-0 2, Woods 1 0-0 2, Keller 2 4-7 8, Larkey 0 0-0 0. Totals – 34 21-27 96.

MARSHALL – Humphrey 0 0-0 0, Strickland 6 0-1 12, Roland 3 2-5 8, Taft 13 7-10 36, Cunningham 6 0-2 12, Maynard 0 0-0 0, Williams 0 0-0 0, Williams 0 0-0 0, Dagostine 0 0-0 0, Fish 1 0-0 2, Brown 1 1-1 3, Sonhouse 0 0-0 0. Totals – 30 10-19 73.

3-Point Goals – East Tennessee State 7 (West 3, Jennings 3, Geer); Marshall 3 (Taft 3).

Halftime – East Tennessee State 39, Marshall 37.

1990 (at Asheville, NC)

FIRST ROUND

VMI 83, Chattanooga 69

East Tennessee State 75, Western Carolina 90

Furman 82, Marshall 77 (OT)

Appalachian State 86, The Citadel 71

SEMIFINALS

East Tennessee State 99, VMI 84

Appalachian State 79, Furman 62

CHAMPIONSHIP GAME

E. Tennessee State 96, Appalachian State 75

APPALACHIAN STATE – Parker 9 5-8 23, Miller 6 3-4 15, Gibson 1 1-2 3, Peel 5 2-2 15, Phillips 1 1-2 4, Ward 0 0-0 0, Spurlock 5 3-5 13, Ross 0 0-0 0, Powers 1 0-0 2. Totals – 28 15-23 75.

EAST TENNESSEE STATE – Talford 4 1-2 11, Story 3 3-5 9, Dennis 7 10-11 24, Geer 4 0-1 11, Jennings 6 3-3 16, West 5 2-2 15, Jacobs 0 0-0 0, Pelphrey 0 0-0 0, Jones 1 0-0 2, Woods 0 2-2 2, Keller 1 2-2 4, Spears 1 0-0 2. Totals – 32 23-28 96.

3-Point Goals – Appalachian State 4 (Peel 3, Phillips); East Tennessee State 9 (Geer 3, West 3, Talford 2, Jennings).

Halftime – East Tennessee State 51, Appalachian State 32.

Tournament Results

2005-06 MEN'S BASKETBALL

1991 (at Asheville, NC)

FIRST ROUND

Appalachian State 100, VMI 72
 East Tennessee St. 99, The Citadel 70
 Chattanooga 84, Western Carolina 83

SEMIFINALS

Appalachian State 100, Furman 82
 East Tennessee State 104, Chattanooga 71

CHAMPIONSHIP GAME

E. Tennessee State 101, Appalachian State 82

APPALACHIAN STATE – Parker 7 2-4 16, Spurlock 5 3-4 13, Powers 6 5-6 17, Ward 4 0-0 10, Ross 8 2-2 20, Sabato 0 2-2 2, Click 0 0-0 0, Williams 2 0-0 4, Lutz 0 0-0 0, Falkner 0 0-0 0. Totals – 32 14-18 82.
 EAST TENNESSEE STATE – English 6 4-7 16, Story 2 4-6 8, Jones 5 1-5 11, Jennings 10 7-8 31, Geer 1 2-2 4, Palmer 1 0-0 3, West 4 0-0 10, Hayes 0 0-0 0, Silvers 4 2-2 10, Riddick 0 0-0 0, Talford 1 0-0 2, Pelphrey 0 6-7 6, Woods 0 0-0 0. Totals – 34 26-37 101.

3-Point Goals – Appalachian State 4 (Ross 2, Ward 2); East Tennessee State 7 (Jennings 4, West 2, Geer).

Halftime – East Tennessee State 56, Appalachian State 44.

1992 (at Asheville, NC)

FIRST ROUND

East Tennessee State 89, The Citadel 55
 Chattanooga 84, VMI 49
 Marshall 83, Furman 76
 Appalachian State 86, Western Carolina 69

SEMIFINALS

East Tennessee State 77, Appalachian State 69
 Chattanooga 84, Marshall 68

CHAMPIONSHIP GAME

East Tennessee State 74, Chattanooga 63

EAST TENNESSEE STATE – English 5 0-2 10, Story 1 0-0 2, Dennis 9 9-10 28, Talford 3 4-6 12, Niblett 4 1-2 10, Palmer 0 1-2 1, Dudley 0 0-0 0, Silvers 2 0-1 4, Riddick 0 0-0 0, Pelphrey 2 2-2 7, Hodge 0 0-0 0, Brunn 0 0-0 0, Spears 0 0-0 0. Totals – 26 17-25 74.

CHATTANOOGA – Threats 1 1-2 3, Nelson 8 1-3 17, Redden 0 0-0 0, Brooks 2 5-5 9, Sutton 7 4-5 21, Stewart 1 1-1 3, Neal 0 1-2 1, Woods 2 0-0 4, Born 0 0-0 0, Wilson 0 0-0 0, Snead 2 0-0 4. Totals – 23 13-18 62.

3-Point Goals – East Tennessee State 5 (Talford 2, Dennis, Niblett, Pelphrey); UT-Chattanooga 3 (Sutton 3).

Halftime – Chattanooga 35, East Tennessee State 30.

1993 (at Asheville, NC)

FIRST ROUND

Furman 76, VMI 51
 Appalachian State 84, Western Carolina 73

QUARTERFINALS

Chattanooga 85, Furman 69
 East Tennessee State 97, Appalachian State 84
 Davidson 67, Marshall 65
 Georgia Southern 72, The Citadel 41

SEMIFINALS

Chattanooga 72, Davidson 68
 East Tennessee State 84, Georgia Southern 76 (OT)

CHAMPIONSHIP GAME

Chattanooga 86, East Tennessee State 75

EAST TENNESSEE STATE – Silvers 3 2-2 8, Pelphrey 8 6-6 27, Jones 3 0-0 6, Niblett 3 0-0 6, Palmer 4 3-4 14, Patterson 4 1-2 9, Pennington 1 0-0 3, McClellan 0 2-2 2, Powe 0 0-0 0, Spears 0 0-0 0, Totals – 26 14-16 75.

CHATTANOOGA – Born 3 0-0 6, Robb 8 0-0 16, D. Woods 2 4-4 9, Brooks 6 5-8 20, Jackson 7 8-10 22, Copeland 4 1-1 11, Snead 1 0-0 2, Redden 0 1-0 0. Totals – 31 18-24 86.

3-Point Goals – East Tennessee State 9 (Pelphrey 5, Palmer 3, Pennington); Chattanooga 6 (Brooks 3, Copeland 2, D. Woods).

Halftime – Chattanooga 49, East Tennessee State 30.

1994 (at Asheville, NC)

FIRST ROUND

Furman 75, The Citadel 70
 VMI 84, Marshall 62

QUARTERFINALS

Chattanooga 85, Furman 81
 Georgia Southern 85, Appalachian State 60
 Davidson 71, VMI 61
 Western Carolina 79, East Tennessee State 78

SEMIFINALS

Chattanooga 99, Georgia Southern 91 (OT)
 Davidson 93, Western Carolina 89

CHAMPIONSHIP GAME

Chattanooga 65, Davidson 64

DAVIDSON – Narat 3 1-2 7, Williams 6 0-0 14, Spain 5 0-1 10, Alpert 1 0-0 3, Anderson 2 0-0 4, Donnelly 3 1-2 9, Zimmerman 1 0-0 2, Harwood 2 2-2 7, McGuire 4 0-0 8. Totals – 27 4-7 64.

CHATTANOOGA – Hanson 4 4-6 14, Born 3 2-2 8, Smith 5 1-2 11, Robb 2 3-5 7, Copeland 7 2-2 21, Moore 0 0-0 0, Henderson 1 0-0 2, Woods 1 0-0 2, Oliver 0 0-0 0. Totals – 23 12-17 65.

3-Point Goals – Davidson 6 (Donnelly 2, Williams 2, Harwood, Alpert); Chattanooga 7 (Copeland 5, Hanson 2).

Halftime – Davidson 38, Chattanooga 35.

1995 (at Asheville, NC)

FIRST ROUND

Georgia Southern 94, VMI 71
 Appalachian State 78, Furman 73

QUARTERFINALS

Chattanooga 70, Georgia Southern 66
 East Tennessee State 85, The Citadel 65
 Appalachian State 93, Marshall 82
 Western Carolina 78, Davidson 74

SEMIFINALS

Chattanooga 71, East Tennessee State 69
 Western Carolina 74, Appalachian State 64

CHAMPIONSHIP GAME

Chattanooga 63, Western Carolina 61

CHATTANOOGA – Hanson 4 5-6 15, Born 5 6-6 17, Scott 2 1-2 5, Walters 0 0-0 0, Oliver 2 0-0 5, Lemons 0 1-2 1, Neal 0 0-0 0, Henderson 2 6-9 10, Watkins 3 2-2 10. Totals – 18 21-27 63.

WESTERN CAROLINA – Ford 3 0-0 7, Kullum 6 2-2 14, Scholtz 1 2-2 4, King 4 9-10 18, McCollum 6 1-2 17, Bradley 0 0-0 0, Gibson 0 0-0 0, Scott 0 1-2 1. Totals – 20 15-18 61.

3-Point Goals – Chattanooga 6 (Hanson 2, Watkins 2, Born 1, Oliver 1); Western Carolina 6 (McCollum 4, Ford 1, King 1).

Halftime – Western Carolina 31, Chattanooga 22.

1996 (at Greensboro, NC)

FIRST ROUND

Appalachian State 75, The Citadel 73

QUARTERFINALS

Davidson 67, East Tennessee State 43
 Marshall 82, Chattanooga 81
 Western Carolina 74, Appalachian State 66
 VMI 91, Furman 89 (OT)

SEMIFINALS

Davidson 92, Marshall 77
 Western Carolina 97, VMI 93

CHAMPIONSHIP GAME

Western Carolina 69, Davidson 60

WESTERN CAROLINA – Stafford 2 2-2 10, Scholtz 4 0-0 8, Wright 2 4-4 8, Fleming 2 1-2 5, McCollum 3 7-9 13, Butler 0 0-0 0, Gibson 0 0-0 0, Kullum 3 6-6 12, Mayo 0 2-2 2, Chennault 0 0-0 0, Graham 5 1-1 11. Totals – 21 25-30 69.

DAVIDSON – Ewodo 6 2-4 15, Williams 7 1-1 17, Harwood 2 2-2 6, Alpert 6 4-5 16, Minlend 1 2-6 4, Donnelly 0 0-0 0, Ton 0 0-0 0, Anderson 1 0-0 2, Holmes 0 0-0 0, McGuire 0 0-0 0. Totals – 23 11-18 60.

3-Point Goals – Western Carolina 2 (Stafford 2); Davidson 3 (Ewodo 1, Williams 2).

Halftime – Western Carolina 39, Davidson 27.

1997 (at Greensboro, NC)

FIRST ROUND

VMI 87, Furman 84 (OT)
 Georgia Southern 68, East Tennessee State 48

QUARTERFINALS

Chattanooga 84, VMI 62
 Davidson 83, The Citadel 61
 Marshall 78, Georgia Southern 46
 Appalachian State 87, Western Carolina 68

SEMIFINALS

Chattanooga 77, Davidson 70
 Marshall 84, Appalachian State 78

CHAMPIONSHIP GAME

Chattanooga 71, Marshall 70 (OT)

CHATTANOOGA – Conner 3 2-2 10, Taylor 4 4-6 14, Mims 7 2-4 16, Young 5 2-2 16, Moore 0 0-0 0, Phillips 1 1-3 3, Collier 4 4-4 12, Oloko 0 0-0 0. Totals – 24 15-21 71.

MARSHALL – Morton 5 4-4 14, Brannen 7 4-4 21, Wright 0 0-0 0, Coles 4 0-1 8, Veney 9 3-4 27, Gray 0 0-0 0, King 0 0-0 0. Totals 25 11-13 70.

3-Point Goals – Chattanooga 8 (Conner 2, Taylor 2, Young 4); Marshall 9 (Brannen 3, Veney 6).

Halftime – Marshall 33, Chattanooga 30.

Regulation – Tied 64-64.

1998 (at Greensboro, NC)

FIRST ROUND

Georgia Southern 57, East Tennessee State 47
 UNC Greensboro 60, Western Carolina 59

QUARTERFINALS

Davidson 72, Georgia Southern 68
 The Citadel 77, VMI 66
 Chattanooga 56, UNC Greensboro 55
 Appalachian State 60, Furman 58

SEMIFINALS

Davidson 68, The Citadel 59
 Appalachian State 85, Chattanooga 75

CHAMPIONSHIP GAME

Davidson 66, Appalachian State 62

DAVIDSON – Halbauer 1 0-0 3, Kosmalski 3 0-2 7, Marshall 3 1-1 7, Donnelly 4 2-2 13, Ton 0 0-0 0, Armstrong 3 3-4 10, Burns 3 0-0 9, Holmes 0 0-0 0, Ebong 6 5-8 17. Totals – 23 11-17 66.

APPALACHIAN STATE – Phillips 5 4-4 17, Livingston 4 0-5 8, Patterson 5 2-3 13, Adderley 2 5-7 10, Darner 4 2-2 12, Adams 0 0-0 0, McMahon 0 0-0 0, Tyler 0 0-0 0, Crosston 0 0-0 0, Grover 1 0-0 2. Totals – 21 13-21 62.

3-Point Goals – Davidson 9 (Donnelly 3, Burns 3, Halbauer 1, Kosmalski 1, Armstrong 1); Appalachian State 7 (Phillips 3, Darner 2, Patterson 1, Adderley 1).

Halftime – Davidson 40, Appalachian St. 31.

1999 (at Greensboro, NC)

FIRST ROUND

Furman 57, VMI 49
 Western Carolina 67, Wofford 64
 Georgia Southern 81, UNC Greensboro 78
 East Tennessee State 72, The Citadel 59

QUARTERFINALS

College of Charleston 98, Furman 74
Western Carolina 82, Davidson 77
Appalachian State 74, Georgia Southern 65
Chattanooga 77, East Tennessee State 65

SEMIFINALS

College of Charleston 80, W. Carolina 49
Appalachian State 94, Chattanooga 91 (2OT)

CHAMPIONSHIP GAME

College of Charleston 77, Appalachian State 67

COFC – Webber 3 0-0 6, Lumpkin 6 0-1 12, McCravy 1 4-6 6, President 3 7-7 15, Johnson 9 1-1 21, Brown 3 1-1, 7, Bolton 0 0-0 0, Thomas 3 3-4 10. Totals – 28 16-20 77.
APPALACHIAN STATE – Phillips 6 5-6 18, Adderley 1 0-1 2, Holmes 5 2-2 12, Patterson 4 0-0 11, McMahon 5 1-4 15, Adams 1 0-0 2, Davis 0 0-0 0, Fritts 0 0-0 0, Alexander 1 0-0 2, Grover 2 1-2 5. Totals – 25 9-15 67.

3-Point Goals – College of Charleston 5 (President 2, Johnson 2, Thomas 1); Appalachian State 8 (Phillips 1, Patterson 3, McMahon 4).

Halftime – Appalachian State 37, College of Charleston 30.

2000 (at Greenville, SC)

FIRST ROUND

Chattanooga 90, Western Carolina 75
Furman 77, UNCG 61
East Tennessee State 85, The Citadel 71
Wofford 81, VMI 72

QUARTERFINALS

Appalachian State 88, Chattanooga 66
Furman 68, Georgia Southern 54
College of Charleston 65, E. Tennessee State 51
Wofford 65, Davidson 64

SEMIFINALS

Appalachian State 60, Furman 56
College of Charleston 74, Wofford 64

CHAMPIONSHIP GAME

Appalachian State 68, College of Charleston 56

APPALACHIAN STATE – Patterson 7 7-10 21, Leach 6 3-5 16, Alexander 5 1-2 11, Cooper 4 2-2 10, Homes 1 3-4 5, McMahon 1 0-0 3, Shehan 1 0-1 2, Davis 0 0-0 0. Totals 25 16-24 68.

COLLEGE OF CHARLESTON – Lumpkin 5 6-9 16, Bolton 3 4-4 11, Griffin 4 0-0 11; Bowie 2 2-2 6; Rothseiden 3 0-0 6, Nelson 2 0-0 4, Wheless 1 0-0 2; Harris 0 0-0 0. Totals 20 12-15 56.

3-Point Goals – Appalachian State 2 (Leach 1, McMahon 1; College of Charleston 4 (Griffin 3, Bolton 1).

Halftime – College of Charleston 29, Appalachian State 28

2001 (at Greenville, SC)

FIRST ROUND

Davidson 60, Wofford 57
Western Carolina 67, The Citadel 57
Georgia Southern 76, VMI 59
Appalachian State 58, Furman 56

QUARTERFINALS

Davidson 57, College of Charleston 54
UNC Greensboro 91, Western Carolina 69
Georgia Southern 65, East Tennessee State 64
Chattanooga 78, Appalachian State 74

SEMIFINALS

UNC Greensboro 73, Davidson 68
Chattanooga 84, Georgia Southern 73

CHAMPIONSHIP GAME

UNC Greensboro 67, Chattanooga 66
UNC GREENSBORO - Schuck 9 3-4 21, Taylor 3- 8-12 14, Jameson 2 4-4 10, Joseph 4 0-0 10, Eldridge 3 2-4 8, Popp 2 0-0 4, Boythe 4 0-0 10. Totals – 26 11-13 66.
CHATTANOOGA - McCully 7 5-5 19, Young 7 1-1 18, Morton 5 1-2 11, Pullian 3 0-0 6, Harper 2 2-2 6, Parker 1 2-3 4, Townsend 1 0-0 2. Totals – 23 17-24 67.

3-Point Goals – UNC Greensboro - 4 (Jameson 2, Joseph 2); Chattanooga - 3 (Young 3).

Halftime – UNC Greensboro 31, Chattanooga 27

2002 (at North Charleston, SC)

FIRST ROUND

The Citadel 80, VMI 70
UNC Greensboro 70, Wofford 41
Furman 65, Western Carolina 61
College of Charleston 85, Appalachian St 61

QUARTERFINALS

Davidson 71, The Citadel 58
UNC Greensboro 67, Chattanooga 57
Furman 73, Georgia Southern 70
College of Charleston 76, East Tennessee State 75 (OT)

SEMIFINALS

Davidson 68, UNC Greensboro 58
Furman 44, College of Charleston 43

CHAMPIONSHIP GAME

Davidson 62, Furman 57
FURMAN – Zeigler 5 4-4 14, Souchu 5 0-0 12, Foster 3 0-0 9, Gonzalez 2 3-4 7, Ndoye 2 2-2 6, Thomas 3 0-0 6, Da Luz 1-9 1-3 3, Sanders 0-1 0-0 0. Totals 21 10-13 57.

DAVIDSON – Anderer 7 2-3 22, Pearson 6 4-7 16, Bernard 3 3-4 9, Ides 2 2-2 6, Booker 2 0-1 4, Bree 1 0-0 3, TONELLA, Fernando 1 0-0 2. Totals 22 11-17 62.

3-Point Goals – Furman 5 (Foster 3, Souchu 2); Davidson 7 (Anderer 6, Bree 1)

Halftime – Furman 28, Davidson 24

2003 (at North Charleston, SC)

FIRST ROUND

Georgia Southern 89, Western Carolina 81
Wofford 77, UNC Greensboro 73
VMI 62, Furman 56
Appalachian St 73, The Citadel 63

QUARTERFINALS

Col of Charleston 67, Georgia Southern 53
East Tennessee State 80, Wofford 75
VMI 66, Davidson 60
Chattanooga 98, Appalachian State 67

SEMIFINALS

E. Tennessee State 65, Col of Charleston 55
Chattanooga 77, VMI 58

CHAMPIONSHIP GAME

East Tennessee St 97, Chattanooga 90
EAST TENNESSEE STATE – Smith 9 4-5 25; Wadood 7 2-5 17; Nuckles 5 6-6 16; Lawson 3 4-4 13; Fields 47 3-3 12; Rhoda 4 2-2 10; Anthony 1 2-2 4. Totals 33 23-27 97.
CHATTANOOGA – Champion 11 3-6 27; Rogan 12 2-2 27; Parker 4 2-2 13; Trowell 4 2-2 10; Morgan 1 4-4 6; Pugh 2 1-2 6; Matthews 0 1-2 1; Benson 0 0-0 0. Totals 34 15-20 90.

3-Point Goals – ETSU 8 (Smith 3, Lawson 3, Wadood 1, Fields 1); Chattanooga 7 (Parker 3, Champion 2, Pugh 1, Rogan 1)

Halftime – ETSU 48, Chattanooga 40

2004 (at North Charleston, SC)

FIRST ROUND

Furman 73, Western Carolina 68
Elon 66, The Citadel 56
Wofford 85, UNC Greensboro 82
College of Charleston 71, Appalachian State 61

QUARTERFINALS

East Tennessee State 94, Furman 84
Davidson 68, Elon 61
Georgia Southern 82, Wofford 69
Chattanooga 89, College of Charleston 78

SEMIFINALS

East Tennessee State 96, Davidson 84
Chattanooga 90, Georgia Southern 87

CHAMPIONSHIP GAME

East Tennessee St 78, Chattanooga 62
CHATTANOOGA – Champion 1 0-0 2; Katelynas 3 3-4 9; Brown 4 1-1 10, Trowell 1 3-4 6, Rogan 0 0-0 0, Pugh 8 3-4 20, Richardson 3 0-0 9, Matthews 0 0-0 0, Long 1 0-0 2, Walton 0 0-0 0, Anderson 2 0-0 4. Totals 23 10-13 62.

EAST TENNESSEE STATE – Fields 3 1-1 8, Wadood 6 1-1 14, Rhoda 4 2-2 10, Smith 10 2-2 25, Strong 5 0-1 11, Scott 0 0-0 0, Nuckles 3 3-4 10. Totals 31 9-11 78.

3-Point Goals – Chattanooga 6 (Brown 1, Trowell 1, Pugh 1, Richardson 3). East Tennessee State 7 (Fields 1, Wadood 1, Smith 3, Strong 1, Nuckles 1).

Halftime – ETSU 43, Chattanooga 35

2005 (at Chattanooga, TN)

FIRST ROUND

Elon 64, Wofford 58
Georgia Southern 69, W. Carolina 57
East Tennessee State 87, Furman 84
Appalachian State 68, The Citadel 59

QUARTERFINALS

Davidson 67, Elon 53
UNC Greensboro 73, Georgia So.71
Chattanooga 77, E. Tennessee State 70
Appalachian State 63, Col. of Charleston 60

SEMIFINALS

UNC Greensboro 73, Davidson 68
Chattanooga 57, Appalachian State 51

CHAMPIONSHIP GAME

Chattanooga 66, UNC Greensboro 62
UNC GREENSBORO- Gross 5 7-10 19; Hickman 4 2-7 13, Hines, Kyle 4 6-7 12, Burrell, Ronnie 4 4-7 10, Bristow, Ray 2 1-7 5, Johnson, Dwayne 2 1-5 3.
CHATTANOOGA –Anderson 6 6-8 13; Katelynas 7 4-10 12; Brown 7 3-8 11; Pugh 3 5-9 11; Long 2 2-7 9; Cherry 4 2-7 4; Hood 2 1-3 2; Malone 2 1-2 2.

3-Point Goals- Chattanooga 7 (Katelynas 2, Brown 2, Cherry 1, Long 1, Pugh 1); UNC Greensboro 6 (Gross 4, Hickman 1, Bristow 1)

Halftime -- Chattanooga 27, UNC Greensboro 19

Tournament Results



2005-06 MEN'S BASKETBALL

TOURNAMENT PROGRESSION CHART

| Current Members | First Round - Quarterfinals | | Semifinals | | Championship | | Overall | | |
|-----------------------|--------------------------------|------------|------------|-----------|--------------|-----------|------------|------------|-------------|
| | W | L | W | L | W | L | W | L | Pct. |
| Appalachian State | 23 | 17 | 8 | 9 | 2 | 6 | 33 | 32 | .508 |
| College of Charleston | 6 | 3 | 2 | 2 | 1 | 1 | 9 | 6 | .600 |
| Chattanooga | 21 | 8 | 15 | 5 | 9 | 6 | 45 | 19 | .703 |
| The Citadel | 8 | 44 | 1 | 6 | 0 | 1 | 9 | 52 | .148 |
| Davidson | 26 | 24 | 14 | 12 | 7 | 7 | 47 | 43 | .522 |
| Elon | 2 | 2 | 0 | 0 | 0 | 0 | 2 | 2 | .500 |
| Furman | 26 | 31 | 9 | 12 | 6 | 3 | 41 | 46 | .471 |
| Georgia Southern | 11 | 8 | 0 | 4 | 0 | 0 | 11 | 12 | .478 |
| UNC Greensboro | 5 | 5 | 2 | 1 | 1 | 1 | 8 | 7 | .533 |
| Western Carolina | 10 | 19 | 2 | 6 | 1 | 1 | 13 | 26 | .333 |
| Wofford | 4 | 6 | 0 | 1 | 0 | 0 | 4 | 7 | .364 |
| Totals | 142 | 167 | 53 | 58 | 27 | 26 | 222 | 252 | .468 |

| Former Members | W | L | W | L | W | L | W | L | Pct. |
|------------------------|------------|------------|------------|------------|-----------|-----------|------------|------------|-------------|
| Alabama | 7 | 6 | 2 | 1 | 1 | 1 | 10 | 8 | .556 |
| Auburn | 7 | 8 | 1 | 1 | 0 | 1 | 8 | 10 | .444 |
| Clemson | 4 | 14 | 2 | 0 | 1 | 1 | 7 | 15 | .318 |
| Duke | 23 | 6 | 16 | 2 | 5 | 11 | 44 | 19 | .698 |
| East Carolina | 5 | 7 | 2 | 3 | 1 | 1 | 8 | 11 | .421 |
| East Tennessee State | 16 | 11 | 8 | 5 | 6 | 2 | 30 | 18 | .625 |
| Florida | 3 | 2 | 0 | 1 | 0 | 0 | 3 | 3 | .500 |
| George Washington | 14 | 8 | 6 | 8 | 3 | 3 | 23 | 19 | .548 |
| Georgia | 17 | 5 | 2 | 4 | 1 | 1 | 20 | 10 | .667 |
| Georgia Tech | 9 | 9 | 0 | 2 | 0 | 0 | 9 | 11 | .450 |
| Kentucky | 12 | 5 | 1 | 3 | 0 | 1 | 13 | 9 | .591 |
| Louisiana State | 2 | 7 | 0 | 0 | 0 | 0 | 2 | 7 | .222 |
| Marshall | 11 | 8 | 7 | 4 | 3 | 4 | 21 | 16 | .568 |
| Maryland | 9 | 17 | 2 | 5 | 1 | 1 | 12 | 23 | .343 |
| Mississippi | 9 | 4 | 1 | 3 | 1 | 0 | 11 | 7 | .611 |
| Mississippi State | 8 | 5 | 2 | 2 | 1 | 1 | 11 | 8 | .579 |
| North Carolina | 29 | 11 | 12 | 6 | 8 | 4 | 49 | 21 | .700 |
| North Carolina State | 19 | 12 | 9 | 6 | 7 | 2 | 35 | 20 | .636 |
| Richmond | 14 | 17 | 6 | 7 | 0 | 6 | 20 | 30 | .400 |
| South Carolina | 7 | 14 | 2 | 3 | 1 | 1 | 10 | 18 | .357 |
| Tennessee | 4 | 8 | 0 | 1 | 0 | 0 | 4 | 9 | .308 |
| Tulane | 4 | 6 | 1 | 0 | 0 | 1 | 5 | 7 | .417 |
| University of South | 1 | 3 | 0 | 0 | 0 | 0 | 1 | 3 | .250 |
| Vanderbilt | 5 | 5 | 1 | 0 | 1 | 0 | 7 | 5 | .583 |
| Virginia | 5 | 9 | 0 | 0 | 0 | 0 | 5 | 9 | .357 |
| VMI | 14 | 41 | 5 | 7 | 3 | 2 | 22 | 50 | .306 |
| Virginia Tech | 8 | 13 | 2 | 5 | 0 | 2 | 10 | 20 | .333 |
| Washington & Lee | 11 | 13 | 5 | 4 | 2 | 3 | 18 | 20 | .474 |
| Wake Forest | 6 | 4 | 2 | 4 | 1 | 1 | 9 | 9 | .500 |
| West Virginia | 17 | 1 | 12 | 5 | 10 | 2 | 39 | 8 | .830 |
| William & Mary | 21 | 14 | 4 | 16 | 0 | 4 | 25 | 34 | .424 |
| Totals | 321 | 293 | 113 | 108 | 57 | 56 | 491 | 457 | .518 |
| Combined Totals | 463 | 461 | 166 | 166 | 84 | 82 | 713 | 709 | .501 |
| Non-Members | 14 | 16 | 2 | 2 | 0 | 2 | 16 | 20 | .444 |
| OVERALL | 477 | 476 | 168 | 168 | 84 | 84 | 729 | 729 | .500 |



NCAA Tournament Results

1939 – WAKE FOREST: Eastern Regional (0-1)
Ohio State L 64-52 Regional Semifinal

1941 – NORTH CAROLINA: Fourth in Eastern Regional (0-2)
1941 Pittsburgh L 26-20 Regional Semifinal
1941 Dartmouth L 60-59 Regional Third Place

1946 – NORTH CAROLINA: First in Eastern Regional (2-1)
1946 New York Univ. W 57-49 Regional Semifinal
1946 Ohio State W 60-57 (OT) Regional Final
1946 Oklahoma State L 43-40 Championship Game

1950 – N.C. STATE: Second in Eastern Regional (2-1)
1950 Holy Cross W 87-74 Regional Semifinal
1950 City Coll. of NY L 78-73 Regional Final
1950 Baylor W 53-41 National Consolation

1951 – N.C. STATE: Fourth in East Regional (1-2)
1951 Villanova W 67-62 Regional 1st Rd.
1951 Illinois L 84-70 Regional Semifinal
1951 St. John's L 71-59 Regional Final

1952 – N.C. STATE: Third in East Regional (1-1)
1952 St. John's L 60-49 Regional Semifinal
1952 Penn State W 69-60 Regional Third Place

1953 – WAKE FOREST: Third in East Regional (1-1)
1953 Holy Cross L 79-71 Regional Semifinal
1953 Lebanon Valley W 91-71 Regional Third Place

1954 – GEORGE WASHINGTON: East Regional (0-1)
1954 N.C. State L 75-73 Regional 1st Rd.

1955 – WEST VIRGINIA: East Regional (0-1)
1955 LaSalle L 95-61 Regional 1st Rd.

1956 – WEST VIRGINIA: East Regional (0-1)
1956 Dartmouth L 61-59 (2OT) Regional 1st Rd.

1957 – WEST VIRGINIA: East Regional (0-1)
1957 Canisius L 64-56 Regional 1st Rd.

1958 – WEST VIRGINIA: East Regional (0-1)
1958 Manhattan L 89-85 Regional 1st Rd.

1959 – WEST VIRGINIA: First in East Regional (4-1)
1959 Dartmouth W 82-68 Regional 1st Rd.
1959 St. Joseph's W 95-92 Regional Semifinal
1959 Boston Univ. W 86-82 Regional Final
1959 Louisville W 94-79 National Semifinal
1959 California L 71-70 National Final

1960 – WEST VIRGINIA: Third in East Regional (2-1)
1960 Navy W 94-86 Regional 1st Rd.
1960 New York Univ. L 82-81 (OT) Regional Semifinal
1960 St. Joseph's W 106-100 Regional Third Place

1961 – GEORGE WASHINGTON: East Regional (0-1)
1961 Princeton L 84-67 Regional 1st Rd.

1962 – WEST VIRGINIA: East Regional (0-1)
1962 Villanova L 90-75

1963 – WEST VIRGINIA: Third in East Regional (2-1)
1963 Connecticut W 77-71 Regional 1st Rd.
1963 St. Joseph's L 97-88 Regional Semifinal
1963 New York Univ. W 83-73 Regional Third Place

1964 – VMI: East Regional (0-1)
1964 Princeton L 86-60 Regional 1st Rd.

1965 – WEST VIRGINIA: East Regional (0-1)
1965 Providence L 91-67 Regional 1st Rd.

1966 – DAVIDSON: Fourth in East Regional (1-2)
1966 Rhode Island W 95-65 Regional 1st Rd.
1966 Syracuse L 94-78 Regional Semifinal
1966 St. Joseph's L 92-76 Regional Third Place

1967 – WEST VIRGINIA: East Regional (0-1)
1967 Princeton L 68-57 Regional 1st Rd.

1968 – DAVIDSON: Second in East Regional (2-1)
1968 St. John's W 79-70 Regional 1st Rd.
1968 Columbia W 61-59 (OT) Regional Semifinal
1968 North Carolina L 70-66 Regional Final

1969 – DAVIDSON: Second in East Regional (2-1)
1969 Villanova W 75-61 Regional 1st Rd.
1969 St. John's W 79-68 Regional Semifinal
1969 North Carolina L 87-85 Regional Final

1970 – DAVIDSON: East Regional (0-1)
1970 St. Bonaventure L 85-72 Regional 1st Rd.

1971 – FURMAN: East Regional (0-1)
1971 Fordham L 105-74 Regional 1st Rd.

1972 – EAST CAROLINA: East Regional (0-1)
3/11/72 Villanova L 85-70 Regional 1st Rd.

1973 – FURMAN: East Regional (0-1)
3/10/73 Syracuse L 83-82 Regional 1st Rd.

1974 – FURMAN: Fourth in East Regional (1-2)
3/9/74 South Carolina W 75-67 Regional 1st Rd.
3/14/74 Pittsburgh L 81-78 Regional Semifinal
3/16/74 Providence L 95-83 Regional Third Place

1975 – FURMAN: East Regional (0-1)
3/15/75 Boston College L 82-76 Regional 1st Rd.

1976 – VMI: Second in East Regional (2-1)
3/13/76 Tennessee W 81-75 Regional 1st Rd.
3/18/76 DePaul W 71-66 (OT) Regional Semifinal
3/20/76 Rutgers L 91-75 Regional Final

1977 – VMI: East Regional (1-1)
3/12/77 Duquesne W 73-66 Regional 1st Rd.
3/17/77 Kentucky L 93-78 Regional Semifinal

1978 – FURMAN: East Regional (0-1)
3/12/78 Indiana L 63-62 Regional 1st Rd.

1979 – APPALACHIAN STATE: #6 Mideast Regional (0-1)
3/10/79 #3 Louisiana State L 71-57 Regional 2nd Rd.



NCAA Tournament Results

1980 – **FURMAN:** #10 East Regional to Tennessee, 80-69.
3/6/80 #7 Tennessee L 80-69 Regional 1st Rd.

1981 – **CHATTANOOGA:** #11 Mideast Regional (0-1)
3/12/81 #6 Maryland L 81-69 Regional 1st Rd.

1982 – **CHATTANOOGA:** #10 Mideast Regional (1-1)
3/12/82 #7 N.C. State W 58-51 Regional 1st Rd.
3/14/82 #2 Minnesota L 62-61 Regional 2nd Rd.

1983 – **CHATTANOOGA:** #9 Mideast Regional (0-1)
3/17/82 #8 Maryland L 52-51 Regional 1st Rd.

1984 – **MARSHALL:** #10 Midwest Regional (0-1)
3/16/84 #7 Villanova L 84-72 Regional 1st Rd.

1985 – **MARSHALL:** #15 West Regional (0-1)
3/15/85 #2 Va. Commonwealth L 81-65 Regional 1st Rd.

1986 – **DAVIDSON:** #16 Southeast Regional (0-1)
3/14/85 #1 Kentucky L 75-55 Regional 1st Rd.

1987 – **MARSHALL:** #13 East Regional (0-1)
3/12/87 #4 Texas Christian L 76-60 Regional 1st Rd.

1988 – **CHATTANOOGA:** #16 Southeast Regional (0-1)
3/17/88 #1 Okalahoma L 94-66 Regional 1st Rd.

1989 – **EAST TENNESSEE STATE:** #16 Southeast Regional (0-1)
3/16/89 #1 Oklahoma L 72-71 Regional 1st Rd.

1990 – **EAST TENNESSEE STATE:** #13 Southeast Regional (0-1)
3/15/90 #13 Georgia Tech L 99-83 Regional 1st Rd.

1991 – **EAST TENNESSEE STATE:** #10 Midwest Regional (0-1)
3/14/91 #7 Iowa L 76-73 Regional 1st Rd.

1992 – **EAST TENNESSEE STATE:** #14 Southeast Regional (1-1)
3/20/92 #3 Arizona W 87-80 Regional 1st Rd.
3/22/92 #6 Michigan L 102-90 Regional 2nd Rd.

1993 – **CHATTANOOGA:** #12 Southeast Regional (0-1)
3/19/93 #5 Wake Forest L 81-58 Regional 1st Rd.

1994 – **CHATTANOOGA:** #13 Southeast Regional (0-1)
3/17 #4 Kansas L 102-73 Regional 1st Rd.

1995 – **CHATTANOOGA:** #15 West Regional (0-1)
3/16/95 #2 Connecticut L 100-71 Regional 1st Rd.

1996 – **WESTERN CAROLINA:** #16 West Regional (0-1)
3/14/96 #1 Purdue L 73-71 Regional 1st Rd.

1997 – **CHATTANOOGA:** #14 Southeast Regional (2-1 Semifinalist)
3/14/97 #3 Georgia W 73-70 Regional 1st Rd.
3/16/97 #6 Illinois W 63-75 Regional 2nd Rd.
3/21/97 #10 Providence L 71-65 Regional Semifinals

1998 – **DAVIDSON:** #14 South Regional (0-1)
3/13/98 #3 Michigan L 80-61 Regional 1st Rd.

1999 – **COLLEGE OF CHARLESTON:** #8 East Regional (0-1)
3/12/99 #9 Tulsa L 62-53 Regional 1st Rd.

2000 – **APPALACHIAN STATE:** #14 South Regional (0-1)
3/18/00 #3 Ohio State L 87-61 Regional 1st Rd.

2001 – **UNC GREENSBORO:** #16 West Regional (0-1)
3/15/01 #1 Stanford L 89-60 Regional 1st Rd.

2002 – **DAVIDSON:** #13 West Regional (0-1)
3/14/02 #4 Ohio State L 69-64 Regional 1st Rd.

2003 – **EAST TENNESSEE STATE:** #15 East Regional (0-1)
3/21/03 #2 Wake Forest L 76-73 Regional 1st Rd.

2004 – **EAST TENNESSEE STATE:** #13 Atlanta Regional (0-1)
3/19/04 #4 Cincinnati L 80-77 Regional 1st Rd.

2005 – **CHATTANOOGA:** #15 New Mexico Regional (0-1)
3/17/05 #2 Wake Forest L 70-54 Regional 1st Rd.

#denotes regional seed in the bracket. The NCAA began using seeds in the 1979 NCAA Championship.

BREAKDOWN BY SCHOOL

| SCHOOL | Appearances | Won | Lost | Pct |
|-----------------------|-------------|-----------|-----------|-------------|
| Appalachian State | 2 | 0 | 2 | .000 |
| College of Charleston | 1 | 0 | 1 | .000 |
| Davidson | 7 | 5 | 8 | .385 |
| East Carolina | 1 | 0 | 1 | .000 |
| East Tennessee | 6 | 1 | 6 | .143 |
| Furman | 6 | 1 | 7 | .125 |
| George Washington | 2 | 0 | 2 | .000 |
| Marshall | 3 | 0 | 3 | .000 |
| North Carolina | 2 | 2 | 3 | .400 |
| North Carolina State | 3 | 4 | 4 | .500 |
| Chattanooga | 9 | 3 | 9 | .250 |
| UNC Greensboro | 1 | 0 | 1 | .000 |
| VMI | 3 | 3 | 3 | .500 |
| Wake Forest | 2 | 1 | 2 | .333 |
| West Virginia | 10 | 8 | 10 | .444 |
| Western Carolina | 1 | 0 | 1 | .000 |
| Totals | 59 | 28 | 63 | .307 |

NIT Tournament Results

POSTSEASON

- 1947 – **NORTH CAROLINA STATE:** Placed third. Defeated St. John's, 64-55; Lost to Kentucky, 60-42; Defeated West Virginia, 64-52
- 1948 – **NORTH CAROLINA STATE:** Lost in first round to DePaul, 75-67.
- 1951 – **NORTH CAROLINA STATE:** Lost in first round to Seton Hall, 71-59
- 1968 – **WEST VIRGINIA:** Lost in first round to Dayton, 87-68
- 1972 – **DAVIDSON:** Lost in first round to Syracuse, 81-77
- 1983 – **EAST TENNESSEE STATE:** Lost in first round to Vanderbilt, 79-74
- 1984 – **CHATTANOOGA:** Lost in second round. Defeated Georgia, 74-69; Lost to Tennessee, 68-66
- 1985 – **CHATTANOOGA:** Lost in third round. Defeated Clemson, 67-65; Defeated Lamar, 85-84; Lost to Louisville, 71-66
- 1986 – **CHATTANOOGA:** Lost in first round to Georgia, 95-81
- 1987 – **CHATTANOOGA:** Lost in first round to Cleveland State, 92-73
- 1988 – **MARSHALL:** Lost in first round to Virginia Commonwealth, 81-80
- 1991 – **FURMAN:** Lost in first round to West Virginia, 86-67
- 1994 – **DAVIDSON:** Lost in first round to West Virginia, 85-69
- 1996 – **DAVIDSON:** Lost in first round to South Carolina, 100-73
- 2002 – **UNC GREENSBORO:** Lost in first round to Memphis, 82-62
- 2003 – **COLLEGE OF CHARLESTON:** Lost in second round. Defeated Kent State, 71-66. Lost at Providence, 69-64.
- 2005 --**DAVIDSON:** Lost in quarterfinal round. Defeated VCU 77-62, Defeated Southwest Missouri State 82-71, Lost to Maryland 78-63


PRESEASON

- 1989 – **CHATTANOOGA:** Lost in first round to North Carolina, 111-94.
- 1991 – **EAST TENNESSEE STATE:** Lost in second round. Defeated Brigham Young, 83-80; Lost to Arizona 88-79.
- 1998 – **COLLEGE OF CHARLESTON:** Lost in first round at Georgia, 83-64
- 1999 – **DAVIDSON:** Lost in first round at Siena, 89-79
- 2002 – **UNC GREENSBORO:** Lost in second round. Defeated Wagner, 84-65. Lost at Kansas, 105-66.
- 2003 – **DAVIDSON:** Lost in first round at Texas Tech, 89-58.

| School | Years | Won | Lost | Pct |
|-----------------------|-----------|----------|-----------|-------------|
| College of Charleston | 1 | 1 | 1 | .500 |
| Davidson | 4 | 2 | 4 | .333 |
| East Tennessee State | 1 | 0 | 1 | .000 |
| Furman | 1 | 0 | 1 | .000 |
| Marshall | 1 | 0 | 1 | .000 |
| North Carolina State | 3 | 2 | 3 | .400 |
| UNC Greensboro | 1 | 0 | 1 | .000 |
| Chattanooga | 4 | 3 | 4 | .429 |
| West Virginia | 1 | 0 | 1 | .000 |
| Totals | 16 | 7 | 16 | .304 |



2006 NCAA Division I Men's Basketball Championship



ALL TIMES ARE LOCAL

On March 12, the basketball committee will select two teams to play the opening-round game March 14 in Dayton. The winning team will be a 16th seed in the first round.

*First- and second-round and regional sites will be placed in the bracket by the NCAA Division I Men's Basketball Committee March 12.

March 16 and 18 first-/second-round sites: Greensboro, Jacksonville, Salt Lake City, San Diego

March 17 and 19 first-/second-round sites: Auburn Hills, Dallas, Dayton, Philadelphia

March 23 and 25 regional sites: Atlanta, Oakland

March 24 and 26 regional sites: Minneapolis, Washington D.C.

© 2005 National Collegiate Athletic Association. No commercial use without the NCAA's written permission. The NCAA opposes all sports wagering. This bracket should not be used for sweepstakes, contests, office pools or other gambling activities.

Male Athlete of the Year (Bob Waters Award)

The Southern Conference male athlete-of-the-year is selected annually by Southern Conference athletic directors and a media member representing each conference school. Prior to 1990-91, the award was selected solely by members of the Southern Conference Sports Media Association. Beginning in 1991-92, the award was named after the late Bob Waters, who was Western Carolina's head football coach from 1969-88.

| | | | |
|---------|---|-----------|---|
| 1947-48 | Frank Gillespie, Clemson (football, basketball, baseball) | 1976-77 | Brian Ruff, The Citadel (football, track) |
| 1948-49 | Charlie Justice, North Carolina (football) | 1977-78 | Wayne Tolleson, Western Carolina (football, baseball) |
| 1949-50 | Whitt Cobb, Davidson (basketball) | 1978-79 | John Gerdy, Davidson (basketball) |
| 1950-51 | Dick Groat, Duke (basketball, baseball) | 1979-80 | Rick Beasley, Appalachian State (football, track) |
| 1951-52 | Dick Groat, Duke (basketball, baseball) | 1980-81 | Stump Mitchell, The Citadel (football) |
| 1952-53 | Frank Selvy, Furman (basketball) | 1981-82 | Bill White, The Citadel (football, baseball) |
| 1953-54 | Johnny Mapp, VMI (football, track) | 1982-83 | Anthony James, Western Carolina (football, track) |
| 1954-55 | Darrell Floyd, Furman (basketball) | 1983-84 | Stanford Jennings, Furman (football, track) |
| 1955-56 | Darrell Floyd, Furman (basketball) | 1984-85 | Rock Hurst, Furman (football, baseball, track) |
| 1956-57 | Rod Hundley, West Virginia (basketball) | 1985-86 | Lee Glaze, The Citadel (football, baseball) |
| 1957-58 | Dom Flora, Washington & Lee (basketball, baseball) | 1986-87 | John Settle, Appalachian State (football) |
| 1958-59 | Jerry West, West Virginia (basketball) | 1987-88 | Tony Petersen, Marshall (football, baseball) |
| 1959-60 | Jerry West, West Virginia (basketball) | 1988-89 | Jeff Blankenship, Furman (football) |
| 1960-61 | Jeff Cohen, William & Mary (basketball) | 1989-90 | Anthony Jenkins, The Citadel (baseball) |
| 1961-62 | Rod Thorn, West Virginia (basketball) | 1990-91 | Keith Jennings, East Tennessee State (basketball) |
| 1962-63 | Rod Thorn, West Virginia (basketball) | 1991-92 | Michael Payton, Marshall (football) |
| 1963-64 | Bob Schweickert, Virginia Tech (football) | 1992-93 | Michael Payton, Marshall (football) |
| 1964-65 | Fred Hetzel, Davidson (basketball) | 1993-94 | Jason Beverlin, Western Carolina (baseball) |
| 1965-66 | Dick Snyder, Davidson (basketball) | 1994-95 | Todd Donnan, Marshall (football) |
| 1966-67 | Chuck Albertson, William & Mary (football) | 1995-96 | Dexter Coakley, Appalachian State (football) |
| 1967-68 | Ron Williams, West Virginia (basketball) | 1996-97 | Dexter Coakley, Appalachian State (football) |
| 1968-69 | Buster O'Brien, Richmond (football) | 1997-98 | B.J. Adigun, East Tennessee State (football) |
| 1969-70 | Walker Gillette, Richmond (football, track) | 1998-99 | Brian Wiley, The Citadel (baseball) |
| 1970-71 | Phil Mosser, William & Mary (football) | 1999-2000 | Adrian Peterson, Georgia Southern (football) |
| 1971-72 | Brian Baima, The Citadel (football) | 2000-01 | Louis Ivory, Furman (football) |
| 1972-73 | Carlester Crumpler, East Carolina (football, track) | 2001-02 | Randy Corn, The Citadel (baseball) |
| 1973-74 | Carl Summerell, East Carolina (football, track) | 2002-03 | James Cameron, Furman (tennis) |
| 1974-75 | Clyde Mayes, Furman (basketball) | 2003-04 | Matt Nelson, Wofford (football) |
| 1975-76 | Brian Ruff, The Citadel (football, track) | 2004-05 | DaVon Fowlkes, Appalachian State (football) |


Female Athlete of the Year

The Southern Conference Female Athlete-of-the-Year Award was inaugurated in 1990. The Southern Conference Sports Media Association selected the winner in 1989-90. Since 1990-91, each school's athletic director and a designated media representative have participated in the voting.

| | |
|-----------|--|
| 1989-90 | Whitney Ball, Appalachian State (cross country, track) |
| 1990-91 | Nicole Hopson, East Tennessee State (basketball) |
| 1991-92 | Melissa Morrison, Appalachian State (track) |
| 1992-93 | Melissa Morrison, Appalachian State (track) |
| 1993-94 | Caroline Peek, Furman (golf) |
| 1994-95 | DeShawne Blocker, East Tennessee State (basketball) |
| 1995-96 | Heather VandeBrake, Furman (cross country, track) |
| 1996-97 | Mary Jane Middelkoop, Chattanooga (cross country, track) |
| 1997-98 | Anita Buggins, Georgia Southern (tennis) |
| 1998-99 | Mary Jayne Harrelson, App. State (cross country, track) |
| 1999-2000 | Kaye Brownlee, Furman (soccer) |
| 2000-01 | Mary Jayne Harrelson, App. State (cross country, track) |
| 2001-02 | Megan Dunigan, Furman (tennis) |
| 2002-03 | Jennifer Wilson, Chattanooga (basketball) |
| 2003-04 | Martina Veiglova, Georgia Southern (volleyball) |
| 2004-05 | Mary Neill Hagood, Furman (tennis) |



DaVon Fowlkes



Mary Neill Hagood

Graduate Scholars

Dave Hart Graduate Scholarship

The Dave Hart Graduate Scholarship is awarded annually to a deserving male student-athlete who is interested in continuing his education in graduate school. A committee comprised of three conference faculty athletic representatives and one athletic director is responsible for selecting the winner of the award. Each graduate scholarship is worth \$2,000 and is named after Dave Hart, who served as Southern Conference Commissioner from 1987-91.

- 1991 Robert Webster, The Citadel (tennis)
- 1992 Anthony Brinkley, VMI (cross country, track)
- 1993 Scott Sutton, Georgia Southern (soccer)
- 1994 Bill Plautz, Appalachian State (tennis)
Duncan Spears, Davidson (track)
- 1995 Jeremy Ingram, VMI (wrestling)
- 1996 Philly Jones, Furman (football)
John Buckley, Georgia Southern (tennis)
- 1997 Lee Brooks, Georgia Southern (football)
- 1998 Daniell Guill, Davidson (soccer)
- 1999 Ivan Poullaos, Chattanooga (tennis)
- 2000 Jody Lumpkin, College of Charleston (basketball)
- 2001 Yuri van der Heijden, Furman (cross country, track)
- 2002 Ben Foster, Wofford (football)
- 2003 Michael Lokale, VMI (track and field)
- 2004 Bill Brehmer, College of Charleston (tennis)
- 2005 Keith Clifton, The Citadel (wrestling)



Keith Clifton

Renaissance Graduate Scholarship

The Renaissance Graduate Scholarship was established in 2005 and helps provide financial aid to two deserving student-athletes (one male, one female) who are pursuing a postgraduate degree following the completion of their eligibility.

- 2005 Brent Stephens, Georgia Southern (baseball)
- Amber Mangrum, Appalachian State (volleyball)


Dorothy Hicks Graduate Scholarship

The Dorothy Hicks Graduate Scholarship is awarded annually to a deserving female student-athlete who is interested in continuing her education in graduate school. A committee comprised of three conference faculty athletic representatives and one athletic director is responsible for selecting the winner of the scholarship. Each graduate scholarship is worth \$2,000 and is named after Dr. Dorothy Hicks, long-time Marshall faculty athletic representative.


- 1991 Nicole Hopson, East Tennessee State (basketball)
- 1992 Tania Free, Appalachian State (cross country, track)
- 1993 Susie Gardner, Western Carolina (cross country, track)
- 1994 Penny Roberson, Appalachian State (basketball)
Jennifer Wilson, Furman (volleyball)
- 1995 Lorie Logan, Davidson (volleyball)
- 1996 Karolina Karlqvist, Appalachian State (basketball)
Kristin Baxter, Western Carolina (volleyball)
- 1997 Laura Nowels, Marshall (cross country, track)
Merideth Thompson, Appalachian State (basketball)
- 1998 Mary Jane Middelkoop, Chattanooga (cross country, track)
- 1999 Lindsay Grossman, Georgia Southern (soccer)
- 2000 Ramsey Herron, Western Carolina (volleyball)
- 2001 Brooke Bentley, Davidson (volleyball)
- 2002 Elizabeth "Vinny" Seiverling, College of Charleston (tennis)
- 2003 Emily Furr, UNC Greensboro (cross country/track)
- 2004 Rebekah Potts, Furman (cross country/track)
- 2005 Samantha Giudici, Appalachian State (volleyball)



Samantha Giudici



Brent Stephens




Amber Mangrum

Graduate Scholars

Mike Wood Foundation Graduate Scholarships

Two Mike Wood Foundation Graduate Scholarships are awarded annually to student-athletes interested in continuing their education in graduate school. One award is given to a deserving men's basketball student-athlete, the other is presented to a female student-athlete with preference given to a female who participates in women's basketball. A committee comprised of three conference faculty athletic representatives and one athletic director is responsible for selecting the winner of the scholarship. Each graduate scholarship is worth \$2,000 and is named after Mike Wood, a Southern Conference basketball official.



Rans Brempong



Michelle Conklin

- 1996 Bobby Prince, VMI (basketball)
- 1997 John Brannen, Marshall (basketball)
- Danelle Toole, Georgia Southern (basketball, softball)
- 1998 Scot Jones, Wofford (football)
- Anita Buggins, Georgia Southern (tennis)
- 2003 Troy Wheless, College of Charleston (basketball)
- Jenn Stasie, Wofford (basketball)
- 2004 Emre Atsur, Western Carolina (basketball)
- Yoneko Allen, Western Carolina (basketball)
- 2005 Rans Brempong, Western Carolina (basketball)
- Michelle Conklin, Appalachian State (basketball)

TIAA-CREF Student-Athlete of the Year

The TIAA-CREF Student-Athlete of the Year is awarded annually to one Southern Conference student-athlete who is interested in pursuing a graduate degree. Each award winner receives a scholarship worth \$5,000 and is awarded based on criteria that encompasses athletics, academic and leadership skills. In addition, a \$1,000 honorarium is given to a college/university faculty member selected by the Student-Athlete of the Year.

- 2003 Soren Johnson, Davidson (soccer)
- Dr. Julio Ramirez, honorarium recipient
- 2004 Leigh Anne Hoskins, Davidson (soccer)
- Dr. Verna Case, honorarium recipient
- 2005 Pramote Malasitt, Elon
- Dr. David Powell, honorarium recipient



Pramote Malasitt

David Knight Graduate Scholarship

The David Knight Graduate Scholarship is awarded annually to a deserving student-athlete who is interested in continuing their education in graduate school. A committee comprised of three conference faculty athletic representatives and one athletics director is responsible for selecting the winner of the award. Each graduate-scholarship is worth \$2,000 and is given in memory of Dr. David Knight, former UNC Greensboro professor and faculty athletics representative.

- 2004 Justin Porter, Davidson (men's soccer)
- 2005 Molly Mungovan, Furman (track/cross country)



Molly Mungovan

Sony Graduate Scholarship

The Sony Graduate Scholarship was established in 2002 and helps provide financial aid to a deserving student-athlete pursuing a postgraduate degree following the completion of their eligibility.

- 2002 Dan Gibson, Davidson (track/cross country)
- 2003 Mary Sabatino, College of Charleston (volleyball)
- 2004 Christa Hicks, Appalachian State (softball)
- 2005 Kristen Trexler, Appalachian State (track/cross country)



Kristen Trexler