



SOUTHERN CONFERENCE



702 N. Pine Street, Spartanburg, S.C. 29303
 www.SoConSports.com
 (864) 591-5100

Mike Ballweg, Assistant Commissioner (mballweg@socon.org)
 Jonathan Caskey, Assistant Director of Media Services (jcaskey@socon.org)
 Curt Cassell, Public Relations Assistant (ccassell@socon.org)

Final 2007 Regular Season Standings

Team	Conference								Overall						
	W	L	Pct.	PF	PA	Home	Road	W	L	Pct.	PF	PA	Home	Road	Streak
Appalachian State	5	2	.714	310	215	2-1	3-1	9	2	.818	471	282	5-1	4-1	Won 4
Wofford	5	2	.714	252	180	1-2	4-0	8	3	.727	411	280	4-2	4-1	Won 1
The Citadel	4	3	.571	222	223	2-2	2-1	7	4	.636	434	310	4-2	2-2	Won 2
Georgia Southern	4	3	.571	240	213	2-2	2-1	7	4	.636	402	348	4-2	3-2	Lost 2
Elon	4	3	.571	248	253	2-1	2-2	7	4	.636	400	334	5-1	2-3	Won 1
Furman	4	3	.571	254	247	1-2	3-1	6	5	.545	348	350	3-2	3-3	Won 3
Chattanooga	2	5	.286	183	245	1-3	1-2	2	9	.182	255	369	1-5	1-3	Lost 4
Western Carolina	0	7	.000	209	342	0-4	0-3	1	10	.091	285	504	1-4	0-6	Lost 7

This Week's Schedule



November 23

Delaware State (10-1) at Delaware (8-3) 1:30 p.m. ESPN

November 24

Fordham (8-3) at Massachusetts (9-2) 12:00 p.m. ESPNU

James Madison (8-3) at Appalachian State (9-2) TBA

New Hampshire (7-4) at No. 1 Northern Iowa (11-0) TBA


Eastern Illinois (8-3) at No. 4 Southern Illinois (10-01) TBA

Eastern Washington (8-3) at No. 2 McNeese State (11-0) TBA

Wofford (8-3) at No. 3 Montana (11-0) 2:05 p.m.

Eastern Kentucky (9-2) at Richmond (9-2) TBA

*- All times Eastern



Wofford (8-3)
(Southern Conference champion)
 at
No. 3 Montana (11-0)
(Big Sky Conference champion)



James Madison (8-3)
(Colonial Athletic Association at-large)
 at
Appalachian State (9-2)
(Southern Conference at-large)



2007 NCAA Division I
**Football
 Championship**

FIRST ROUND
 November 23 or 24
 On campus

QUARTERFINALS
 December 1
 On campus

SEMIFINALS
 December 7 or 8
 On campus

FINAL
 December 14
 Chattanooga, Tennessee

#1 * UNI (11-0)

New Hampshire (7-4)

*Delaware (8-3)

Nov. 23 - 1:30 p.m. (ET) ESPN

Delaware St. (10-1)

December 7/8

#4 *Southern Ill. (10-1)

Eastern Ill. (8-3)

*Massachusetts (9-2)

November 24 - Noon (ET) ESPN

Fordham (8-3)

Finley Stadium/Davenport Field
 Chattanooga, Tennessee
 December 14
 8 p.m. ET - ESPN2HD

#2 *McNeese St. (11-0)

Eastern Wash. (8-3)

*Appalachian St. (9-2)

James Madison (8-3)

#3 *Montana (11-0)

December 7/8

Wofford (8-3)

*Richmond (9-2)

Eastern Ky. (9-2)

**NATIONAL
 CHAMPION**

*Denotes host institution.

ESPN Gameplan QF telecasts will also be syndicated on numerous television outlets.
 Refer to www.NCAAsports.com/broadcast for more information.





Coaches All-Southern Conference Team

Offensive Player of the Year: Jayson Foster, GSU

Defensive Player of the Year: Corey Lynch, ASU

Freshman of the Year: Scott Riddle, Elon

Jacobs Blocking Trophy Recipient: Kerry Brown, ASU

Coach of the Year: Mike Ayers, WOF and Pete Lembo, Elon

Offense - First Team

QB- Jayson Foster, GSU
RB- Kevin Richardson, ASU
RB- Kevious Johnson, WOF
OL- Kerry Brown, ASU
OL- Joel Bell, FUR
OL- Scott Suttle, ASU
OL- Chris McDowell, CIT
OL- Russell Orr, GSU
TE- Larry Hedden, FUR
WR- Terrell Hudgins, Elon
WR- Eddie Cohen, WCU
PK- Julian Rauch, ASU
RS- Michael Mayers, Elon

Defense - First Team

DL- Wallace Artis, FUR
DL- Larry Beard, GSU
DL- Gary Tharrington, ASU
DL- Trevar Broughton, CIT
LB- Seth Goldwire, WOF
LB- Andrew Rowell, CIT
LB- Corey Weaver, Elon
DB- Corey Lynch, ASU
DB- Chris Camacho, UTC
DB- Josh Lawson, CIT
DB- Jerome Touchstone, ASU
P- Brandon Lane, Elon

Offense - Second Team

QB- Armanti Edwards, ASU
RB- Lamar Lewis, GSU
RB- Jerome Felton, FUR
OL- Marcelo Estrada, GSU
OL- Derek Wooten, WOF
OL- Garrett Windham, UTC
OL- Brad Coley, ASU
OL- Brad Williams, GSU
TE- Fenn Allen, WOF
WR- Michael Mayers, Elon
WR- Dexter Jackson, ASU
PK- Jesse Hartley, GSU
RS- Mike Malone, WCU

Defense - Second Team

DL- Damon Suggs, GSU
DL- Anthony Williams, ASU
DL- James Gonsoulin, WOF
DL- Charles Profit, UTC
LB- Chris Johnson, UTC
LB- Andrew Jones, FUR
LB- Quinton Phillips, WCU
DB- Chris Covington, GSU
DB- Brian Kemp, WOF
DB- Dan Tavani, WOF
DB- Thomas Twitty, FUR
P- Mark Kaspar, CIT

Southern Conference Sports Media Association All-Southern Conference Team

Offensive Player of the Year: Jayson Foster, GSU

Defensive Player of the Year: Corey Lynch, ASU

Freshman of the Year: Scott Riddle, Elon*

Coach of the Year: Pete Lembo, Elon

Offense - First Team

QB- Jayson Foster, GSU
RB- Kevin Richardson, ASU
RB- Kevious Johnson, WOF
OL- Scott Suttle, ASU
OL- Kerry Brown, ASU
OL- Russell Orr, GSU
OL- Joel Bell, FUR
OL- Chris McDowell, CIT
TE- Larry Hedden, FUR
WR- Terrell Hudgins, Elon
WR- Eddie Cohen, WCU
PK- Julian Rauch, ASU
RS- Michael Mayers, Elon

Defense - First Team

DL- Wallace Artis, FUR
DL- Gary Tharrington, ASU
DL- Trevar Broughton, CIT
DL- Larry Beard, GSU
LB- Pierre Banks, ASU
LB- Seth Goldwire, WOF
LB- Quinton Phillips, WCU
DB- Corey Lynch, ASU
DB- Chris Camacho, UTC
DB- Chris Covington, GSU
DB- Josh Lawson, CIT
P- Brandon Lane, Elon

Offense - Second Team

QB- Scott Riddle, Elon
RB- Jerome Felton, FUR
RB- Tory Cooper, CIT
OL- Ben Quick, WOF
OL- Corey McKenna, WOF
OL- Derek Wooten, WOF
OL- Marcelo Estrada, GSU
OL- John Holt, ASU
TE- Fenn Allen, WOF
WR- Michael Mayers, Elon
WR- Andre Roberts, CIT
PK- Jesse Hartley, GSU
RS- Mike Malone, WCU

Defense - Second Team

DL- Justin Brown, FUR
DL- Anthony Williams, ASU
DL- Jeff Bradley, WCU
DL- Tony Robertson, ASU
LB- Corey Weaver, Elon
LB- Andrew Rowell, CIT
LB- Andrew Jones, FUR
DB- Thomas Twitty, FUR
DB- Dan Tavani, WOF
DB- Andrew Thacker, FUR
DB- Jerome Touchstone, ASU
P- Mark Kaspar, CIT

*- Unanimous selection



New NCAA Terminology

The NCAA has adopted new terminology to define NCAA football-playing institutions. The NCAA has eliminated I-A and I-AA designations.

The Football Bowl Subdivision (FBS) includes teams that participate in the 32 post-season bowl system. The Football Championship Subdivision (FCS) includes programs (such as those in the Southern Conference) that participate in the NCAA postseason playoff system.

FBS teams are permitted 85 scholarships and FCS teams have a limit of 63 scholarships.



Appalachian St. Earns SI Cover

Appalachian State was featured on the cover of *Sports Illustrated* on Sept. 10 after posting a 34-32 victory over No. 5-ranked Michigan on Sept. 1. It marked the 25th time since 1982 that a Southern Conference team had beaten a FBS team.

NCAA Individual Leaders

Rushing		
2- Jayson Foster (GSU)	167.64	ypg
Passing Yards		
1- Scott Riddle (Elon)	347.00	ypg
Passes Completed		
1- Scott Riddle (Elon)	31.45	p/g
Total Offense		
3- Scott Riddle (Elon)	339.8	ypg
12- Jayson Foster (GSU)	277.0	ypg
Receptions per Game		
1- Terrell Hudgins (Elon)	10.64	p/g
3- Michael Mayers (Elon)	8.18	p/g
10- Andre Roberts (CIT)	7.09	p/g
17- Eddie Cohen (WCU)	6.09	p/g
Punting		
8- Brandon Lane (Elon)	42.92	avg.
Punt Returns		
13- Jordan Hazzard (UTC)	12.83	avg.
18- Karlos Sullivan (Elon)	11.85	avg.
25- Andre Roberts (CIT)	11.08	avg.
Kickoff Returns		
6- Michael Mayers (Elon)	28.77	avg.
14, tie- Sean Lees (WOF)	26.73	avg.
25- Mike Brown (FUR)	25.89	avg.
Field Goals		
6, tie- Jesse Hartley (GSU)	1.55	p/g
14, tie- Julian Rauch (ASU)	1.36	p/g
20, tie- Scott Beckler (FUR)	1.27	p/g
20, tie- Andrew Wilcox (Elon)	1.27	p/g
Scoring		
3- Jayson Foster (GSU)	13.45	p/g
4- Tory Cooper (CIT)	10.45	p/g
11, tie- Terrell Hudgins (Elon)	9.82	p/g
14, tie- Julian Rauch (ASU)	9.18	p/g
19- Jesse Hartley (GSU)	8.91	p/g
22, tie- Mike Adams (CIT)	8.36	p/g
22, tie- Andrew Wilcox (Elon)	8.36	p/g
25- Kevin Richardson (ASU)	8.18	p/g

NCAA Team Leaders

Rushing Offense		
1- Georgia Southern	326.27	p/g
2- Wofford	318.00	p/g
4- Appalachian State	273.27	p/g
Passing Offense		
2- Elon	357.0	p/g
18- Western Carolina	249.5	p/g
25- The Citadel	245.7	p/g
Total Offense		
1- Appalachian State	481.18	p/g
7- Georgia Southern	456.27	p/g
11, tie- Wofford	442.36	p/g
13- The Citadel	437.55	p/g
20- Elon	421.55	p/g
Scoring		
2- Appalachian State	42.82	p/g
5- Citadel	39.45	p/g
9- Wofford	37.36	p/g
12- Georgia Southern	36.55	p/g
14- Elon	36.36	p/g
24- Furman	31.64	p/g



SoCon Home Field Records

Team	W	L	T	Pct.	Yrs.	Stadium Name
Appalachian State	183	59	5	.751	44th	Kidd Brewer
The Citadel	195	123	3	.612	58th	Johnson Hagood
Elon	17	23	0	.425	7th	Rhodes
Furman	135	35	1	.792	25th	Paladin
Georgia Southern	148	24	0	.860	23rd	Paulson
Chattanooga	25	41	0	.379	10th	Finley
Western Carolina	107	73	2	.593	33rd	E.J. Whitmire
Wofford	45	18	0	.714	11th	Gibbs

All-Time Conference Record

Team	Years	W	L	T	Pct.
Appalachian State	33	167	78	5	.678
The Citadel	65	169	239	5	.415
Elon	5	9	27	0	.250
Furman	65	227	170	11	.570
Georgia Southern	11	84	32	0	.724
Chattanooga	27	97	119	2	.447
Western Carolina	27	92	126	5	.424
Wofford	7	49	35	0	.583



Wofford (8-3) at No. 3 Montana (11-0)
Washington-Grizzly Stadium
Missoula, Montana
November 24, 2007



Capsule Summary

Series Record 0-0
 Last Meeting First Meeting

Montana Information

Montana on the Web www.montanagrizzlies.com
 Flagship Radio KGVO-AM (1290)
 SID Contact Dave Guffey (guffeydb@mso.umt.edu)
 Coach Bobby Hauck
 Overall Record (Years) 52-13 (6th)
 Record at Montana (Years) 52-13 (6th)

Wofford Information

Wofford on the Web www.woffordterriers.com
 Flagship Radio WSPG-AM (1400)
 SID Contact Brent Williamson (williamsondb@wofford.edu)
 Coach Mike Ayers
 Overall Record (Years) 141-113-2 (23rd)
 Record at Wofford (Years) 130-92-1 (20th)

Last Game

Nov. 17 - Montana 41, Montana State 20
 Montana defeated Montana State, 41-20, at Bozeman, Mont. in the 107th meeting between the two teams. The Grizzlies amassed 493 yards offense while limiting the Bocats to 365 total yards. Junior Cole Bergquist completed 22-of-33 passes for 274 yards and two TDs for the Grizzlies. Senior running back Lex Hilliard rushed for 181 yards on 32 carries and scored three touchdowns in the victory.

Nov. 10 - Wofford 42, Chattanooga 16
 The Terriers did not play on Nov. 17. On Nov. 10, Wofford's Josh Collier had 250 total yards including 191 yards rushing as the Terriers claimed the SoCon's automatic qualifier for the FCS Playoffs. Chris Camacho had 18 tackles for the Mocs and Bryan Fitzgerald rushed for 116 yards.

Results

Wofford (8-3, 5-2 in SoCon)

Date	Opponent	Result
S. 1	GEORGETOWN (KY.)	W, 38-13
S. 8	CHARLESTON SOUTHERN	W, 52-24
S. 15	at North Carolina State	L, 38-17
S. 22	APPALACHIAN STATE	W, 42-31
S. 29	at Furman	W, 45-20
O. 6	at The Citadel	W, 28-7
O. 13	GARDNER-WEBB	W, 52-17
O. 20	ELON	L, 24-13
O. 25	at Western Carolina	W, 47-44
N. 3	GEORGIA SOUTHERN (HC)	L, 38-35
N. 10	at Chattanooga	W, 42-16

Results

Montana (11-0, 8-0 in Big Sky)

Date	Opponent	Result
S. 1	SOUTHERN UTAH	W, 37-17
S. 8	FORT LEWIS	W, 49-0
S. 22	ALBANY	W, 35-14
S. 29	WEBER STATE	W, 18-10
O. 6	EASTERN WASHINGTON	W, 24-23
O. 13	at Sacramento State	W, 17-3
O. 20	NORTHERN COLORADO	W, 52-7
O. 27	at Northern Arizona	W, 21-16
N. 3	PORTLAND STATE	W, 34-31
N. 10	at Idaho State	W, 27-14
N. 17	at Montana State	W, 41-20


Tale of the Tape

WOFFORD	Category	MONTANA
37.4 (3 of 8)	Scoring Offense	32.3
317.9 (2)	Rushing Yards	185.4
124.4 (8)	Passing Yards	238.1
442.3 (3)	Total Offense	423.5
25.5 (1)	Scoring Defense	14.1
149.5 (2)	Rushing Defense	106.5
227.3 (6)	Passing Defense	233.7
376.7 (3)	Total Defense	340.3

Southern Conference rank in parenthesis.



Coach Mike Ayers



Josh Collier



Kevious Johnson



James Gonsoulin



James Madison (8-3) at Appalachian State (9-2)
Kidd Brewer Stadium
Boone, North Carolina
November 24, 2007



Capsule Summary

Series Record Appalachian State leads, 11-3
 Last Meeting Appalachian State won, 21-10, in 2006

James Madison Information

Chattanooga on the Web www.jumsports.com
 Flagship Radio WWSA-AM (550)
 SID Contact Gary Michael (michaelgl@jmu.edu)
 Coach Mickey Matthews
 Overall Record (Years) 64-43 (9th)
 Record at Chattanooga (Years) 64-43 (9th)

Appalachian State Information

Appalachian State on the Web www.goasu.com
 Flagship Radio WKBC-FM (97.3)
 SID Contact Mike Flynn (flynnmh@appstate.edu)
 Coach Jerry Moore
 Overall Record (Years) 190-118-2 (26th)
 Record at Appalachian State (Years) 163-70 (19th)

Last Game

Nov. 17 - James Madison 23, Towson 13
 James Madison quarterback Rodney Landers rushed for 150 yards and two scores to lead the Dukes to a 23-13 win over Towson. Landers also completed 7-of-12 passes for 71 yards in the game. The James Madison defense held Towson without any rushing yards. Towson quarterback Sean Schaefer completed 40-of-59 passes for 349 yards and a touchdown.

Nov. 17 - Appalachian State 37, Chattanooga 17
 Appalachian State captured a share of the Southern Conference title with a 37-17 triumph over Chattanooga. Armanti Edwards rushed for 157 yards and four touchdowns to lead the Mountaineers. Kevin Richardson rushed for 103 yards to set the school rushing record with 4,486 career rushing yards. Antonio Miller passed for two scores for the Mocs. Chattanooga has not won at Appalachian State in 24 years.

Results

James Madison (8-3, 6-2 in CAA)

Date	Opponent	Result
S. 1	at North Carolina	L, 37-14
S. 8	NEW HAMPSHIRE	W, 41-24
S. 15	VMI	W, 45-17
S. 22	COASTAL CAROLINA	W, 45-10
S. 29	VILLANOVA	W, 35-7
O. 6	at Northeastern	W, 21-14
O. 13	at Rhode Island	W, 44-27
O. 27	RICHMOND	L, 17-16
N. 3	at Delaware	L, 37-34
N. 10	at William & Mary	W, 55-34
N. 17	TOWSON	W, 23-13

Results


Appalachian State (9-2, 5-2 in SoCon)

Date	Opponent	Result
S. 1	at Michigan	W, 34-32
S. 8	LENOIR-RHYNE	W, 48-7
S. 15	NORTHERN ARIZONA	W, 34-21
S. 22	at Wofford	L, 42-31
S. 29	at Elon	W, 49-32
O. 6	GARDNER-WEBB (HC)	W, 45-7
O. 20	GEORGIA SOUTHERN	L, 38-35
O. 27	at Furman	W, 34-27
N. 3	at The Citadel	W, 45-24
N. 10	WESTERN CAROLINA	W, 79-35
N. 17	CHATTANOOGA	W, 37-17

Tale of the Tape

JAMES MADISON	Category	APPALACHIAN STATE
33.9	Scoring Offense	42.8 (1 of 8)
260.8	Rushing Yards	273.3 (3)
146.8	Passing Yards	207.9 (5)
407.6	Total Offense	481.2 (1)
21.5	Scoring Defense	25.6 (2)
119.5	Rushing Defense	192.0 (6)
204.1	Passing Defense	177.1 (1)
323.6	Total Defense	369.1 (2)

Southern Conference rank in parenthesis.




Coach Jerry Moore



Corey Lynch



Armanti Edwards



Kevin Richardson



Appalachian State

Date	Opponent	Time/Result	Offense			Defense		
			Rush	Pass	Total	Rush	Pass	Total
S. 1	at Michigan	W, 34-32	160	227	387	246	233	479
S. 8	LENOIR-RHYNE	W, 48-7	193	210	403	115	80	195
S. 15	NORTHERN ARIZONA	W, 34-21	213	216	429	234	171	405
S. 22	at Wofford	L, 42-31	112	208	320	291	140	431
S. 29	at Elon	W, 49-32	365	161	526	64	307	371
O. 6	GARDNER-WEBB (HC)	W, 45-7	164	302	466	104	107	211
O. 20	GEORGIA SOUTHERN	L, 38-35	359	198	557	276	159	435
O. 27	at Furman	W, 34-27	300	211	511	248	154	402
N. 3	at The Citadel	W, 45-24	439	148	587	126	197	323
N. 10	WESTERN CAROLINA	W, 79-35	396	347	743	146	264	410
N. 11	CHATTANOOGA	W, 37-17	305	59	364	262	136	398



Wofford

Date	Opponent	Time/Result	Offense			Defense		
			Rush	Pass	Total	Rush	Pass	Total
S. 1	GEORGETOWN	W, 38-21	401	83	484	134	260	394
S. 8	CHARLESTON SOUTHERN	W, 52-24	317	131	448	38	293	331
S. 15	at North Carolina State	L, 38-17	211	142	353	217	113	330
S. 22	APPALACHIAN STATE	W, 42-31	291	140	431	112	208	320
S. 29	at Furman	W, 45-20	273	187	460	124	263	387
O. 6	at The Citadel	W, 28-7	302	86	388	114	222	336
O. 13	GARDNER-WEBB	W, 52-17	293	152	445	113	203	316
O. 20	ELON	L, 24-13	323	77	400	99	343	442
O. 25	at Western Carolina	W, 47-44	397	116	513	105	341	446
N. 3	GEORGIA SOUTHERN (HC)	L, 38-35	341	159	500	424	57	481
N. 10	at Chattanooga	W, 42-16	349	95	444	165	197	362



Game Times Increase with New Rule Changes

When the revised rules regarding the play clock went into effect this year, many thought game times would increase. Rules changes for the 2007 season include moving kickoffs from the 35-yard line to the 30 to increase kickoff returns; the clock starts on kickoffs when the ball is touched by a member of the return team. The clock will stop following a first down rather than when the kicking team makes contact with the ball.

The following is a comparison of the last three seasons:

Team	2005	2006	2007	Change	Change
	Plays-Time	Plays-Time	Plays-Time	Plays	Time
Appalachian State	137.0-2:59	129.4-2:51	145.1-3:14	+15.7	+23 minutes
The Citadel	137.3-2:59	128.9-2:47	143.1-3:06	+14.2	+19 minutes
Elon	129.2-2:47	131.3-2:37	151.2-3:13	+19.9	+36 minutes
Furman	146.5-3:13	124.7-2:56	141.3-3:12	+16.6	+16 minutes
Georgia Southern	136.7-3:00	128.4-2:47	146.1-3:13	+17.7	+26 minutes
Chattanooga	140.1-3:03	129.7-2:45	140.6-3:06	+10.9	+21 minutes
Western Carolina	131.5-3:03	120.7-2:40	140.3-3:19	+19.6	+39 minutes
Wofford	141.1-2:51	125.8-2:37	145.1-3:10	+19.3	+33 minutes
SoCon Average	137.3-2:59	127.4-2:45	144.2-3:12	+16.8	+27 minutes



SoCon Players of the Week

Offense

- S. 3 Armanti Edwards, ASU
- S. 10 Jayson Foster, GSU and
Trey Elder, ASU
- S. 17 Jayson Foster, GSU
- S. 24 Terrell Hudgins, Elon
- O. 1 Kevin Richardson, ASU and
Kevious Johnson, WOF
- O. 8 Scott Riddle, Elon
- O. 15 Duran Lawson, CIT
- O. 22 Scott Riddle, Elon
- O. 29 Scott Riddle, Elon
- N. 5 Armanti Edwards, ASU, and
Jayson Foster, GSU
- N. 12 Kevin Richardson, ASU
- N. 19 Renaldo Gray, FUR

Defense

- S. 3 Corey Lynch, ASU
- S. 10 Gary Blount, WCU
- S. 17 Anthony Williams, ASU
- S. 24 Dan Tavani, WOF
- O. 1 Quinton Phillips, WCU
- O. 8 Thomas Twitty, FUR
- O. 15 Chris Camacho, UTC
- O. 22 Quinton Phillips, WCU
- O. 29 Corey Lynch, ASU
- N. 5 William Middleton, FUR
- N. 12 Julian Hicks, FUR
- N. 19 D.J. Smith, ASU

Special Teams

- S. 3 Patrick Mugan, WOF
- S. 10 Johnathan Synovec, CIT
- S. 17 Jonathan Parsons, WCU
- S. 24 Jonathan Parsons, WCU and
Craig Camay, UTC
- O. 1 Michael Meyers, Elon
- O. 8 Jesse Hartley, GSU
- O. 15 Andrew Wilcox, Elon
- O. 22 Mike Adams, CIT
- O. 29 Jesse Hartley, GSU
- N. 5 Jesse Hartley, GSU
- N. 12 Sean Lees, WOF
- N. 19 Mike Adams, CIT

Freshman

- S. 3 Scott Riddle, Elon
- S. 10 Scott Riddle, Elon
- S. 17 Zeke Rozier, GSU
- S. 24 E.J. Webb, GSU
- O. 1 Chris Teal, GSU
- O. 8 Adam Hearn, WCU
- O. 15 Mike Brown, FUR
- O. 22 Billy Lowe, GSU
- O. 29 Marquel Pittman, WCU
- N. 5 Scott Riddle, Elon
- N. 12 Bart Blanchard, CIT
- N. 19 Brandon Wiggins, Elon

SoCon vs. Other Conferences Overall (19-13)

FBS Opponents (1-8) Atlantic Coast (0-2)

Clemson 38, Furman 10
North Carolina State 38, Wofford 17

Big Ten (1-1)

Appalachian State 34, Michigan 32
Wisconsin 45, The Citadel 31

Big East (0-1)

South Florida 28, Elon 13

Mountain West (0-1)

Colorado State 42, Georgia Southern 34

Southeastern (0-3)

Alabama 52, Western Carolina 6
Georgia 45, Western Carolina 16
Arkansas 34, Chattanooga 15

FCS Opponents (13-4) Big Sky (1-0)

Appalachian State 34, Northern Arizona 21

Big South (10-0)

The Citadel 35, Charleston Southern 14
Wofford 52, Charleston Southern 24
Furman 40, Presbyterian 16
Georgia Southern 42, Coastal Carolina 34
Elon 42, Liberty 14
Appalachian State 45, Gardner-Webb 7
Western Carolina 33, Presbyterian 20
Furman 27, Coastal Carolina 17
Wofford 52, Gardner-Webb 17
The Citadel 70, VMI 28

Colonial Athletic (0-1)

Hofstra 32, Furman 17

Great West (1-0)

Georgia Southern 41, South Dakota State 38

Ohio Valley (0-2)

Eastern Kentucky 45, Western Carolina 21
Jacksonville State 33, Chattanooga 19

Independents (1-1)

Western Kentucky 28, Chattanooga 21
Elon 38, Stony Brook 23

Non-Division I Opponents (5-1)

Appalachian State 48, Lenoir-Rhyne 7
Carson-Newman 29, Chattanooga 17
The Citadel 76, Webber International 0
Elon 59, West Virginia Wesleyan 16
Georgia Southern 45, West Georgia 21
Wofford 38, Georgetown (Ky.) 13



FCS Top 25 Coaches Poll (November 19, 2007)

The FCS Coaches Poll is based exclusively on a voting panel of head coaches in the FCS under the cooperation of the Collegiate Commissioners Association (CCA) and the American Football Coaches Association (AFCA).

The poll is available on the newly-created FCS web page <<http://www.soconsports.com/fls/4000/SoCon/FCS/index.htm>> that features the poll, conference scores and standings, and features on FCS programs. The Southern Conference oversees the poll and maintains the web site.

School	Points	Previous
1. Northern Iowa (11-0) (17)	689	2
2. Montana (7) (11-0)	659	3
3. McNeese State (1) (11-0)	639	4
4. Southern Illinois (10-1)	598	5
5. North Dakota State (3) (10-1)	556	1
6. Appalachian State (9-2)	553	6
7. Massachusetts (9-2)	541	7
8. Richmond (9-2)	499	8
9. James Madison (9-2)	432	13
10. Delaware State (10-1)	405	10
11. Eastern Kentucky (9-2)	403	12
12. Wofford (8-3)	389	14
13. Delaware (8-3)	384	9
14. Eastern Washington (8-3)	328	15
15. New Hampshire (7-4)	245	19
16. Youngstown State (7-4)	228	15
17. Eastern Illinois (8-3)	222	20
18. Grambling State (8-2)	198	18
19. Georgia Southern (7-4)	173	NR
20. Yale (9-1)	153	11
21. Elon (7-4)	101	NR
22. Harvard (8-2)	100	25
23. Fordham (8-3)	79	21
24. Dayton (10-1)	77	24
25. South Dakota State (7-4)	68	NR

Others receiving votes: Hofstra (67), Cal Poly (65), Villanova (51), Western Illinois (41), **The Citadel (30)**, Liberty (23), Alabama A&M (17), Norfolk State (16), **Furman (11)**, Sam Houston State (10), South Carolina State (10), San Diego (9), Albany (8), Georgetown (6), Prairie View A&M (5), Colgate (4), Montana State (3), Holy Cross (2), Northern Arizona (2), Hampton (1)

FCS Coaches Poll voting panel: Stacy Adams (Valparaiso), Rob Ash (Montana State), David Bennett (Coastal Carolina), Bob Biggs (Cal Davis), Don Brown (Massachusetts), Kevin Callahan (Monmouth), Rich Ellerson (Cal Poly), Bob Ford (Albany), Henry Frazier (Prairie View), Tom Gilmore (Holy Cross), J.C. Harper (Stephen F. Austin), Danny Hope (Eastern Kentucky), Denver Johnson (Illinois State), Anthony Jones (Alabama A&M), Kevin Kelly (Georgetown), **Bobby Lamb (Furman)**, **Pete Lembo (Elon)**, Mike Lucas (Southeastern Louisiana), Mickey Matthews (James Madison), Tripp Merritt (Davidson), Jay Mills (Charleston Southern), Tim Murphy (Harvard), Don Patterson (Western Illinois), Oliver Pough (South Carolina State), Tony Samuel (Southeast Missouri State), Jack Siedlecki (Yale), Jerome Souers (Northern Arizona), Joe Taylor (Hampton)



Sports Network Poll:

No.	School	Points	Previous
1.	Northern Iowa (97) (11-0)	2,650	1
2.	Montana (10) (11-0)	2,494	3
3.	McNeese State (5) (11-0)	2,482	4
4.	Southern Illinois (10-1)	2,329	5
5. Appalachian State (9-2)	2,200	6	
6.	Richmond (9-2)	2,067	7
7.	Massachusetts (9-2)	1,992	8
8.	North Dakota State (1) (10-1)	1,880	2
9.	Eastern Kentucky (9-2)	1,653	12
10.	Delaware State (10-1)	1,611	10
11. Wofford (8-3)	1,590	13	
12.	James Madison (8-3)	1,449	14
13.	Delaware (8-3)	1,272	9
14.	Eastern Washington (8-3)	1,229	14
15.	Youngstown State (7-4)	930	17
16.	Grambling State (8-2)	841	19
17.	New Hampshire (7-4)	816	20
18.	Eastern Illinois (8-3)	747	21
19.	Georgia Southern (7-4)	698	16
20.	Yale (9-1)	630	11
21.	South Dakota State (7-4)	488	NR
22.	Harvard (8-2)	423	NR
23. Elon (7-4)	414	24	
24.	Cal Poly (7-4)	331	25
25.	Fordham (8-3)	260	18

Others receiving votes: Villanova (238), Norfolk State (186), **The Citadel (132)**, Dayton (100), Hofstra (84), Liberty (81), Albany (74), Western Illinois (61), Alabama A&M (38), South Carolina State (36), Sam Houston State (33), Prairie View A&M (27), **Furman (26)**, San Diego (14), Hampton (12), Southern (9), Holy Cross (6), Nicholls State (5), Colgate (4), Lafayette (2)



NCAA Playoff History

SoCon Composite Results	Non-Conference	Overall
In First Round:	35-17	35-17
In Quarterfinals:	21-10	24-13
In Semifinals:	11-5	15-9
In Championship Game:	7-8	7-8
All Rounds in I-AA Playoffs	74-40	81-47
All Rounds Percentage	.649	.633

Conferences in the FCS Playoffs

Conference (First year)	Overall	Pct.
Southern (1982)	81-47	.633
Independent	3-2	.600
Big Sky (1979)	55-48	.534
Gateway (1985)	42-38	.525
Great West (2004)	1-1	.500
Southland (1982)	40-42	.488
Atlantic 10 (1978)	39-51	.433
Ohio Valley (1979)	24-39	.381
Patriot (1997)	7-12	.368
Mid-Eastern Athletic (1981)	6-19	.240
Southwestern Athletic (1978)	0-19	.000
Big South (2006)	0-1	.000

SoCon Teams vs. FCS Conferences in the Playoffs

Conference	Overall	Pct.
Southern	7-7	.500
Atlantic 10	18-6	.750
Big Sky	8-9	.471
Big South	1-0	1.000
Gateway	13-6	.684
Independent	7-4	.636
Mid-Eastern Athletic	6-2	.750
Ohio Valley	8-4	.667
Patriot	3-0	1.000
Southland	7-7	.500
Southwestern Athletic	1-0	1.000
TOTAL	81-47	.633

FCS Championship Game Results

Year	Results
1978	Florida A&M 35, Massachusetts 20
1979	Eastern Kentucky 30, Lehigh 7
1980	Boise State 31, Eastern Kentucky 29
1981	Idaho State 34, Eastern Kentucky 23
1982	Eastern Kentucky 17, Delaware 14
1983	Southern Illinois 43, Western Carolina 17
1984	Montana State 19, Louisiana Tech 6
1985	Georgia Southern 44, Furman 42
1986	Georgia Southern 48, Arkansas State 21
1987	Northeast Louisiana 43, MARSHALL 42
1988	Furman 17, Georgia Southern 12
1989	Georgia Southern 37, Stephen F. Austin 34
1990	Georgia Southern 36, Nevada-Reno 13
1991	Youngstown State 25, Marshall 17
1992	Marshall 31, Youngstown State 28
1993	Youngstown State 17, Marshall 5
1994	Youngstown State 28, Boise State 14
1995	Montana 22, Marshall 20
1996	Marshall 49, Montana 29
1997	Youngstown State 10, McNeese State 9
1998	Massachusetts 55, Georgia Southern 43
1999	Georgia Southern 59, Youngstown State 24
2000	Georgia Southern 27, Montana 25
2001	Montana 13, Furman 6
2002	Western Kentucky 34, McNeese State 14
2003	Delaware 40, Colgate 0
2004	James Madison 31, Montana 21
2005	Appalachian State 21, Northern Iowa 16
2006	Appalachian State 28, Massachusetts 16



SoCon Team Results

1982	First Round	South Carolina State 17, at Furman 0
1983	First Round	at Western Carolina 24, Colgate 23
	Quarterfinal	at Furman 35, Boston University 16
		Western Carolina 28, at Holy Cross 21
	Semifinal	Western Carolina 14, at Furman 7
	Final	Southern Illinois 43, Western Carolina 7
1984	First Round	at Arkansas State 37, Chattanooga 10
1985	Quarterfinal	at Furman 59, Rhode Island 15
	Semifinal	at Furman 35, Nevada-Reno 12
	Final	Georgia Southern 44, Furman 42
1986	First Round	Nicholls State 28, at Appalachian State 26
		Eastern Kentucky 23, at Furman 10
1987	First Round	at Appalachian State 20, Richmond 3
		at Marshall 41, James Madison 12
	Quarterfinal	at Appalachian St. 19, Georgia Southern 0
		at Marshall 51, Weber State 23
	Semifinal	Marshall 24, at Appalachian State 10
	Final	Northeast Louisiana 43, Marshall 42
1988	First Round	at Georgia Southern 38, The Citadel 20
		at Furman 21, Delaware 7
		at Marshall 7, North Texas 0
	Quarterfinal	Furman 13, at Marshall 9
	Semifinal	at Furman 38, Idaho 7
	Final	Furman 17, Georgia Southern 12
1989	First Round	Middle Tennessee St. 24, Appalachian State 21
		at Furman 24, William & Mary 10
	Quarterfinal	at Furman 42, Youngstown State 23
	Semifinal	Stephen F. Austin 21, at Furman 19
1990	First Round	at Georgia Southern 31, The Citadel 0
		at Furman 45, Eastern Kentucky 17
	Quarterfinal	at Nevada-Reno 42, Furman 35 (3 OT)
1991	First Round	at Eastern Kentucky 14, Appalachian State 3
		at Marshall 20, Western Illinois 17 (OT)
	Quarterfinal	at Marshall 41, Northern Iowa 13
	Semifinal	at Marshall 14, Eastern Kentucky 7
	Final	Youngstown State 25, Marshall 17
1992	First Round	Middle Tennessee St. 35, Appalachian State 10
		The Citadel 44, North Carolina A&T 0
		at Marshall 44, Eastern Kentucky 0
	Quarterfinal	Youngstown State 42, at The Citadel 17
		at Marshall 35, Middle Tennessee 21
	Semifinal	at Marshall 28, Delaware 7
	Final	at Marshall 31, Youngstown State 28
1993	First Round	at Georgia Southern 14, Eastern Kentucky 12
		at Marshall 28, Howard 14
	Quarterfinal	at Youngstown State 34, Georgia Southern 14
		at Marshall 34, Delaware 31
	Semifinal	at Marshall 24, Troy State 21
	Final	Youngstown State 17, at Marshall 5
1994	First Round	Appalachian State 17, New Hampshire 10 (OT)
		at Marshall 49, Middle Tennessee St. 14
	Quarterfinal	at Boise State 17, Appalachian State 14
		at Marshall 28, James Madison 21 (OT)
	Semifinal	at Boise State 28, Marshall 24
1995	First Round	Appalachian State 31, James Madison 24
		Georgia Southern 24, at Troy State 21
		at Marshall 38, Jackson State 8
	Quarterfinal	Stephen F. Austin 27, Appalachian St. 17
		at Montana 45, Georgia Southern 0
		at Marshall 41, Northern Iowa 24
	Semifinal	Marshall 25, at McNeese State 13
	Final	Montana 22, at Marshall 20

1996	First Round	at East Tennessee State 35, Villanova 29
		Furman 42, at Northern Arizona 31
		at Marshall 59, Delaware 14
	Quarterfinal	at Marshall 54, Furman 0
		at Montana 44, East Tennessee State 14
	Semifinal	at Marshall 31, Northern Iowa 14
	Final	at Marshall 49, Montana 29
1997	First Round	at Georgia Southern 52, Florida A&M 37
	Quarterfinal	at Delaware 16, Georgia Southern 7
1998	First Round	at Georgia Southern 49, Colgate 28
		at Appalachian State 45, Tennessee State 31
	Quarterfinal	at Georgia Southern 52, Connecticut 30
		at Northwestern St. 31, Appalachian State 20
	Semifinal	at Georgia Southern 42, Western Illinois 14
	Final	Massachusetts 55, Georgia Southern 43
1999	First Round	at Georgia Southern 72, Northern Arizona 29
		Massachusetts 30, at Furman 23 (OT)
		Florida A&M 44, at Appalachian State 29
	Quarterfinal	at Georgia Southern 38, Massachusetts 21
	Semifinal	at Georgia Southern 28, Illinois State 17
	Final	Georgia Southern 59, Youngstown State 24
2000	First Round	at Georgia Southern 42, McNeese State 17
		Hofstra 31, at Furman 24
		Appalachian State 33, at Troy State 30
	Quarterfinal	at Georgia Southern 48, Hofstra 20
		Appalachian State 17, at Western Kentucky 14
	Semifinal	at Georgia Southern 27, Delaware 18
		at Montana 19, Appalachian State 16 (OT)
	Final	Georgia Southern 27, Montana 25
2001	First Round	at Georgia Southern 60, Florida A&M 35
		at Furman 24, Western Kentucky 20
		at Appalachian State 40, William & Mary 27
	Quarterfinal	at Georgia Southern 38, Appalachian State 24
		at Furman 34, Lehigh 17
	Semifinal	Furman 24, at Georgia Southern 17
	Final	Montana 13, Furman 6
2002	First Round	at Georgia Southern 34, Bethune-Cookman 0
		at Villanova 45, Furman 38
		Maine 14, at Appalachian State 13
	Quarterfinal	at Georgia Southern 31, Maine 7
	Semifinal	Western Kentucky 31, at Georgia Southern 28
2003	First Round	at Wofford 31, North Carolina A&T 10
	Quarterfinal	at Wofford 34, Western Kentucky 17
	Semifinal	at Delaware 24, Wofford 9
2004	First Round	New Hampshire 27, at Georgia Southern 21
		at Furman 49, Jacksonville State 7
	Quarterfinal	James Madison 14, at Furman 13
2005	First Round	at Appalachian State 34, Lafayette 23
		At Texas State 50, Georgia Southern 35
		at Furman 14, Nicholls State 12
	Quarterfinal	at Appalachian State 38, Southern Illinois 24
		Furman 24, at Richmond 20
	Semifinal	at Appalachian State 29, Furman 23
	Final	Appalachian State 21, Northern Iowa 16
2006	First Round	at Appalachian State 45, Coastal Carolina 28
		at Montana State 31, Furman 13
	Quarterfinal	at Appalachian State 38, Montana State 17
	Semifinal	at Appalachian State 49, Youngstown State 24
	Final	Appalachian State 28, Massachusetts 17



Southern Conference Playoff Records

Individual

Yards Rushing

333, Adrian Peterson (GSU) vs. Massachusetts, 12/4/99
 247, Adrian Peterson (GSU) vs. Youngstown State, 12/18/99
 238, Greg Hill (GSU) vs. Florida A&M, 11/29/97
 236, John Settle (ASU) vs. Nicholls State, 11/29/86
 232, Adrian Peterson (GSU) vs. Connecticut, 12/5/98
 228, Greg Hill (GSU) vs. Massachusetts, 12/19/98
 216, Jimmy Watkins (ASU) vs. William & Mary, 12/1/01
 208, Ritchie Melchor (ASU) vs. Middle Tennessee State, 11/25/89
 203, Adrian Peterson (GSU) vs. Hofstra, 12/2/00
 199, Chris Parker (MAR) vs. Howard, 12/18/95

Rushing Attempts

41, Chris Parker (MAR) vs. Troy State, 12/11/93
 40, Chris Parker (MAR) vs. Howard, 12/18/95
 38, Chris Parker (MAR) vs. Boise State, 12/10/94
 37, John Settle (ASU) vs. Nicholls State, 11/29/86
 36, Chris Parker (MAR) vs. Middle Tennessee State, 11/26/94
 35, Jimmy Watkins (ASU) vs. William & Mary, 12/1/01
 34, Ron Darby (MAR) vs. Appalachian State, 12/12/87
 34, Adrian Peterson (GSU) vs. Delaware, 12/9/00
 33, Chris Parker (MAR) vs. Delaware, 11/27/93
 33, Damon Scott (ASU) vs. James Madison, 11/25/95
 33, Adrian Peterson (GSU) vs. Connecticut, 12/5/98
 33, Louis Ivory (FUR) vs. Hofstra, 11/25/00
 33, Louis Ivory (FUR) vs. Western Kentucky, 12/1/01
 33, Terrance McCall (ASU) vs. Tennessee State, 11/28/98

Touchdowns Rushing

5, Adrian Peterson (GSU) vs. Massachusetts, 12/4/99
 4, John Bagwell (FUR) vs. Georgia Southern, 12/21/85
 4, Chris Parker (MAR) vs. Delaware, 12/4/93
 4, Greg Hill (GSU) vs. Northern Arizona, 11/27/99
 4, Jimmy Watkins (ASU) vs. William & Mary, 12/1/01
 4, Kevin Richardson (ASU) vs. Montana State, 12/2/06
 4, Kevin Richardson (ASU) vs. Massachusetts, 12/15/06
 3, Billy Stockdale (FUR) vs. Nevada, 12/1/90
 3, Chris Parker (MAR) vs. Middle Tennessee State, 11/26/94
 3, Derek Russell (FUR) vs. Massachusetts, 11/27/99
 3, Adrian Peterson (GSU) vs. Youngstown State, 12/18/99
 3, Adrian Peterson (GSU) vs. Illinois State, 12/11/99
 3, J.R. Revere (GSU) vs. Hofstra, 12/2/00
 3, Chaz Williams (GSU) vs. Bethune-Cookman, 11/30/02
 3, Jeff Zolman (Wofford) vs. Western Kentucky, 12/6/03

Yards Passing

474, Tony Petersen (MAR) vs. Northeast Louisiana, 12/19/87
 449, Eric Kresser (MAR) vs. Delaware, 11/30/96
 387, Tony Petersen (MAR) vs. James Madison, 11/28/87
 376, Jeff Gilbert (WCU) vs. Colgate, 11/26/83
 367, Richie Williams (ASU) vs. Southern Illinois, 12/3/05
 363, Michael Payton (MAR) vs. Youngstown State, 12/21/91
 353, Michael Payton (MAR) vs. Eastern Kentucky, 11/28/92
 349, David Reaves (ASU) vs. Northwestern St., 12/5/98
 344, Michael Payton (MAR) vs. Northern Iowa, 12/7/91
 343, Jeff Gilbert (WCU) vs. Holy Cross, 12/3/83

Passing Attempts

54, Tony Petersen (MAR) vs. Northeast Louisiana, 12/19/87
 52, Jeff Gilbert (WCU) vs. Holy Cross, 12/3/83
 51, Greg Ryan (ETSU) vs. Montana, 12/7/96
 49, Joe Burchette (ASU) vs. Montana, 12/9/00
 47, Jeff Gilbert (WCU) vs. Colgate, 11/26/83
 45, Jeff Gilbert (WCU) vs. Furman, 12/10/83
 43, Michael Payton (MAR) vs. Youngstown State, 12/21/91
 40, Chad Pennington (MAR) vs. Montana, 12/16/95
 41, Joe Burchette (ASU) vs. Troy State, 11/25/00
 39, Michael Payton (MAR) vs. Youngstown State, 12/19/92
 39, David Reaves (ASU) vs. Northwestern State, 12/5/98

Completions

30, Michael Payton (MAR) vs. Youngstown State, 12/21/91
 29, Greg Ryan (ETSU) vs. Montana, 12/7/96
 28, Jeff Gilbert (WCU) vs. Holy Cross, 12/3/83
 28, Tony Petersen (MAR) vs. Northeast Louisiana, 12/19/87

27, Joe Burchette (ASU) vs. Troy State, 12/9/00
 26, Michael Payton (MAR) vs. Eastern Kentucky, 11/28/92
 26, Chad Pennington (MAR) vs. McNeese State, 12/9/95
 25, Jeff Gilbert (WCU) vs. Colgate, 11/26/83
 25, Tony Petersen (MAR) vs. Appalachian State, 12/12/87
 25, Michael Payton (MAR) vs. Youngstown State, 12/19/92

Touchdown Passes

4, Tony Petersen (MAR) vs. James Madison, 11/28/87
 4, Tony Petersen (MAR) vs. Weber State, 12/5/87
 4, Tony Petersen (MAR) vs. Northeast Louisiana, 12/19/87
 4, Eric Kresser (MAR) vs. Montana, 12/21/96
 4, Ingle Martin (FUR) vs. Jacksonville State, 11/27/04
 3, Jeff Gilbert (WCU) vs. Colgate, 11/26/83
 3, Jeff Gilbert (WCU) vs. Holy Cross, 12/3/83
 3, Michael Payton (MAR) vs. Northern Iowa, 12/7/91
 3, Todd Donnan (MAR) vs. Middle Tennessee State, 12/5/92
 3, Todd Donnan (MAR) vs. Middle Tennessee State, 11/26/94
 3, Greg Ryan (ETSU) vs. Villanova, 11/30/96
 3, Richie Williams (ASU) vs. Southern Illinois, 12/3/05
 3, Armanti Edwards (ASU) vs. Coastal Carolina, 11/25/06

Receiving Yards

288, Randy Moss (MAR) vs. Delaware, 11/30/96
 220, Randy Moss (MAR) vs. Montana, 12/21/96
 195, Mike Barber (MAR) vs. Northeast Louisiana, 12/19/87
 189, Troy Brown (MAR) vs. Middle Tennessee State, 12/5/92
 188, Troy Brown (MAR) vs. Eastern Kentucky, 11/28/92
 186, Brian Dowler (MAR) vs. Northern Iowa, 12/7/91
 177, Troy Albea (ASU) vs. Montana, 12/9/00
 154, Ricardo Clark (MAR) vs. Youngstown State, 12/21/91
 153, Donald Lipscomb (FUR) vs. Eastern Kentucky, 12/24/90
 141, Justin Stepp (FUR) receiving vs. Richmond, 12/3/05

Receptions

12, Bear Rinehart (FUR) vs. Villanova, 11/30/02
 11, Anthony Stringfield (ETSU) vs. Montana, 12/7/96
 11, Troy Albea (ASU) vs. Montana, 12/9/00
 11, Justin Stepp (FUR) vs. Richmond, 12/3/05
 10, Troy Brown (MAR) vs. Youngstown State, 12/19/92
 10, Greg Johnson (ETSU) vs. Villanova, 11/30/96
 9, Kristy Kiser (WCU) vs. Holy Cross, 12/3/83
 9, Mike Barber (MAR) vs. Northeast Louisiana, 12/19/87
 9, Sean Doctor (MAR) vs. James Madison, 11/28/87
 9, Randy Moss (MAR) vs. Montana, 12/21/96
 9, Darryl Skinner (ASU) vs. Tennessee State, 11/28/98

Touchdowns Receiving

4, Randy Moss (MAR) 4 vs. Montana, 12/21/96
 3, Keith Baxter (MAR) 3 vs. Weber State, 12/5/87
 3, Brian Dowler (MAR) 3 vs. Northern Iowa, 12/7/91
 3, Troy Brown (MAR) 3 vs. Middle Tennessee State, 12/5/92
 3, Randy Moss (MAR) 3 vs. Delaware, 11/30/96
 3, Corey Joyner (GSU) 3 vs. Western Illinois, 12/5/98
 2, Eric Rasheed (WCU) 2 vs. Colgate, 11/26/83
 2, Eric Rasheed (WCU) 2 vs. Holy Cross, 12/3/83
 2, Troy Douglas (ASU) 2 vs. Nicholls State, 11/29/86
 2, Sean Doctor (MAR) 2 vs. James Madison, 11/28/87
 2, Keith Baxter (MAR) 2 vs. Northeast Louisiana, 12/19/87
 2, Troy Brown (MAR) vs. Eastern Kentucky, 11/28/92
 2, Shawn Goodwyn (MAR) 2 vs. Middle Tennessee State, 11/26/94
 2, Anthony Stringfield (ETSU) vs. Villanova, 11/30/96
 2, Jody Wade (MAR) vs. Northern Arizona, 11/30/96
 2, Randy Moss (MAR) vs. Furman, 12/7/96
 2, Isaac West (FUR) vs. Jacksonville State, 11/27/04

Most Points

32, Adrian Peterson (GSU) 32 points vs. Massachusetts, 12/4/99
 24, John Bagwell (FUR) 24 points vs. Georgia Southern, 12/21/85
 24, Chris Parker (MAR) 24 points vs. Delaware, 12/4/93
 24, Randy Moss (MAR) 24 points vs. Montana, 12/21/96
 24, Greg Hill (GSU) 24 points vs. Florida A&M, 11/29/97
 24, Kevin Richardson (ASU) vs. Montana State, 12/2/06
 24, Kevin Richardson (ASU) vs. Massachusetts, 12/15/06
 18, Keith Baxter (MAR) vs. Weber State, 12/5/87
 18, Billy Stockdale (FUR) vs. Nevada, 12/1/90
 18, Brian Dowler (MAR) vs. Northern Iowa, 12/7/91
 18, Troy Brown (MAR) vs. Middle Tennessee State, 12/5/92



18, Chris Parker (MAR) vs. Middle Tennessee State, 11/26/94
 18, Randy Moss (MAR) vs. Delaware, 11/30/98
 18, Corey Joyner (GSU) vs. Western Illinois, 12/5/98
 18, Derek Russell (FUR) vs. Massachusetts, 11/27/99
 18, Adrian Peterson (GSU) vs. Youngstown State, 12/18/99
 18, Adrian Peterson (GSU) vs. Illinois State, 12/11/99
 18, J.R. Revere (GSU) vs. Hofstra, 12/2/00
 18, Chaz Williams (GSU) vs. Bethune-Cookman, 11/30/02
 18, Armanti Edwards (ASU) vs. Youngstown State, 12/9/06

Extra Point Attempts

10, Chris Chambers (GSU) vs. Northern Arizona, 11/27/99
 8, Kevin Esval (Furman) vs. Rhode Island, 12/7/85
 8, Tim Openlander (MAR) vs. Delaware, 11/30/96
 7, John Mitchell (MAR) vs. Weber State, 12/5/87
 7, Tim Openlander (MAR) vs. Furman, 12/7/96
 7, Chris Chambers (GSU) vs. Connecticut, 12/5/98
 7, Scott Shelton (GSU) vs. Florida A&M, 12/1/01
 7, Scott Beckler (Furman) vs. Jacksonville State, 11/27/04
 7, Julian Rauch (ASU) vs. Youngstown State, 12/9/06
 6, Chris Barden (ASU) vs. Tennessee State, 11/28/98
 6, Chris Chambers (GSU) vs. Western Illinois, 12/12/98

Field Goals Made

4, Scott Shelton (GSU) vs. Florida A&M, 12/1/01
 3, Dean Biasucci (WCU) vs. Furman, 12/10/83
 3, David Merrick (MAR) vs. Eastern Kentucky, 11/28/92
 3, Mark Wright (ASU) vs. Montana, 12/9/00

Field Goal Attempts

4, Dean Biasucci (WCU) vs. Furman, 12/10/83
 4, Bjorn Nittmo (ASU) vs. Nicholls State, 11/29/86
 4, Scott Shelton (GSU) vs. Florida A&M, 12/1/01
 3, Mark Wright (ASU) vs. Montana, 12/9/00

Team

Rushing Yards

638, Georgia Southern vs. Youngstown State, 12/18/99
 557, Georgia Southern vs. Northern Arizona, 11/27/99
 530, Georgia Southern vs. Connecticut, 12/5/98
 479, Georgia Southern vs. McNeese State, 11/25/00
 470, Georgia Southern vs. Massachusetts, 12/4/99
 457, Georgia Southern vs. Colgate, 11/28/98
 457, Georgia Southern vs. Massachusetts, 12/19/98
 430, Georgia Southern vs. Hofstra, 12/2/00
 417, Georgia Southern vs. Maine, 12/7/02
 416, Georgia Southern vs. Florida A&M, 12/15/97

Rushing Attempts

76, Georgia Southern 76 vs. Appalachian State, 12/8/01
 73, Georgia Southern 73 vs. Connecticut, 12/5/98
 72, Wofford 72 vs. Western Kentucky, 12/6/03
 70, Georgia Southern 70 vs. Hofstra, 12/2/00
 68, Appalachian State vs. James Madison, 11/25/95
 68, Georgia Southern 68 vs. Delaware, 12/9/00
 67, Georgia Southern vs. Illinois State, 12/11/99
 67, Georgia Southern vs. Bethune-Cookman, 11/30/02
 66, Furman vs. Hofstra, 11/25/00
 65, Georgia Southern vs. Massachusetts, 12/19/98

Rushing Touchdowns

8, Georgia Southern vs. Northern Arizona, 11/27/99
 7, Georgia Southern vs. Colgate, 11/28/98
 7, Georgia Southern vs. Connecticut, 12/5/98
 7, Georgia Southern vs. Youngstown State, 12/18/99
 6, Georgia Southern vs. Florida A&M, 11/29/97
 6, Appalachian State vs. Youngstown State, 12/9/06
 5, Furman vs. Georgia Southern, 12/21/85
 5, Georgia Southern vs. Massachusetts, 12/19/98
 5, Georgia Southern vs. Massachusetts, 12/4/99
 5, Georgia Southern vs. Massachusetts, 12/4/99
 5, Georgia Southern vs. McNeese State, 11/25/00
 5, Georgia Southern vs. Hofstra, 12/2/00
 5, Appalachian State vs. William & Mary, 12/1/01
 5, Furman vs. Villanova, 11/30/02
 5, Wofford vs. Western Kentucky, 12/6/03
 5, Appalachian State vs. Montana State, 12/2/06

Passing Yards

474, Marshall vs. Northeast Louisiana, 12/19/87
 449, Marshall vs. Delaware, 11/30/96
 387, Marshall vs. James Madison, 11/28/87
 376, Western Carolina vs. Holy Cross, 12/3/83
 367, Appalachian State vs. Southern Illinois, 12/3/05
 363, Marshall vs. Youngstown State, 12/21/91
 353, Marshall vs. Eastern Kentucky, 11/28/92
 349, Appalachian State vs. Northwestern State, 12/5/98
 344, Marshall vs. Northern Iowa, 12/7/99
 343, Western Carolina vs. Holy Cross, 12/3/83

Passing Attempts

64, East Tennessee State vs. Montana, 12/7/96
 54, Marshall vs. Northeast Louisiana, 12/19/87
 52, Western Carolina vs. Holy Cross, 12/3/83
 49, Appalachian State vs. Montana, 12/9/00
 47, Western Carolina vs. Colgate, 11/26/83
 45, Western Carolina vs. Furman, 12/10/83
 43, Marshall vs. Youngstown State, 12/21/91
 41, Marshall vs. Montana, 12/16/95
 41, Appalachian State vs. Troy State, 11/25/00
 40, Marshall vs. Youngstown State, 12/19/92

Passing Completions

35, East Tennessee State vs. Montana, 12/7/96
 30, Marshall vs. Youngstown State, 12/21/91
 30, Marshall vs. Eastern Kentucky, 11/28/92
 28, Western Carolina vs. Holy Cross, 12/3/83
 27, Marshall vs. McNeese State, 12/9/95
 27, Appalachian State vs. Troy State, 12/9/00
 25, Western Carolina vs. Colgate, 11/26/83
 25, Marshall vs. Appalachian State, 12/12/87
 25, Marshall vs. Youngstown State, 12/19/92
 24, Western Carolina vs. Furman, 12/10/83

Points Scored

72, Georgia Southern vs. Northern Arizona, 11/27/99
 60, Georgia Southern vs. Florida A&M, 12/1/01
 59, Furman vs. Rhode Island 12/7/85
 59, Marshall vs. Delaware, 11/30/96
 54, Marshall vs. Furman, 12/7/96
 52, Georgia Southern vs. Florida A&M, 11/29/97
 52, Georgia Southern vs. Connecticut, 12/5/98
 51, Marshall vs. Weber State, 12/5/87
 49, Marshall vs. Middle Tennessee State, 11/26/94
 49, Marshall vs. Montana, 12/21/96
 49, Georgia Southern vs. Colgate, 11/28/98
 49, Furman vs. Jacksonville State, 11/27/04
 49, Appalachian State vs. Youngstown State, 12/9/06

First Downs

35, Marshall vs. Middle Tennessee State, 11/26/94
 30, Georgia Southern vs. Connecticut, 12/5/98
 30, Georgia Southern vs. Hofstra, 12/2/00
 29, Georgia Southern vs. Northern Arizona, 11/27/99
 28, Furman vs. Georgia Southern, 12/21/85
 28, Appalachian State vs. Coastal Carolina, 11/25/06
 27, Appalachian State vs. Troy State, 11/25/00

Total Offense

689, Marshall vs. Delaware, 11/30/96
 659, Georgia Southern vs. Northern Arizona, 11/27/99
 655, Georgia Southern vs. Youngstown State, 12/18/99
 611, Georgia Southern vs. Connecticut, 12/5/98
 595, Georgia Southern vs. Massachusetts, 12/19/98
 586, Furman vs. Eastern Kentucky, 11/24/90
 576, Marshall vs. Northeast Louisiana, 12/19/87
 574, Marshall vs. Middle Tennessee State, 11/26/94
 560, Appalachian State vs. Coastal Carolina, 11/25/06
 550, Georgia Southern vs. Colgate, 11/28/98



SoCon Wins vs. FBS (I-A) Teams

1982	Furman 28, South Carolina 23
1982	Furman 17, Georgia Tech 14
1983	Chattanooga 38, Louisiana-Lafayette 14
1983	Appalachian State 27, Wake Forest 25
1984	Chattanooga 9, Louisiana-Lafayette 7
1984	Furman 34, North Carolina State 30
1985	Furman 42, North Carolina State 20
1986	Furman 17, Georgia Tech 17
1987	East Tennessee State 29, North Carolina State 14
1988	The Citadel 42, Navy 35
1988	Appalachian State 34, Wake Forest 34
1989	Appalachian State 15, Wake Forest 10
1989	The Citadel 14, Navy 10
1990	The Citadel 38, South Carolina 35
1991	The Citadel 20, Army 14
1991	Appalachian State 17, Wake Forest 3
1992	The Citadel 10, Arkansas 3
1992	The Citadel 15, Army 14
1995	Appalachian State 24, Wake Forest 22
1998	Appalachian State 30, Wake Forest 27
1999	Furman 28, North Carolina 3
2000	Wofford 24, Louisiana-Monroe 6
2000	Appalachian State 20, Wake Forest 16
2004	Georgia Southern 53, Florida International 32
2007	Appalachian State 34, Michigan 32

2007 SoCon Attendance

SoCon teams have attracted 602,174 fans in 46 contests this season. Average attendance is up 470 fans per game. Four of eight teams report increases in 2007.

Rank	Team	2006 Avg.	2007 Avg.	Change
1	Appalachian State	20,546	27,140 (6)	+6,594
5	Georgia Southern	15,612	18,925 (6)	+3,313
17	The Citadel	14,599	13,757 (6)	-842
22	Furman	12,442	12,590 (5)	+148
44	Wofford	8,344	8,319 (6)	-25
49	Elon	6,671	7,734 (6)	+1,063
64	Western Carolina	8,805	6,760 (5)	-2,045
66	Chattanooga	7,482	6,264 (6)	-1,218
	SoCon Average	12,621	13,091 (46)	+470

2007 Samford Schedule/Results (4-7)

A 30	West Alabama W, 23-21
S 8	at Georgia Tech L, 69-14
S 13	PRESBYTERIAN W, 34-24
S 22	SOUTHEAST MISSOURI W, 26-21
S 29	at Eastern Kentucky L, 32-20
O 13	at Tennessee-Martin L, 31-21
O 20	AUSTIN PEAY L, 28-25
O 27	at Tennessee Tech W, 59-52
N 3	JACKSONVILLE STATE L, 24-12
N 8	TENNESSEE STATE L, 38-28
N 17	at Eastern Illinois L, 33-17



**Samford
to Join
SoCon
on
July 1, 2008**

Football Coaches Teleconference

The Southern Conference will sponsor a teleconference on Tuesday, November 20 featuring coach Jerry Moore (Appalachian State) and coach Mike Ayers (Wofford), prior to the first round of the FCS Playoffs. For more information, contact Mike Ballweg in the Southern Conference office at 864-591-5100.

Time (Eastern) Coach, School

10:00-10:15	Jerry Moore, Appalachian State
10:15-10:30	Mike Ayers, Wofford

The toll-free call-in number is 866-375-5101



Football Media Contacts

SoCon Football SIDs

Appalachian State	Mike Flynn
	flynnmh@appstate.edu
The Citadel	Noelle Orr
	noelle.orr@citadel.edu
Elon	Matt Eviston
	meviston@elon.edu
Furman	Hunter Reid
	Hunter.Reid@furman.edu
Georgia Southern	Pat Osterman
	prosterman@georgiasouthern.edu
Chattanooga	Jeff Romero
	Jeff-Romero@utc.edu
Western Carolina	Daniel Hooker
	dhooker@email.wcu.edu
Wofford	Brent Williamson
	williamsondb@wofford.edu
Southern Conference	Mike Ballweg
Cell: 864-380-1166	mballweg@socon.org

Press Box Phone Numbers

Appalachian State	828-262-3172
The Citadel	843-953-5004
Elon	336-278-6777
Furman	864-294-3066
Georgia Southern	912-681-3896
Chattanooga	423-757-9332
Western Carolina	828-227-2116
Wofford	864-597-4487



Team-by-Team Schedules

Appalachian State (9-2, 5-2)

Date	Opponent	Time/Result
S. 1	at Michigan	W, 34-32
S. 8	LENOIR-RHYNE	W, 48-7
S. 15	NORTHERN ARIZONA	W, 34-21
S. 22	at Wofford	L, 42-31
S. 29	at Elon	W, 49-32
O. 6	GARDNER-WEBB (HC)	W, 45-7
O. 20	GEORGIA SOUTHERN	L, 38-35
O. 27	at Furman	W, 34-27
N. 3	at The Citadel	W, 45-24
N. 10	WESTERN CAROLINA	W, 79-35
N. 17	CHATTANOOGA	W, 37-17
N. 24	JAMES MADISON	

The Citadel (7-4, 4-3)

Date	Opponent	Time/Result
S. 1	CHARLESTON SOUTHERN	W, 35-14
S. 8	WEBBER INTERNATIONAL	W, 76-0
S. 15	at Wisconsin	L, 45-31
S. 29	at Chattanooga	W, 41-16
O. 6	WOFFORD	L, 28-7
O. 13	FURMAN	W, 54-51 (OT)
O. 20	at Western Carolina	W, 37-31
O. 27	at Georgia Southern	L, 21-17
N. 3	APPALACHIAN STATE (HC)	L, 45-24
N. 10	ELON	W, 42-31
N. 17	at VMI	W, 70-28

Elon (7-4, 4-3)

Date	Opponent	Time/Result
S. 1	at South Florida	L, 28-13
S. 8	WEST VA. WESLEYAN	W, 59-16
S. 22	LIBERTY	W, 42-14
S. 29	APPALACHIAN STATE	L, 49-32
O. 6	at Western Carolina	W, 38-36
O. 13	GEORGIA SOUTHERN	W, 36-33 (2OT)
O. 20	at Wofford	W, 24-13
O. 27	CHATTANOOGA (HC)	W, 38-28
N. 3	at Furman	L, 52-49
N. 10	at The Citadel	L, 42-31
N. 17	STONY BROOK	W, 38-23

Furman (6-5, 3-3)

Date	Opponent	Time/Result
S. 1	PRESBYTERIAN	W, 40-16
S. 8	at Hofstra	L, 32-17
S. 15	at Clemson	L, 38-10
S. 29	WOFFORD	L, 45-20
O. 6	COASTAL CAROLINA	W, 27-17
O. 13	at The Citadel	L, 54-51 (OT)
O. 20	at Chattanooga	W, 28-22
O. 27	APPALACHIAN STATE	L, 34-27
N. 3	ELON (HC)	W, 52-49
N. 10	at Georgia Southern	W, 24-22
N. 17	at Western Carolina	W, 52-21

Georgia Southern (7-4, 4-3)

Date	Opponent	Time/Result
S. 8	WEST GEORGIA	W, 45-21
S. 15	at Coastal Carolina	W, 42-34
S. 22	CHATTANOOGA	L, 45-38 (OT)
S. 29	WESTERN CAROLINA	W, 50-21
O. 6	SOUTH DAKOTA STATE	W, 41-38
O. 13	at Elon	L, 36-33 (2 OT)
O. 20	at Appalachian State	W, 38-35
O. 27	THE CITADEL (HC)	W, 21-17
N. 3	at Wofford	W, 38-35
N. 10	FURMAN	L, 24-22
N. 17	at Colorado State	L, 42-34

Chattanooga (2-9, 2-4)

Date	Opponent	Time/Result
A. 30	CARSON-NEWMAN	L, 29-17
S. 8	at Jacksonville State	L, 33-19
S. 22	at Georgia Southern	W, 45-38 (OT)
S. 29	THE CITADEL	L, 41-16
O. 6	at Arkansas	L, 34-15
O. 13	WESTERN CAROLINA (HC)	W, 39-21
O. 20	FURMAN	L, 28-22
O. 27	at Elon	L, 38-28
N. 3	WESTERN KENTUCKY	L, 28-21
N. 10	WOFFORD	L, 42-16
N. 17	at Appalachian State	L, 37-17

Western Carolina (1-10, 0-6)

Date	Opponent	Time/Result
S. 1	at Alabama	L, 52-6
S. 8	at Eastern Kentucky	L, 45-21
S. 15	at Georgia	L, 45-16
S. 22	PRESBYTERIAN	W, 33-20
S. 29	at Georgia Southern	L, 50-21
O. 6	ELON	L, 38-36
O. 13	at Chattanooga	L, 39-21
O. 20	THE CITADEL (HC)	L, 37-31
O. 25	WOFFORD	L, 47-44
N. 10	at Appalachian State	L, 79-35
N. 17	FURMAN	L, 52-21

Wofford (8-3, 5-2)

Date	Opponent	Time/Result
S. 1	GEORGETOWN (KY.)	W, 38-13
S. 8	CHARLESTON SOUTHERN	W, 52-24
S. 15	at North Carolina State	L, 38-17
S. 22	APPALACHIAN STATE	W, 42-31
S. 29	at Furman	W, 45-20
O. 6	at The Citadel	W, 28-7
O. 13	GARDNER-WEBB	W, 52-17
O. 20	ELON	L, 24-13
O. 25	at Western Carolina	W, 47-44
N. 3	GEORGIA SOUTHERN (HC)	L, 38-35
N. 10	at Chattanooga	W, 42-16
N. 24	at Montana	



Composite Schedule

August 30
Carson-Newman 29, Chattanooga 17

September 1

Appalachian State 34, Michigan 32
The Citadel 35, Charleston Southern 14
Furman 40, Presbyterian 16
Alabama 52, Western Carolina 6
Wofford 38, Georgetown (Ky.) 13
South Florida 28, Elon 13

September 8

The Citadel 76, Webber International 0
Jacksonville State 33, Chattanooga 19
Appalachian State 48, Lenoir-Rhyne 7
Georgia Southern 45, West Georgia 21
Eastern Kentucky 45, Western Carolina 21
Elon 59, West Virginia Wesleyan 16
Hofstra 32, Furman 17
Wofford 52, Charleston Southern 24

September 15

Wisconsin 45, The Citadel 31
Clemson 38, Furman 10
Georgia 45, Western Carolina 16
Appalachian State 34, Northern Arizona 21
North Carolina State 38, Wofford 17
Georgia Southern 42, Coastal Carolina 34

September 22

Elon 42, Liberty 14
Wofford 42, Appalachian State 31
Western Carolina 33, Presbyterian 20
Chattanooga 45, Georgia Southern 38 (OT)

September 29

Appalachian State 49, Elon 32
Georgia Southern 50, Western Carolina 21
The Citadel 41, Chattanooga 16
Wofford 45, Furman 20

October 6

Wofford 28, The Citadel 7
Furman 27, Coastal Carolina 17
Georgia Southern 41, South Dakota State 38
Appalachian State 45, Gardner-Webb 7
Elon 38, Western Carolina 36
Arkansas 34, Chattanooga 15

October 13

Wofford 52, Gardner-Webb 17
The Citadel 54, Furman 51 (OT)
Elon 36, Georgia Southern 33 (2 OT)
Chattanooga 39, Western Carolina 21

October 20

Furman 28, Chattanooga 22
The Citadel 37, Western Carolina 31
Elon 24, Wofford 13
Georgia Southern 38, Appalachian State 35

October 25

Wofford 47, Western Carolina 44

October 27

Georgia Southern 21, The Citadel 17
Elon 38, Chattanooga 28
Appalachian State 34, Furman 27

November 3

Georgia Southern 38, Wofford 35
Appalachian State 45, The Citadel 24
Furman 52, Elon 49
Western Kentucky 28 Chattanooga 21

November 10

The Citadel 42, Elon 31
Wofford 42, Chattanooga 16
Furman 24, Georgia Southern 22
Appalachian State 79, Western Carolina 35

November 17

The Citadel 70, VMI 28
Furman 52, Western Carolina 21
Colorado State 42, Georgia Southern 34
Appalachian State 37, Chattanooga 17
Elon 38, Stony Brook at Elon 23

November 24

Wofford at Montana
James Madison at Appalachian State

RUSHING	Team	Cl	G	Att	Yds	Avg	TD	Long	Yds/G
1. Jayson Foster..	GSU	SR	11	261	1844	7.1	24	82	167.6
2. Lamar Lewis....	GSU	SR	10	143	955	6.7	5	63	95.5
3. Tory Cooper....	CIT	SR	11	240	1041	4.3	19	50	94.6
4. K. Richardson..	ASU	SR	11	199	1030	5.2	12	43	93.6
5. Kevious Johnson	WOF	SR	11	146	1029	7.0	8	36	93.5
6. Erroll Wynn....	UTC	SO	11	195	776	4.0	3	57	70.5
7. B. Fitzgerald..	UTC	JR	12	117	798	6.8	3	79	66.5
8. Jerome Felton..	FUR	SR	11	165	705	4.3	12	60	64.1
9. Mike Malone....	WCU	SR	11	124	563	4.5	6	32	51.2
10. Josh Collier...	WOF	SR	10	120	461	3.8	9	62	46.1

INTERCEPTIONS	Team	Cl	G	Int	Yds	TD	Long	Int/G
1. Corey Lynch....	ASU	SR	11	4	112	1	65	0.36
Chris Covington	GSU	JR	11	4	91	0	45	0.36
Joseph Thornton	UTC	SO	11	4	58	0	42	0.36
4. Nolan Ward.....	ELON	SO	9	3	53	0	34	0.33
5. Gary Blount....	WOF	SO	11	3	59	0	26	0.27
W. Middleton...	FUR	SR	11	3	36	0	27	0.27
Brian Kemp.....	WOF	SR	11	3	35	0	23	0.27
Andrew Rowell..	CIT	SR	11	3	21	0	14	0.27
Ryan Jones.....	CIT	SO	11	3	18	1	18	0.27
Brandon Golder.	UTC	JR	11	3	14	0	14	0.27

PASSING AVG/GAME	Team	Cl	G	Att	Cmp	Int	Pct.	Yds	TD	Avg/G
1. Scott Riddle...	ELON	FR	11	508	346	13	68.1	3817	31	347.0
2. Renaldo Gray...	FUR	SR	11	243	152	8	62.6	1792	15	162.9
3. Antonio Miller.	UTC	SR	10	279	143	13	51.3	1564	13	156.4
4. Todd Spitzer...	WCU	SR	10	176	101	6	57.4	1369	10	136.9
5. Adam Hearn....	WCU	SO	11	195	101	7	51.8	1375	12	125.0
6. Jayson Foster..	GSU	SR	11	170	109	4	64.1	1203	6	109.4
7. Josh Collier...	WOF	SR	10	88	53	4	60.2	865	5	86.5
8. Jordan Sorrells	FUR	SO	9	82	55	5	67.1	553	2	61.4
9. Ben Widmyer....	WOF	JR	10	63	28	3	44.4	361	4	36.1

PASS EFFICIENCY	Team	Cl	G	Att	Cmp	Int	Pct.	Yds	TD	Eff.
1. Josh Collier...	WOF	SR	10	88	53	4	60.2	865	5	152.5
2. Scott Riddle...	ELON	FR	11	508	346	13	68.1	3817	31	146.2
3. Renaldo Gray...	FUR	SR	11	243	152	8	62.6	1792	15	138.3
4. Todd Spitzer...	WCU	SR	10	176	101	6	57.4	1369	10	134.7
5. Jayson Foster..	GSU	SR	11	170	109	4	64.1	1203	6	130.5
6. Adam Hearn....	WCU	SO	11	195	101	7	51.8	1375	12	124.2
7. Jordan Sorrells	FUR	SO	9	82	55	5	67.1	553	2	119.6
8. Antonio Miller.	UTC	SR	10	279	143	13	51.3	1564	13	104.4
9. Ben Widmyer....	WOF	JR	10	63	28	3	44.4	361	4	104.0

TOTAL OFFENSE	Team	Cl	G	Rush	Pass	Plays	Total	Yds/G
1. Scott Riddle...	ELON	FR	11	-79	3817	622	3738	339.8
2. Jayson Foster..	GSU	SR	11	1844	1203	431	3047	277.0
3. Renaldo Gray...	FUR	SR	11	497	1792	344	2289	208.1
4. Antonio Miller.	UTC	SR	10	119	1564	331	1683	168.3
5. Adam Hearn....	WCU	SO	11	237	1375	282	1612	146.5
6. Todd Spitzer...	WCU	SR	10	-32	1369	213	1337	133.7
7. Josh Collier...	WOF	SR	10	461	865	208	1326	132.6
8. Lamar Lewis....	GSU	SR	10	955	0	143	955	95.5
9. Tory Cooper....	CIT	SR	11	1041	0	240	1041	94.6
10. K. Richardson..	ASU	SR	11	1030	0	199	1030	93.6

PUNT RETURN AVG	Team	Cl	G	Ret	Yds	TD	Long	Avg
1. Jordan Hazard..	UTC	SO	11	18	231	1	88	12.8
2. Karlos Sullivan	ELON	SO	11	26	308	1	80	11.8
3. Andre Roberts..	CIT	SO	11	27	289	0	51	10.7
4. Dexter Jackson.	ASU	SR	11	26	210	0	22	8.1
5. Carlton Bailey.	WCU	SR	11	13	103	0	21	7.9
6. Jayson Foster..	GSU	SR	11	17	133	0	17	7.8
7. Jeremy Marshall	WOF	SO	11	12	46	0	19	3.8

RECEPTIONS/GAME	Team	Cl	G	Rec	Yds	TD	Long	Avg/C	Rec/G
1. Terrell Hudgins	ELON	SO	11	117	1474	18	57	12.6	10.64
2. Michael Mayers.	ELON	SR	11	90	1064	3	41	11.8	8.18
3. Andre Roberts..	CIT	SO	11	78	1060	10	68	13.6	7.09
4. Eddie Cohen....	WCU	SR	11	67	1208	9	82	18.0	6.09
5. Patrick Sprague	FUR	SR	11	59	883	6	61	15.0	5.36
6. Clint Woods....	UTC	SO	11	45	466	3	63	10.4	4.09
7. Bo Williamson..	ELON	JR	10	40	617	6	53	15.4	4.00
8. Hans Batichon..	ASU	SR	11	42	660	6	67	15.7	3.82
9. Blue Cooper....	UTC	SO	10	37	476	4	38	12.9	3.70
10. Raja Andrews...	GSU	JR	11	38	388	3	48	10.2	3.45

KICK RETURN AVG	Team	Cl	G	Ret	Yds	TD	Long	Avg
1. Michael Mayers.	ELON	SR	11	30	863	1	100	28.8
2. Sean Lees.....	WOF	FR	10	15	401	1	79	26.7
3. Mike Brown....	FUR	FR	11	19	492	1	76	25.9
4. S. LaFrance....	FUR	SO	11	27	670	0	46	24.8
5. Mike Malone....	WCU	SR	11	58	1383	1	71	23.8
6. CoCo Hillary...	ASU	FR	11	31	729	1	95	23.5
7. Tim Camp.....	GSU	JR	11	12	270	0	48	22.5
8. Raja Andrews....	GSU	JR	11	21	443	0	46	21.1
9. Tory Cooper....	CIT	SR	11	25	516	0	30	20.6
10. Brandon Golder.	UTC	JR	11	16	312	0	50	19.5

RECEIVE YDS/GAME	Team	Cl	G	Rec	Yds	TD	Long	Avg/C	Yds/G
1. Terrell Hudgins	ELON	SO	11	117	1474	18	57	12.6	134.0
2. Eddie Cohen....	WCU	SR	11	67	1208	9	82	18.0	109.8
3. Michael Mayers.	ELON	SR	11	90	1064	3	41	11.8	96.7
4. Andre Roberts..	CIT	SO	11	78	1060	10	68	13.6	96.4
5. Patrick Sprague	FUR	SR	11	59	883	6	61	15.0	80.3
6. Bo Williamson..	ELON	JR	10	40	617	6	53	15.4	61.7
7. Hans Batichon..	ASU	SR	11	42	660	6	67	15.7	60.0
8. Marquel Pittman	WCU	SO	10	29	476	5	42	16.4	47.6
Blue Cooper....	UTC	SO	10	37	476	4	38	12.9	47.6
10. Dexter Jackson.	ASU	SR	11	22	475	5	68	21.6	43.2

PUNTING	Team	Cl	G	Punts	Yds	Long	Avg
1. Brandon Lane...	ELON	JR	11	48	2060	59	42.9
2. Mark Kaspar....	CIT	JR	11	44	1799	72	40.9
3. Daniel Jordan..	GSU	SR	11	50	2012	62	40.2
4. Chris Tommie...	WOF	JR	11	35	1400	67	40.0
5. Stephen Brown..	WCU	SR	11	46	1834	62	39.9
6. Neil Young.....	ASU	JR	10	40	1540	58	38.5
7. Jonathan Wright	UTC	SR	11	52	1996	54	38.4
8. Trent Hawk.....	FUR	SO	11	30	1151	54	38.4

ALL PURPOSE	Team	Cl	G	Rush	Rcv	PR	KR	Yds	Avg/G
1. Mike Malone....	WCU	SR	11	563	197	0	1383	2143	194.8
2. Jayson Foster..	GSU	SR	11	1844	65	133	38	2080	189.1
3. Michael Mayers.	ELON	SR	11	32	1064	0	863	1959	178.1
4. Tory Cooper....	CIT	SR	11	1041	351	24	516	1932	175.6
5. Terrell Hudgins	ELON	SO	11	6	1474	0	0	1480	134.5
6. Andre Roberts..	CIT	SO	11	1	1060	289	0	1350	122.7
7. K. Richardson..	ASU	SR	11	1030	314	0	0	1344	122.2
8. Eddie Cohen....	WCU	SR	11	-6	1208	0	40	1242	112.9
9. Kevious Johnson	WOF	SR	11	1029	59	0	26	1114	101.3
10. Lamar Lewis....	GSU	SR	10	955	23	0	20	998	99.8

SCORING	Team	Cl	G	TD	XPT	FG	2XP	Pts	Pts/G
1. Jayson Foster..	GSU	SR	11	24	0	0	0	144	13.1
2. Tory Cooper....	CIT	SR	11	21	0	0	0	126	11.5
3. Terrell Hudgins	ELON	SO	11	18	0	0	2	110	10.0
4. Julian Rauch...	ASU	SR	11	0	56	15	0	101	9.2
5. Jesse Hartley..	GSU	JR	11	0	47	17	0	98	8.9
6. Mike Adams....	CIT	SR	11	0	56	12	0	92	8.4
Andrew Wilcox..	ELON	JR	11	0	50	14	0	92	8.4
8. K. Richardson..	ASU	SR	11	15	0	0	0	90	8.2
9. Scott Beckler..	FUR	SR	11	0	40	14	0	82	7.5
10. Jerome Felton..	FUR	SR	11	13	0	0	2	80	7.3

2007 Southern Individual Statistics Through games of Nov 20, 2007

SCORING (TDs)	Team	Cl	G	TD	Rush	Pass	Ret	PAT	Pts	Pts/G
1. Jayson Foster..	GSU	SR	11	24	24	0	0	0	144	13.1
2. Tory Cooper....	CIT	SR	11	21	19	2	0	0	126	11.5
3. Terrell Hudgins	ELON	SO	11	18	0	18	0	1	110	10.0
4. K. Richardson..	ASU	SR	11	15	12	3	0	0	90	8.2
5. Jerome Felton..	FUR	SR	11	13	12	1	0	1	80	7.3
6. Kevious Johnson	WOF	SR	11	11	8	3	0	0	66	6.0
7. Andre Roberts..	CIT	SO	11	10	0	10	0	0	60	5.5
8. Josh Collier...	WOF	SR	10	9	9	0	0	0	54	5.4
9. Eddie Cohen....	WCU	SR	11	9	0	9	0	0	54	4.9
Scott Riddle...	ELON	FR	11	9	9	0	0	0	54	4.9

FIELD GOALS	Team	Cl	G	FG	FGA	Pct.	FG/G
1. Jesse Hartley..	GSU	JR	11	17	24	70.8	1.55
2. Julian Rauch...	ASU	SR	11	15	19	78.9	1.36
3. Scott Beckler..	FUR	SR	11	14	22	63.6	1.27
Andrew Wilcox..	ELON	JR	11	14	24	58.3	1.27
5. Mike Adams.....	CIT	SR	11	12	20	60.0	1.09
6. J. Parsons.....	WCU	JR	11	10	16	62.5	0.91
7. Patrick Mugaan..	WOF	JR	11	7	9	77.8	0.64

SCORING (KICK)	Team	Cl	G	PATs	FGs	Pts	Pts/G
1. Julian Rauch...	ASU	SR	11	56-58	15-19	101	9.2
2. Jesse Hartley..	GSU	JR	11	47-47	17-24	98	8.9
3. Mike Adams.....	CIT	SR	11	56-56	12-20	92	8.4
Andrew Wilcox..	ELON	JR	11	50-50	14-24	92	8.4
5. Scott Beckler..	FUR	SR	11	40-42	14-22	82	7.5
6. Patrick Mugaan..	WOF	JR	11	54-56	7-9	75	6.8
7. J. Parsons.....	WCU	JR	11	33-34	10-16	63	5.7

FIELD GOAL PCT	Team	Cl	G	FG	FGA	Long	Pct.
1. Julian Rauch...	ASU	SR	11	15	19	49	78.9
2. Jesse Hartley..	GSU	JR	11	17	24	54	70.8
3. Scott Beckler..	FUR	SR	11	14	22	54	63.6
4. J. Parsons.....	WCU	JR	11	10	16	46	62.5
5. Mike Adams.....	CIT	SR	11	12	20	49	60.0
6. Andrew Wilcox..	ELON	JR	11	14	24	49	58.3

PAT KICKING PCT	Team	Cl	G	Made	Att	Pct.
1. Mike Adams.....	CIT	SR	11	56	56	100.0
Andrew Wilcox..	ELON	JR	11	50	50	100.0
Jesse Hartley..	GSU	JR	11	47	47	100.0
4. J. Parsons.....	WCU	JR	11	33	34	97.1
5. Julian Rauch...	ASU	SR	11	56	58	96.6
6. Patrick Mugaan..	WOF	JR	11	54	56	96.4
7. Scott Beckler..	FUR	SR	11	40	42	95.2

TACKLES (All positions)									
Player	Team	Cl	G	Pos	Solo	Ast	Total	Avg/G	Sack
1. Chris Camacho..	UTC	SR	11	DB	96	39	135	12.3	1.0
2. Q. Phillips....	WCU	JR	11	LB	63	64	127	11.5	0.5
3. Andrew Rowell..	CIT	SR	11	LB	53	49	102	9.3	0.5
4. Joshua Lawson..	CIT	SR	11	DB	61	35	96	8.7	2.0
5. Thomas Twitty..	FUR	JR	11		41	54	95	8.6	0.0
6. Chris Collins..	WCU	SO	11		50	44	94	8.5	0.0
7. Seth Goldwire..	WOF	JR	11	LB	48	42	90	8.2	1.0
8. Jacque Roman...	ASU	SO	11	LB	34	54	88	8.0	0.0
9. Chris Johnson..	UTC	SR	11	LB	46	38	84	7.6	4.0
10. Corey Lynch....	ASU	SR	11	DB	53	30	83	7.5	0.0
Brandon Wiggins	ELON	FR	11	LB	37	46	83	7.5	1.5
12. Andrew Jones...	FUR	SR	11	LB	38	42	80	7.3	3.0
Corey Weaver...	ELON	JR	11	LB	40	40	80	7.3	4.0
14. DJ Smith.....	ASU	FR	11	LB	27	52	79	7.2	0.5
15. Pierre Banks...	ASU	JR	11	LB	31	47	78	7.1	2.5
16. Walker White...	ELON	SO	11	DB	47	29	76	6.9	1.0
17. Jeff Phillips..	UTC	SR	11	DB	51	24	75	6.8	0.0
18. G. Tharrington.	ASU	SO	10	DL	34	34	68	6.8	4.0
Andrew Thacker.	FUR	SR	10	SS	45	23	68	6.8	0.0
20. T. Broughton...	CIT	SR	11	DE	35	37	72	6.5	5.5
21. Chris Covington	GSU	JR	11	DB	45	21	66	6.0	0.0
Joseph Thornton	UTC	SO	11		47	19	66	6.0	1.0
Michael Shaw...	WCU	JR	9		22	32	54	6.0	0.0
24. Quentin Taylor.	GSU	JR	10	LB	34	25	59	5.9	0.0
25. Chris Bland....	ELON	SR	11	DB	34	30	64	5.8	0.0
26. E.J. Webb.....	GSU	FR	10	LB	37	20	57	5.7	1.0
27. Austin Holmes..	FUR	SR	11	CB	40	22	62	5.6	0.0
28. Cameron McGlenn	ELON	SO	11	DB	39	21	60	5.5	1.0
29. B. Drumgoole...	WCU	JR	10	DE	28	26	54	5.4	1.0
30. Carlton Bailey.	WCU	SR	11	CB	38	21	59	5.4	0.0
31. Nolan Ward.....	ELON	SO	9	DB	31	16	47	5.2	1.0
32. Steven Mills...	UTC	SR	11		44	13	57	5.2	4.0
33. A. Williams....	ASU	SO	11	DL	19	37	56	5.1	4.5
34. Kevin McCaskill	CIT	JR	11	DL	26	29	55	5.0	2.0
Justin Brown...	FUR	SO	11	NG	20	35	55	5.0	3.0
36. Kevin Adleman..	WOF	SR	11		32	21	53	4.8	1.0
W. Middleton...	FUR	SR	11	CB	28	25	53	4.8	0.0
38. Dwight House...	CIT	JR	11	DB	36	16	52	4.7	0.0
39. Wallace Artis..	FUR	SR	11	DE	20	29	49	4.5	6.0
Tony Robertson.	ASU	SO	11	DL	24	25	49	4.5	5.5
Darrell Gray...	WCU	SO	11		34	15	49	4.5	0.0
Irvin Raglin...	ELON	SR	11	DB	35	14	49	4.5	0.0
43. Meko Watson....	WCU	SR	11	CB	35	13	48	4.4	0.0
44. Brian Ford.....	WOF	SR	10	DB	29	14	43	4.3	1.0
45. Mel Capers.....	CIT	FR	11	DB	26	20	46	4.2	2.0
46. Damon Suggs....	GSU	JR	10	DL	18	23	41	4.1	2.5
47. Justin Woazeah.	ASU	SR	11	DB	33	12	45	4.1	0.0
Gary Blount....	WOF	SO	11	LB	30	15	45	4.1	0.0
49. Gary Nelson....	FUR	SR	11	LB	22	22	44	4.0	0.0
Kendrick Lyles.	CIT	SR	11	DB	22	22	44	4.0	1.5

SACKS									
	Team	Cl	G	Pos	Solo	Ast	Yds	Total	Avg/G
1. Wallace Artis..	FUR	SR	11	DE	5	2	34	6.0	0.55
2. Tony Robertson.	ASU	SO	11	DL	4	3	36	5.5	0.50
T. Broughton...	CIT	SR	11	DE	5	1	32	5.5	0.50
4. Charles Profit.	UTC	SR	11	DL	4	1	32	4.5	0.41
A. Williams....	ASU	SO	11	DL	4	1	26	4.5	0.41
Jeff Bradley...	WCU	JR	11	DL	3	3	16	4.5	0.41
7. Chris Johnson..	UTC	SR	11	LB	3	2	38	4.0	0.36
Steven Mills...	UTC	SR	11		4	0	33	4.0	0.36
Larry Beard....	GSU	JR	11	DL	3	2	29	4.0	0.36
10. G. Tharrington.	ASU	SO	10	DL	4	0	22	4.0	0.40

TACKLES FOR LOSS									
	Team	Cl	G	Pos	Solo	Ast	Yds	Total	Avg/G
1. Joseph Thornton	UTC	SO	11		17	1	55	17.5	1.59
2. G. Tharrington.	ASU	SO	10	DL	12	7	46	15.5	1.55
3. T. Broughton...	CIT	SR	11	DE	11	8	52	15.0	1.36
Jeff Bradley...	WCU	JR	11	DL	12	6	58	15.0	1.36
5. Tony Robertson.	ASU	SO	11	DL	7	12	53	13.0	1.18
6. Andrew Rowell..	CIT	SR	11	LB	9	7	35	12.5	1.14
7. Steven Mills...	UTC	SR	11		10	2	48	11.0	1.00
8. Corey Weaver...	ELON	JR	11	LB	6	9	26	10.5	0.95
9. Andrew Jones...	FUR	SR	11	LB	7	6	28	10.0	0.91
10. Wallace Artis..	FUR	SR	11	DE	8	3	40	9.5	0.86

FUMBLES FORCED					
	Team	Cl	G	Num	Avg/G
1. Chris Camacho..	UTC	SR	11	5	0.45
2. Joseph Thornton	UTC	SO	11	3	0.27
3. Damon Suggs....	GSU	JR	10	2	0.20
4. Andrew Jones...	FUR	SR	11	2	0.18
Chris Covington	GSU	JR	11	2	0.18
Joshua Lawson..	CIT	SR	11	2	0.18
Chris Johnson..	UTC	SR	11	2	0.18
Andrew Rowell..	CIT	SR	11	2	0.18
Corey Weaver...	ELON	JR	11	2	0.18
Reggie Rice....	CIT	FR	11	2	0.18

FUMBLES RCVD					
	Team	Cl	G	Num	Avg/G
1. Larry Beard....	GSU	JR	11	3	0.27
2. Tim Happer....	ELON	JR	10	2	0.20
3. Pierre Banks...	ASU	JR	11	2	0.18
Branden Daniel.	GSU	JR	11	2	0.18
Joshua Lawson..	CIT	SR	11	2	0.18
Carver Wright..	CIT	SO	11	2	0.18
B. Campbell....	ELON	JR	11	2	0.18
Brandon Wiggins	ELON	FR	11	2	0.18
Joseph Thornton	UTC	SO	11	2	0.18
Jeff Phillips..	UTC	SR	11	2	0.18

PASSES DEFENDED							
	Team	Cl	G	Brup	Int	Total	Avg/G
1. Justin Woazeah.	ASU	SR	11	14	1	15	1.36
Brian Kemp.....	WOF	SR	11	12	3	15	1.36
3. Brandon Jackson	GSU	JR	11	11	0	11	1.00
Ryan Jones.....	CIT	SO	11	8	3	11	1.00
Brian Ford.....	WOF	SR	10	8	2	10	1.00
6. Corey Lynch....	ASU	SR	11	6	4	10	0.91
Irvin Raglin...	ELON	SR	11	9	1	10	0.91
8. Titus Howard...	ASU	SR	10	7	2	9	0.90
9. DJ Smith.....	ASU	FR	11	7	2	9	0.82
W. Middleton...	FUR	SR	11	6	3	9	0.82

SCORING OFFENSE	G	TD	XP	2XP	DXP	FG	Saf	Pts	Avg
1. Appalachian State...	11	61	58	1	0	15	0	471	42.8
2. The Citadel.....	11	57	56	0	0	12	0	434	39.5
3. Wofford.....	11	56	54	0	0	7	0	411	37.4
4. Georgia Southern....	11	50	47	2	0	17	0	402	36.5
5. Elon.....	11	51	50	1	0	14	0	400	36.4
6. Furman.....	11	44	40	1	0	14	0	348	31.6
7. Western Carolina....	11	37	33	0	0	10	0	285	25.9
8. Chattanooga.....	11	31	27	0	0	12	3	255	23.2

RUSHING OFFENSE	G	Att	Yds	Avg	TD	Yds/G
1. Georgia Southern....	11	613	3589	5.9	38	326.3
2. Wofford.....	11	652	3497	5.4	41	317.9
3. Appalachian State...	11	551	3006	5.5	37	273.3
4. Furman.....	11	473	2141	4.5	25	194.6
5. The Citadel.....	11	489	2110	4.3	30	191.8
6. Chattanooga.....	11	399	1682	4.2	10	152.9
7. Western Carolina....	11	372	1054	2.8	13	95.8
8. Elon.....	11	324	710	2.2	15	64.5

SCORING DEFENSE	G	TD	XP	2XP	DXP	FG	Saf	Pts	Avg
1. Wofford.....	11	37	34	0	0	8	0	280	25.5
2. Appalachian State...	11	36	32	2	0	10	0	282	25.6
3. The Citadel.....	11	41	39	1	0	7	1	310	28.2
4. Elon.....	11	44	40	0	0	10	0	334	30.4
5. Georgia Southern....	11	45	43	1	0	11	0	348	31.6
6. Furman.....	11	44	39	1	0	15	0	350	31.8
7. Chattanooga.....	11	46	43	1	0	16	0	369	33.5
8. Western Carolina....	11	65	59	1	0	17	1	504	45.8

RUSHING DEFENSE	G	Rushes	Yards	Avg.	TD	Yds/G
1. Furman.....	11	433	1485	3.4	22	135.0
2. Wofford.....	11	381	1644	4.3	17	149.5
3. The Citadel.....	11	433	1901	4.4	22	172.8
4. Georgia Southern....	11	446	1937	4.3	22	176.1
5. Elon.....	11	496	2072	4.2	27	188.4
6. Appalachian State...	11	461	2112	4.6	21	192.0
7. Chattanooga.....	11	544	2319	4.3	29	210.8
8. Western Carolina....	11	514	2696	5.2	43	245.1

PASS OFFENSE	G	Att	Cmp	Int	Pct.	Yds	Avg	TD	Yds/G
1. Elon.....	11	515	350	13	68.0	3927	7.6	32	357.0
2. Western Carolina....	11	373	202	13	54.2	2744	7.4	22	249.5
3. The Citadel.....	11	329	216	6	65.7	2703	8.2	22	245.7
4. Furman.....	11	328	207	13	63.1	2345	7.1	17	213.2
5. Appalachian State...	11	262	168	10	64.1	2287	8.7	18	207.9
6. Chattanooga.....	11	328	164	18	50.0	1896	5.8	18	172.4
7. Georgia Southern....	11	202	126	4	62.4	1430	7.1	8	130.0
8. Wofford.....	11	160	87	9	54.4	1368	8.6	12	124.4

TOTAL OFFENSE	G	Rush	Pass	Plays	Yards	Avg/P	TD	Yds/G
1. Appalachian State...	11	3006	2287	813	5293	6.5	55	481.2
2. Georgia Southern....	11	3589	1430	815	5019	6.2	46	456.3
3. Wofford.....	11	3497	1368	812	4865	6.0	53	442.3
4. The Citadel.....	11	2110	2703	818	4813	5.9	52	437.5
5. Elon.....	11	710	3927	839	4637	5.5	47	421.5
6. Furman.....	11	2141	2345	801	4486	5.6	42	407.8
7. Western Carolina....	11	1054	2744	745	3798	5.1	35	345.3
8. Chattanooga.....	11	1682	1896	727	3578	4.9	28	325.3

PASS DEFENSE	G	Att	Cmp	Int	Pct.	Yds	Avg	TD	Yds/G
1. Appalachian State...	11	322	175	13	54.3	1948	6.0	13	177.1
2. Chattanooga.....	11	277	174	12	62.8	2007	7.2	12	182.5
3. The Citadel.....	11	311	164	11	52.7	2020	6.5	16	183.6
4. Western Carolina....	11	285	191	2	67.0	2379	8.3	19	216.3
5. Elon.....	11	335	183	9	54.6	2406	7.2	16	218.7
6. Wofford.....	11	404	249	19	61.6	2500	6.2	17	227.3
7. Georgia Southern....	11	346	183	11	52.9	2514	7.3	21	228.5
8. Furman.....	11	320	206	12	64.4	2901	9.1	20	263.7

TOTAL DEFENSE	G	Rush	Pass	Plys	Yards	Avg	TD	Yds/G
1. The Citadel.....	11	1901	2020	744	3921	5.3	38	356.5
2. Appalachian State...	11	2112	1948	783	4060	5.2	34	369.1
3. Wofford.....	11	1644	2500	785	4144	5.3	34	376.7
4. Chattanooga.....	11	2319	2007	821	4326	5.3	41	393.3
5. Furman.....	11	1485	2901	753	4386	5.8	42	398.7
6. Georgia Southern....	11	1937	2514	792	4451	5.6	43	404.6
7. Elon.....	11	2072	2406	831	4478	5.4	43	407.1
8. Western Carolina....	11	2696	2379	799	5075	6.4	62	461.4

KICKOFF RETURNS	G	Ret	Yds	TD	Avg
1. Furman.....	11	52	1276	1	24.5
2. Wofford.....	11	47	1070	2	22.8
3. Western Carolina....	11	84	1817	1	21.6
4. Elon.....	11	55	1181	1	21.5
5. Appalachian State...	11	47	992	1	21.1
6. Georgia Southern....	11	49	995	0	20.3
7. The Citadel.....	11	49	980	0	20.0
8. Chattanooga.....	11	62	1141	0	18.4

PUNT RETURN AVG	G	Ret	Yds	TD	Avg
1. Furman.....	11	20	250	1	12.5
2. Chattanooga.....	11	19	236	1	12.4
3. Elon.....	11	28	334	2	11.9
4. Georgia Southern....	11	22	260	1	11.8
5. The Citadel.....	11	37	364	1	9.8
6. Appalachian State...	11	33	319	0	9.7
7. Western Carolina....	11	15	130	1	8.7
8. Wofford.....	11	15	63	1	4.2

PUNTING	G	No.	Yards	Avg/P	PR	Avg	TB	Net/P
1. Appalachian State...	11	41	1570	38.3	63	1.5	4	34.8
2. Georgia Southern....	11	51	2012	39.5	187	3.7	3	34.6
3. Elon.....	11	52	2131	41.0	183	3.5	8	34.4
4. Wofford.....	11	49	1879	38.3	100	2.0	5	34.3
5. Furman.....	11	30	1151	38.4	160	5.3	0	33.0
6. The Citadel.....	11	45	1799	40.0	233	5.2	4	33.0
7. Western Carolina....	11	49	1879	38.3	282	5.8	0	32.6
8. Chattanooga.....	11	65	2315	35.6	269	4.1	2	30.9

PASS EFFICIENCY	G	Att	Cmp	Pct	Int	Yds	TD	Effic
1. The Citadel.....	11	329	216	.657	6	2703	22	153.1
2. Appalachian State...	11	262	168	.641	10	2287	18	152.5
3. Elon.....	11	515	350	.680	13	3927	32	147.5
4. Wofford.....	11	160	87	.544	9	1368	12	139.7
5. Furman.....	11	328	207	.631	13	2345	17	132.3
6. Georgia Southern....	11	202	126	.624	4	1430	8	131.0
7. Western Carolina....	11	373	202	.542	13	2744	22	128.4
8. Chattanooga.....	11	328	164	.500	18	1896	18	105.7

TURNOVER MARGIN	--Gained-- --Lost--								
	G	Fum	Int	Tot	Fum	Int	Tot	Mar	Per/G
1. Georgia Southern....	11	13	11	24	8	4	12	+12	1.09
2. The Citadel.....	11	9	11	20	6	6	12	+8	0.73
3. Wofford.....	11	7	19	26	12	9	21	+5	0.45
4. Elon.....	11	13	9	22	5	13	18	+4	0.36
5. Appalachian State...	11	7	13	20	9	10	19	+1	0.09
6. Chattanooga.....	11	13	12	25	7	18	25	+0	0.00
7. Furman.....	11	8	12	20	14	13	27	-7	-0.64
8. Western Carolina....	11	7	2	9	14	13	27	-18	-1.64

PASS DEF EFFICIENCY	G	Att	Cmp	Int	Pct.	Yds	TD	Effic
1. Appalachian State...	11	322	175	13	54.3	1948	13	110.4
2. The Citadel.....	11	311	164	11	52.7	2020	16	117.2
3. Wofford.....	11	404	249	19	61.6	2500	17	118.1
4. Elon.....	11	335	183	9	54.6	2406	16	125.3
5. Georgia Southern....	11	346	183	11	52.9	2514	21	127.6
6. Chattanooga.....	11	277	174	12	62.8	2007	12	129.3
7. Furman.....	11	320	206	12	64.4	2901	20	153.7
8. Western Carolina....	11	285	191	2	67.0	2379	19	157.7

FIRST DOWNS	G	Rush	Pass	Pen	Total
1. The Citadel.....	11	122	126	17	265
2. Elon.....	11	63	176	19	258
3. Appalachian State... Furman.....	11	146	95	12	253
4. Wofford.....	11	181	58	13	252
5. Georgia Southern....	11	161	64	8	233
6. Western Carolina....	11	83	108	15	206
8. Chattanooga.....	11	74	89	20	183

3RD-DN CONVERSIONS	G	Conv	Att	Pct
1. Elon.....	11	82	175	46.9
2. The Citadel.....	11	70	151	46.4
3. Furman.....	11	68	147	46.3
4. Appalachian State... Western Carolina....	11	64	151	42.4
5. Wofford.....	11	61	152	40.1
6. Georgia Southern....	11	64	168	38.1
8. Chattanooga.....	11	39	144	27.1

OPPONENT 1ST DOWNS	G	Rush	Pass	Pen	Total
1. The Citadel.....	11	97	86	15	198
2. Wofford.....	11	94	111	9	214
3. Appalachian State... Georgia Southern....	11	114	90	18	222
4. Elon.....	11	112	101	16	229
5. Furman.....	11	111	103	17	231
6. Chattanooga.....	11	86	123	25	234
7. Western Carolina....	11	142	85	11	238
8. Chattanooga.....	11	140	114	15	269

OPP 3RD-DN CONVERT	G	Conv	Att	Pct
1. Appalachian State... The Citadel.....	11	54	157	34.4
2. The Citadel.....	11	54	153	35.3
3. Furman.....	11	56	140	40.0
4. Western Carolina.... Georgia Southern....	11	56	139	40.3
5. Wofford.....	11	67	166	40.4
6. Elon.....	11	65	160	40.6
7. Chattanooga.....	11	78	179	43.6
8. Chattanooga.....	11	77	172	44.8

SACKS BY	G	Sacks	Yards
1. Furman.....	11	29	229
2. Chattanooga.....	11	25	183
3. Appalachian State... The Citadel.....	11	23	151
4. Elon.....	11	20	157
5. Georgia Southern.... Wofford.....	11	19	151
6. Chattanooga.....	11	15	81
7. Western Carolina.... Chattanooga.....	11	15	123

SACKS AGAINST	G	Sacks	Yards
1. Furman.....	11	11	82
2. Wofford.....	11	13	120
3. Georgia Southern.... Chattanooga.....	11	14	84
4. Appalachian State... The Citadel.....	11	16	99
5. Wofford.....	11	20	128
6. Western Carolina.... Elon.....	11	24	214
7. Chattanooga.....	11	41	283

PENALTIES	G	No	Yds	Avg/G
1. Chattanooga.....	11	41	382	34.7
2. The Citadel.....	11	58	502	45.6
3. Western Carolina.... Wofford.....	11	67	559	50.8
4. Appalachian State... Georgia Southern....	11	72	592	53.8
5. Furman.....	11	72	618	56.2
6. Chattanooga.....	11	68	630	57.3
8. Elon.....	11	75	645	58.6

FIELD GOALS	G	Made	Att	Pct
1. Appalachian State... Wofford.....	11	15	19	.789
2. Chattanooga.....	11	7	9	.778
3. Chattanooga.....	11	12	16	.750
4. Georgia Southern.... Furman.....	11	17	24	.708
5. Furman.....	11	14	22	.636
6. Western Carolina.... The Citadel.....	11	10	16	.625
7. The Citadel.....	11	12	20	.600
8. Elon.....	11	14	24	.583

OPPONENT PENALTIES	G	No	Yds	Avg/G
1. Elon.....	11	72	639	58.1
2. Western Carolina.... Furman.....	11	69	598	54.4
3. Furman.....	11	70	577	52.5
4. The Citadel..... Chattanooga.....	11	65	552	50.2
5. Chattanooga..... Appalachian State... Wofford.....	11	61	543	49.4
6. Wofford.....	11	71	543	49.4
7. Wofford.....	11	51	468	42.5
8. Georgia Southern....	11	58	465	42.3

PAT KICKING	G	Made	Att	Pct
1. The Citadel..... Elon..... Georgia Southern....	11	56	56	1.000
2. The Citadel.....	11	50	50	1.000
3. Georgia Southern.... Western Carolina....	11	47	47	1.000
4. Western Carolina.... Appalachian State... Wofford.....	11	33	34	.971
5. Appalachian State... Wofford.....	11	58	60	.967
6. Wofford.....	11	54	56	.964
7. Furman.....	11	40	42	.952
8. Chattanooga.....	11	27	29	.931

4TH-DN CONVERSIONS	G	Conv	Att	Pct
1. Georgia Southern....	11	20	24	83.3
2. Elon.....	11	7	10	70.0
3. Wofford.....	11	15	23	65.2
4. Western Carolina.... Furman.....	11	9	16	56.2
5. Furman.....	11	12	22	54.5
6. The Citadel..... Appalachian State... Chattanooga.....	11	9	17	52.9
7. Appalachian State... Chattanooga.....	11	10	19	52.6
8. Chattanooga.....	11	9	19	47.4

TIME OF POSSESSION	G	Total Time	Avg/G
1. Georgia Southern....	11	351:58	31:59
2. The Citadel.....	11	350:12	31:50
3. Furman.....	11	346:12	31:28
4. Wofford.....	11	344:53	31:21
5. Appalachian State... Western Carolina....	11	325:53	29:37
6. Western Carolina.... Elon.....	11	322:24	29:18
7. Elon.....	11	318:31	28:57
8. Chattanooga.....	11	311:56	28:21

OPP 4TH-DN CONVERT	G	Conv	Att	Pct
1. Appalachian State... The Citadel.....	11	8	19	42.1
2. The Citadel.....	11	9	17	52.9
3. Elon..... Chattanooga.....	11	12	21	57.1
4. Wofford..... Furman.....	11	12	20	60.0
5. Furman.....	11	12	20	60.0
6. Georgia Southern.... Western Carolina....	11	15	20	75.0
7. Western Carolina....	11	16	21	76.2

KICKOFF COVERAGE	G	No.	Yards	Avg	Retn	TB	NetAvg
1. Appalachian State... Georgia Southern....	11	87	5642	64.9	1477	17	44.0
2. Georgia Southern.... Wofford.....	11	70	4419	63.1	1252	7	43.2
3. Wofford.....	11	72	4399	61.1	1239	12	40.6
4. Elon.....	11	70	4199	60.0	1253	6	40.4
5. The Citadel..... Furman.....	11	79	4646	58.8	1329	10	39.5
6. Furman.....	11	63	3726	59.1	1283	3	37.8
7. Chattanooga.....	11	50	2888	57.8	984	4	36.5
8. Western Carolina....	11	57	2895	50.8	869	0	35.5

RED ZONE OFFENSE		G	RedZone	Percent	TDs	R/P	FG-AT	Fumb/Int/Downs/Other
1. Wofford.....	11	49-54	90.7	42	35/7	7-7	1/ 1/ 2/ 1	
2. Appalachian State...	11	51-57	89.5	39	31/8	12-12	0/ 2/ 2/ 2	
3. Georgia Southern....	11	40-46	87.0	27	22/5	13-15	2/ 0/ 1/ 1	
4. Chattanooga.....	11	28-33	84.8	18	8/10	10-11	1/ 2/ 1/ 0	
5. The Citadel.....	11	48-59	81.4	39	26/13	9-16	1/ 1/ 1/ 1	
6. Western Carolina....	11	31-39	79.5	24	12/12	7-11	0/ 0/ 3/ 1	
7. Elon.....	11	42-53	79.2	31	15/16	11-14	1/ 4/ 1/ 2	
8. Furman.....	11	45-58	77.6	34	21/13	11-14	2/ 2/ 4/ 2	

RED ZONE DEFENSE		G	RedZone	Percent	TDs	R/P	FG-AT	Fumb/Int/Downs/Other
1. The Citadel.....	11	31-42	73.8	24	15/9	7-11	2/ 1/ 2/ 2	
2. Wofford.....	11	28-35	80.0	23	15/8	5-8	1/ 0/ 3/ 0	
3. Appalachian State...	11	34-41	82.9	25	17/8	9-14	1/ 0/ 1/ 0	
4. Furman.....	11	44-53	83.0	32	20/12	12-16	1/ 2/ 2/ 0	
Chattanooga.....	11	44-53	83.0	30	23/7	14-18	0/ 2/ 2/ 1	
6. Western Carolina....	11	60-67	89.6	44	34/10	16-17	1/ 1/ 2/ 2	
7. Georgia Southern....	11	39-43	90.7	31	19/12	8-9	0/ 1/ 1/ 1	
8. Elon.....	11	40-43	93.0	33	23/10	7-7	1/ 0/ 1/ 1	

2007 Southern
Conference Individual Game Highs
Through games of Nov 20, 2007

INDIVIDUAL PLAYER GAME HIGHS

Points scored.....	36	Jayson Foster (Georgia Southern) at Coastal Carolina (Sep 15, 2007)
	24	Terrell Hudgins (Elon) vs LIBERTY (Sep 22, 2007)
	24	Tory Cooper (The Citadel) at Chattanooga (9/28/07)
	24	K. Richardson (Appalachian State) vs GARDNER-WEBB (Oct 06, 2007)
	24	Jerome Felton (Furman) vs ELON (Nov 03, 2007)
	24	Armanti Edwards (Appalachian State) vs CHATTANOOGA (Nov 17, 2007)
Touchdowns.....	6	Jayson Foster (Georgia Southern) at Coastal Carolina (Sep 15, 2007)
	4	Terrell Hudgins (Elon) vs LIBERTY (Sep 22, 2007)
	4	Tory Cooper (The Citadel) at Chattanooga (9/28/07)
	4	K. Richardson (Appalachian State) vs GARDNER-WEBB (Oct 06, 2007)
	4	Jerome Felton (Furman) vs ELON (Nov 03, 2007)
	4	Armanti Edwards (Appalachian State) vs CHATTANOOGA (Nov 17, 2007)
TD responsibility.....	6	Scott Riddle (Elon) vs LIBERTY (Sep 22, 2007) [2r,4p]
	6	Jayson Foster (Georgia Southern) at Coastal Carolina (Sep 15, 2007) [6r,0p]
	6	Scott Riddle (Elon) at Furman (Nov 03, 2007) [3r,3p]
Points scored kicking....	18	Andrew Wilcox (Elon) vs GEORGIA SOUTHERN (Oct 13, 2007) [5fg,3pat]
	16	Mike Adams (The Citadel) vs WEBBER INTERNATIONAL (Sep 08, 2007) [2fg,10pat]
Total offense yards.....	516	Scott Riddle (Elon) at Furman (Nov 03, 2007) [-18r,534p]
	486	Duran Lawson (The Citadel) vs FURMAN (Oct 13, 2007) [100r,386p]
Total offense plays.....	67	Scott Riddle (Elon) vs GEORGIA SOUTHERN (Oct 13, 2007) [19r,48p]
	66	Scott Riddle (Elon) at USF (Sep 01, 2007) [12r,54p]
Total offense yards/play.	22.5	Blue Cooper (Chattanooga) vs WESTERN CAROLINA (Oct 13, 2007) [2-45]
	20.2	Jeremy Marshall (Wofford) at Western Carolina (Oct 25, 2007) [4-81]
Rushing yards.....	291	Armanti Edwards (Appalachian State) at The Citadel (Nov 03, 2007)
	279	Jayson Foster (Georgia Southern) at Wofford (Nov 03, 2007)
Rushing attempts.....	30	Jayson Foster (Georgia Southern) at Elon (Oct 13, 2007)
	29	Erroll Wynn (Chattanooga) at Jacksonville State (Sep 08, 2007)
	29	Tory Cooper (The Citadel) vs FURMAN (Oct 13, 2007)
	29	Armanti Edwards (Appalachian State) vs GEORGIA SOUTHERN (Oct 20, 2007)
Yards per rush.....	21.0	Jayson Foster (Georgia Southern) vs WEST GEORGIA (Sep 08, 2007) [11-231]
	20.8	Jeremy Marshall (Wofford) vs GEORGETOWN (KY.) (Sep 01, 2007) [4-83]
Rushing TDs.....	6	Jayson Foster (Georgia Southern) at Coastal Carolina (Sep 15, 2007)
	4	Tory Cooper (The Citadel) at Chattanooga (9/28/07)
	4	K. Richardson (Appalachian State) vs GARDNER-WEBB (Oct 06, 2007)
	4	Jerome Felton (Furman) vs ELON (Nov 03, 2007)
	4	Armanti Edwards (Appalachian State) vs CHATTANOOGA (Nov 17, 2007)
Longest rush.....	82	Jayson Foster (Georgia Southern) at Wofford (Nov 03, 2007)
	80	Jayson Foster (Georgia Southern) vs THE CITADEL (Oct 27, 2007)
	80	Armanti Edwards (Appalachian State) at The Citadel (Nov 03, 2007)
Passing yards.....	534	Scott Riddle (Elon) at Furman (Nov 03, 2007)
	386	Duran Lawson (The Citadel) vs FURMAN (Oct 13, 2007)
Passing attempts.....	54	Scott Riddle (Elon) at USF (Sep 01, 2007)
	53	Scott Riddle (Elon) at The Citadel (Nov 10, 2007)
Passing TDs.....	4	Renaldo Gray (Furman) vs PRESBYTERIAN (Sep 01, 2007)
	4	Trey Elder (Appalachian State) vs LENIOR-RHYNE (Sep 08, 2007)
	4	Duran Lawson (The Citadel) at Wisconsin (Sep 15, 2007)
	4	Scott Riddle (Elon) vs LIBERTY (Sep 22, 2007)
	4	Scott Riddle (Elon) at Western Carolina (Oct 06, 2007)
Longest pass.....	82	Todd Spitzer (Western Carolina) at Appalachian State (Nov 10, 2007)
	81	Jayson Foster (Georgia Southern) vs WEST GEORGIA (Sep 08, 2007)
Passes completed.....	41	Scott Riddle (Elon) at Wofford (Oct 20, 2007)
	38	Scott Riddle (Elon) at Furman (Nov 03, 2007)
Had intercepted.....	4	Tony Pastore (Chattanooga) at Jacksonville State (Sep 08, 2007)
	3	Todd Spitzer (Western Carolina) at Eastern Kentucky (Sep 08, 2007)
	3	Scott Riddle (Elon) at Furman (Nov 03, 2007)
	3	Adam Hearn (Western Carolina) at Appalachian State (Nov 10, 2007)
	3	Antonio Miller (Chattanooga) vs WOFFORD (Nov 10, 2007)
Pass completion pct.....	100.0	Jayson Foster (Georgia Southern) vs WESTERN CAROLINA (Sep 29, 2007) [10-10]
	100.0	Blue Cooper (Chattanooga) vs WESTERN CAROLINA (Oct 13, 2007) [2-2]
	100.0	Jayson Foster (Georgia Southern) at Appalachian State (Oct 20, 2007) [3-3]
	100.0	Jordan Sorrells (Furman) vs ELON (Nov 03, 2007) [4-4]
Pass yards/attempt.....	22.5	Blue Cooper (Chattanooga) vs WESTERN CAROLINA (Oct 13, 2007) [2-45]
	19.5	Donny Kirby (Elon) vs WEST VA. WESLEYAN (Sep 08, 2007) [2-39]

Pass yards/catch.....	22.5	Blue Cooper (Chattanooga) vs WESTERN CAROLINA (Oct 13, 2007) [2-45]
	39.0	Donny Kirby (Elon) vs WEST VA. WESLEYAN (Sep 08, 2007) [1-39]
Receiving yards.....	238	Patrick Sprague (Furman) at The Citadel (Oct 13, 2007)
	219	Terrell Hudgins (Elon) vs LIBERTY (Sep 22, 2007)
Receptions.....	16	Terrell Hudgins (Elon) vs LIBERTY (Sep 22, 2007)
	16	Terrell Hudgins (Elon) at Furman (Nov 03, 2007)
Yards per catch.....	38.5	Dexter Jackson (Appalachian State) vs LENIOR-RHYNE (Sep 08, 2007) [2-77]
	34.5	T. Washington (Appalachian State) vs LENIOR-RHYNE (Sep 08, 2007) [2-69]
Receiving TDs.....	4	Terrell Hudgins (Elon) vs LIBERTY (Sep 22, 2007)
	3	Andre Roberts (The Citadel) vs WEBBER INTERNATIONAL (Sep 08, 2007)
	3	Eddie Cohen (Western Carolina) at Georgia Southern (Sep 29, 2007)
	3	Patrick Sprague (Furman) at The Citadel (Oct 13, 2007)
	3	Terrell Hudgins (Elon) at The Citadel (Nov 10, 2007)
Longest reception.....	82	Eddie Cohen (Western Carolina) at Appalachian State (Nov 10, 2007)
	81	M. McIntosh (Georgia Southern) vs WEST GEORGIA (Sep 08, 2007)
Field goal attempts.....	6	Jesse Hartley (Georgia Southern) at Elon (Oct 13, 2007)
	5	Andrew Wilcox (Elon) vs GEORGIA SOUTHERN (Oct 13, 2007)
Field goals made.....	5	Andrew Wilcox (Elon) vs GEORGIA SOUTHERN (Oct 13, 2007)
	4	Craig Camay (Chattanooga) at Jacksonville State (Sep 08, 2007)
	4	Jesse Hartley (Georgia Southern) at Elon (Oct 13, 2007)
Longest field goal.....	54	Scott Beckler (Furman) vs PRESBYTERIAN (Sep 01, 2007)
	54	Jesse Hartley (Georgia Southern) vs SOUTH DAKOTA STATE (Oct 06, 2007)
Field goal pct.....	100.0	Andrew Wilcox (Elon) vs GEORGIA SOUTHERN (Oct 13, 2007) [5-5]
	100.0	Craig Camay (Chattanooga) at Jacksonville State (Sep 08, 2007) [4-4]
	100.0	J. Parsons (Western Carolina) at Georgia (Sep 15, 2007) [3-3]
	100.0	Jesse Hartley (Georgia Southern) vs WESTERN CAROLINA (Sep 29, 2007) [3-3]
	100.0	Mike Adams (The Citadel) at Western Carolina (Oct 20, 2007) [3-3]
	100.0	J. Parsons (Western Carolina) at Alabama (Sep 1, 2007) [2-2]
	100.0	Julian Rauch (Appalachian State) vs LENIOR-RHYNE (Sep 08, 2007) [2-2]
	100.0	Julian Rauch (Appalachian State) vs NORTHERN ARIZONA (Sep 15, 2007) [2-2]
	100.0	Mike Adams (The Citadel) at Chattanooga (9/28/07) [2-2]
	100.0	Scott Beckler (Furman) vs COASTAL CAROLINA (Oct 05, 2007) [2-2]
	100.0	Jesse Hartley (Georgia Southern) vs SOUTH DAKOTA STATE (Oct 06, 2007) [2-2]
	100.0	Julian Rauch (Appalachian State) vs GEORGIA SOUTHERN (Oct 20, 2007) [2-2]
	100.0	Patrick Mугan (Wofford) at Western Carolina (Oct 25, 2007) [2-2]
	100.0	Scott Beckler (Furman) vs APPALACHIAN STATE (Oct 26, 2007) [2-2]
	100.0	Jesse Hartley (Georgia Southern) vs THE CITADEL (Oct 27, 2007) [2-2]
	100.0	Jesse Hartley (Georgia Southern) at Colorado State (Nov 17, 2007) [2-2]
PAT kicks attempted.....	10	Mike Adams (The Citadel) vs WEBBER INTERNATIONAL (Sep 08, 2007)
	10	Mike Adams (The Citadel) at VMI (Nov 17, 2007)
PAT kicks made.....	10	Mike Adams (The Citadel) vs WEBBER INTERNATIONAL (Sep 08, 2007)
	10	Mike Adams (The Citadel) at VMI (Nov 17, 2007)
PAT kicks pct.....	100.0	Mike Adams (The Citadel) vs WEBBER INTERNATIONAL (Sep 08, 2007) [10-10]
	100.0	Mike Adams (The Citadel) at VMI (Nov 17, 2007) [10-10]
	100.0	Andrew Wilcox (Elon) vs WEST VA. WESLEYAN (Sep 08, 2007) [8-8]
	100.0	Patrick Mугan (Wofford) vs CHARLESTON SOUTHERN (Sep 08, 2007) [7-7]
	100.0	Julian Rauch (Appalachian State) at Elon (Sep 29, 2007) [7-7]
	100.0	Patrick Mугan (Wofford) vs GARDNER-WEBB (Oct 13, 2007) [7-7]
	100.0	Andrew Wilcox (Elon) at Furman (Nov 03, 2007) [7-7]
	100.0	Scott Beckler (Furman) vs ELON (Nov 03, 2007) [7-7]
	100.0	Scott Beckler (Furman) at Western Carolina (Nov 17, 2007) [7-7]
	100.0	Julian Rauch (Appalachian State) vs LENIOR-RHYNE (Sep 08, 2007) [6-6]
	100.0	Patrick Mугan (Wofford) vs APPALACHIAN STATE (Sep 22, 2007) [6-6]
	100.0	Andrew Wilcox (Elon) vs LIBERTY (Sep 22, 2007) [6-6]
	100.0	Jesse Hartley (Georgia Southern) vs WEST GEORGIA (Sep 08, 2007) [6-6]
	100.0	Jesse Hartley (Georgia Southern) at Coastal Carolina (Sep 15, 2007) [6-6]
	100.0	Craig Camay (Chattanooga) at Georgia Southern (Sep 22, 2007) [6-6]
	100.0	Patrick Mугan (Wofford) at Furman (Sep 29, 2007) [6-6]
	100.0	Julian Rauch (Appalachian State) vs GARDNER-WEBB (Oct 06, 2007) [6-6]
	100.0	Mike Adams (The Citadel) vs FURMAN (Oct 13, 2007) [6-6]
	100.0	Julian Rauch (Appalachian State) at The Citadel (Nov 03, 2007) [6-6]
	100.0	Mike Adams (The Citadel) vs ELON (Nov 10, 2007) [6-6]
	100.0	Patrick Mугan (Wofford) at Chattanooga (Nov 10, 2007) [6-6]
	100.0	Mike Adams (The Citadel) vs CHARLESTON SOUTHERN (Sept 1, 2007) [5-5]
	100.0	Patrick Mугan (Wofford) vs GEORGETOWN (KY.) (Sep 01, 2007) [5-5]
	100.0	Jesse Hartley (Georgia Southern) vs CHATTANOOGA (Sep 22, 2007) [5-5]
	100.0	Jesse Hartley (Georgia Southern) vs WESTERN CAROLINA (Sep 29, 2007) [5-5]
	100.0	Mike Adams (The Citadel) at Chattanooga (9/28/07) [5-5]
	100.0	Jesse Hartley (Georgia Southern) vs SOUTH DAKOTA STATE (Oct 06, 2007) [5-5]
	100.0	Andrew Wilcox (Elon) at Western Carolina (Oct 06, 2007) [5-5]
	100.0	Jesse Hartley (Georgia Southern) at Appalachian State (Oct 20, 2007) [5-5]

100.0	J. Parsons (Western Carolina) vs WOFFORD (Oct 25, 2007) [5-5]
100.0	Andrew Wilcox (Elon) vs CHATTANOOGA (Oct 27, 2007) [5-5]
100.0	Jesse Hartley (Georgia Southern) at Wofford (Nov 03, 2007) [5-5]
100.0	Patrick Mugaan (Wofford) vs GEORGIA SOUTHERN (Nov 03, 2007) [5-5]
100.0	J. Parsons (Western Carolina) at Appalachian State (Nov 10, 2007) [5-5]
100.0	Andrew Wilcox (Elon) vs STONY BROOK (Nov 17, 2007) [5-5]
100.0	Julian Rauch (Appalachian State) at Michigan (Sept 1, 2007) [4-4]
100.0	Julian Rauch (Appalachian State) vs NORTHERN ARIZONA (Sep 15, 2007) [4-4]
100.0	Julian Rauch (Appalachian State) at Wofford (Sep 22, 2007) [4-4]
100.0	Mike Adams (The Citadel) at Wisconsin (Sep 15, 2007) [4-4]
100.0	Patrick Mugaan (Wofford) at The Citadel (Oct 06, 2007) [4-4]
100.0	Mike Adams (The Citadel) at Western Carolina (Oct 20, 2007) [4-4]
100.0	J. Parsons (Western Carolina) vs THE CITADEL (Oct 20, 2007) [4-4]
100.0	Spencer Nolen (Chattanooga) at Elon (Oct 27, 2007) [4-4]
100.0	Julian Rauch (Appalachian State) at Furman (Oct 26, 2007) [4-4]
100.0	Andrew Wilcox (Elon) at The Citadel (Nov 10, 2007) [4-4]
100.0	Jesse Hartley (Georgia Southern) at Colorado State (Nov 17, 2007) [4-4]
100.0	J. Parsons (Western Carolina) at Eastern Kentucky (Sep 08, 2007) [3-3]
100.0	J. Parsons (Western Carolina) vs PRESBYTERIAN (Sep 22, 2007) [3-3]
100.0	Andrew Wilcox (Elon) vs APPALACHIAN STATE (Sep 29, 2007) [3-3]
100.0	J. Parsons (Western Carolina) at Georgia Southern (Sep 29, 2007) [3-3]
100.0	Scott Beckler (Furman) vs COASTAL CAROLINA (Oct 05, 2007) [3-3]
100.0	Jesse Hartley (Georgia Southern) at Elon (Oct 13, 2007) [3-3]
100.0	Andrew Wilcox (Elon) vs GEORGIA SOUTHERN (Oct 13, 2007) [3-3]
100.0	J. Parsons (Western Carolina) at Chattanooga (Oct 13, 2007) [3-3]
100.0	Julian Rauch (Appalachian State) vs GEORGIA SOUTHERN (Oct 20, 2007) [3-3]
100.0	Andrew Wilcox (Elon) at Wofford (Oct 20, 2007) [3-3]
100.0	Scott Beckler (Furman) vs APPALACHIAN STATE (Oct 26, 2007) [3-3]
100.0	Spencer Nolen (Chattanooga) vs WESTERN KENTUCKY (Nov 03, 2007) [3-3]
100.0	Mike Adams (The Citadel) vs APPALACHIAN STATE (Nov 03, 2007) [3-3]
100.0	Scott Beckler (Furman) at Georgia Southern (Nov 10, 2007) [3-3]
100.0	J. Parsons (Western Carolina) vs FURMAN (Nov 17, 2007) [3-3]
100.0	Craig Camay (Chattanooga) vs CARSON-NEWMAN (Aug 30, 2007) [2-2]
100.0	Scott Beckler (Furman) at HOFSTRA (Sep 08, 2007) [2-2]
100.0	Patrick Mugaan (Wofford) at NC State (Sep 15, 2007) [2-2]
100.0	Scott Beckler (Furman) vs WOFFORD (Sep 29, 2007) [2-2]
100.0	Craig Camay (Chattanooga) vs THE CITADEL (9/28/07) [2-2]
100.0	Spencer Nolen (Chattanooga) vs WESTERN CAROLINA (Oct 13, 2007) [2-2]
100.0	Scott Beckler (Furman) at Chattanooga (Oct 20, 2007) [2-2]
100.0	Mike Adams (The Citadel) at Georgia Southern (Oct 27, 2007) [2-2]
100.0	Jason Vitaris (Appalachian State) vs WESTERN CAROLINA (Nov 10, 2007) [2-2]
100.0	Jesse Hartley (Georgia Southern) vs FURMAN (Nov 10, 2007) [2-2]
100.0	Spencer Nolen (Chattanooga) at Appalachian State (Nov 17, 2007) [2-2]
Punts.....	9 Neil Young (Appalachian State) vs CHATTANOOGA (Nov 17, 2007)
	8 Chris Tommie (Wofford) at NC State (Sep 15, 2007)
	8 Jonathan Wright (Chattanooga) vs Arkansas (Oct 6, 2007)
	8 Chris Tommie (Wofford) at The Citadel (Oct 06, 2007)
Yards punted.....	356 Chris Tommie (Wofford) at The Citadel (Oct 06, 2007) [8-356]
	339 Chris Tommie (Wofford) at NC State (Sep 15, 2007) [8-339]
	339 Neil Young (Appalachian State) vs CHATTANOOGA (Nov 17, 2007) [9-339]
Longest punt.....	72 Mark Kaspar (The Citadel) vs APPALACHIAN STATE (Nov 03, 2007)
	67 Chris Tommie (Wofford) at The Citadel (Oct 06, 2007)
Punting avg.....	48.0 Stephen Brown (Western Carolina) vs FURMAN (Nov 17, 2007) [5-240]
	47.8 Daniel Jordan (Georgia Southern) vs WEST GEORGIA (Sep 08, 2007) [5-239]
Punt returns.....	8 Andre Roberts (The Citadel) vs CHARLESTON SOUTHERN (Sept 1, 2007)
	5 Carlton Bailey (Western Carolina) vs ELON (Oct 06, 2007)
	5 Karlos Sullivan (Elon) vs GEORGIA SOUTHERN (Oct 13, 2007)
	5 Dexter Jackson (Appalachian State) at The Citadel (Nov 03, 2007)
Punt return yards.....	116 Karlos Sullivan (Elon) vs WEST VA. WESLEYAN (Sep 08, 2007)
	88 Jordan Hazard (Chattanooga) vs FURMAN (Oct 20, 2007)
Longest punt return.....	88 Jordan Hazard (Chattanooga) vs FURMAN (Oct 20, 2007)
	80 Karlos Sullivan (Elon) vs WEST VA. WESLEYAN (Sep 08, 2007)
Punt return TDs.....	1 Mel Capers (The Citadel) vs WEBBER INTERNATIONAL (Sep 08, 2007)
	1 Bo Williamson (Elon) vs WEST VA. WESLEYAN (Sep 08, 2007)
	1 Karlos Sullivan (Elon) vs WEST VA. WESLEYAN (Sep 08, 2007)
	1 Raja Andrews (Georgia Southern) vs WESTERN CAROLINA (Sep 29, 2007)
	1 R.J. Webb (Furman) vs COASTAL CAROLINA (Oct 05, 2007)
	1 Layton Baker (Wofford) vs GARDNER-WEBB (Oct 13, 2007)
	1 Angelo Brown (Western Carolina) at Chattanooga (Oct 13, 2007)
	1 Jordan Hazard (Chattanooga) vs FURMAN (Oct 20, 2007)
Punt return avg.....	29.0 Karlos Sullivan (Elon) vs WEST VA. WESLEYAN (Sep 08, 2007) [4-116]

	28.3	Andre Roberts (The Citadel) vs WEBBER INTERNATIONAL (Sep 08, 2007) [3-85]
Kick returns.....	9	Mike Malone (Western Carolina) at Appalachian State (Nov 10, 2007)
	7	CoCo Hillary (Appalachian State) at Michigan (Sept 1, 2007)
	7	Mike Malone (Western Carolina) at Georgia (Sep 15, 2007)
	7	Mike Malone (Western Carolina) vs FURMAN (Nov 17, 2007)
Kick return yards.....	229	Mike Malone (Western Carolina) vs FURMAN (Nov 17, 2007)
	225	Michael Mayers (Elon) vs APPALACHIAN STATE (Sep 29, 2007)
Kick return avg.....	56.2	Michael Mayers (Elon) vs APPALACHIAN STATE (Sep 29, 2007) [4-225]
	43.0	Mike Brown (Furman) at The Citadel (Oct 13, 2007) [3-129]
Longest kick return.....	100	Michael Mayers (Elon) vs APPALACHIAN STATE (Sep 29, 2007)
	95	CoCo Hillary (Appalachian State) at Wofford (Sep 22, 2007)
Kick return TDs.....	1	CoCo Hillary (Appalachian State) at Wofford (Sep 22, 2007)
	1	Mike Rucker (Wofford) vs CHARLESTON SOUTHERN (Sep 08, 2007)
	1	Michael Mayers (Elon) vs APPALACHIAN STATE (Sep 29, 2007)
	1	Mike Brown (Furman) at The Citadel (Oct 13, 2007)
	1	Sean Lees (Wofford) at Chattanooga (Nov 10, 2007)
	1	Mike Malone (Western Carolina) vs FURMAN (Nov 17, 2007)
Combined PR/KR yards.....	229	Mike Malone (Western Carolina) vs FURMAN (Nov 17, 2007) [0pr-229kr]
	225	Michael Mayers (Elon) vs APPALACHIAN STATE (Sep 29, 2007) [0pr-225kr]
Interceptions.....	2	Gary Blount (Wofford) vs CHARLESTON SOUTHERN (Sep 08, 2007)
	2	Joseph Thornton (Chattanooga) vs WESTERN CAROLINA (Oct 13, 2007)
	2	Buster Skrine (Chattanooga) vs WESTERN KENTUCKY (Nov 03, 2007)
	2	W. Middleton (Furman) vs ELON (Nov 03, 2007)
	2	Nolan Ward (Elon) at Furman (Nov 03, 2007)
	2	James Mitchell (Wofford) at Chattanooga (Nov 10, 2007)
Interception return yds..	65	Corey Lynch (Appalachian State) vs WESTERN CAROLINA (Nov 10, 2007)
	54	Joseph Thornton (Chattanooga) vs WESTERN CAROLINA (Oct 13, 2007)
Interception return avg..	27.0	Joseph Thornton (Chattanooga) vs WESTERN CAROLINA (Oct 13, 2007) [2-54]
	22.5	Buster Skrine (Chattanooga) vs WESTERN KENTUCKY (Nov 03, 2007) [2-45]
Longest interception rtn.	65	Corey Lynch (Appalachian State) vs WESTERN CAROLINA (Nov 10, 2007)
	47	Corey Lynch (Appalachian State) at Furman (Oct 26, 2007)
Interception return TDs..	1	Ryan Jones (The Citadel) vs WEBBER INTERNATIONAL (Sep 08, 2007)
	1	Titus Howard (Appalachian State) at Elon (Sep 29, 2007)
	1	Dwight House (The Citadel) vs WOFFORD (Oct 06, 2007)
	1	Carson Hill (Georgia Southern) at Appalachian State (Oct 20, 2007)
	1	Buster Skrine (Chattanooga) vs WESTERN KENTUCKY (Nov 03, 2007)
	1	DJ Smith (Appalachian State) at The Citadel (Nov 03, 2007)
	1	Corey Lynch (Appalachian State) vs WESTERN CAROLINA (Nov 10, 2007)
	1	Karlos Sullivan (Elon) vs STONY BROOK (Nov 17, 2007)
All-purpose yards.....	387	Michael Mayers (Elon) vs APPALACHIAN STATE (Sep 29, 2007)
	336	Tory Cooper (The Citadel) vs FURMAN (Oct 13, 2007)
Tackles.....	20.0	Q. Phillips (Western Carolina) vs THE CITADEL (Oct 20, 2007) [12-8]
	19.0	Q. Phillips (Western Carolina) at Georgia Southern (Sep 29, 2007) [6-13]
	19.0	Brandon Wiggins (Elon) at The Citadel (Nov 10, 2007) [9-10]
Sacks.....	3.5	Tim Washington (Appalachian State) at Elon (Sep 29, 2007) [3-1]
	2.5	Larry Beard (Georgia Southern) at Elon (Oct 13, 2007) [2-1]
	2.5	Corey Weaver (Elon) vs GEORGIA SOUTHERN (Oct 13, 2007) [2-1]
Tackles for loss.....	4.0	Joseph Thornton (Chattanooga) at Jacksonville State (Sep 08, 2007) [4-0]
	4.0	Joseph Thornton (Chattanooga) at Georgia Southern (Sep 22, 2007) [4-0]
	4.0	Joseph Thornton (Chattanooga) vs THE CITADEL (9/28/07) [4-0]

2007 Southern
Individual Stellar Games
Through games of Nov 20, 2007

200-Yard Rushing Performances

291 Armanti Edwards (Appalachian State) at The Citadel (Nov 03, 2007)
279 Jayson Foster (Georgia Southern) at Wofford (Nov 03, 2007)
253 Jayson Foster (Georgia Southern) at Coastal Carolina (Sep 15, 2007)
231 Jayson Foster (Georgia Southern) vs WEST GEORGIA (Sep 08, 2007)
220 Armanti Edwards (Appalachian State) vs GEORGIA SOUTHERN (Oct 20, 2007)
215 K. Richardson (Appalachian State) vs WESTERN CAROLINA (Nov 10, 2007)
210 Jayson Foster (Georgia Southern) vs CHATTANOOGA (Sep 22, 2007)
206 Lamar Lewis (Georgia Southern) at Coastal Carolina (Sep 15, 2007)

100-Yard Rushing Performances

291 Armanti Edwards (Appalachian State) at The Citadel (Nov 03, 2007)
279 Jayson Foster (Georgia Southern) at Wofford (Nov 03, 2007)
253 Jayson Foster (Georgia Southern) at Coastal Carolina (Sep 15, 2007)
231 Jayson Foster (Georgia Southern) vs WEST GEORGIA (Sep 08, 2007)
220 Armanti Edwards (Appalachian State) vs GEORGIA SOUTHERN (Oct 20, 2007)
215 K. Richardson (Appalachian State) vs WESTERN CAROLINA (Nov 10, 2007)
210 Jayson Foster (Georgia Southern) vs CHATTANOOGA (Sep 22, 2007)
206 Lamar Lewis (Georgia Southern) at Coastal Carolina (Sep 15, 2007)
195 Jayson Foster (Georgia Southern) at Colorado State (Nov 17, 2007)
191 Josh Collier (Wofford) at Chattanooga (Nov 10, 2007)
175 Jayson Foster (Georgia Southern) at Appalachian State (Oct 20, 2007)
174 B. Fitzgerald (Chattanooga) vs WESTERN CAROLINA (Oct 13, 2007)
174 Tory Cooper (The Citadel) at VMI (Nov 17, 2007)
158 K. Richardson (Appalachian State) at Elon (Sep 29, 2007)
157 Jayson Foster (Georgia Southern) vs THE CITADEL (Oct 27, 2007)
157 Armanti Edwards (Appalachian State) vs CHATTANOOGA (Nov 17, 2007)
154 Jerome Felton (Furman) vs ELON (Nov 03, 2007)
151 Mike Malone (Western Carolina) at Appalachian State (Nov 10, 2007)
150 Lamar Lewis (Georgia Southern) vs WEST GEORGIA (Sep 08, 2007)
140 Tory Cooper (The Citadel) vs FURMAN (Oct 13, 2007)
137 Kevious Johnson (Wofford) vs GEORGIA SOUTHERN (Nov 03, 2007)
134 B. Fitzgerald (Chattanooga) at Appalachian State (Nov 17, 2007)
131 Erroll Wynn (Chattanooga) vs WESTERN KENTUCKY (Nov 03, 2007)
129 Kevious Johnson (Wofford) vs ELON (Oct 20, 2007)
128 Kevious Johnson (Wofford) at Western Carolina (Oct 25, 2007)
126 Armanti Edwards (Appalachian State) at Furman (Oct 26, 2007)
125 Erroll Wynn (Chattanooga) at Georgia Southern (Sep 22, 2007)
124 K. Richardson (Appalachian State) at Furman (Oct 26, 2007)
123 B. Fitzgerald (Chattanooga) vs Arkansas (Oct 6, 2007)
122 Renaldo Gray (Furman) at Western Carolina (Nov 17, 2007)
118 Kevious Johnson (Wofford) at Furman (Sep 29, 2007)
116 Tory Cooper (The Citadel) vs CHARLESTON SOUTHERN (Sept 1, 2007)
116 B. Fitzgerald (Chattanooga) vs WOFFORD (Nov 10, 2007)
115 Trey Elder (Appalachian State) at Elon (Sep 29, 2007)
115 Adrian Young (Wofford) at Western Carolina (Oct 25, 2007)
115 Erroll Wynn (Chattanooga) at Appalachian State (Nov 17, 2007)
115 Lamar Lewis (Georgia Southern) at Colorado State (Nov 17, 2007)
110 Tory Cooper (The Citadel) vs WEBBER INTERNATIONAL (Sep 08, 2007)
109 Duran Lawson (The Citadel) at Georgia Southern (Oct 27, 2007)
108 Duran Lawson (The Citadel) at Chattanooga (9/28/07)
105 Mike Malone (Western Carolina) vs PRESBYTERIAN (Sep 22, 2007)
103 Lamar Lewis (Georgia Southern) at Elon (Oct 13, 2007)
103 Renaldo Gray (Furman) vs APPALACHIAN STATE (Oct 26, 2007)
103 K. Richardson (Appalachian State) vs CHATTANOOGA (Nov 17, 2007)
100 Duran Lawson (The Citadel) vs FURMAN (Oct 13, 2007)

Number of 100-Yard Rushing Performances

Jayson Foster, Georgia Southern - 7

Tory Cooper, The Citadel - 4

Armanti Edwards, Appalachian State - 4

B. Fitzgerald, Chattanooga - 4

Kevious Johnson, Wofford - 4

Lamar Lewis, Georgia Southern - 4

K. Richardson, Appalachian State - 4

2007 Southern
Individual Stellar Games
Through games of Nov 20, 2007

500-Yard Passing Performances

534 Scott Riddle (Elon) at Furman (Nov 03, 2007)

400-Yard Passing Performances

534 Scott Riddle (Elon) at Furman (Nov 03, 2007)

300-Yard Passing Performances

534 Scott Riddle (Elon) at Furman (Nov 03, 2007)
386 Duran Lawson (The Citadel) vs FURMAN (Oct 13, 2007)
381 Scott Riddle (Elon) at The Citadel (Nov 10, 2007)
370 Bart Blanchard (The Citadel) vs ELON (Nov 10, 2007)
368 Scott Riddle (Elon) vs LIBERTY (Sep 22, 2007)
362 Scott Riddle (Elon) vs WEST VA. WESLEYAN (Sep 08, 2007)
359 Scott Riddle (Elon) vs CHATTANOOGA (Oct 27, 2007)
354 Scott Riddle (Elon) at Western Carolina (Oct 06, 2007)
343 Scott Riddle (Elon) at Wofford (Oct 20, 2007)
310 Adam Hearn (Western Carolina) vs ELON (Oct 06, 2007)
307 Scott Riddle (Elon) vs APPALACHIAN STATE (Sep 29, 2007)
303 Scott Riddle (Elon) vs GEORGIA SOUTHERN (Oct 13, 2007)

Number of 300-Yard Passing Performances

Scott Riddle, Elon - 9
Bart Blanchard, The Citadel - 1
Adam Hearn, Western Carolina - 1
Duran Lawson, The Citadel - 1

2007 Southern
Individual Stellar Games
Through games of Nov 20, 2007

200-Yard Receiving Performances

238 Patrick Sprague (Furman) at The Citadel (Oct 13, 2007)
219 Terrell Hudgins (Elon) vs LIBERTY (Sep 22, 2007)
212 Eddie Cohen (Western Carolina) at Georgia Southern (Sep 29, 2007)
207 Terrell Hudgins (Elon) at Furman (Nov 03, 2007)

100-Yard Receiving Performances

238 Patrick Sprague (Furman) at The Citadel (Oct 13, 2007)
219 Terrell Hudgins (Elon) vs LIBERTY (Sep 22, 2007)
212 Eddie Cohen (Western Carolina) at Georgia Southern (Sep 29, 2007)
207 Terrell Hudgins (Elon) at Furman (Nov 03, 2007)
191 Terrell Hudgins (Elon) at The Citadel (Nov 10, 2007)
180 Andre Roberts (The Citadel) vs ELON (Nov 10, 2007)
177 Eddie Cohen (Western Carolina) vs ELON (Oct 06, 2007)
162 Michael Mayers (Elon) vs APPALACHIAN STATE (Sep 29, 2007)
156 Terrell Hudgins (Elon) vs CHATTANOOGA (Oct 27, 2007)
156 Eddie Cohen (Western Carolina) at Appalachian State (Nov 10, 2007)
145 Michael Mayers (Elon) vs STONY BROOK (Nov 17, 2007)
143 R.J. Webb (Furman) vs PRESBYTERIAN (Sep 01, 2007)
142 Terrell Hudgins (Elon) vs WEST VA. WESLEYAN (Sep 08, 2007)
137 Michael Mayers (Elon) at Furman (Nov 03, 2007)
136 Terrell Hudgins (Elon) at Wofford (Oct 20, 2007)
132 Hans Batichon (Appalachian State) vs GARDNER-WEBB (Oct 06, 2007)
128 Bo Williamson (Elon) vs GEORGIA SOUTHERN (Oct 13, 2007)
128 Andre Roberts (The Citadel) at VMI (Nov 17, 2007)
124 Marquel Pittman (Western Carolina) vs WOFFORD (Oct 25, 2007)
124 Eddie Cohen (Western Carolina) vs WOFFORD (Oct 25, 2007)
123 Andre Roberts (The Citadel) vs WOFFORD (Oct 06, 2007)
122 K. Richardson (Appalachian State) vs NORTHERN ARIZONA (Sep 15, 2007)
122 R.J. Webb (Furman) vs WOFFORD (Sep 29, 2007)
122 Irving Campbell (Georgia Southern) vs SOUTH DAKOTA STATE (Oct 06, 2007)
122 Andre Roberts (The Citadel) vs FURMAN (Oct 13, 2007)
115 Bo Williamson (Elon) at Furman (Nov 03, 2007)
114 Andre Roberts (The Citadel) at Western Carolina (Oct 20, 2007)
114 Michael Mayers (Elon) vs CHATTANOOGA (Oct 27, 2007)
114 Hans Batichon (Appalachian State) vs WESTERN CAROLINA (Nov 10, 2007)
109 Eddie Cohen (Western Carolina) at Chattanooga (Oct 13, 2007)
108 Andre Roberts (The Citadel) vs CHARLESTON SOUTHERN (Sept 1, 2007)
107 Marquel Pittman (Western Carolina) vs PRESBYTERIAN (Sep 22, 2007)
104 Eddie Cohen (Western Carolina) vs THE CITADEL (Oct 20, 2007)
104 Patrick Sprague (Furman) vs ELON (Nov 03, 2007)
103 Terrell Hudgins (Elon) at Western Carolina (Oct 06, 2007)
103 Bo Williamson (Elon) at Wofford (Oct 20, 2007)

Number of 100-Yard Receiving Performances

Terrell Hudgins, Elon - 7
Eddie Cohen, Western Carolina - 6
Andre Roberts, The Citadel - 6
Michael Mayers, Elon - 4
Bo Williamson, Elon - 3
Hans Batichon, Appalachian State - 2
R.J. Webb, Furman - 2
Marquel Pittman, Western Carolina - 2
Patrick Sprague, Furman - 2
Irving Campbell, Georgia Southern - 1
K. Richardson, Appalachian State - 1

**2007 Southern
Conference Team Game Highs
Through games of Nov 20, 2007**

TEAM HIGHS (highest totals made by)

Points.....	79	Appalachian State vs WESTERN CAROLINA (Nov 10, 2007)
	76	The Citadel vs WEBBER INTERNATIONAL (Sep 08, 2007)
Points scored kicking....	18	Elon vs GEORGIA SOUTHERN (Oct 13, 2007) [5fg,3pat]
	16	The Citadel vs WEBBER INTERNATIONAL (Sep 08, 2007) [2fg,10pat]
Touchdowns.....	11	Appalachian State vs WESTERN CAROLINA (Nov 10, 2007)
	10	The Citadel vs WEBBER INTERNATIONAL (Sep 08, 2007)
	10	The Citadel at VMI (Nov 17, 2007)
Total offense yards.....	743	Appalachian State vs WESTERN CAROLINA (Nov 10, 2007) [396r,347p]
	641	The Citadel vs FURMAN (Oct 13, 2007) [255r,386p]
Total offense plays.....	91	Appalachian State vs WESTERN CAROLINA (Nov 10, 2007) [51r,40p]
	89	The Citadel vs FURMAN (Oct 13, 2007) [52r,37p]
Total offense yards/play.	10.7	Georgia Southern vs WEST GEORGIA (Sep 08, 2007) [56-601]
	8.3	Elon vs WEST VA. WESLEYAN (Sep 08, 2007) [66-551]
Rushing yards.....	512	Georgia Southern at Coastal Carolina (Sep 15, 2007)
	477	Georgia Southern vs WEST GEORGIA (Sep 08, 2007)
Rushing attempts.....	74	Wofford at Chattanooga (Nov 10, 2007)
	70	Wofford at Western Carolina (Oct 25, 2007)
Yards per rush.....	11.1	Georgia Southern vs WEST GEORGIA (Sep 08, 2007) [43-477]
	8.7	Georgia Southern at Coastal Carolina (Sep 15, 2007) [59-512]
Rushing TDs.....	8	Appalachian State vs WESTERN CAROLINA (Nov 10, 2007)
	7	The Citadel at VMI (Nov 17, 2007)
Longest rush.....	82	Georgia Southern at Wofford (Nov 03, 2007)
	80	Georgia Southern vs THE CITADEL (Oct 27, 2007)
	80	Appalachian State at The Citadel (Nov 03, 2007)
Passing yards.....	534	Elon at Furman (Nov 03, 2007)
	401	Elon vs WEST VA. WESLEYAN (Sep 08, 2007)
	401	Elon vs LIBERTY (Sep 22, 2007)
Passing attempts.....	55	Elon at USF (Sep 01, 2007)
	53	Elon at The Citadel (Nov 10, 2007)
Passing TDs.....	5	Furman vs PRESBYTERIAN (Sep 01, 2007)
	5	Western Carolina vs WOFFORD (Oct 25, 2007)
Longest pass.....	82	Western Carolina at Appalachian State (Nov 10, 2007)
	81	Georgia Southern vs WEST GEORGIA (Sep 08, 2007)
Passes completed.....	41	Elon at Wofford (Oct 20, 2007)
	38	Elon at Furman (Nov 03, 2007)
Had intercepted.....	4	Chattanooga at Jacksonville State (Sep 08, 2007)
	4	Western Carolina at Eastern Kentucky (Sep 08, 2007)
	4	Western Carolina at Appalachian State (Nov 10, 2007)
	4	Chattanooga vs WOFFORD (Nov 10, 2007)
Pass completion pct.....	85.7	Georgia Southern vs CHATTANOOGA (Sep 22, 2007) [18-21]
	85.0	Elon vs LIBERTY (Sep 22, 2007) [34-40]
Passing yards/attempt....	15.0	Appalachian State vs LENIOR-RHYNE (Sep 08, 2007) [14-210]
	13.2	Wofford vs GEORGIA SOUTHERN (Nov 03, 2007) [12-159]
Yards per catch.....	39.8	Wofford vs GEORGIA SOUTHERN (Nov 03, 2007) [4-159]
	23.3	Appalachian State vs LENIOR-RHYNE (Sep 08, 2007) [9-210]
Field goal attempts.....	6	Georgia Southern at Elon (Oct 13, 2007)
	5	Elon vs GEORGIA SOUTHERN (Oct 13, 2007)
Field goals made.....	5	Elon vs GEORGIA SOUTHERN (Oct 13, 2007)
	4	Chattanooga at Jacksonville State (Sep 08, 2007)
	4	Georgia Southern at Elon (Oct 13, 2007)
Longest field goal.....	54	Furman vs PRESBYTERIAN (Sep 01, 2007)
	54	Georgia Southern vs SOUTH DAKOTA STATE (Oct 06, 2007)
Field goal pct.....	100.0	Elon vs GEORGIA SOUTHERN (Oct 13, 2007) [5-5]
	100.0	Chattanooga at Jacksonville State (Sep 08, 2007) [4-4]

100.0 Western Carolina at Georgia (Sep 15, 2007) [3-3]
100.0 Georgia Southern vs WESTERN CAROLINA (Sep 29, 2007) [3-3]
100.0 The Citadel at Western Carolina (Oct 20, 2007) [3-3]
100.0 Western Carolina at Alabama (Sep 1, 2007) [2-2]
100.0 Appalachian State vs LENIOR-RHYNE (Sep 08, 2007) [2-2]
100.0 Appalachian State vs NORTHERN ARIZONA (Sep 15, 2007) [2-2]
100.0 The Citadel at Chattanooga (9/28/07) [2-2]
100.0 Furman vs COASTAL CAROLINA (Oct 05, 2007) [2-2]
100.0 Georgia Southern vs SOUTH DAKOTA STATE (Oct 06, 2007) [2-2]
100.0 Appalachian State vs GEORGIA SOUTHERN (Oct 20, 2007) [2-2]
100.0 Wofford at Western Carolina (Oct 25, 2007) [2-2]
100.0 Furman vs APPALACHIAN STATE (Oct 26, 2007) [2-2]
100.0 Georgia Southern vs THE CITADEL (Oct 27, 2007) [2-2]
100.0 Georgia Southern at Colorado State (Nov 17, 2007) [2-2]
PAT kicks attempted..... 11 Appalachian State vs WESTERN CAROLINA (Nov 10, 2007)
10 The Citadel vs WEBBER INTERNATIONAL (Sep 08, 2007)
10 The Citadel at VMI (Nov 17, 2007)
PAT kicks made..... 10 The Citadel vs WEBBER INTERNATIONAL (Sep 08, 2007)
10 Appalachian State vs WESTERN CAROLINA (Nov 10, 2007)
10 The Citadel at VMI (Nov 17, 2007)
PAT kicks pct..... 100.0 The Citadel vs WEBBER INTERNATIONAL (Sep 08, 2007) [10-10]
100.0 The Citadel at VMI (Nov 17, 2007) [10-10]
100.0 Elon vs WEST VA. WESLEYAN (Sep 08, 2007) [8-8]
100.0 Wofford vs CHARLESTON SOUTHERN (Sep 08, 2007) [7-7]
100.0 Appalachian State at Elon (Sep 29, 2007) [7-7]
100.0 Wofford vs GARDNER-WEBB (Oct 13, 2007) [7-7]
100.0 Furman vs ELON (Nov 03, 2007) [7-7]
100.0 Elon at Furman (Nov 03, 2007) [7-7]
100.0 Furman at Western Carolina (Nov 17, 2007) [7-7]
100.0 Appalachian State vs LENIOR-RHYNE (Sep 08, 2007) [6-6]
100.0 Wofford vs APPALACHIAN STATE (Sep 22, 2007) [6-6]
100.0 Elon vs LIBERTY (Sep 22, 2007) [6-6]
100.0 Georgia Southern vs WEST GEORGIA (Sep 08, 2007) [6-6]
100.0 Georgia Southern at Coastal Carolina (Sep 15, 2007) [6-6]
100.0 Chattanooga at Georgia Southern (Sep 22, 2007) [6-6]
100.0 Wofford at Furman (Sep 29, 2007) [6-6]
100.0 Appalachian State vs GARDNER-WEBB (Oct 06, 2007) [6-6]
100.0 The Citadel vs FURMAN (Oct 13, 2007) [6-6]
100.0 Appalachian State at The Citadel (Nov 03, 2007) [6-6]
100.0 The Citadel vs ELON (Nov 10, 2007) [6-6]
100.0 Wofford at Chattanooga (Nov 10, 2007) [6-6]
100.0 The Citadel vs CHARLESTON SOUTHERN (Sept 1, 2007) [5-5]
100.0 Wofford vs GEORGETOWN (KY.) (Sep 01, 2007) [5-5]
100.0 Georgia Southern vs CHATTANOOGA (Sep 22, 2007) [5-5]
100.0 Georgia Southern vs WESTERN CAROLINA (Sep 29, 2007) [5-5]
100.0 The Citadel at Chattanooga (9/28/07) [5-5]
100.0 Georgia Southern vs SOUTH DAKOTA STATE (Oct 06, 2007) [5-5]
100.0 Elon at Western Carolina (Oct 06, 2007) [5-5]
100.0 Georgia Southern at Appalachian State (Oct 20, 2007) [5-5]
100.0 Western Carolina vs WOFFORD (Oct 25, 2007) [5-5]
100.0 Elon vs CHATTANOOGA (Oct 27, 2007) [5-5]
100.0 Wofford vs GEORGIA SOUTHERN (Nov 03, 2007) [5-5]
100.0 Georgia Southern at Wofford (Nov 03, 2007) [5-5]
100.0 Western Carolina at Appalachian State (Nov 10, 2007) [5-5]
100.0 Elon vs STONY BROOK (Nov 17, 2007) [5-5]
100.0 Appalachian State at Michigan (Sept 1, 2007) [4-4]
100.0 Appalachian State vs NORTHERN ARIZONA (Sep 15, 2007) [4-4]
100.0 Appalachian State at Wofford (Sep 22, 2007) [4-4]
100.0 The Citadel at Wisconsin (Sep 15, 2007) [4-4]
100.0 Wofford at The Citadel (Oct 06, 2007) [4-4]
100.0 The Citadel at Western Carolina (Oct 20, 2007) [4-4]

100.0	Western Carolina vs THE CITADEL (Oct 20, 2007) [4-4]
100.0	Chattanooga at Elon (Oct 27, 2007) [4-4]
100.0	Appalachian State at Furman (Oct 26, 2007) [4-4]
100.0	Elon at The Citadel (Nov 10, 2007) [4-4]
100.0	Georgia Southern at Colorado State (Nov 17, 2007) [4-4]
100.0	Western Carolina at Eastern Kentucky (Sep 08, 2007) [3-3]
100.0	Western Carolina vs PRESBYTERIAN (Sep 22, 2007) [3-3]
100.0	Elon vs APPALACHIAN STATE (Sep 29, 2007) [3-3]
100.0	Western Carolina at Georgia Southern (Sep 29, 2007) [3-3]
100.0	Furman vs COASTAL CAROLINA (Oct 05, 2007) [3-3]
100.0	Elon vs GEORGIA SOUTHERN (Oct 13, 2007) [3-3]
100.0	Georgia Southern at Elon (Oct 13, 2007) [3-3]
100.0	Western Carolina at Chattanooga (Oct 13, 2007) [3-3]
100.0	Appalachian State vs GEORGIA SOUTHERN (Oct 20, 2007) [3-3]
100.0	Elon at Wofford (Oct 20, 2007) [3-3]
100.0	Furman vs APPALACHIAN STATE (Oct 26, 2007) [3-3]
100.0	Chattanooga vs WESTERN KENTUCKY (Nov 03, 2007) [3-3]
100.0	The Citadel vs APPALACHIAN STATE (Nov 03, 2007) [3-3]
100.0	Furman at Georgia Southern (Nov 10, 2007) [3-3]
100.0	Western Carolina vs FURMAN (Nov 17, 2007) [3-3]
100.0	Chattanooga vs CARSON-NEWMAN (Aug 30, 2007) [2-2]
100.0	Furman at HOFSTRA (Sep 08, 2007) [2-2]
100.0	Wofford at NC State (Sep 15, 2007) [2-2]
100.0	Furman vs WOFFORD (Sep 29, 2007) [2-2]
100.0	Chattanooga vs THE CITADEL (9/28/07) [2-2]
100.0	Furman at Chattanooga (Oct 20, 2007) [2-2]
100.0	The Citadel at Georgia Southern (Oct 27, 2007) [2-2]
100.0	Georgia Southern vs FURMAN (Nov 10, 2007) [2-2]
100.0	Chattanooga at Appalachian State (Nov 17, 2007) [2-2]
2-point PAT attempts.....	1 Western Carolina vs PRESBYTERIAN (Sep 22, 2007)
	1 Elon vs APPALACHIAN STATE (Sep 29, 2007)
	1 Furman vs WOFFORD (Sep 29, 2007)
	1 Georgia Southern vs WESTERN CAROLINA (Sep 29, 2007)
	1 Chattanooga vs Arkansas (Oct 6, 2007)
	1 Western Carolina vs ELON (Oct 06, 2007)
	1 Appalachian State vs GEORGIA SOUTHERN (Oct 20, 2007)
	1 Furman at Chattanooga (Oct 20, 2007)
	1 Western Carolina vs WOFFORD (Oct 25, 2007)
	1 Georgia Southern vs THE CITADEL (Oct 27, 2007)
	1 Georgia Southern vs FURMAN (Nov 10, 2007)
2-point PATs made.....	1 Elon vs APPALACHIAN STATE (Sep 29, 2007)
	1 Appalachian State vs GEORGIA SOUTHERN (Oct 20, 2007)
	1 Furman at Chattanooga (Oct 20, 2007)
	1 Georgia Southern vs THE CITADEL (Oct 27, 2007)
	1 Georgia Southern vs FURMAN (Nov 10, 2007)
Punts.....	12 Chattanooga vs Arkansas (Oct 6, 2007)
	9 Appalachian State vs CHATTANOOGA (Nov 17, 2007)
Longest punt.....	72 The Citadel vs APPALACHIAN STATE (Nov 03, 2007)
	67 Wofford at The Citadel (Oct 06, 2007)
Yards punted.....	441 Chattanooga vs Arkansas (Oct 6, 2007) [12-441]
	356 Wofford at The Citadel (Oct 06, 2007) [8-356]
Punting avg.....	48.0 Western Carolina vs FURMAN (Nov 17, 2007) [5-240]
	47.8 Georgia Southern vs WEST GEORGIA (Sep 08, 2007) [5-239]
Punt returns.....	8 The Citadel vs CHARLESTON SOUTHERN (Sept 1, 2007)
	6 Furman vs PRESBYTERIAN (Sep 01, 2007)
	6 Appalachian State vs LENIOR-RHYNE (Sep 08, 2007)
	6 The Citadel vs WEBBER INTERNATIONAL (Sep 08, 2007)
	6 Elon vs WEST VA. WESLEYAN (Sep 08, 2007)
	6 Western Carolina vs ELON (Oct 06, 2007)
Punt return yards.....	142 Elon vs WEST VA. WESLEYAN (Sep 08, 2007)
	115 The Citadel vs WEBBER INTERNATIONAL (Sep 08, 2007)

Punt return avg.....	33.5	Furman vs COASTAL CAROLINA (Oct 05, 2007) [2-67]
	26.0	Georgia Southern vs WESTERN CAROLINA (Sep 29, 2007) [2-52]
Punt return TDs.....	2	Elon vs WEST VA. WESLEYAN (Sep 08, 2007)
	1	The Citadel vs WEBBER INTERNATIONAL (Sep 08, 2007)
	1	Georgia Southern vs WESTERN CAROLINA (Sep 29, 2007)
	1	Furman vs COASTAL CAROLINA (Oct 05, 2007)
	1	Wofford vs GARDNER-WEBB (Oct 13, 2007)
	1	Western Carolina at Chattanooga (Oct 13, 2007)
	1	Chattanooga vs FURMAN (Oct 20, 2007)
Longest punt return.....	88	Chattanooga vs FURMAN (Oct 20, 2007)
	80	Elon vs WEST VA. WESLEYAN (Sep 08, 2007)
Kick returns.....	12	Western Carolina at Appalachian State (Nov 10, 2007)
	8	Western Carolina at Alabama (Sep 1, 2007)
	8	The Citadel at Wisconsin (Sep 15, 2007)
	8	Western Carolina at Georgia (Sep 15, 2007)
	8	Western Carolina at Georgia Southern (Sep 29, 2007)
	8	Chattanooga vs Arkansas (Oct 6, 2007)
	8	The Citadel vs FURMAN (Oct 13, 2007)
	8	Western Carolina vs THE CITADEL (Oct 20, 2007)
	8	Elon at Furman (Nov 03, 2007)
	8	Western Carolina vs FURMAN (Nov 17, 2007)
Kick return yards.....	269	Western Carolina vs FURMAN (Nov 17, 2007)
	246	Elon vs APPALACHIAN STATE (Sep 29, 2007)
Kick return avg.....	41.0	Elon vs APPALACHIAN STATE (Sep 29, 2007) [6-246]
	38.3	Wofford at Chattanooga (Nov 10, 2007) [3-115]
Longest kick return.....	100	Elon vs APPALACHIAN STATE (Sep 29, 2007)
	95	Appalachian State at Wofford (Sep 22, 2007)
Kick return TDs.....	1	Appalachian State at Wofford (Sep 22, 2007)
	1	Wofford vs CHARLESTON SOUTHERN (Sep 08, 2007)
	1	Elon vs APPALACHIAN STATE (Sep 29, 2007)
	1	Furman at The Citadel (Oct 13, 2007)
	1	Wofford at Chattanooga (Nov 10, 2007)
	1	Western Carolina vs FURMAN (Nov 17, 2007)
Interceptions.....	5	Wofford vs CHARLESTON SOUTHERN (Sep 08, 2007)
	4	Appalachian State vs WESTERN CAROLINA (Nov 10, 2007)
	4	Wofford at Chattanooga (Nov 10, 2007)
Interception return yds..	101	Appalachian State vs WESTERN CAROLINA (Nov 10, 2007)
	68	Wofford vs CHARLESTON SOUTHERN (Sep 08, 2007)
Interception return avg..	33.0	Elon vs STONY BROOK (Nov 17, 2007) [2-66]
	27.0	Chattanooga vs WESTERN CAROLINA (Oct 13, 2007) [2-54]
Longest interception rtn.	65	Appalachian State vs WESTERN CAROLINA (Nov 10, 2007)
	47	Appalachian State at Furman (Oct 26, 2007)
Interception return TDs..	1	The Citadel vs WEBBER INTERNATIONAL (Sep 08, 2007)
	1	Appalachian State at Elon (Sep 29, 2007)
	1	The Citadel vs WOFFORD (Oct 06, 2007)
	1	Georgia Southern at Appalachian State (Oct 20, 2007)
	1	Chattanooga vs WESTERN KENTUCKY (Nov 03, 2007)
	1	Appalachian State at The Citadel (Nov 03, 2007)
	1	Appalachian State vs WESTERN CAROLINA (Nov 10, 2007)
	1	Elon vs STONY BROOK (Nov 17, 2007)
Fumbles lost.....	4	Western Carolina at Georgia Southern (Sep 29, 2007)
	3	Furman vs PRESBYTERIAN (Sep 01, 2007)
	3	Wofford at NC State (Sep 15, 2007)
	3	Georgia Southern vs CHATTANOOGA (Sep 22, 2007)
	3	Western Carolina vs ELON (Oct 06, 2007)
	3	Wofford vs ELON (Oct 20, 2007)
Fumbles recovered.....	4	Georgia Southern vs WESTERN CAROLINA (Sep 29, 2007)
	3	Chattanooga at Georgia Southern (Sep 22, 2007)
	3	Georgia Southern vs SOUTH DAKOTA STATE (Oct 06, 2007)
	3	Elon at Western Carolina (Oct 06, 2007)
	3	Elon at Wofford (Oct 20, 2007)

Sacked by opp.....	7	Elon vs GEORGIA SOUTHERN (Oct 13, 2007)
	7	Western Carolina at Chattanooga (Oct 13, 2007)
QB sacks.....	7	Georgia Southern at Elon (Oct 13, 2007)
	7	Chattanooga vs WESTERN CAROLINA (Oct 13, 2007)
Turnovers committed.....	6	Chattanooga at Jacksonville State (Sep 08, 2007)
	6	Chattanooga vs WOFFORD (Nov 10, 2007)
Turnovers caused.....	6	Wofford at Chattanooga (Nov 10, 2007)
	5	Wofford vs CHARLESTON SOUTHERN (Sep 08, 2007)
	5	Appalachian State vs WESTERN CAROLINA (Nov 10, 2007)
Kicks blocked.....	3	The Citadel vs WEBBER INTERNATIONAL (Sep 08, 2007)
	2	Elon vs WEST VA. WESLEYAN (Sep 08, 2007)
	2	Chattanooga vs WESTERN CAROLINA (Oct 13, 2007)
First downs.....	34	Appalachian State vs WESTERN CAROLINA (Nov 10, 2007)
	31	Furman at Western Carolina (Nov 17, 2007)
1st downs rushing.....	21	Wofford at Western Carolina (Oct 25, 2007)
	20	Georgia Southern at Colorado State (Nov 17, 2007)
1st downs passing.....	22	Elon at Furman (Nov 03, 2007)
	19	Elon vs CHATTANOOGA (Oct 27, 2007)
1st downs by penalty.....	5	Chattanooga vs FURMAN (Oct 20, 2007)
	4	The Citadel vs CHARLESTON SOUTHERN (Sept 1, 2007)
	4	Wofford at NC State (Sep 15, 2007)
	4	Elon at USF (Sep 01, 2007)
	4	Elon vs APPALACHIAN STATE (Sep 29, 2007)
	4	Furman vs APPALACHIAN STATE (Oct 26, 2007)
	4	Appalachian State at Furman (Oct 26, 2007)
	4	Chattanooga vs WESTERN KENTUCKY (Nov 03, 2007)
	4	Furman vs ELON (Nov 03, 2007)
Penalties.....	15	Wofford at NC State (Sep 15, 2007)
	12	Elon vs WEST VA. WESLEYAN (Sep 08, 2007)
	12	Wofford at Western Carolina (Oct 25, 2007)
Penalties yards.....	117	Elon vs WEST VA. WESLEYAN (Sep 08, 2007)
	108	Wofford at NC State (Sep 15, 2007)