

# 2018-2019

# Southern Conference Men's Basketball



#SoConHoops

702 North Pine Street, Spartanburg, SC 29303 • 864-591-5100 • Fax: 864-591-3448

Phil Perry, Assistant Commissioner for Media Relations (FB contact)

facebook.com/SouthernConference • twitter.com/SoConSports • instagram.com/SouthernConference

## 2018-19 SOUTHERN CONFERENCE BASKETBALL STANDINGS

	Conference					Overall					
	W-L	Pct.	H	A	ST	W-L	Pct.	H	A	N	ST
#25/-- Furman	1-0	1.000	1-0	0-0	W1	8-0	1.000	5-0	3-0	0-0	W8
The Citadel	1-0	1.000	1-0	0-0	W1	6-2	.750	4-0	2-2	0-0	W4
Wofford	1-0	1.000	1-0	0-0	W1	6-2	.750	4-1	2-1	0-0	W4
Samford	0-0	.000	0-0	0-0	-	7-2	.778	5-1	2-1	0-0	L1
UNCG	0-0	.000	0-0	0-0	-	7-2	.778	3-0	3-2	1-0	L1
VMI	0-0	.000	0-0	0-0	-	5-4	.556	4-1	1-3	0-0	L2
Chattanooga	0-0	.000	0-0	0-0	-	4-5	.444	3-1	1-2	0-2	W2
ETSU	0-1	.000	0-0	0-1	L1	7-3	.700	5-0	2-3	0-0	W1
Mercer	0-1	.000	0-0	0-1	L1	4-4	.500	4-0	0-4	0-0	L1
Western Carolina	0-1	.000	0-0	0-1	L1	2-7	.222	2-1	0-4	0-2	L2

## UPCOMING SCHEDULE (ALL TIMES EASTERN)

### Dec. 4 (Tuesday)

25/-- Furman at Elon, 7 p.m. Phoenix All-Access  
Wofford at #2/2 Kansas, 8 p.m. ESPN+

### Dec. 5 (Wednesday)

Johnson & Wales at The Citadel, 7 p.m. ESPN3  
Mercer at Florida Atlantic, 7 p.m. CUSA.TV  
VMI at #15/14 Virginia Tech, 7 p.m. ACCNE  
Western Carolina at NC State, 7 p.m. ACCNE

### Dec. 6 (Thursday)

Kentucky Christian at Wofford, 7 p.m. SDN/Roku

### Dec. 7 (Friday)

UNCG at Elon, 7 p.m. Phoenix All-Access

### Dec. 8 (Saturday)

25/-- Furman at USC Upstate, 2 p.m. ESPN+  
UT Martin at ETSU, 4 p.m. ESPN+  
Georgia Southern at Mercer, 4 p.m. ESPN3  
Western Carolina at UNC Asheville, 5:30 p.m. ESPN+

### Dec. 9 (Sunday)

\*VMI at Chattanooga, 1 p.m. ESPN+  
Coastal Carolina at Wofford, 2 p.m. ESPN+  
Samford at Alabama A&M, 5 p.m.

### Dec. 11 (Tuesday)

Charleston Southern at 25/-- Furman, 7 p.m. ESPN3

Rankings are listed Associated Press/Coaches

## TV/DIGITAL KEY

ACCNE ACC Network Extra  
CUSA.TV Conference USA digital network  
Phoenix All-Access Elon digital network  
SDN/Roku SoCon Digital Network

## SOCON PLAYER OF THE WEEK (12/4)

### Lew Stallworth, Gr., G The Citadel

In a 112-87 blowout of High Point on Nov. 27, Stallworth scored 14 points and fell one assist shy of his own school record with 12 against Tubby Smith's squad. He was 6-for-8 from the floor in notching his second points-assists double-double of the season. He also pulled down six rebounds on the day and played just 26 minutes.

The graduate transfer guard from Los Angeles, California, notched his first points-rebounds double-double of the season on Saturday, scoring 16 points and grabbing 10 rebounds as The Citadel won its SoCon opener for the first time since the 2010-11 campaign. Stallworth was 7-for-14 from the floor and dished off five assists.

For the week, he averaged 15.0 points, 8.5 assists and 8.0 rebounds. He had 17 total assists to just six turnovers and shot 59.1 percent (13-for-22) from the floor on the week.



## NOTES

• Furman visits former Southern Conference foe Elon on Tuesday, while Wofford heads to No. 2 Kansas.

• The Paladins earned their first Associated Press national ranking in program history Monday, entering the AP poll at No. 25. Furman's ranking is the first for a SoCon program since Davidson was No. 22 in the Dec. 15, 2008, poll.

• Off to the best start in school history at 8-0, Furman owns a pair of wins over 2018 Final Four participants, including Loyola Chicago and defending national champion Villanova, which was ranked No. 8 at the time. The Paladins have won 15 of their last 16 games dating back to last season and 14 straight regular-season contests.

• Wofford's game at Kansas will be its fourth against a Power 5 opponent this season. The Terriers opened with No. 8 North Carolina on Nov. 6 and fell at Oklahoma on Nov. 18 before beating South Carolina on Nov. 26. Wofford, which was scheduled to play at Stanford on Nov. 16 but saw that game was canceled due to poor air quality as a result of the wild fires in that area, still has No. 22 Mississippi State looming on the schedule (Dec. 19).

• Wednesday's slate is highlighted by VMI visiting No. 15 Virginia Tech, while Western Carolina is also taking on a Power 5 opponent in NC State.

• The SoCon sports three teams in the top 10 of the CollegeInsider.com Mid-Major Top 25, making it the only league that make that claim. Furman is up one spot to No. 3, trailing just Gonzaga and Buffalo, who are Nos. 1 and 17 in the AP poll, respectively. Wofford is up two spots to No. 5 in the mid-major poll, while UNCG dropped one spot to No. 6 after its loss at AP No. 10 Kentucky on Saturday.

• League play opened for six squads on Saturday, with The Citadel, Furman and Wofford earning home wins. The Citadel's win was its first in a SoCon opener since the 2010-11 season.

• The SoCon boasts five teams in the top 100 of the NCAA's new daily NET rankings, its replacement for the RPI. As of Tuesday, Furman is No. 46, Wofford is 54, UNCG is 56, ETSU is 88 and The Citadel is 97.

• The Citadel's Zane Najdawi was announced as a Senior CLASS Award candidate on Friday. He is one of 30 male nominees nationally.

• Western Carolina's Carlos Dotson averaged 20.5 points and 15.0 rebounds in a pair of close losses last week. Dotson had 14 points and 16 rebounds as the Catamounts led Wake Forest 63-62 with 1:10 remaining on Nov. 27 but saw the Demon Deacons finish the game on a 9-1 run to take the 71-64 win. WCU then led Furman 66-62 with 38 seconds left in regulation before falling 90-88 in double overtime on Saturday. Dotson finished with 27 points and 14 boards in that contest.

For additional notes, see page 2

## CONFERENCE NEWS AND NOTES

• Eight of the SoCon's 10 teams sit above .500 so far this season. SoCon teams are a combined 36-5 at home so far this season.

• VMI sophomore guard Bubba Parham scored at least 30 points in four straight contests from Nov. 18-27, making him the first SoCon player to accomplish that feat since Davidson's Stephen Curry did so from Nov. 17-24, 2008.

• UNCG rolled to a 111-33 win over crosstown foe Greensboro College on Nov. 27, setting school records for victory margin (78) and consecutive home wins (13, dating back to last season). The Spartans opened the second half on a 34-0 run and allowed just 12 points after halftime.

• The Spartans led No. 10 Kentucky 40-37 at the half Saturday behind 19 first-half points from guard Francis Alonso. UNCG led by as many as five points and held a one-point lead midway through the second half before the Wildcats took control and pulled away for a 78-61 win.

• Furman is 3-0 in overtime this season, as it earned an 88-86 win over Gardner-Webb, a 76-68 win at No. 8 Villanova and a 90-88, 2OT win over Western Carolina.

• Furman senior forward Matt Rafferty is fourth in the SoCon in scoring (18.8 points per game), second in rebounding (9.5 per game), third in assists (4.4 per game) and fourth in steals (1.8 per game) and blocked shots (1.6 per game). There are only five other players in the league that even rank in the top 15 in just three of those categories and only one, Wofford's Cameron Jackson, that ranks in the top 15 in four, aside from Rafferty, who sits in the top five of all five.

• The Citadel ranks first in NCAA Division I in scoring offense (100.0 points per game) and made 3-pointers per game (15.0). The Bulldogs matched their school record with 23 3-pointers in a 112-87 win at High Point on Tuesday.

• ETSU shares the DI lead with 432 total rebounds and is second in rebounding margin with a differential of 15.1 per game. The Bucs pulled down 64 in Monday's 107-60 win over Reinhardt, the eighth-most in a game in SoCon history. Redshirt junior Jeromy Rodriguez, who had 13 in that contest, is second in DI with 12.0 rebounds per game.

• Furman's Jordan Lyons' 54 points against North Greenville on Nov. 13 were the most scored by a DI player since Jodie Meeks of Kentucky scored 54 in 2009.

• Wofford senior Fletcher Magee is the leading active scorer in the SoCon, as the shooting guard has 1,950 career points to his credit. Magee, who scored a school-record 751 points last season, needs just 349 to enter the SoCon's career top 10. Magee is also chasing Davidson great Stephen Curry for the SoCon's career 3-point record. With 384 to his credit, Magee trails Curry's record of 414 by just 30. He is just 13 from overtaking College of Charleston's Andrew Goudelock (396) for second. Magee is 24th in NCAA DI history, while Curry is ninth (in just three years) and Goudelock is 16th.

• Three SoCon teams – Mercer, UNCG and Wofford – earned postseason invites last season, giving the league multiple teams in postseason play for the 10th consecutive year. UNCG played in the NCAA Championship, while Mercer appeared in the CBI and Wofford played in the CollegenInsider.com Postseason Tournament.

## Preseason predictions

Defending regular-season and tournament champion UNCG was the preseason pick to win the league in 2018-19 among the league's 10 head coaches and media. Wofford's Fletcher Magee was the coaches' selection for preseason player of the year.

**Preseason Player of the Year**  
Fletcher Magee, Sr., G, Wofford

### Preseason All-Southern Conference Team

Zane Najdawi, Sr., F, The Citadel  
Tray Boyd III, Jr., G, ETSU  
Bo Hodges, So., G/F, ETSU  
Jeromy Rodriguez, R-Jr., F, ETSU  
Matt Rafferty, Sr., F, Furman  
Ross Cummings, Jr., G, Mercer  
Francis Alonso, Sr., G, UNCG  
James Dickey, Jr., F, UNCG  
Bubba Parham, So., G, VMI  
Cameron Jackson, Sr., F, Wofford  
Fletcher Magee, Sr., G, Wofford

### Coaches poll

Team (1st)	Total
1. UNCG (6)	78
2. Wofford (4)	74
3. ETSU	67
4. Furman	57
5. Mercer	48
6. The Citadel	38
7. Chattanooga	30
8. Samford	26
9. Western Carolina	20
10. VMI	12

### Media poll

Team (1st)	Total
1. UNCG (16)	231
2. Wofford (6)	214
3. ETSU (2)	198
4. Furman	169
5. Mercer	136
6. Chattanooga	103
7. The Citadel	96
8. Samford	69
9. Western Carolina	59
10. VMI	45

## NET RANKINGS (AS OF DEC. 4)

The NCAA Evaluation Tool (NET) replaces the RPI this season and relies on game results, strength of schedule, game location, scoring margin, net offensive and defensive efficiency, and the quality of wins and losses to aid the NCAA in evaluating programs throughout the season. New rankings are released daily.

SoCon team	NET ranking
Furman	46
Wofford	54
UNCG	56
ETSU	88
The Citadel	97
Samford	118
Mercer	145
Western Carolina	281
Chattanooga	297
VMI	308

## SoCon COACHING RECORDS

Coach, school	Career (yrs.)	School (yrs.)	SoCon (yrs.)
Duggar Baucom, The Citadel	227-244 (16th)	39-66 (4th)	20-53 (5th)
Steve Forbes, ETSU	249-92 (11th)	83-32 (4th)	42-13 (4th)
Bob Richey, Furman	31-11 (2nd)	Same	14-5 (2nd)
Bob Hoffman, Mercer	513-304 (25th)	202-149 (11th)	40-33 (5th)
Wes Miller, UNCG	119-112 (8th)	Same	68-53 (8th)
Scott Padgett, Samford	64-78 (5th)	Same	24-48 (5th)
Lamont Paris, Chattanooga	14-28 (2nd)	Same	3-15 (2nd)
Dan Earl, VMI	29-70 (4th)	Same	11-43 (4th)
Mark Prosser, Western Carolina	7-30 (2nd)	2-7 (1st)	0-1 (1st)
Mike Young, Wofford	275-241 (17th)	Same	158-124 (17th)

## SoCon PLAYERS OF THE WEEK

Nov. 13	Josh Sharkey, Jr., G, SAM
Nov. 20	Jordan Lyons, Jr., G, FUR
Nov. 27	Low Stallworth, Gr., G, CIT
Dec. 4	Low Stallworth, Gr., G, CIT
Dec. 11	
Dec. 18	
Dec. 24	
Jan. 1	
Jan. 8	
Jan. 15	
Jan. 22	
Jan. 29	
Feb. 5	
Feb. 12	
Feb. 19	
Feb. 26	

## SoCon PLAYERS OF THE MONTH

November	
December	
January	
February	

## NATIONAL/REGIONAL RECOGNITION

**Jerry West Shooting Guard of the Year Award**  
**Watch list**  
Fletcher Magee, Wofford, Sr., G

**Lou Henson Award (top DI mid-major player)**  
**Watch list**  
Matt Rafferty, Furman, Sr., F  
Francis Alonso, UNCG, Sr., G  
James Dickey, UNCG, Jr., F  
Cameron Jackson, Wofford, R-Sr., F  
Fletcher Magee, Wofford, Sr., G

**Kareem Abdul-Jabbar Award Watch List**  
James Dickey, UNCG, Jr., F

**Senior CLASS Award candidate**  
Zane Najdawi, The Citadel, Sr., F

**Andy Katz National Player of the Week**  
Jordan Lyons, Furman, Jr., G

Nov. 19, 2018

## COLLEGEINSIDER.COM MID-MAJOR TOP 25 (MORE DETAILS TO RIGHT -->)

School (1st-place)	PS	N12	N19	N26	D3	D10
Gonzaga (31)	1	1	1	1	1	1
Buffalo	2	2	2	2	2	2
<b>Furman</b>	-	<b>20</b>	<b>6</b>	<b>4</b>	<b>3</b>	<b>3</b>
Belmont	17	10	5	3	4	4
<b>Wofford</b>	<b>8</b>	<b>5</b>	<b>9</b>	<b>7</b>	<b>5</b>	<b>5</b>
<b>UNC Greensboro</b>	<b>20</b>	<b>19</b>	<b>13</b>	<b>5</b>	<b>6</b>	<b>6</b>
Lipscomb	22	22	18	8	7	7
South Dakota State	5	3	7	10	8	8
Toledo	13	13	-	16	9	9
Loyola Chicago	3	8	8	9	10	10
Loyola Marymount	-	-	22	14	11	11
Murray State	18	16	10	11	12	12
Charleston	-	24	25	24	13	13
Stony Brook	-	-	-	25	14	14
BYU	4	4	3	6	15	15
Radford	-	-	-	-	16	16
Montana	16	14	19	13	17	17
UC Irvine	24	23	15	17	18	18
Louisiana	11	12	23	23	19	19
Illinois State	14	17	14	19	20	20
Georgia Southern	-	-	17	12	21	21
San Francisco	-	-	-	21	22	22
Northern Kentucky	-	-	24	-	23	23
Liberty	-	-	-	-	24	24
New Mexico State	-	-	-	-	25	25
Saint Mary's	9	7	4	15	-	-
Bradley	-	-	-	18	-	-
Georgia State	12	15	16	20	-	-
Harvard	7	11	12	22	-	-
Northeastern	6	6	11	-	-	-
Southern Illinois	10	9	20	-	-	-
Penn	23	18	21	-	-	-
Stephen F. Austin	19	21	-	-	-	-
Yale	25	25	-	-	-	-
Rider	15	-	-	-	-	-
Wright State	21	-	-	-	-	-

## ASSOCIATED PRESS TOP 25

School (1st-place)	PS	N12	N19	N26	D3	D10
Gonzaga	3	3	3	1	1	1
Kansas	1	2	2	2	2	2
Duke	4	1	1	3	3	3
Virginia	5	4	4	4	4	4
Michigan	19	18	9	7	5	5
Nevada	7	6	6	5	6	6
Tennessee	6	5	5	6	7	7
Auburn	11	9	8	8	8	8
Kentucky	2	10	10	10	9	9
Michigan State	10	11	11	9	10	10
Florida State	17	14	14	15	11	11
Wisconsin	-	-	25	22	12	12
Texas Tech	-	-	-	20	13	13
North Carolina	8	7	7	11	14	14
Virginia Tech	15	16	13	13	15	15
Kansas State	12	12	12	12	16	16
Buffalo	-	25	22	21	17	17
Iowa	-	-	20	14	18	18
Ohio State	-	-	23	16	19	19
Arizona State	-	-	-	-	20	20
Villanova	9	8	-	23	21	21
Mississippi State	18	17	15	25	22	22
Maryland	-	-	-	24	23	23
Nebraska	-	-	-	-	24	24
<b>Furman</b>	-	-	-	-	<b>25</b>	<b>25</b>
Texas	-	-	-	17	-	-
Oregon	14	13	21	18	-	-
Purdue	24	23	24	19	-	-
Clemson	22	19	16	-	-	-
UCLA	21	20	17	-	-	-
TCU	20	21	18	-	-	-
LSU	23	22	19	-	-	-
Syracuse	16	15	-	-	-	-
Marquette	-	24	-	-	-	-
West Virginia	13	-	-	-	-	-
Washington	25	-	-	-	-	-

## MID-MAJOR TOP 25 (DEC. 3)

The Southern Conference has three teams ranked in the CollegeInsider.com Mid-Major Top 25, with two more receiving votes. Furman, which entered the AP Top 25 this week, is up one spot to third.

### CollegeInsider.com Mid-Major Top 25

Rank	School (1st-place)	Record	Pts.	LW	Conf.
1.	Gonzaga (31)	8-0	775	1	West Coast
2.	Buffalo	7-0	743	2	Mid-American
<b>3.</b>	<b>Furman</b>	<b>8-0</b>	<b>670</b>	<b>4</b>	<b>Southern</b>
4.	Belmont	6-1	603	3	Ohio Valley
<b>5.</b>	<b>Wofford</b>	<b>6-2</b>	<b>592</b>	<b>7</b>	<b>Southern</b>
<b>6.</b>	<b>UNC Greensboro</b>	<b>7-2</b>	<b>584</b>	<b>5</b>	<b>Southern</b>
7.	Lipscomb	6-1	557	8	Atlantic Sun
8.	South Dakota State	7-2	521	10	Summit
9.	Toledo	7-1	492	16	Mid-American
10.	Loyola Chicago	5-3	468	9	Missouri Valley
11.	Loyola Marymount	8-1	426	14	West Coast
12.	Murray State	4-1	398	11	Ohio Valley
13.	Charleston	7-2	305	24	Colonial
14.	Stony Brook	7-1	297	25	America East
15.	BYU	5-4	263	6	West Coast
16.	Radford	6-1	261	NR	Big South
17.	Montana	4-2	244	13	Big Sky
18.	UC Irvine	7-2	232	17	Big West
19.	Louisiana	5-3	209	23	Sun Belt
20.	Illinois State	6-3	197	19	Missouri Valley
21.	Georgia Southern	5-2	181	12	Sun Belt
22.	San Francisco	7-1	123	21	West Coast
23.	Northern Kentucky	8-1	92	NR	Horizon
24.	Liberty	7-1	80	NR	Atlantic Sun
25.	New Mexico State	6-1	77	NR	WAC

**Others receiving votes:** Saint Mary's 76, Kent State 75, Georgia State 60, Southern Illinois 52, Northeastern 48, Penn 47, Bradley 46, Yale 45, Harvard 38, **Samford 37**, San Diego 30, Vermont 25, Indiana State 20, Ball State 14, Rider 14, Eastern Michigan 13, Stephen F. Austin 8, Howard 8, Weber State 5, Wright State 5, Green Bay 4, Texas State 3, UC Santa Barbara 3, Drake 2, Seattle 2, Abilene Christian 1, Northern Colorado 1, Ohio 1, UMass Lowell 1.

## THE SOCON VS. RANKED TEAMS

Furman's win at No. 8 Villanova on Nov. 17 was the SoCon's second road victory over a top-10 opponent in as many seasons, as Wofford downed then-No. 5 North Carolina in 2017. Coincidentally, Villanova and North Carolina were both defending national champions.

### Southern Conference ranked wins since 1997-98

SoCon	Opp.	Score	Date
Furman	#8 Villanova	76-68 (OT)	11/17/18
Wofford	#5 North Carolina	79-75	12/20/17
Col. of Charleston	#21 Baylor	63-59	11/24/12
Davidson	#12 Kansas	80-74	12/19/11
Col. of Charleston	#9 North Carolina	82-79 (OT)	1/4/10
#23 Davidson	#24 Gonzaga	82-76	3/21/08
#23 Davidson	#8 Georgetown	74-70	3/23/08
#23 Davidson	#6 Wisconsin	73-56	3/28/08
Col. of Charleston	#3 North Carolina	66-64	12/5/98



## ACTIVE SoCON CAREER LEADERS - (SoCON CAREER RANK)

### Points scored

1,950	Fletcher Magee, Wofford, Sr.
1,684	Francis Alonso, UNCG, Sr.
1,301	Zane Najdawi, The Citadel, Sr.
997	Cameron Jackson, Wofford, R-Sr.
921	Matt Frierson, The Citadel, Sr.

### Points scored per game (min. 800 points)

18.22	Fletcher Magee, Wofford, Sr.
14.90	Francis Alonso, UNCG, Sr.
12.51	Zane Najdawi, The Citadel, Sr.
10.03	Matt Rafferty, Furman, Sr.
8.98	Cameron Jackson, Wofford, R-Sr.

### Field-goal percentage (min. 240 made)

.587	Cameron Jackson, Wofford, R-Sr.
.561	Matt Rafferty, Furman, Sr.
.482	Zane Najdawi, The Citadel, Sr.
.458	Fletcher Magee, Wofford, Sr.
.449	Marc Gosselin, Western Carolina, Sr.

### 3-point field goals made

384	Fletcher Magee, Wofford, Sr.	(3)
327	Francis Alonso, UNCG, Sr.	(5)
261	Matt Frierson, The Citadel, Sr.	
169	Quayson Williams, The Citadel, Sr.	
148	Nathan Hoover, Wofford, Jr.	

### 3-point field-goal percentage (min. 120 made)

.437	Fletcher Magee, Wofford, Sr.	(8)
.424	Francis Alonso, UNCG, Sr.	
.419	Andrew Brown, Furman, Sr.	
.398	Nathan Hoover, Wofford, Jr.	
.384	Demetrius Troy, UNCG, Sr.	

### Free-throw percentage (min. 110 made)

.912	Fletcher Magee, Wofford, Sr.	(1)
.869	Francis Alonso, UNCG, Sr.	(6)
.793	Bubba Parham, VMI, So.	
.783	Zane Najdawi, The Citadel, Sr.	
.745	Josh Sharkey, Samford, Jr.	

### Rebounds

629	Matt Rafferty, Furman, Sr.
594	Marc Gosselin, Western Carolina, Sr.
592	James Dickey, UNCG, Jr.
559	Zane Najdawi, The Citadel, Sr.
515	Cameron Jackson, Wofford, R-Sr.

### Rebounds per game (min. 280 rebounds)

7.79	James Dickey, UNCG, Jr.
6.91	Matt Rafferty, Furman, Sr.
5.66	Marc Gosselin, Western Carolina, Sr.
5.38	Zane Najdawi, The Citadel, Sr.
5.11	Kaelon Harris, The Citadel, Jr.

### Blocked shots

157	Zane Najdawi, The Citadel, Sr.
133	James Dickey, UNCG, Jr.
97	Cameron Jackson, Wofford, R-Sr.
75	Matt Rafferty, Furman, Sr.
45	Marc Gosselin, Western Carolina, Sr.

### Steals

144	Josh Sharkey, Samford, Jr.
130	Cameron Jackson, Wofford, R-Sr.
127	Demetrius Troy, UNCG, Sr.
116	Matt Rafferty, Furman, Sr.
109	Quayson Williams, The Citadel, Sr.

### Assists

361	Josh Sharkey, Samford, Jr.
345	Demetrius Troy, UNCG, Sr.
262	Francis Alonso, UNCG, Sr.
205	Matt Rafferty, Furman, Sr.
173	Fletcher Magee, Wofford, Sr.

### Assists per game (min. 150 assists)

4.81	Josh Sharkey, Samford, Jr.
4.00	Storm Murphy, Wofford, So.
3.25	Demetrius Troy, UNCG, Sr.
2.32	Francis Alonso, UNCG, Sr.
2.25	Matt Rafferty, Furman, Sr.

## SoCON RECORD BOOK

### INDIVIDUAL

#### Coaching victories at SoCon school

1.	447	Bob McKillop, DAV	1992-2014
2.	<b>275</b>	<b>Mike Young, WOF</b>	<b>2002-present</b>
3.	243	Mack McCarthy, UTC	1985-97
	243	Burton Shipley, MD	1923-47
5.	230	Bill Reinhart, GW	1935-42; 49-66

#### Coaching wins per season (min. two seasons)

Avg. Wins		Yrs.	
1.	26.7	187	7
2.	26.0	52	2
3.	<b>25.3</b>	<b>76*</b>	<b>3</b>
4.	24.3	146	6
5.	23.8	95	4

\* Entering 2018-19 season

#### 3-point field goals made

Game	
1.	15
15	<b>Jordan Lyons, FUR*</b>
3.	11
11	Elton Nesbitt, GSU vs. UTC
11	Fletcher Magee, WOF at UTC
5.	10
10	Nine times. This season:
	<b>Matt Frierson, CIT vs. Johnson</b>
	<b>Bubba Parham, VMI at Kentucky</b>

#### Career

1.	414	Stephen Curry, DAV	2006-09
2.	396	Andrew Goudelock, CofC	2007-11
3.	<b>384</b>	<b>Fletcher Magee, WOF</b>	<b>2015-pr.</b>
4.	358	Donald Sims, APP	2007-11
5.	<b>327</b>	<b>Francis Alonso, UNCG</b>	<b>2015-pr.</b>
6.	312	Karl Cochran, WOF	2011-15
7.	299	Ian Chadwick, WOF	1997-01
8.	295	Zach Urbanus, CIT	2007-11
9.	278	Jake Robinson, WCU	2006-10
10.	273	Eric Webb, FUR	2004-07
	<b>261</b>	<b>Matt Frierson, CIT</b>	<b>2015-pr.</b>

#### 3-point field goals attempts

Game	
1.	34
34	<b>Jordan Lyons, FUR*</b>
2.	25
25	Keith Veney, Marshall

\* NCAA record

### 3-point percentage (min. 120 made)

Career	
Pct.	3FG-3FGA
1.	49.3
2.	45.2
3.	45.1
4.	44.7
5.	44.5
6.	44.0
7.	44.0
8.	<b>43.7</b>
9.	43.4
10.	43.2

### Free-throw percentage (min. 200 made)

Career	
Pct.	FT-FTA
1.	<b>91.2</b>
2.	89.3
3.	89.2
4.	88.9
5.	87.6
6.	<b>86.9</b>
7.	86.6
8.	86.4
9.	86.3
10.	86.3

### TEAM

#### Scoring

Game	
1.	154
2.	149
3.	<b>148</b>
4.	146
5.	144
6.	141
7.	137
137	<b>The Citadel vs. Johnson</b>
9.	133
133	Western Carolina vs. Toccoa Falls
	133
	VMI vs. Mid-Atlantic Christian

#### Field goals made

Game	
1.	63
2.	61
3.	61
4.	<b>57</b>

### Field-goal attempts

Game	
1.	116
2.	102
3.	106
4.	105
5.	104
6.	98
98	Western Carolina vs. Toccoa Falls
<b>98</b>	<b>The Citadel vs. Mid-Atlantic Christian</b>

### 3-point field goals made

Game	
1.	24
2.	<b>23</b>
23	<b>The Citadel vs. High Point</b>
4.	22
5.	21
21	VMI vs. Johnson
21	The Citadel vs. Ogelthorpe
21	<b>Furman vs. North Greenville</b>

### 3-point field-goal attempts

Game	
1.	57
2.	55
3.	<b>51</b>
4.	52
5.	50
50	The Citadel vs. Johnson
50	The Citadel vs. UMBC
<b>49</b>	<b>Furman vs. North Greenville</b>
9.	48
48	The Citadel vs. Truett McConnell
48	The Citadel at Western Carolina
<b>48</b>	<b>The Citadel vs. Johnson</b>

### Rebounds

Game	
1.	78
2.	76
3.	70
4.	68
5.	67
67	The Citadel vs. Johnson
7.	65
65	Ga. Southern vs. UC Davis
<b>64</b>	<b>ETSU vs. Reinhardt</b>
9.	63
63	ETSU vs. UVA-Wise

## SPECIALTY STATS LEADERS

50-point games	Ovr.	SoCon
Jordan Lyons, FUR.....	1	0

40-point games	Ovr.	SoCon
Jordan Lyons, FUR.....	1	0

30-point games	Ovr.	SoCon
Bubba Parham, VMI.....	4	0
Matt Frierson, CIT.....	1	0
Jordan Lyons, FUR.....	1	0
Ross Cummings, MER.....	1	0
Kyrin Galloway, UNCG.....	1	0
Kameron Gibson, WCU.....	1	0
Nathan Hoover, WOF.....	1	0

20-point games	Ovr.	SoCon
Bubba Parham, VMI.....	5	0
Matt Rafferty, FUR.....	4	1
Francis Alonso, UNCG.....	4	0
Kaiden Rice, CIT.....	3	0
Lew Stallworth, CIT.....	3	0
Jordan Lyons, FUR.....	3	1
Josh Starkey, SAM.....	3	0
Matt Frierson, CIT.....	2	0
Tray Boyd III, ETSU.....	2	0
Ross Cummings, MER.....	2	1
Ruben Guerrero, SAM.....	2	0
Kevin Easley, UTC.....	2	0
Carlos Dotson, WCU.....	2	1
Fletcher Magee, WOF.....	2	1
Alex Reed, CIT.....	1	0
Clay Mounce, FUR.....	1	0
Djordje Dimitrijevic, MER.....	1	0
Kyrin Galloway, UNCG.....	1	0
Kaleb Hunter, UNCG.....	1	0
Brandon Austin, SAM.....	1	0
Myron Gordon, SAM.....	1	0
Kevon Nolan, SAM.....	1	0
Jerry Johnson Jr., UTC.....	1	0
Jake Stephens, VMI.....	1	0
Kameron Gibson, WCU.....	1	0
Matt Halvorsen, WCU.....	1	0
Nathan Hoover, WOF.....	1	0
Cameron Jackson, WOF.....	1	0

15-rebound games	Ovr.	SoCon
Jeremy Rodriguez, ETSU.....	2	0
Matt Rafferty, FUR.....	2	1
Ruben Guerrero, SAM.....	1	0
Thomas Smallwood, UTC.....	1	0
Carlos Dotson, WCU.....	1	0

10-rebound games	Ovr.	SoCon
Jeremy Rodriguez, ETSU.....	8	0
Mladen Armus, ETSU.....	4	0
Matt Rafferty, FUR.....	4	1
Carlos Dotson, WCU.....	4	1
James Dickey, UNCG.....	3	0
Robert Allen, SAM.....	3	0
Tyler Creammer, VMI.....	3	0
Ruben Guerrero, SAM.....	2	0
Marc Gosselin, WCU.....	2	1
Keve Aluma, WOF.....	2	1
Cameron Jackson, WOF.....	2	0
Kaelon Harris, CIT.....	1	0
Hayden Brown, CIT.....	1	0
Alex Reed, CIT.....	1	0
Lew Stallworth, CIT.....	1	0
D'Andre Bernard, ETSU.....	1	0
Octavion Corley, ETSU.....	1	0
Clay Mounce, FUR.....	1	0
Fardaws Aimaq, MER.....	1	0
Ethan Stair, MER.....	1	1
Thomas Smallwood, UTC.....	1	0
Garrett Gilkeson, VMI.....	1	0

15-assist games	Ovr.	SoCon
-----------------	------	-------

10-assist games	Ovr.	SoCon
Lew Stallworth, CIT.....	2	0
Josh Starkey, SAM.....	2	0
Quayson Williams, CIT.....	1	0
Alex Hunter, FUR.....	1	1
Greg Parham, VMI.....	1	0

5-block games	Ovr.	SoCon
Zane Najdawi, CIT.....	1	0
Octavion Corley, ETSU.....	1	0

Double-doubles	Ovr.	SoCon
Jeremy Rodriguez, ETSU.....	5	0
Matt Rafferty, FUR.....	4	1
Carlos Dotson, WCU.....	4	1
Lew Stallworth, CIT.....	3	1
Ruben Guerrero, SAM.....	2	0
Josh Starkey, SAM*.....	2	0
Cameron Jackson, WOF.....	2	0
Hayden Brown, CIT.....	1	0
Mladen Armus, ETSU.....	1	0
Alex Hunter, FUR*.....	1	1
Clay Mounce, FUR.....	1	1
Ethan Stair, MER.....	1	1
James Dickey, UNCG.....	1	0
Robert Allen, SAM.....	1	0
Thomas Smallwood, UTC.....	1	0
Tyler Creammer, VMI.....	1	0
Garrett Gilkeson, VMI.....	1	0
Greg Parham, VMI*.....	1	0
Marc Gosselin, WCU.....	1	0

20/15 games	Ovr.	SoCon
Ruben Guerrero, SAM.....	1	0

20/10 games	Ovr.	SoCon
Matt Rafferty, FUR.....	2	0
Ruben Guerrero, SAM.....	2	0
Josh Starkey, SAM*.....	1	0
Carlos Dotson, WCU.....	1	1

^ 2 nonconference dbl-dbls were points/assists  
\* points/assists

## SoCon 3-POINT PROWESS

• Three league players have hit at least 10 3-pointers in a game this season, highlighted by Furman's Jordan Lyons matching the SoCon and NCAA Division I records with 15 against North Greenville on Nov. 13. The Citadel's Matt Frierson hit a school-record 10 in a win over Johnson University on Nov. 14 and VMI's Bubba Parham hit a school-record 10 in a loss at No. 10 Kentucky on Nov. 18. The Keydets hit 19 3s in the contest, the most ever against Kentucky and a Rupp Arena record.

• The Citadel has hit 23 3-pointers twice this season, falling one shy of the SoCon record both times. The Bulldogs set their school record with 23 against Mid-Atlantic Christian on Nov. 12 and matched it against High Point on Nov. 27.

• The Citadel leads NCAA Division I with 15.0 made 3-pointers per game this season, 1.6 per game better than No. 2 Dartmouth. The Bulldogs finished last season averaging 12.1 made 3-pointers per game, which was second in DI. Wofford finished fifth in 3-point percentage at 41.3.

• Wofford's Fletcher Magee is eighth in SoCon annals with a career 3-point percentage of 43.7 (see chart on page 3).

• Magee has 384 career 3s, good for third in SoCon history (see chart on page 3), and UNCG's Francis Alonso (327) is fifth. Magee is currently 12 back of second-place Andrew Goudelock of College of Charleston (2007-11), while Alonso is 31 back of fourth-place Donald Sims of Appalachian State (2007-11).

• Five SoCon student-athletes have active streaks of at least 10 games with a made 3-pointer. Magee leads the way with at least one made 3 in 60 consecutive games and has made at least one in 103 of his 107 career games.

### Consecutive games with a 3-pointer

Player, school	'18-19	'17-18	'16-17	Total
Fletcher Magee, Wofford	8	34	18	60
Matt Frierson, The Citadel	8	32	6	46
Francis Alonso, UNCG	9	33	x	42
Jordan Lyons, FUR	8	2	x	10
Austin Vereen, VMI*		10	x	10

\* has yet to play this season

• With 148 made 3s last season, Magee finished second on the SoCon's single-season chart, trailing only Stephen Curry's NCAA-record 162 in 2007-08 in SoCon history. Magee's total was fifth in a season in NCAA Division I history.

Frierson was 10th in SoCon history with 114, while Alonso tied for 12th place, just three 3-pointers behind him.

### Single-season 3-pointers, SoCon history

162	Stephen Curry, Davidson	2007-08
<b>148</b>	<b>Fletcher Magee, Wofford</b>	<b>2017-18</b>
135	Stephen McDowell, Chattanooga	2008-09
131	Andrew Goudelock, Col. of Charleston	2010-11
130	Keith Veney, Marshall	1996-97
130	Stephen Curry, Davidson	2008-09
123	Donald Sims, Appalachian State	2009-10
122	Stephen Curry, Davidson	2006-07
118	Keddrick Mays, Chattanooga	2006-07
<b>114</b>	<b>Matt Frierson, The Citadel</b>	<b>2017-18</b>
112	Fletcher Magee, Wofford	2016-17
111	Keith Veney, Marshall	1995-96
<b>111</b>	<b>Francis Alonso, UNCG</b>	<b>2017-18</b>

### Single-season 3-pointers, NCAA history

162	Stephen Curry, Davidson	2007-08
158	Darrin Fitzgerald, Butler	1986-87
155	Akeem Richmond, East Carolina	2013-14
152	Freddie Banks, UNLV	1986-87
<b>148</b>	<b>Fletcher Magee, Wofford</b>	<b>2017-18</b>

# SoCON vs. OTHER CONFERENCES

## American Athletic (1-1)

11/14 SMU 98, Western Carolina 65  
11/24 The Citadel 84, South Florida 81

## Atlantic Coast (0-5)

11/6 #22 Clemson 100, The Citadel 80  
11/6 #8 North Carolina 78, Wofford 67  
11/9 Pittsburgh 94, VMI 55  
11/24 NC State 78, Mercer 74  
11/27 Wake Forest 71, Western Carolina 64  
12/5 VMI at #15 Virginia Tech, 7 p.m.  
12/5 Western Carolina at NC State, 7 p.m.

## Atlantic Sun (4-1)

11/6 Samford 91, North Alabama 74  
11/12 Samford 74, Kennesaw State 60  
11/18 Jacksonville 74, Chattanooga 66  
(Mobile, Ala.)  
11/23 VMI 87, Stetson 79 (OT)  
11/24 Western Carolina 77, Jacksonville 65  
12/15 North Alabama at UNCG, 5 p.m.  
12/21 North Alabama at VMI, 7 p.m.

## Big 12 (0-2)

11/16 Texas 97, The Citadel 69  
11/18 Oklahoma 75, Wofford 64  
12/4 Wofford at #2 Kansas, 8 p.m.

## Big East (1-1)

11/11 Creighton 75, ETSU 69  
11/17 Furman 76, No. 8 Villanova 68 (OT)

## Big South (6-1)

11/10 Wofford 68, High Point 60  
11/13 Furman 88, Gardner-Webb 86 (OT)  
11/14 VMI 78, USC Upstate 72  
11/17 ETSU 76, Winthrop 74  
11/25 Furman 65, UNC Asheville 51  
11/27 The Citadel 112, High Point 87  
12/1 Longwood 65, VMI 45  
12/8 Furman at USC Upstate, 2 p.m.  
12/8 Western Carolina at UNC Asheville, 5:30 p.m.  
12/11 Charleston Southern at Furman, 7 p.m.  
12/12 VMI at Presbyterian, 7:30 p.m.  
12/15 Western Carolina at High Point, 7 p.m.  
12/15 UNC Asheville at Wofford, 7 p.m.  
12/18 The Citadel at Campbell, 7 p.m.  
12/18 Radford at UNCG, 7 p.m.  
12/29 Longwood at The Citadel, 1 p.m.

## Big Ten (0-2)

11/20 #23 Ohio State 68, Samford 50  
11/23 #8 Michigan 83, Chattanooga 54  
12/15 ETSU at Illinois, 2 p.m.  
12/18 Western Carolina at Iowa, 9 p.m.

## Colonial (3-1)

11/10 Coll. of Charleston 77, Western Carolina 74  
11/13 UNCG 82, UNCW 61  
11/20 The Citadel 91, James Madison 82 (OT)  
11/23 UNCG 84, Delaware 65  
12/4 Furman at Elon, 7 p.m.  
12/7 UNCG at Elon, 7 p.m.  
12/15 UNCW at Furman, 4 p.m.  
12/21 UNCW at Mercer, 7 p.m.

## Conference USA (2-2)

11/6 Chattanooga 80, Charlotte 69  
11/6 UAB 75, Mercer 67  
11/21 Southern Miss 68, Western Carolina 63  
(Cancun, Mexico)  
11/24 UNCG 80, Louisiana Tech 73  
(Newark, Del.)  
12/5 Mercer at Florida Atlantic, 7 p.m.

## Horizon (1-1)

11/7 Wright State 96, Western Carolina 73  
11/18 Samford 73, Cleveland State 60

## Ivy (0-0)

12/29 Mercer vs. Harvard, 1:30 p.m.  
(Atlanta, Ga.)

## Mid-American (0-0)

12/21 Western Carolina at Bowling Green, 1 p.m.

## Mid-Eastern Athletic (4-0)

11/6 UNCG 74, North Carolina A&T 66  
11/20 Mercer 80, Maryland Eastern Shore 42  
11/21 Wofford 98, Coppin State 65  
11/25 Samford 77, South Carolina State 60  
12/12 Coppin State at UNCG, 7 p.m.

## Missouri Valley (1-0)

11/9 Furman 60, Loyola Chicago 58

## Mountain West (0-0)

12/21 ETSU vs. Wyoming, 9 p.m.  
(El Paso, Texas)

## Non-Division I (20-0)

11/6 Furman 102, Bob Jones 48  
11/6 VMI 89, Washington College 56  
11/8 ETSU 109, Hiwassee 44  
11/9 Mercer 105, Piedmont 52  
11/11 VMI 98, Goucher 34  
11/12 The Citadel 148, Mid-Atlantic Christian 75  
11/13 Chattanooga 92, Cumberland 61  
11/13 Wofford 95, Carver 34  
11/14 The Citadel 137, Johnson 60  
11/14 Samford 66, Miles College 57  
11/15 Furman 107, North Greenville 67  
11/16 UNCG 105, Johnson & Wales 57  
11/17 Western Carolina 94, Hiwassee 55  
11/20 VMI 106, Kentucky Christian 80  
11/21 Furman 74, Southern Wesleyan 57  
11/23 Wofford 97, Mars Hill 46  
11/27 Mercer 90, Brewton-Parker 65  
11/27 UNCG 111, Greensboro College 33  
11/27 Chattanooga 95, Hiwassee 62  
12/3 ETSU 107, Reinhardt 60  
12/5 Johnson & Wales at The Citadel, 7 p.m.  
12/6 Kentucky Christian at Wofford, 7 p.m.  
12/21 Bryan at Chattanooga, 12 p.m.

## Ohio Valley (3-4)

11/9 Samford 92, Jacksonville State 72  
11/10 Eastern Kentucky 81, Chattanooga 78  
11/16 Mercer 77, UT Martin 60  
11/17 Southeast Missouri 63, Chattanooga 42  
(Mobile, Ala.)  
11/20 Jacksonville State 84, Western Carolina 53  
(Cancun, Mexico)  
11/29 Belmont 99, Samford 93 (OT)  
12/1 Chattanooga 71, Tennessee Tech 60  
12/8 UT Martin at ETSU, 4 p.m.  
12/13 Morehead State at Samford, 7:30 p.m.  
12/15 Southeast Missouri at The Citadel, 1 p.m.  
12/18 Chattanooga at UT Martin, 8:30 p.m.

## Pac-12 (0-0)

11/16 Wofford at Stanford, canc.

## Patriot (0-1)

11/27 American 74, VMI 64

American Athletic.....	1-1
Atlantic Coast.....	0-5
Atlantic Sun .....	4-1
Big 12 .....	0-2
Big East.....	1-1
Big South .....	6-1
Big Ten .....	0-2
Colonial .....	3-1
Conference USA .....	2-2
Horizon.....	1-1
Independent .....	0-0
Ivy.....	0-0
Mid-American .....	0-0
Mid-Eastern Athletic.....	4-0
Missouri Valley .....	1-0
Mountain West .....	0-0
Non-Division I .....	20-0
Ohio Valley .....	3-4
Pac-12 .....	0-0
Patriot .....	0-1
Southeastern.....	1-3
Southland.....	1-0
Southwestern Athletic.....	1-0
Summit.....	2-0
Sun Belt .....	1-3
Western Athletic .....	1-0

<b>Total .....</b>	<b>53-28</b>
Home .....	36-5
Away.....	16-19
Neutral.....	1-4
vs. Top 25 .....	1-6

## Southeastern (1-3)

11/9 #23 LSU 97, UNCG 91  
11/18 #10 Kentucky 92, VMI 82  
11/26 Wofford 81, South Carolina 61  
12/1 #9 Kentucky 78, UNCG 61  
12/16 Chattanooga at Mississippi, 6 p.m.  
12/18 Mercer at Florida, 8 p.m.  
12/19 Samford at Tennessee, 7 p.m.  
12/19 Wofford at Mississippi State, 8 p.m.  
12/21 Furman at LSU, 8 p.m.

## Southland (1-0)

11/20 ETSU 77, Sam Houston State 63  
12/17 Houston Baptist at Samford, 7:30 p.m.

## Southwestern Athletic (1-0)

11/19 UNCG 74, Prairie View A&M 66  
12/9 Samford at Alabama A&M, 5 p.m.

## Summit (2-0)

11/23 Samford 74, Purdue Fort Wayne 66  
11/24 ETSU 79, North Dakota State 61

## Sun Belt (1-3)

11/6 Georgia State 74, ETSU 88  
11/13 Georgia State 62, Mercer 60  
11/16 South Alabama 73, Chattanooga 54  
11/27 ETSU 69, Georgia Southern 64  
12/8 Georgia Southern at Mercer, 4 p.m.  
12/9 Coastal Carolina at Wofford, 2 p.m.  
12/12 Chattanooga at Georgia State, 7 p.m.

## Western Athletic (1-0)

11/19 ETSU 86, Chicago State 61


## TBD

12/22 ETSU vs. Norfolk State/UTEP, 9/11:30 p.m.  
(El Paso, Texas)

Home teams underlined All times Eastern




# 2018-19 SoCon BASKETBALL SCHEDULES (ALL TIMES EASTERN)



## The Citadel (6-2, 1-0 SoCon)

N6	at No. 22 Clemson (ACC Network Extra)	L, 80-100
N12	MID-ATLANTIC CHRISTIAN# (ESPN+)	W, 148-75
N14	JOHNSON UNIVERSITY# (ESPN3)	W, 137-60
N16	at Texas# (Longhorn Network)	L, 69-97
N20	at James Madison (Madison)	W, 91-82 (OT)
N24	at South Florida (ESPN3)	W, 84-81
N27	HIGH POINT (ESPN+)	W, 112-87
D1	*MERCER (ESPN+)	W, 79-69
D5	JOHNSON & WALES (ESPN3)	7 p.m.
D15	SOUTHEAST MISSOURI (ESPN+)	1 p.m.
D18	at Campbell (ESPN+)	7 p.m.
D29	LONGWOOD (ESPN3)	1 p.m.
J3	*at Wofford (ESPN+)	7 p.m.
J5	*at Furman (ESPN3)	4 p.m.
J10	*ETSU (ESPN+)	7 p.m.
J12	*WESTERN CAROLINA (ESPN+)	1 p.m.
J17	*at Samford (ESPN+)	8 p.m.
J19	*at Chattanooga (ESPN3)	4:30 p.m.
J24	*at UNCG (ESPN+)	7 p.m.
J26	*VMI (ESPN+)	1 p.m.
J31	*FURMAN (ESPN+)	7 p.m.
F2	*WOFFORD (ESPN3)	1 p.m.
F9	*at Mercer (ESPN3)	4 p.m.
F14	*at ETSU (ESPN3)	7 p.m.
F16	*at Western Carolina (ESPN+)	2 p.m.
F21	*CHATTANOOGA (ESPN3)	7 p.m.
F23	*SAMFORD (ESPN3)	1 p.m.
F28	*UNCG (ESPN+)	11:30 a.m.
M2	*at VMI (ESPN+)	1 p.m.
M8-11 at SoCon Championship (Asheville, N.C.)		


\* - Southern Conference game  
# - Continental Tire Las Vegas Invitational (campus sites)



## ETSU (7-3, 0-1 SoCon)

N6	at Georgia State# (ESPN+)	L, 68-74
N8	HIWASSEE (ESPN+)	W, 109-44
N11	at Creighton# (FS1)	L, 69-75
N17	at Winthrop (ESPN+)	W, 76-74
N19	CHICAGO STATE# (ESPN+)	W, 86-61
N20	SAM HOUSTON STATE# (ESPN3)	W, 77-63
N24	NORTH DAKOTA STATE (ESPN+)	W, 79-61
N27	at Georgia Southern (ESPN+)	W, 69-64
D1	*at Wofford (ESPN+)	L, 62-79
D3	REINHARDT (ESPN3)	W, 107-60
D8	UT MARTIN (ESPN+)	4 p.m.
D15	at Illinois (Big Ten Network Plus)	2 p.m.
D21	vs. Wyoming%	9 p.m.
D22	vs. Norfolk State/UTEP%	9/11:30 p.m.
D29	*FURMAN (ESPN+)	4 p.m.
J3	*SAMFORD (ESPN3)	7 p.m.
J5	*CHATTANOOGA (ESPN+)	4 p.m.
J10	*at The Citadel (ESPN+)	7 p.m.
J12	*at Mercer (ESPN3)	4:30 p.m.
J17	*VMI (ESPN+)	7 p.m.
J19	*UNCG (ESPN3)	4 p.m.
J26	*at Western Carolina (ESPN3)	7 p.m.
J31	*at Samford (ESPN3)	7:30 p.m.
F2	*at Chattanooga (ESPN3)	4:30 p.m.
F7	*WOFFORD (ESPN+)	7 p.m.
F9	*at Furman (ESPN+)	4 p.m.
F14	*THE CITADEL (ESPN3)	7 p.m.
F16	*MERCER (ESPN3)	4 p.m.
F21	*at VMI (ESPN+)	7 p.m.
F24	*at UNCG (ESPN+)	3 p.m.
M2	*WESTERN CAROLINA (ESPN+)	4 p.m.
M8-11 at SoCon Championship (Asheville, N.C.)		

\* - Southern Conference game  
# - Cayman Islands Classic (campus sites)  
% - WestStar Bank Don Haskins Sun Bowl Inv. (El Paso, Texas)



## Furman (8-0, 1-0 SoCon)

N6	BOB JONES (ESPN+)	W, 102-48
N9	at Loyola Chicago (NBCSC/ESPN3)	W, 60-58
N13	GARDNER-WEBB (ESPN+)	W, 88-86 (OT)
N15	NORTH GREENVILLE# (ESPN3)	W, 107-67
N17	at No. 8 Villanova# (FS2)	W, 76-68 (OT)
N21	SOUTHERN WESLEYAN# (ESPN3)	W, 74-57
N25	at UNC Asheville (ESPN+)	W, 65-51
D1	*WESTERN CAROLINA (ESPN+)	W, 90-88 (2OT)
D4	at Elon (Phoenix All-Access)	7 p.m.
D8	at USC Upstate (ESPN+)	2 p.m.
D11	CHARLESTON SOUTHERN (ESPN3)	7 p.m.
D15	UNCW (ESPN+)	4 p.m.
D21	at LSU (SEC Network+)	8 p.m.
D29	*at ETSU (ESPN+)	4 p.m.
J3	*MERCER (ESPN+)	7 p.m.
J5	*THE CITADEL (ESPN3)	4 p.m.
J10	*at VMI (ESPN3)	7 p.m.
J12	*at UNCG (ESPN3)	5 p.m.
J19	*at Wofford (ESPN3)	7 p.m.
J24	*CHATTANOOGA (ESPN+)	7 p.m.
J26	*SAMFORD (ESPN3)	4:30 p.m.
J31	*at The Citadel (ESPN+)	7 p.m.
F2	*at Mercer (ESPN+)	4 p.m.
F7	*at Western Carolina (ESPN3)	7:30 p.m.
F9	*ETSU (ESPN+)	4 p.m.
F14	*UNCG (ESPN+)	7:30 p.m.
F16	*VMI (ESPN3)	4:30 p.m.
F23	*WOFFORD (ESPN3)	4 p.m.
F28	*at Samford (ESPN+)	7:30 p.m.
M2	*at Chattanooga (ESPN+)	2 p.m.
M8-11 at SoCon Championship (Asheville, N.C.)		


\* - Southern Conference game  
# - Advocare Invitational (campus sites)



## Mercer (4-4, 0-1 SoCon)

N6	at UAB	L, 67-75
N9	PIEDMONT (ESPN3)	W, 105-52
N13	at Georgia State (ESPN+)	L, 60-62
N16	UT MARTIN# (ESPN3)	W, 77-60
N20	MARYLAND EASTERN SHORE# (ESPN+)	W, 80-42
N24	at NC State# (ACC Network Extra)	L, 74-78
N27	BREWTON-PARKER (ESPN3)	W, 90-65
D1	*at The Citadel (ESPN+)	L, 69-79
D5	at Florida Atlantic (CUSA.TV)	7 p.m.
D8	GEORGIA SOUTHERN (ESPN3)	4 p.m.
D18	at Florida (SEC Network)	8 p.m.
D21	UNCW (ESPN+)	7 p.m.
D29	vs. Harvard^	1:30 p.m.
J3	*at Furman (ESPN+)	7 p.m.
J5	*at Wofford (ESPN3)	7 p.m.
J10	*WESTERN CAROLINA (ESPN+)	7 p.m.
J12	*ETSU (ESPN3)	4:30 p.m.
J17	*at Chattanooga (ESPN3)	8 p.m.
J19	*at Samford (ESPN3)	3 p.m.
J24	*VMI (ESPN+)	7:30 p.m.
J26	*at UNCG (ESPN+)	5 p.m.
J31	*WOFFORD (ESPN+)	7 p.m.
F2	*FURMAN (ESPN+)	4 p.m.
F9	*THE CITADEL (ESPN3)	4 p.m.
F14	*at Western Carolina (ESPN+)	7 p.m.
F16	*at ETSU (ESPN3)	4 p.m.
F21	*SAMFORD (ESPN+)	7 p.m.
F23	*CHAT TANOOGA (ESPN3)	4 p.m.
F28	*at VMI (ESPN3)	7 p.m.
M2	*UNCG (ESPN+)	4:30 p.m.
M8-11 at SoCon Championship (Asheville, N.C.)		


\* - Southern Conference game  
# - Wolfpack Classic (campus sites)  
^ - Atlanta, Ga.



## UNCG (7-2, 0-0 SoCon)

N6	at North Carolina A&T	W, 74-66
N9	at No. 23 LSU (SEC Network+)	L, 91-97
N13	at UNCW	W, 82-61
N16	JOHNSON & WALES# (SDN/Roku)	W, 105-57
N19	PRAIRIE VIEW A&M (ESPN+)	W, 74-66
N23	at Delaware# (YouTube)	W, 84-65
N24	vs. Louisiana Tech^	W, 80-73
N27	GREENSBORO COLLEGE# (SDN/Roku)	W, 111-33
D1	at No. 10 Kentucky (ESPN2)	L, 61-78
D7	at Elon (Phoenix All-Access)	7 p.m.
D12	COPPIN STATE (ESPN3)	7 p.m.
D15	NORTH ALABAMA (ESPN+)	5 p.m.
D18	RADFORD (ESPN+)	7 p.m.
D22	*at Samford (ESPN+)	3 p.m.
D29	*CHATTANOOGA (ESPN+)	5 p.m.
J5	*at VMI (ESPN+)	1 p.m.
J10	*WOFFORD (ESPN3)	7 p.m.
J12	*FURMAN (ESPN3)	5 p.m.
J17	*at Western Carolina (ESPN+)	7:30 p.m.
J19	*at ETSU (ESPN3)	4 p.m.
J24	*THE CITADEL (ESPN+)	7 p.m.
J26	*MERCER (ESPN+)	5 p.m.
J31	*VMI (ESPN3)	7 p.m.
F7	*SAMFORD (ESPN+)	7 p.m.
F9	*at Chattanooga (ESPN+)	7 p.m.
F14	*at Furman (ESPN+)	7:30 p.m.
F16	*at Wofford (ESPN+)	7 p.m.
F21	*WESTERN CAROLINA (ESPN+)	7 p.m.
F24	*ETSU (ESPN+)	3 p.m.
F28	*at The Citadel (ESPN+)	11:30 a.m.
M2	*at Mercer (ESPN+)	4:30 p.m.
M8-11 at SoCon Championship (Asheville, N.C.)		

\* - Southern Conference game  
# - Delaware Invitational (campus sites)  
^ - Delaware Invitational (Newark, Del.)




## Samford (7-2, 0-0 SoCon)

N6	NORTH ALABAMA (ESPN3)	W, 91-74
N9	JACKSONVILLE STATE (ESPN3)	W, 92-72
N12	KENNESAW STATE (ESPN+)	W, 74-60
N14	MILES COLLEGE (ESPN3)	W, 66-57
N18	at Cleveland State# (ESPN+)	W, 73-60
N20	at No. 23 Ohio State# (BigTen2Go)	L, 50-68
N23	at Purdue Fort Wayne# (Mastodon All-Access)	W, 74-66
N25	SOUTH CAROLINA STATE# (ESPN+)	W, 77-60
N29	BELMONT (ESPN+)	L, 93-99 (OT)
D9	at Alabama A&M	5 p.m.
D13	MOREHEAD STATE (ESPN+)	7:30 p.m.
D17	HOUSTON BAPTIST (ESPN+)	7:30 p.m.
D19	at Tennessee (SEC Network+)	7 p.m.
D22	*UNCG (ESPN+)	3 p.m.
D29	*VMI (ESPN3)	3 p.m.
J3	*at ETSU (ESPN3)	7 p.m.
J5	*at Western Carolina (ESPN+)	2 p.m.
J12	*at Chattanooga (ESPN3)	4:30 p.m.
J17	*THE CITADEL (ESPN+)	8 p.m.
J19	*MERCER (ESPN3)	3 p.m.
J24	*at Wofford (ESPN+)	7 p.m.
J26	*at Furman (ESPN3)	4:30 p.m.
J31	*ETSU (ESPN3)	7:30 p.m.
F2	*WESTERN CAROLINA (ESPN3)	3 p.m.
F7	*at UNCG (ESPN+)	7 p.m.
F9	*at VMI (ESPN+)	1 p.m.
F16	*CHATTANOOGA (ESPN+)	5 p.m.
F21	*at Mercer (ESPN+)	7 p.m.
F23	*at The Citadel (ESPN3)	1 p.m.
F28	*FURMAN (ESPN+)	7:30 p.m.
M2	*WOFFORD (ESPN3)	2 p.m.
M8-11 at SoCon Championship (Asheville, N.C.)		

\* - Southern Conference game  
# - Buckeye Basketball Classic (campus sites)

# 2018-19 SoCon BASKETBALL SCHEDULES (ALL TIMES EASTERN)



**Chattanooga**  
(4-5, 0-0 SoCon)

N6	at Charlotte (CUSA.TV)	W, 80-69
N10	EASTERN KENTUCKY	L, 78-81
N13	CUMBERLAND# (ESPN+)	W, 92-61
N16	at South Alabama# (ESPN+)	L, 54-73
N17	vs. Southeast Missouri^	L, 42-63
N18	vs. Jacksonville^	L, 66-74
N23	at No. 8 Michigan (Big Ten Network)	L, 55-83
N27	HIWASSEE (ESPN3)	W, 95-62
D1	TENNESSEE TECH (ESPN+)	W, 71-60
D9	*VMI (ESPN+)	1 p.m.
D12	at Georgia State (ESPN+)	7 p.m.
D16	at Mississippi (SEC Network)	6 p.m.
D18	at UT Martin (ESPN+)	8:30 p.m.
D21	BRYAN (ESPN+)	12 p.m.
D29	*at UNCG (ESPN+)	5 p.m.
J3	*at Western Carolina (ESPN3)	7 p.m.
J5	*at ETSU (ESPN+)	4 p.m.
J12	*SAMFORD (ESPN3)	4:30 p.m.
J17	*MERCER (ESPN3)	8 p.m.
J19	*THE CITADEL (ESPN3)	4:30 p.m.
J24	*at Furman (ESPN+)	7 p.m.
J26	*at Wofford (ESPN+)	7 p.m.
J31	*WESTERN CAROLINA (ESPN+)	8 p.m.
F2	*ETSU (ESPN3)	4:30 p.m.
F7	*at VMI (ESPN3)	7 p.m.
F9	*UNCG (ESPN+)	7 p.m.
F16	*at Samford (ESPN+)	5 p.m.
F21	*at The Citadel (ESPN3)	7 p.m.
F23	*at Mercer (ESPN3)	4 p.m.
F28	*WOFFORD (ESPN+)	7 p.m.
M2	*FURMAN (ESPN+)	2 p.m.
M8-11	at SoCon Championship (Asheville, N.C.)	


\* - Southern Conference game  
# - Goldie and Herman Ungar Classic (campus sites)  
^ - Goldie and Herman Ungar Classic (Mobile, Ala.)



**VMI**  
(5-4, 0-0 SoCon)

N6	WASHINGTON COLLEGE (SDN/Roku)	W, 89-56
N9	at Pittsburgh (ACC Network Extra)	L, 55-94
N11	GOUCHER# (SDN/Roku)	W, 98-34
N14	USC UPSTATE (ESPN+)	W, 78-72
N18	at No. 10 Kentucky# (SEC Network)	L, 82-92
N20	KENTUCKY CHRISTIAN# (ESPN3)	W, 106-80
N23	at Stetson (ESPN+)	W, 87-79 (OT)
N27	AMERICAN (ESPN3)	L, 64-74
D1	at Longwood (ESPN+)	L, 45-65
D5	at No. 15 Virginia Tech (ACC Network Extra)	7 p.m.
D9	*at Chattanooga (ESPN+)	1 p.m.
D12	at Presbyterian (ESPN+)	7:30 p.m.
D21	NORTH ALABAMA (ESPN+)	7 p.m.
D29	*at Samford (ESPN3)	3 p.m.
J5	*UNCG (ESPN+)	1 p.m.
J10	*FURMAN (ESPN3)	7 p.m.
J12	*WOFFORD (ESPN+)	1 p.m.
J17	*at ETSU (ESPN+)	7 p.m.
J19	*WESTERN CAROLINA (ESPN+)	1 p.m.
J24	*at Mercer (ESPN+)	7:30 p.m.
J26	*at The Citadel (ESPN+)	1 p.m.
J31	*at UNCG (ESPN3)	7 p.m.
F7	*CHATTANOOGA (ESPN3)	7 p.m.
F9	*SAMFORD (ESPN+)	1 p.m.
F14	*at Wofford (ESPN+)	7 p.m.
F16	*at Furman (ESPN3)	4:30 p.m.
F21	*ETSU (ESPN+)	7 p.m.
F23	*at Western Carolina (ESPN3)	7:30 p.m.
F28	*MERCER (ESPN3)	7 p.m.
M2	*THE CITADEL (ESPN+)	1 p.m.
M8-11	at SoCon Championship (Asheville, N.C.)	


\* - Southern Conference game  
# - Ohio Valley Hardwood Showcase (campus sites)



**Western Carolina**  
(2-7, 0-1 SoCon)

N7	at Wright State# (ESPN+)	L, 73-96
N10	COLLEGE OF CHARLESTON (ESPN3)	L, 74-77
N14	at SMU# (PonyUp TV)	L, 65-98
N17	HIWASSEE	W, 94-55
N20	vs. Jacksonville State^ (CBS Digital)	L, 53-84
N21	vs. Southern Miss^ (CBS Digital)	L, 63-68
N24	JACKSONVILLE	W, 77-65
N27	at Wake Forest (ACC Network Extra)	L, 64-71
D1	*at Furman (ESPN+)	L, 88-90 (2OT)
D5	at NC State (ACC Network Extra)	7 p.m.
D8	at UNC Asheville (ESPN+)	5:30 p.m.
D15	at High Point (ESPN+)	7 p.m.
D18	at Iowa (Big Ten Network)	9 p.m.
D21	at Bowling Green (WBGUTV)	1 p.m.
D29	*WOFFORD (ESPN+)	12 p.m.
J3	*CHATTANOOGA (ESPN3)	7 p.m.
J5	*SAMFORD (ESPN+)	2 p.m.
J10	*at Mercer (ESPN+)	7 p.m.
J12	*at The Citadel (ESPN+)	1 p.m.
J17	*UNCG (ESPN+)	7:30 p.m.
J19	*at VMI (ESPN+)	1 p.m.
J26	*ETSU (ESPN3)	7 p.m.
J31	*at Chattanooga (ESPN+)	8 p.m.
F2	*at Samford (ESPN3)	3 p.m.
F7	*FURMAN (ESPN3)	7:30 p.m.
F9	*at Wofford (ESPN+)	7 p.m.
F14	*MERCER (ESPN+)	7 p.m.
F16	*THE CITADEL (ESPN+)	2 p.m.
F21	*at UNCG (ESPN+)	7 p.m.
F23	*VMI (ESPN3)	7:30 p.m.
M2	*ETSU (ESPN+)	4 p.m.
M8-11	at SoCon Championship (Asheville, N.C.)	

\* - Southern Conference game  
# - Cancun Challenge (campus sites)  
^ - Cancun Challenge (Cancun, Mexico)



**Wofford**  
(6-2, 1-0 SoCon)

N6	No. 8 NORTH CAROLINA (ESPN2)	L, 67-78
N10	at High Point (ESPN+)	W, 68-60
N13	CARVER (SDN/Roku)	W, 95-34
N16	at Stanford# (Pac-12 Networks)	canc.
N18	at Oklahoma# (Fox Sports Oklahoma)	L, 64-75
N21	COPPIN STATE# (ESPN3)	W, 98-65
N23	MARS HILL# (SDN/Roku)	W, 97-46
N26	at South Carolina (SEC Network+)	W, 81-61
D1	*ETSU (ESPN+)	W, 79-62
D4	at No. 2 Kansas (ESPN+)	8 p.m.
D6	KENTUCKY CHRISTIAN (SDN/Roku)	7 p.m.
D9	COASTAL CAROLINA (ESPN+)	2 p.m.
D15	UNC ASHEVILLE (ESPN+)	7 p.m.
D19	at Mississippi State (SEC Network+)	8 p.m.
D29	*at Western Carolina (ESPN+)	12 p.m.
J3	*THE CITADEL (ESPN+)	7 p.m.
J5	*MERCER (ESPN3)	7 p.m.
J10	*at UNCG (ESPN3)	7 p.m.
J12	*at VMI (ESPN+)	1 p.m.
J19	*FURMAN (ESPN3)	7 p.m.
J24	*SAMFORD (ESPN+)	7 p.m.
J26	*CHATTANOOGA (ESPN+)	7 p.m.
J31	*at Mercer (ESPN+)	7 p.m.
F2	*at The Citadel (ESPN3)	1 p.m.
F7	*at ETSU (ESPN+)	7 p.m.
F9	*WESTERN CAROLINA (ESPN+)	7 p.m.
F14	*VMI (ESPN+)	7 p.m.
F16	*UNCG (ESPN+)	7 p.m.
F23	*at Furman (ESPN3)	4 p.m.
F28	*at Chattanooga (ESPN+)	7 p.m.
M2	*at Samford (ESPN3)	2 p.m.
M8-11	at SoCon Championship (Asheville, N.C.)	

\* - Southern Conference game  
# - Bad Boy Mowers Battle 4 Atlantis (campus sites)

## Southern Conference men's basketball media relations information

<p><b>The Citadel (CitadelSports.com)</b> Milledge Austin (maustin7@citadel.edu) Office: 843-953-6567</p> <p><b>ETSU (ETSUBucs.com)</b> Kevin Brown (brownk@etsu.edu) Office: 423-439-5263</p> <p><b>Furman (FurmanPaladins.com)</b> Jordan Caskey (jordan.caskey@furman.edu) Office: 864-294-3065</p> <p><b>Mercer (MercerBears.com)</b> Will Tharp (tharp_wb@mercer.edu) Office: 478-301-5218</p> <p><b>UNCG (UNCGSpartans.com)</b> Stephen Czarda (s_czarda@uncg.edu) Office: 336-334-5615</p> <p><b>Samford (SamfordSports.com)</b> Joey Mullins (jimmulli1@samford.edu) Office: 205-726-2799</p>	<p><b>Chattanooga (GoMocs.com)</b> Jim Horten (james-horten@utc.edu) Office: 423-425-2350</p> <p><b>VMI (VMIKeydets.com)</b> Wade Branner (brannerwh@vmi.edu) Office: 540-464-7515</p> <p><b>Western Carolina (CatamountSports.com)</b> Steven Grandy (sgrandy@email.wcu.edu) Office: 828-227-2655</p> <p><b>Wofford (WoffordTerriers.com)</b> Phil Marcello (marcellopr@wofford.edu) Office: 864-597-4092</p> <p><b>Southern Conference (SoConSports.com)</b> Phil Perry (pperry@socon.org) Office: 864-591-5100 // Cell: 864-525-5174</p>
---	---



2018-19 Southern Conference  
CONFERENCE BASKETBALL STATISTICS  
Through games of Dec 3, 2018 (All games)

SCORING OFFENSE	G	W-L	Pts	Avg/G
1. The Citadel	8	6-2	800	100.0
2. UNC Greensboro	9	7-2	762	84.7
3. Furman	8	8-0	662	82.8
4. Wofford	8	6-2	649	81.1
5. ETSU	10	7-3	802	80.2
6. VMI	9	5-4	704	78.2
7. Mercer	8	4-4	622	77.8
8. Samford	9	7-2	690	76.7
9. Western Carolina	9	2-7	651	72.3
10. Chattanooga	9	4-5	633	70.3

SCORING DEFENSE	G	Pts	Avg/G
1. Wofford	8	482	60.2
2. Mercer	8	513	64.1
3. Furman	8	523	65.4
4. ETSU	10	655	65.5
5. UNC Greensboro	9	596	66.2
6. Samford	9	616	68.4
7. Chattanooga	9	626	69.6
8. VMI	9	646	71.8
9. Western Carolina	9	704	78.2
10. The Citadel	8	651	81.4

SCORING MARGIN	G	Offense	Defense	Margin
1. Wofford	8	81.1	60.2	+20.9
2. The Citadel	8	100.0	81.4	+18.6
3. UNC Greensboro	9	84.7	66.2	+18.4
4. Furman	8	82.8	65.4	+17.4
5. ETSU	10	80.2	65.5	+14.7
6. Mercer	8	77.8	64.1	+13.6
7. Samford	9	76.7	68.4	+8.2
8. VMI	9	78.2	71.8	+6.4
9. Chattanooga	9	70.3	69.6	+0.8
10. Western Carolina	9	72.3	78.2	-5.9

FREE THROW PCT	G	FTM	FTA	Pct.
1. Samford	9	125	170	.735
2. The Citadel	8	120	164	.732
3. Mercer	8	132	183	.721
4. VMI	9	124	172	.721
5. Chattanooga	9	114	160	.713
6. Wofford	8	79	114	.693
7. UNC Greensboro	9	104	152	.684
8. Furman	8	104	152	.684
9. ETSU	10	124	184	.674
10. Western Carolina	9	111	186	.597

FIELD GOAL PERCENTAGE	G	FGM	FGA	Pct.
1. UNC Greensboro	9	290	564	.514
2. The Citadel	8	280	558	.502
3. Samford	9	250	517	.484
4. Furman	8	242	503	.481
5. Wofford	8	241	507	.475
6. ETSU	10	297	625	.475
7. Mercer	8	213	471	.452
8. Western Carolina	9	227	509	.446
9. VMI	9	243	577	.421
10. Chattanooga	9	225	541	.416

FIELD GOAL PCT DEFENSE	G	FGM	FGA	Pct.
1. Samford	9	208	546	.381
2. Mercer	8	179	459	.390
3. The Citadel	8	232	585	.397
4. Wofford	8	172	431	.399
5. VMI	9	229	556	.412
6. ETSU	10	235	568	.414
7. Furman	8	200	481	.416
8. UNC Greensboro	9	208	483	.431
9. Chattanooga	9	225	522	.431
10. Western Carolina	9	244	532	.459

3-POINT FG PCT	G	3FGM	3FGA	Pct.
1. The Citadel	8	120	295	.407
2. Wofford	8	88	224	.393
3. Samford	9	65	167	.389
4. UNC Greensboro	9	78	210	.371
5. ETSU	10	84	231	.364
6. VMI	9	94	262	.359
7. Western Carolina	9	86	243	.354
8. Furman	8	74	220	.336
9. Chattanooga	9	69	206	.335
10. Mercer	8	64	199	.322

3-POINT FG PCT DEFENSE	G	3FGM	3FGA	Pct.
1. The Citadel	8	64	239	.268
2. VMI	9	57	195	.292
3. Western Carolina	9	51	173	.295
4. Wofford	8	50	162	.309
5. ETSU	10	71	228	.311
6. Furman	8	62	195	.318
7. Chattanooga	9	59	185	.319
8. Mercer	8	70	218	.321
9. Samford	9	73	222	.329
10. UNC Greensboro	9	64	170	.376

REBOUNDING OFFENSE	G	Rebounds	Avg/G
1. ETSU	10	432	43.2
2. The Citadel	8	325	40.6
3. Furman	8	316	39.5
4. Mercer	8	311	38.9
5. VMI	9	346	38.4
6. Western Carolina	9	343	38.1
7. Chattanooga	9	340	37.8
8. Samford	9	339	37.7
9. Wofford	8	292	36.5
10. UNC Greensboro	9	308	34.2

REBOUNDING DEFENSE	G	Rebounds	Avg/G
1. ETSU	10	281	28.1
2. Wofford	8	243	30.4
3. UNC Greensboro	9	291	32.3
4. Western Carolina	9	306	34.0
5. Furman	8	274	34.2
6. Mercer	8	276	34.5
7. Samford	9	319	35.4
8. Chattanooga	9	327	36.3
9. VMI	9	369	41.0
10. The Citadel	8	348	43.5

2018-19 Southern Conference  
CONFERENCE BASKETBALL STATISTICS  
Through games of Dec 3, 2018 (All games)

REBOUNDING MARGIN	G	Team	Avg.	Opp.	Avg.	Margin
1.	ETSU	10	432	43.2	281	28.1 +15.1
2.	Wofford	8	292	36.5	243	30.4 +6.1
3.	Furman	8	316	39.5	274	34.2 +5.2
4.	Mercer	8	311	38.9	276	34.5 +4.4
5.	Western Carolina	9	343	38.1	306	34.0 +4.1
6.	Samford	9	339	37.7	319	35.4 +2.2
7.	UNC Greensboro	9	308	34.2	291	32.3 +1.9
8.	Chattanooga	9	340	37.8	327	36.3 +1.4
9.	VMI	9	346	38.4	369	41.0 -2.6
10.	The Citadel	8	325	40.6	348	43.5 -2.9

BLOCKED SHOTS	G	No.	Avg/G
1.	The Citadel	8	36 4.5
2.	Furman	8	34 4.3
3.	UNC Greensboro	9	36 4.0
4.	ETSU	10	37 3.7
5.	Samford	9	30 3.3
6.	Wofford	8	22 2.8
7.	Chattanooga	9	23 2.6
8.	Mercer	8	20 2.5
9.	VMI	9	20 2.2
10.	Western Carolina	9	11 1.2

ASSISTS	G	No.	Avg/G
1.	The Citadel	8	153 19.1
2.	Furman	8	137 17.1
3.	Wofford	8	126 15.8
4.	ETSU	10	155 15.5
5.	UNC Greensboro	9	135 15.0
6.	Mercer	8	119 14.9
7.	VMI	9	131 14.6
8.	Samford	9	123 13.7
9.	Western Carolina	9	109 12.1
	Chattanooga	9	109 12.1

STEALS	G	No.	Avg/G
1.	Furman	8	72 9.0
2.	UNC Greensboro	9	80 8.9
3.	The Citadel	8	67 8.4
	Wofford	8	67 8.4
5.	VMI	9	70 7.8
6.	ETSU	10	71 7.1
7.	Mercer	8	55 6.9
8.	Samford	9	57 6.3
9.	Chattanooga	9	50 5.6
10.	Western Carolina	9	47 5.2

TURNOVER MARGIN	G	Team	Avg.	Opp.	Avg.	Margin
1.	UNC Greensboro	9	106	11.8	169	18.8 +7.0
2.	Furman	8	94	11.8	122	15.3 +3.5
	Wofford	8	91	11.4	119	14.9 +3.5
4.	VMI	9	105	11.7	127	14.1 +2.4
5.	Mercer	8	113	14.1	130	16.3 +2.1
6.	The Citadel	8	105	13.1	117	14.6 +1.5
7.	Chattanooga	9	117	13.0	122	13.6 +0.6
8.	ETSU	10	144	14.4	148	14.8 +0.4
9.	Samford	9	131	14.6	126	14.0 -0.6
10.	Western Carolina	9	167	18.6	107	11.9 -6.7

ASSIST/TURNOVER RATIO	G	Ast.	Avg.	T/O	Avg.	Ratio
1.	Furman	8	137	17.1	94	11.8 1.5
2.	The Citadel	8	153	19.1	105	13.1 1.5
3.	Wofford	8	126	15.8	91	11.4 1.4
4.	UNC Greensboro	9	135	15.0	106	11.8 1.3
5.	VMI	9	131	14.6	105	11.7 1.2
6.	ETSU	10	155	15.5	144	14.4 1.1
7.	Mercer	8	119	14.9	113	14.1 1.1
8.	Samford	9	123	13.7	131	14.6 0.9
9.	Chattanooga	9	109	12.1	117	13.0 0.9
10.	Western Carolina	9	109	12.1	167	18.6 0.7

OFFENSIVE REBOUNDS	G	No.	Avg/G
1.	ETSU	10	149 14.9
2.	Mercer	8	91 11.4
3.	The Citadel	8	89 11.1
	Furman	8	89 11.1
5.	Western Carolina	9	96 10.7
6.	Wofford	8	83 10.4
7.	UNC Greensboro	9	93 10.3
	VMI	9	93 10.3
9.	Chattanooga	9	88 9.8
10.	Samford	9	86 9.6

DEFENSIVE REBOUNDS	G	No.	Avg/G
1.	The Citadel	8	236 29.5
2.	Furman	8	227 28.4
3.	ETSU	10	283 28.3
4.	VMI	9	253 28.1
	Samford	9	253 28.1
6.	Chattanooga	9	252 28.0
7.	Mercer	8	220 27.5
8.	Western Carolina	9	247 27.4
9.	Wofford	8	209 26.1
10.	UNC Greensboro	9	215 23.9

DEFENSIVE REB PCT.	G	D-Reb	Opp. OR	D-Reb%
1.	ETSU	10	283	.795
2.	Wofford	8	209	.783
3.	Chattanooga	9	252	.771
4.	Western Carolina	9	247	.751
5.	Furman	8	227	.747
6.	Mercer	8	220	.710
7.	VMI	9	253	.709
8.	UNC Greensboro	9	215	.705
9.	Samford	9	253	.682
10.	The Citadel	8	236	.636

OFFENSIVE REB PCT.	G	O-Reb	Opp. DR	O-Reb%
1.	ETSU	10	149	.417
2.	Mercer	8	91	.329
3.	UNC Greensboro	9	93	.316
4.	Furman	8	89	.311
5.	Wofford	8	83	.310
6.	Western Carolina	9	96	.300
7.	Samford	9	86	.300
8.	The Citadel	8	89	.295
9.	VMI	9	93	.260
10.	Chattanooga	9	88	.259

2018-19 Southern Conference  
CONFERENCE BASKETBALL STATISTICS  
Through games of Dec 3, 2018 (All games)

3-POINT FG MADE	G	No.	Avg/G
1. The Citadel	8	120	15.0
2. Wofford	8	88	11.0
3. VMI	9	94	10.4
4. Western Carolina	9	86	9.6
5. Furman	8	74	9.3
6. UNC Greensboro	9	78	8.7
7. ETSU	10	84	8.4
8. Mercer	8	64	8.0
9. Chattanooga	9	69	7.7
10. Samford	9	65	7.2



2018-19 Southern Conference  
CONFERENCE BASKETBALL STATISTICS  
Through games of Dec 3, 2018 (All games)

Team	Conference	Pct.	PF	PA	Overall	Pct.	PF	PA	Current unbeaten streak
Furman	1-0	1.000	90.0	88.0	8-0	1.000	82.8	65.4	Furman -- 8
The Citadel	1-0	1.000	79.0	69.0	6-2	.750	100.0	81.4	The Citadel -- 4
Wofford	1-0	1.000	79.0	62.0	6-2	.750	81.1	60.2	Wofford -- 4
ETSU	0-1	.000	62.0	79.0	7-3	.700	80.2	65.5	Chattanooga -- 2
Mercer	0-1	.000	69.0	79.0	4-4	.500	77.8	64.1	ETSU -- 1
Western Carolina	0-1	.000	88.0	90.0	2-7	.222	72.3	78.2	
UNC Greensboro	0-0	.000	0.0	0.0	7-2	.778	84.7	66.2	
Samford	0-0	.000	0.0	0.0	7-2	.778	76.7	68.4	
VMI	0-0	.000	0.0	0.0	5-4	.556	78.2	71.8	
Chattanooga	0-0	.000	0.0	0.0	4-5	.444	70.3	69.6	

TEAM SUMMARIES	G	PF-PA	Avg score	Margin	FG-FGA	Pct.	3FG-FGA	Pct.	FT-FTA	Pct.	RebF	RebA	Margin
Chattanooga	9	633-626	70.3-69.6	+0.8	225-541	.416	69-206	.335	114-160	.713	340	327	+1.4
ETSU	10	802-655	80.2-65.5	+14.7	297-625	.475	84-231	.364	124-184	.674	432	281	+15.1
Furman	8	662-523	82.8-65.4	+17.4	242-503	.481	74-220	.336	104-152	.684	316	274	+5.2
Mercer	8	622-513	77.8-64.1	+13.6	213-471	.452	64-199	.322	132-183	.721	311	276	+4.4
Samford	9	690-616	76.7-68.4	+8.2	250-517	.484	65-167	.389	125-170	.735	339	319	+2.2
The Citadel	8	800-651	100.0-81.4	+18.6	280-558	.502	120-295	.407	120-164	.732	325	348	-2.9
UNC Greensboro	9	762-596	84.7-66.2	+18.4	290-564	.514	78-210	.371	104-152	.684	308	291	+1.9
VMI	9	704-646	78.2-71.8	+6.4	243-577	.421	94-262	.359	124-172	.721	346	369	-2.6
Western Carolina	9	651-704	72.3-78.2	-5.9	227-509	.446	86-243	.354	111-186	.597	343	306	+4.1
Wofford	8	649-482	81.1-60.2	+20.9	241-507	.475	88-224	.393	79-114	.693	292	243	+6.1

ATTENDANCE	Home	Average	Away	Average	Neutral	Average	Total	Average
Chattanooga	4-9469	2367	3-17327	5776	2-0	0	9-26796	2977
ETSU	5-17170	3434	5-22464	4493	0-0	0	10-39634	3963
Furman	5-6905	1381	3-13650	4550	0-0	0	8-20555	2569
Mercer	4-7668	1917	4-18357	4589	0-0	0	8-26025	3253
Samford	6-6853	1142	3-12818	4273	0-0	0	9-19671	2186
The Citadel	4-2030	508	4-20311	5078	0-0	0	8-22341	2793
UNC Greensboro	3-7735	2578	5-40761	8152	1-172	172	9-48668	5408
VMI	5-3716	743	4-26320	6580	0-0	0	9-30036	3337
Western Carolina	3-2967	989	4-15604	3901	2-0	0	9-18571	2063
Wofford	5-9741	1948	3-11903	3968	0-0	0	8-21644	2706
Totals	44-74254	1688	38-199515	5250	5-172	34	87-273941	3149

2018-19 Southern Conference  
INDIVIDUAL BASKETBALL STATISTICS  
Through games of Dec 3, 2018 (All games)

To be ranked, a player must appear in at least 75.0% of their team's games.

SCORING							REBOUNDING						
	Cl	G	FG	3FG	FT	Pts Avg/G		Cl	G	Off	Def	Total	Avg/G
1. Bubba Parham-VMI		9	61	34	51	207 23.0	1. Jeromy Rodriguez-ETSU		10	45	75	120	12.0
2. Jordan Lyons-FUR		8	55	39	20	169 21.1	2. Matt Rafferty-FUR		8	19	57	76	9.5
3. Francis Alonso-UNCG		9	56	29	33	174 19.3	3. Carlos Dotson-WCU	Jr	9	30	54	84	9.3
4. Matt Rafferty-FUR		8	59	0	32	150 18.8	4. Mladen Armus-ETSU		10	33	52	85	8.5
5. Fletcher Magee-WOF		8	46	33	18	143 17.9	5. Ruben Guerrero-SAM		9	31	43	74	8.2
6. Lew Stallworth-CIT		8	55	5	23	138 17.3	6. Cameron Jackson-WOF		8	25	39	64	8.0
7. Matt Frierson-CIT		8	42	41	10	135 16.9	7. Tyler Creammer-VMI		9	19	52	71	7.9
8. Ross Cummings-MER		8	37	26	19	119 14.9	8. James Dickey-UNCG		9	14	56	70	7.8
9. Ruben Guerrero-SAM		9	56	0	21	133 14.8	9. Robert Allen-SAM		9	10	58	68	7.6
Kevin Easley-UTC	Fr	9	49	14	21	133 14.8	10. Thomas Smallwood-UTC	Sr	9	15	52	67	7.4
11. Josh Sharkey-SAM		9	41	8	42	132 14.7	11. Keve Aluma-WOF		8	20	36	56	7.0
12. Carlos Dotson-WCU	Jr	9	50	0	29	129 14.3	12. Ethan Stair-MER		8	17	35	52	6.5
13. Djordje Dimitrijevic-MER		8	34	9	33	110 13.8	13. Lew Stallworth-CIT		8	3	48	51	6.4
14. Isaiah Miller-UNCG		9	54	5	10	123 13.7	14. Garrett Gilkeson-VMI		9	16	40	56	6.2
15. Cameron Jackson-WOF		8	44	2	15	105 13.1	15. Clay Mounce-FUR		8	14	35	49	6.1
16. Myron Gordon-SAM		9	39	8	32	118 13.1	16. Kevin Easley-UTC	Fr	9	17	35	52	5.8
Matt Halvorsen-WCU	So	9	35	26	22	118 13.1	17. Fardaws Aimaq-MER		8	17	27	44	5.5
18. Kyrin Galloway-UNCG		9	44	18	10	116 12.9	18. Kaelon Harris-CIT		7	11	26	37	5.3
19. Nathan Hoover-WOF		8	31	25	16	103 12.9	19. Zane Najdawi-CIT		8	13	29	42	5.3
20. Clay Mounce-FUR		8	40	11	10	101 12.6	20. Myles Lewis-VMI		9	16	30	46	5.1
21. Tray Boyd III-ETSU		10	49	24	2	124 12.4							
22. Kaiden Rice-CIT		8	34	24	3	95 11.9							
Zane Najdawi-CIT		8	28	5	34	95 11.9							
24. Kameron Gibson-WCU	Fr	9	37	22	9	105 11.7							
25. Isaiah Tisdale-ETSU		10	41	10	24	116 11.6							
26. Jeromy Rodriguez-ETSU		10	46	0	21	113 11.3							
27. Patrick Good-ETSU		9	31	29	9	100 11.1							
28. Greg Parham-VMI		9	39	14	7	99 11.0							
29. Jerry Johnson Jr.-UTC	Jr	9	34	17	13	98 10.9							
30. Donovan Toatley-UTC	Fr	8	32	4	19	87 10.9							

FIELD GOAL PCT						ASSISTS			
	Cl	G	FGM	FGA	Pct.		Cl	G	No. Avg/G
1. Ruben Guerrero-SAM		9	56	86	.651	1. Lew Stallworth-CIT		8	53 6.6
2. Matt Rafferty-FUR		8	59	94	.628	2. Josh Sharkey-SAM		9	59 6.6
3. Carlos Dotson-WCU	Jr	9	50	83	.602	3. Matt Rafferty-FUR		8	35 4.4
4. Clay Mounce-FUR		8	40	69	.580	4. Storm Murphy-WOF		7	29 4.1
5. Lew Stallworth-CIT		8	55	95	.579	5. Demetrius Troy-UNCG		9	35 3.9
Cameron Jackson-WOF		8	44	76	.579	6. Djordje Dimitrijevic-MER		8	31 3.9
7. Isaiah Miller-UNCG		9	54	99	.545	7. Isaiah Tisdale-ETSU		10	38 3.8
8. Francis Alonso-UNCG		9	56	104	.538	8. Quayson Williams-CIT		8	29 3.6
9. Matt Frierson-CIT		8	42	88	.477	Alex Hunter-FUR		8	29 3.6
10. Kevin Easley-UTC	Fr	9	49	111	.441	10. Marcus Cohen-MER		7	25 3.6
11. Bubba Parham-VMI		9	61	153	.399	11. Greg Parham-VMI		9	32 3.6
12. Fletcher Magee-WOF		8	46	117	.393	12. Matt Halvorsen-WCU	So	9	29 3.2
13. Jordan Lyons-FUR		8	55	140	.393	13. Bubba Parham-VMI		9	27 3.0
						Francis Alonso-UNCG		9	27 3.0
						15. Donovan Toatley-UTC	Fr	8	23 2.9

2018-19 Southern Conference  
INDIVIDUAL BASKETBALL STATISTICS  
Through games of Dec 3, 2018 (All games)

FREE THROW PCT					CI	G	FTM	FTA	Pct.
1.	Djordje Dimitrijevic-MER		8	33	35	.943			
2.	Francis Alonso-UNCG		9	33	37	.892			
3.	Myron Gordon-SAM		9	32	37	.865			
4.	Zane Najdawi-CIT		8	34	42	.810			
5.	Josh Sharkey-SAM		9	42	52	.808			
6.	Jordan Lyons-FUR		8	20	25	.800			
7.	Jaylen Stowe-MER		8	26	33	.788			
8.	Bubba Parham-VMI		9	51	65	.785			
9.	Matt Rafferty-FUR		8	32	47	.681			
10.	Lew Stallworth-CIT		8	23	35	.657			
11.	Carlos Dotson-WCU	Jr	9	29	54	.537			

STEALS				CI	G	No.	Avg/G
1.	Josh Sharkey-SAM		9	27	3.0		
2.	Isaiah Miller-UNCG		9	23	2.6		
3.	Garrett Gilkeson-VMI		9	17	1.9		
4.	Matt Rafferty-FUR		8	14	1.8		
	Cameron Jackson-WOF		8	14	1.8		
6.	Demetrius Troy-UNCG		9	15	1.7		
7.	Fletcher Magee-WOF		8	12	1.5		
8.	Greg Parham-VMI		9	13	1.4		
	Jerry Johnson Jr.-UTC	Jr	9	13	1.4		
10.	Ethan Stair-MER		8	11	1.4		
	Quayson Williams-CIT		8	11	1.4		
12.	James Dickey-UNCG		9	12	1.3		
13.	Tray Hollowell-WOF		8	10	1.3		
	Jordan Lyons-FUR		8	10	1.3		
	Matt Frierson-CIT		8	10	1.3		

3-POINT FG PCT					CI	G	3FG	FGA	Pct.
1.	Kevon Nolan-SAM		9	16	31	.516			
2.	Nathan Hoover-WOF		8	25	49	.510			
3.	Francis Alonso-UNCG		9	29	59	.492			
4.	Matt Frierson-CIT		8	41	85	.482			
5.	Connor Kern-CIT		8	15	32	.469			
6.	Josh Cottrell-WCU	Fr	9	15	33	.455			
7.	Kyrin Galloway-UNCG		9	18	40	.450			
8.	Kaiden Rice-CIT		8	24	55	.436			
9.	Ross Cummings-MER		8	26	61	.426			
10.	Patrick Good-ETSU		9	29	70	.414			
11.	Bubba Parham-VMI		9	34	83	.410			
12.	Kameron Gibson-WCU	Fr	9	22	54	.407			
	Brandon Austin-SAM		9	22	54	.407			
14.	Jerry Johnson Jr.-UTC	Jr	9	17	42	.405			
15.	Onno Steger-WCU	Jr	9	18	45	.400			

3-POINT FG MADE				CI	G	3FG	Avg/G
1.	Matt Frierson-CIT		8	41	5.1		
2.	Jordan Lyons-FUR		8	39	4.9		
3.	Fletcher Magee-WOF		8	33	4.1		
4.	Bubba Parham-VMI		9	34	3.8		
5.	Ross Cummings-MER		8	26	3.3		
6.	Francis Alonso-UNCG		9	29	3.2		
	Patrick Good-ETSU		9	29	3.2		
8.	Nathan Hoover-WOF		8	25	3.1		
9.	Kaiden Rice-CIT		8	24	3.0		
10.	Matt Halvorsen-WCU	So	9	26	2.9		
11.	Brandon Austin-SAM		9	22	2.4		
	Kameron Gibson-WCU	Fr	9	22	2.4		
13.	Tray Boyd III-ETSU		10	24	2.4		
14.	Kyrin Galloway-UNCG		9	18	2.0		
	Onno Steger-WCU	Jr	9	18	2.0		

BLOCKED SHOTS				CI	G	No.	Avg/G
1.	Zane Najdawi-CIT		8	17	2.1		
2.	James Dickey-UNCG		9	19	2.1		
3.	Ruben Guerrero-SAM		9	16	1.8		
4.	Matt Rafferty-FUR		8	13	1.6		
5.	Clay Mounce-FUR		8	12	1.5		
6.	Mladen Armus-ETSU		10	13	1.3		
7.	Kyrin Galloway-UNCG		9	9	1.0		
8.	Thomas Smallwood-UTC	Sr	9	8	0.9		
9.	Fardaws Aimaq-MER		8	7	0.9		
	Cameron Jackson-WOF		8	7	0.9		
	Matt Pegram-WOF		8	7	0.9		
12.	Jalen Slawson-FUR		6	5	0.8		
13.	Jeromy Rodriguez-ETSU		10	8	0.8		
14.	Justin Brown-UTC	Fr	9	7	0.8		
15.	Victor Bafutto-MER		8	6	0.8		

ASSIST/TURNOVER RATIO					CI	G	Ast.	T/O	Ratio
1.	Matt Rafferty-FUR		8	35	10	3.5			
2.	Alex Hunter-FUR		8	29	9	3.2			
	Quayson Williams-CIT		8	29	9	3.2			
4.	Isaiah Tisdale-ETSU		10	38	13	2.9			
5.	Greg Parham-VMI		9	32	11	2.9			
6.	Storm Murphy-WOF		7	29	12	2.4			
7.	Lew Stallworth-CIT		8	53	25	2.1			
8.	Djordje Dimitrijevic-MER		8	31	15	2.1			
9.	Marcus Cohen-MER		7	25	13	1.9			
10.	Demetrius Troy-UNCG		9	35	19	1.8			
11.	Josh Sharkey-SAM		9	59	35	1.7			
12.	Bubba Parham-VMI		9	27	20	1.4			
13.	Francis Alonso-UNCG		9	27	21	1.3			
14.	Matt Halvorsen-WCU	So	9	29	23	1.3			



2018-19 Southern Conference  
INDIVIDUAL BASKETBALL STATISTICS  
Through games of Dec 3, 2018 (All games)

OFFENSIVE REBOUNDS			
	Cl	G	No. Avg/G
1. Jeromy Rodriguez-ETSU		10	45 4.5
2. Ruben Guerrero-SAM		9	31 3.4
3. Carlos Dotson-WCU	Jr	9	30 3.3
4. Mladen Armus-ETSU		10	33 3.3
5. Cameron Jackson-WOF		8	25 3.1
6. Keve Aluma-WOF		8	20 2.5
7. Matt Rafferty-FUR		8	19 2.4
8. Fardaws Aimaq-MER		8	17 2.1
Ethan Stair-MER		8	17 2.1
10. Tyler Creammer-VMI		9	19 2.1
11. Kevin Easley-UTC	Fr	9	17 1.9
12. Myles Lewis-VMI		9	16 1.8
Marc Gosselin-WCU	Sr	9	16 1.8
Garrett Gilkeson-VMI		9	16 1.8
15. Clay Mounce-FUR		8	14 1.8

DEFENSIVE REBOUNDS			
	Cl	G	No. Avg/G
1. Jeromy Rodriguez-ETSU		10	75 7.5
2. Matt Rafferty-FUR		8	57 7.1
3. Robert Allen-SAM		9	58 6.4
4. James Dickey-UNCG		9	56 6.2
5. Carlos Dotson-WCU	Jr	9	54 6.0
Lew Stallworth-CIT		8	48 6.0
7. Thomas Smallwood-UTC	Sr	9	52 5.8
Tyler Creammer-VMI		9	52 5.8
9. Mladen Armus-ETSU		10	52 5.2
10. Cameron Jackson-WOF		8	39 4.9
11. Ruben Guerrero-SAM		9	43 4.8
12. Keve Aluma-WOF		8	36 4.5
13. Garrett Gilkeson-VMI		9	40 4.4
14. Ethan Stair-MER		8	35 4.4
Clay Mounce-FUR		8	35 4.4

MINUTES PLAYED			
	Cl	G	No. Avg/G
1. Matt Rafferty-FUR		8	269 33.6
2. Jordan Lyons-FUR		8	268 33.5
3. Josh Sharkey-SAM		9	301 33.4
4. Matt Halvorsen-WCU	So	9	300 33.3
5. Bubba Parham-VMI		9	297 33.0
6. Garrett Gilkeson-VMI		9	292 32.4
7. Alex Hunter-FUR		8	259 32.4
8. Ethan Stair-MER		8	255 31.9
9. Robert Allen-SAM		9	283 31.4
Greg Parham-VMI		9	283 31.4

2018-19 Southern Conference  
Conference Team Highs  
Through games of Dec 3, 2018 (All games)

TEAM HIGHS (highest totals made by)

Points	148	The Citadel vs Mid-Atl. Christian (11/12/18)
	137	The Citadel vs Johnson (11/14/18)
	112	The Citadel vs High Point (11/27/18)
	111	UNC Greensboro vs Greensboro College (11/27/18)
	109	ETSU vs Hiwassee (11/08/18)
Margin	78 (111-33)	UNC Greensboro vs Greensboro College (11/27/18)
	77 (137-60)	The Citadel vs Johnson (11/14/18)
	73 (148-75)	The Citadel vs Mid-Atl. Christian (11/12/18)
	65 (109-44)	ETSU vs Hiwassee (11/08/18)
	64 (98-34)	VMI vs Goucher (11/11/18)
Field goals made	57	The Citadel vs Mid-Atl. Christian (11/12/18)
	47	The Citadel vs Johnson (11/14/18)
	46	ETSU vs Hiwassee (11/08/18)
	42	UNC Greensboro vs Greensboro College (11/27/18)
	40	UNC Greensboro vs Johnson & Wales (11/16/18)
Field goal attempts	98	The Citadel vs Mid-Atl. Christian (11/12/18)
	85	The Citadel vs Johnson (11/14/18)
	81	Samford vs Belmont (11/29/18)
	80	Western Carolina at Furman (12/01/18)
	76	VMI vs Kentucky Christian (11/20/18)
Field goal percentage	.623 (38-61)	Samford vs North Alabama (11/06/18)
	.623 (38-61)	The Citadel vs High Point (11/27/18)
	.613 (46-75)	ETSU vs Hiwassee (11/08/18)
	.593 (32-54)	ETSU vs North Dakota State (11/24/18)
	.582 (57-98)	The Citadel vs Mid-Atl. Christian (11/12/18)
3-Pt FG made	23	The Citadel vs Mid-Atl. Christian (11/12/18)
	23	The Citadel vs High Point (11/27/18)
	21	Furman vs North Greenville (11/15/18)
	19	UNC Greensboro at LSU (11/09/18)
	19	VMI at Kentucky (11/18/18)
3-Pt FG attempts	51	The Citadel vs Mid-Atl. Christian (11/12/18)
	49	Furman vs North Greenville (11/15/18)
	48	The Citadel vs Johnson (11/14/18)
	40	The Citadel vs High Point (11/27/18)
	38	VMI at Kentucky (11/18/18)
3-Pt percentage	.576 (19-33)	UNC Greensboro at LSU (11/09/18)
	.575 (23-40)	The Citadel vs High Point (11/27/18)
	.556 (10-18)	Samford vs Jacksonville State (11/09/18)
	.524 (11-21)	Chattanooga at Charlotte (11/06/18)
	.519 (14-27)	Wofford vs Coppin State (11/21/18)
Free throws made	32	ETSU vs Reinhardt (12/03/18)
	29	Western Carolina vs Hiwassee (11/17/18)
	27	Mercer vs Piedmont (11/09/18)
	26	Samford vs Jacksonville State (11/09/18)
	25	The Citadel vs Johnson (11/14/18)
Free throw attempts	25	Mercer at NC State (11/24/18)
	40	Mercer vs Piedmont (11/09/18)
	39	ETSU vs Reinhardt (12/03/18)
	38	Western Carolina vs Hiwassee (11/17/18)
	35	Samford vs Jacksonville State (11/09/18)
Free throw percentage	34	Mercer at NC State (11/24/18)
	1.000 (5-5)	VMI at Kentucky (11/18/18)
	1.000 (3-3)	ETSU at Creighton (11/11/18)
	.909 (10-11)	Wofford vs North Carolina (11/06/18)
	.889 (16-18)	Wofford vs Mars Hill (11/23/18)

	.870	(20-23)	ETSU vs Chicago State (11/19/18)
Rebounds	64		ETSU vs Reinhardt (12/03/18)
	63		The Citadel vs Mid-Atl. Christian (11/12/18)
	62		The Citadel vs Johnson (11/14/18)
	56		ETSU vs Hiwassee (11/08/18)
	56		Western Carolina vs Hiwassee (11/17/18)
Assists	37		The Citadel vs Mid-Atl. Christian (11/12/18)
	28		The Citadel vs Johnson (11/14/18)
	27		The Citadel vs High Point (11/27/18)
	27		UNC Greensboro vs Greensboro College (11/27/18)
	24		Furman vs North Greenville (11/15/18)
Steals	23		UNC Greensboro vs Greensboro College (11/27/18)
	20		Wofford vs Mars Hill (11/23/18)
	18		VMI vs Goucher (11/11/18)
	16		The Citadel vs Johnson (11/14/18)
	15		UNC Greensboro vs Johnson & Wales (11/16/18)
Blocked shots	14		The Citadel vs Johnson (11/14/18)
	9		UNC Greensboro at North Carolina A&T (11/06/18)
	9		Mercer vs Piedmont (11/09/18)
	8		The Citadel vs High Point (11/27/18)
	8		Furman vs Western Carolina (12/01/18)
Turnovers	35		Western Carolina vs Jacksonville State (11/20/18)
	23		Mercer at NC State (11/24/18)
	22		Western Carolina at SMU (11/14/18)
	22		ETSU vs Reinhardt (12/03/18)
	21		ETSU at Georgia Southern (11/27/18)
Fouls	29		Western Carolina at Wake Forest (11/27/18)
	28		Samford vs Jacksonville State (11/09/18)
	28		Mercer at NC State (11/24/18)
	27		Western Carolina vs Hiwassee (11/17/18)
	26		UNC Greensboro at LSU (11/09/18)
	26		VMI at Kentucky (11/18/18)



2018-19 Southern Conference  
Conference Individual Highs  
Through games of Dec 3, 2018 (All games)

INDIVIDUAL PLAYER GAME HIGHS

Points	54	Jordan Lyons (Furman) vs North Greenville (11/15/18)
	35	Bubba Parham (VMI) at Kentucky (11/18/18)
	34	Kameron Gibson (Western Carolina) at SMU (11/14/18)
	33	Bubba Parham (VMI) vs Kentucky Christian (11/20/18)
	32	Kyrin Galloway (UNC Greensboro) at LSU (11/09/18)
Field goals made	15	Jordan Lyons (Furman) vs North Greenville (11/15/18)
	12	Kyrin Galloway (UNC Greensboro) at LSU (11/09/18)
	12	Kameron Gibson (Western Carolina) at SMU (11/14/18)
	12	Carlos Dotson (Western Carolina) at Furman (12/01/18)
	11	Clay Mounce (Furman) vs Gardner-Webb (11/13/18)
Field goal attempts	11	Bubba Parham (VMI) at Kentucky (11/18/18)
	35	Jordan Lyons (Furman) vs North Greenville (11/15/18)
	26	Jordan Lyons (Furman) vs Western Carolina (12/01/18)
	24	Bubba Parham (VMI) at Stetson (11/23/18)
	23	Fletcher Magee (Wofford) vs North Carolina (11/06/18)
Field goal percentage	21	Bubba Parham (VMI) vs Kentucky Christian (11/20/18)
	.857 (12-14)	Kyrin Galloway (UNC Greensboro) at LSU (11/09/18)
	.818 (9-11)	Matt Rafferty (Furman) vs Bob Jones (11/06/18)
	.818 (9-11)	Cameron Jackson (Wofford) vs Coppin State (11/21/18)
	.800 (12-15)	Kameron Gibson (Western Carolina) at SMU (11/14/18)
3-Pt FG made	.800 (8-10)	Isaiah Tisdale (ETSU) vs North Dakota State (11/24/18)
	15	Jordan Lyons (Furman) vs North Greenville (11/15/18)
	10	Matt Frierson (The Citadel) vs Johnson (11/14/18)
	10	Bubba Parham (VMI) at Kentucky (11/18/18)
	9	Nathan Hoover (Wofford) at South Carolina (11/26/18)
3-Pt FG attempts	8	Kyrin Galloway (UNC Greensboro) at LSU (11/09/18)
	8	Kameron Gibson (Western Carolina) at SMU (11/14/18)
	8	Kaiden Rice (The Citadel) vs High Point (11/27/18)
	8	Ross Cummings (Mercer) vs Brewton-Parker (11/27/18)
	34	Jordan Lyons (Furman) vs North Greenville (11/15/18)
3-Pt percentage	17	Jordan Lyons (Furman) vs Western Carolina (12/01/18)
	16	Fletcher Magee (Wofford) vs North Carolina (11/06/18)
	16	Matt Frierson (The Citadel) vs Johnson (11/14/18)
	16	Bubba Parham (VMI) at Kentucky (11/18/18)
	.833 (5-6)	Kevin Easley (Chattanooga) at Michigan (11/23/18)
Free throws made	.833 (5-6)	Connor Kern (The Citadel) vs High Point (11/27/18)
	.800 (8-10)	Kyrin Galloway (UNC Greensboro) at LSU (11/09/18)
	.750 (9-12)	Nathan Hoover (Wofford) at South Carolina (11/26/18)
	.727 (8-11)	Kameron Gibson (Western Carolina) at SMU (11/14/18)
	12	Bubba Parham (VMI) vs American (11/27/18)
Free throw attempts	11	Djordje Dimitrijevic (Mercer) at NC State (11/24/18)
	10	Josh Sharkey (Samford) vs Jacksonville State (11/09/18)
	10	Zane Najdawi (The Citadel) vs Johnson (11/14/18)
	10	Bubba Parham (VMI) vs Kentucky Christian (11/20/18)
	14	Bubba Parham (VMI) vs American (11/27/18)
Free throw percentage	12	Jordan Lyons (Furman) vs North Greenville (11/15/18)
	11	Josh Sharkey (Samford) vs Jacksonville State (11/09/18)
	11	Bubba Parham (VMI) vs Kentucky Christian (11/20/18)
	11	Djordje Dimitrijevic (Mercer) at NC State (11/24/18)
	11	Matt Halvorsen (Western Carolina) at Wake Forest (11/27/18)
	1.000 (11-11)	Djordje Dimitrijevic (Mercer) at NC State (11/24/18)
	1.000 (10-10)	Zane Najdawi (The Citadel) vs Johnson (11/14/18)
	1.000 (8-8)	Donovann Toatley (Chattanooga) at Charlotte (11/06/18)
	1.000 (8-8)	Francis Alonso (UNC Greensboro) vs Johnson & Wales (11/16/18)
	1.000 (8-8)	Matt Halvorsen (Western Carolina) vs Hiwassee (11/17/18)

	1.000	(8-8)	Daivien Williamson (ETSU) vs Reinhardt (12/03/18)
Rebounds	18		Thomas Smallwood (Chattanooga) vs Cumberland (11/13/18)
	17		Matt Rafferty (Furman) at Villanova (11/17/18)
	17		Jeromy Rodriguez (ETSU) at Georgia Southern (11/27/18)
	16		Ruben Guerrero (Samford) vs Miles (11/14/18)
	16		Carlos Dotson (Western Carolina) at Wake Forest (11/27/18)
Assists	13		Lew Stallworth (The Citadel) vs Johnson (11/14/18)
	12		Lew Stallworth (The Citadel) vs High Point (11/27/18)
	10		Greg Parham (VMI) vs Washington College (11/06/18)
	10		Josh Sharkey (Samford) vs Jacksonville State (11/09/18)
	10		Quayson Williams (The Citadel) vs Mid-Atl. Christian (11/12/18)
	10		Josh Sharkey (Samford) vs Kennesaw State (11/12/18)
	10		Alex Hunter (Furman) vs Western Carolina (12/01/18)
Steals	8		Josh Sharkey (Samford) vs Jacksonville State (11/09/18)
	7		Josh Sharkey (Samford) at Purdue Fort Wayne (11/23/18)
	6		Ta'Vonne Bond (VMI) vs Goucher (11/11/18)
	6		Tray Hollowell (Wofford) vs Mars Hill (11/23/18)
	5		Quayson Williams (The Citadel) vs Mid-Atl. Christian (11/12/18)
	5		Cameron Jackson (Wofford) vs Mars Hill (11/23/18)
	5		Isaiah Miller (UNC Greensboro) vs Greensboro College (11/27/18)
	5		Jerry Johnson Jr. (Chattanooga) vs Hiwassee (11/27/18)
	5		Garrett Gilkeson (VMI) vs American (11/27/18)
Blocked shots	7		James Dickey (UNC Greensboro) at North Carolina A&T (11/06/18)
	6		Zane Najdawi (The Citadel) vs Johnson (11/14/18)
	5		Octavion Corley (ETSU) vs Hiwassee (11/08/18)
	4		Ruben Guerrero (Samford) vs North Alabama (11/06/18)
	4		Victor Bafutto (Mercer) vs Piedmont (11/09/18)
	4		Kyrin Galloway (UNC Greensboro) at LSU (11/09/18)
	4		Matt Rafferty (Furman) at Villanova (11/17/18)
	4		Ruben Guerrero (Samford) vs Belmont (11/29/18)
	4		Matt Rafferty (Furman) vs Western Carolina (12/01/18)
Turnovers	9		Carlos Dotson (Western Carolina) vs Jacksonville State (11/20/18)
	7		Josh Sharkey (Samford) vs North Alabama (11/06/18)
	7		Matt Halvorsen (Western Carolina) at SMU (11/14/18)
	7		Lew Stallworth (The Citadel) at Texas (11/16/18)
	7		James Harrison (ETSU) vs Reinhardt (12/03/18)