

# 2018-2019

# Southern Conference Men's Basketball



#SoConHoops

702 North Pine Street, Spartanburg, SC 29303 • 864-591-5100 • Fax: 864-591-3448

Phil Perry, Assistant Commissioner for Media Relations (FB contact)

facebook.com/SouthernConference • twitter.com/SoConSports • instagram.com/SouthernConference

## 2018-19 SOUTHERN CONFERENCE BASKETBALL STANDINGS

	Conference					Overall					
	W-L	Pct.	H	A	ST	W-L	Pct.	H	A	N	ST
UNCG	2-0	1.000	1-0	1-0	W2	13-2	.867	7-0	5-2	1-0	W6
Wofford	2-0	1.000	1-0	1-0	W2	10-4	.714	7-1	3-3	0-0	W1
The Citadel	1-0	1.000	1-0	0-0	W1	9-3	.750	6-1	3-2	0-0	L1
Furman	1-1	.500	1-0	0-1	L1	12-2	.857	7-0	5-2	0-0	L2
ETSU	1-1	.500	1-0	0-1	W1	11-4	.733	7-0	3-4	1-0	W3
Samford	1-1	.500	1-1	0-0	W1	11-4	.733	8-2	3-2	0-0	W1
Chattanooga	1-1	.500	1-0	0-1	L1	6-9	.400	5-1	1-6	0-2	L1
Mercer	0-1	.000	0-0	0-1	L1	5-8	.385	5-1	0-6	0-1	L1
VMI	0-2	.000	0-0	0-2	L2	6-8	.429	5-1	1-7	0-0	L1
Western Carolina	0-2	.000	0-1	0-1	L2	3-12	.200	2-2	1-8	0-2	L4

## UPCOMING SCHEDULE (ALL TIMES EASTERN)

### Jan. 3 (Thursday)

*The Citadel at Wofford, 7 p.m.	ESPN+
*Samford at ETSU, 7 p.m.	ESPN3
*Mercer at Furman, 7 p.m.	ESPN+
*Chattanooga at Western Carolina, 7 p.m.	ESPN3

### Jan. 5 (Saturday)

*UNCG at VMI, 1 p.m.	ESPN+
*Samford at Western Carolina, 2 p.m.	ESPN+
*Chattanooga at ETSU, 4 p.m.	ESPN+
*The Citadel at Furman, 4 p.m.	ESPN3
*Mercer at Wofford, 7 p.m.	Nexstar/ESPN3

### Nexstar affiliates for Jan. 5:

WYCW (Greenville/Spartanburg/Asheville)  
WCBF (Charleston)  
WVCW (Lynchburg)

### Jan. 10 (Thursday)

*ETSU at The Citadel, 7 p.m.	ESPN+
*Furman at VMI, 7 p.m.	ESPN3
*Western Carolina at Mercer, 7 p.m.	ESPN+
*Wofford at UNCG, 7 p.m.	ESPN3

### Jan. 12 (Saturday)

*Western Carolina at The Citadel, 1 p.m.	Nexstar/ESPN+
*Wofford at VMI, 1 p.m.	ESPN+
*ETSU at Mercer, 4:30 p.m.	ESPN3
*Samford at Chattanooga, 4:30 p.m.	ESPN3
*Furman at UNCG, 5 p.m.	ESPN3

### Nexstar affiliates for Jan. 12:

WYCW (Greenville/Spartanburg/Asheville)  
WCBF (Charleston)

## SoCON PLAYER OF THE WEEK (12/31)

### Jeromy Rodriguez, F-Jr., F ETSU

Rodriguez notched his eighth double-double of the season Saturday in the Bucs' 79-56 win over Furman, which dropped its second straight after opening the season 12-0 and appearing in the Associated Press Top 25 for three weeks.

Rodriguez shot 8-for-10 from the floor and made three of his four free-throw attempts en route to 19 points on the afternoon. He also pulled down 11 rebounds (10 defensive) as he continued to pace the SoCon in double-doubles on the year.

The redshirt junior from Santiago, Dominican Republic, helped ETSU to its third straight win overall as it moved to 7-0 at home on the season. Rodriguez, who blocked one shot in addition to his work on the defensive glass, and the Bucs held Furman to a season low in points and 25 below its seasonal scoring average.

Rodriguez (175) and the Bucs (638) lead NCAA Division I in total rebounds.



## NOTES

• Nonconference play is now in the books for all 10 Southern Conference teams, as Thursday's four-game slate marks the full return of league play for the duration of the regular season.

• SoCon teams combined to go 77-47 (.621) in non-conference play, including a 54-47 (.535) mark against Division I opponents and a 53-25 (.679) record against non-Power 5 opponents.

• UNCG is off to its best start in program history at 13-2 and has won six straight contests. The Spartans, who are also riding a school-record 17-game home winning streak, have moved up to No. 4 in the CollegeInsider.com Mid-Major Top 25, pacing three SoCon teams in the top 10. Furman, which has lost two straight after its 12-0 start, dropped two spots to No. 5 in the poll, while Wofford jumped three spots to No. 8 after its 74-54 win over Western Carolina on Saturday. ETSU and Samford are receiving votes.

• UNCG and Wofford are both 2-0 in SoCon play, while The Citadel is 1-0. The Bulldogs visit the Terriers on Thursday and UNCG is idle, assuring that there will be just two remaining league unbeaten heading into the weekend.

• Furman's Matt Rafferty and The Citadel's Matt Friererson could become the league's next members of the 1,000-point club Thursday, as Rafferty has 997 to his credit and Frierson has 995. Should that happen, it would mark the second straight year in which multiple SoCon student-athletes reached the milestone on the same day, as three players – The Citadel's Zane Najdawi, Mercer's Jordan Strawberry and UNCG's Marvin Smith – did so on Feb. 1 of last year.

• Another highlight of Thursday's schedule is Samford at ETSU, a game that features a pair of 11-4 squads that are 1-1 in league play. The Bucs are 10-2 since opening the season 1-2, capping the 2018 calendar year by winning the Sun Bowl Invitational in El Paso, Texas, and downing Furman 79-56. Samford, which has already surpassed its win total from last season, suffered consecutive losses to No. 3 Tennessee and UNCG before bouncing back with its highest-scoring game of the season, a 96-68 win over VMI on Saturday.

• Western Carolina hosts Chattanooga on Thursday seeking its third straight win over the Mocs after sweeping the season series for the first time in school history last year.

• Chattanooga has shot over 50 percent from the floor in three straight contests, including a season-best 52.9 percent (27-for-51) in its 85-72 loss at UNCG on Saturday. The Mocs haven't shot over 50 percent in four straight since February 2007.

• Mercer fell 71-67 to Harvard in Atlanta, Georgia, on Saturday. The Bears trailed by as many as 18 in the contest but could not complete the comeback.

For additional notes, see page 2

## CONFERENCE NEWS AND NOTES

• The Citadel's Zane Najdawi was named the General Shale SoCon Student-Athlete of the Week on Wednesday. The senior sports management major boasts a 3.447 GPA.

• UNCG's victory over Chattanooga on Saturday gave coach Wes Miller a program-record 125 career wins, breaking a tie with former Spartan coach Mike Dement.

• UNCG shares the NCAA Division I lead with 13 wins.

• Wofford's Fletcher Magee is closing in on Davidson great Stephen Curry for the SoCon's career 3-point record. With 404 to his credit, Magee trails Curry's record of 414 by just 10. Magee is tied for 13th in NCAA DI history, while Curry is ninth (in just three years). Also, with 2,052 career points to his credit, Magee needs just 247 to enter the SoCon's career top 10 in that category.

• The Citadel's 8-3 nonconference record is its best since posting the same mark in 2001-02.

• Furman has shot just 37.3 percent from the floor in its last two games after shooting 48.6 percent in its season-opening 12-game winning streak.

• ETSU leads DI in rebounding margin with a differential of 13.9 per game and total rebounds with 638. Redshirt junior forward Jeremy Rodriguez holds the national lead with 175 total rebounds and is fourth with 11.7 per game. The last Buc to lead the SoCon in rebounding for a season was Dillion Sneed with 9.5 in 2004-05, ETSU's final season in the league before returning in 2014-15.

• VMI sophomore Bubba Parham leads the league in scoring at 22.2 points per game this year. Should Parham finish the season in the top position, it would mark the third time in four seasons that a Keydet has done so, as QJ Peterson paced the SoCon in points per game in both 2015-16 and 2016-17.

## ALL-AROUND SUCCESS

Furman senior forward Matt Rafferty is the only player in the SoCon to rank in the top 10 in scoring, rebounding, assists, steals and blocked shots. Only two other qualified players in the league appear in the top 10 in even three of those categories – Wofford's Cameron Jackson appears in four and Samford's Ruben Guerrero appears in three.

	Pts	Reb	Ast	St	Blk
Matt Rafferty, FUR	7th	2nd	3rd	3rd	3rd
	16.7	8.9	4.4	2.2	1.6
Cameron Jackson, WOF	8th	5th	x	6th	t5th
	15.2	7.9	x	1.5	1.0
Ruben Guerrero, SAM	9th	4th	x	x	2nd
	15.1	8.5	x	x	2.1

## Did you know?

• VMI sophomore guard Bubba Parham scored at least 30 points in four straight contests from Nov. 18-27, making him the first SoCon player to accomplish that feat since Davidson's Stephen Curry did so from Nov. 17-24, 2008.

• Furman's Jordan Lyons' 54 points against North Greenville on Nov. 13 were the most scored by an NCAA Division I player since Jodie Meeks of Kentucky scored 54 in 2009.

## Preseason predictions

Defending regular-season and tournament champion UNCG was the preseason pick to win the league in 2018-19 among the league's 10 head coaches and media. Wofford's Fletcher Magee was the coaches' selection for preseason player of the year.

**Preseason Player of the Year**  
Fletcher Magee, Sr., G, Wofford

### Preseason All-Southern Conference Team

Zane Najdawi, Sr., F, The Citadel  
Tray Boyd III, Jr., G, ETSU  
Bo Hodges, So., G/F, ETSU  
Jeremy Rodriguez, R-Jr., F, ETSU  
Matt Rafferty, Sr., F, Furman  
Ross Cummings, Jr., G, Mercer  
Francis Alonso, Sr., G, UNCG  
James Dickey, Jr., F, UNCG  
Bubba Parham, So., G, VMI  
Cameron Jackson, Sr., F, Wofford  
Fletcher Magee, Sr., G, Wofford

### Coaches poll

Team (1st)	Total	Team (1st)	Total
1. UNCG (6)	78	1. UNCG (16)	231
2. Wofford (4)	74	2. Wofford (6)	214
3. ETSU	67	3. ETSU (2)	198
4. Furman	57	4. Furman	169
5. Mercer	48	5. Mercer	136
6. The Citadel	38	6. Chattanooga	103
7. Chattanooga	30	7. The Citadel	96
8. Samford	26	8. Samford	69
9. Western Carolina	20	9. Western Carolina	59
10. VMI	12	10. VMI	45

### Media poll

Team (1st)	Total	Team (1st)	Total
1. UNCG (16)	231	1. UNCG (16)	231
2. Wofford (6)	214	2. Wofford (6)	214
3. ETSU (2)	198	3. ETSU (2)	198
4. Furman	169	4. Furman	169
5. Mercer	136	5. Mercer	136
6. Chattanooga	103	6. Chattanooga	103
7. The Citadel	96	7. The Citadel	96
8. Samford	69	8. Samford	69
9. Western Carolina	59	9. Western Carolina	59
10. VMI	45	10. VMI	45

## NET RANKINGS (AS OF JAN. 2)

The NCAA Evaluation Tool (NET) replaces the RPI this season and relies on game results, strength of schedule, game location, scoring margin, net offensive and defensive efficiency, and the quality of wins and losses to aid the NCAA in evaluating programs throughout the season. New rankings are released daily.

SoCon team	NET ranking
UNCG	53
Wofford	55
ETSU	78
Furman	87
Samford	99
The Citadel	160
Mercer	184
Chattanooga	283
Western Carolina	307
VMI	331

## SoCON COACHING RECORDS

Coach, school	Career (yrs.)	School (yrs.)	SoCon (yrs.)
Duggar Baucom, The Citadel	230-245 (16th)	42-67 (4th)	20-53 (5th)
Steve Forbes, ETSU	253-93 (11th)	87-33 (4th)	43-13 (4th)
Bob Richey, Furman	35-13 (2nd)	Same	14-6 (2nd)
Bob Hoffman, Mercer	514-308 (25th)	203-153 (11th)	40-33 (5th)
Wes Miller, UNCG	125-112 (8th)	Same	70-53 (8th)
Scott Padgett, Samford	68-80 (5th)	Same	25-49 (5th)
Lamont Paris, Chattanooga	16-32 (2nd)	Same	4-16 (2nd)
Dan Earl, VMI	30-74 (4th)	Same	11-45 (4th)
Mark Prosser, Western Carolina	8-35 (2nd)	3-12 (1st)	0-2 (1st)
Mike Young, Wofford	279-243 (17th)	Same	159-124 (17th)

## SoCON PLAYERS OF THE WEEK

Nov. 13	Josh Sharkey, Jr., G, SAM
Nov. 20	Jordan Lyons, Jr., G, FUR
Nov. 27	Low Stallworth, Gr., G, CIT
Dec. 4	Low Stallworth, Gr., G, CIT
Dec. 11	Jeremy Rodriguez, R-Jr., F, ETSU
Dec. 18	Matt Rafferty, Sr., F, FUR
Dec. 24	Francis Alonso, Sr., G, UNCG
Dec. 31	Jeremy Rodriguez, R-Jr., F, ETSU
Jan. 8	
Jan. 15	
Jan. 22	
Jan. 29	
Feb. 5	
Feb. 12	
Feb. 19	
Feb. 26	

## SoCON PLAYERS OF THE MONTH

November	Matt Rafferty, Sr., F, FUR
December	
January	
February	

## SoCON STUDENT-ATHLETE OF THE WEEK

Jan. 2	Zane Najdawi, Sr., F, CIT
--------	---------------------------

## NATIONAL/REGIONAL RECOGNITION

**Jerry West Shooting Guard of the Year Award**  
Watch list  
Fletcher Magee, Wofford, Sr., G

**Lou Henson Award (top DI mid-major player)**  
Watch list  
Matt Rafferty, Furman, Sr., F  
Francis Alonso, UNCG, Sr., G  
James Dickey, UNCG, Jr., F  
Cameron Jackson, Wofford, R-Sr., F  
Fletcher Magee, Wofford, Sr., G

**Kareem Abdul-Jabbar Award Watch List**  
James Dickey, UNCG, Jr., F

**Senior CLASS Award candidate**  
Zane Najdawi, The Citadel, Sr., F

**Andy Katz National Player of the Week**  
Jordan Lyons, Furman, Jr., G

Nov. 19, 2018

## THE SoCON VS. RANKED TEAMS

Furman's win at No. 8 Villanova on Nov. 17 was the SoCon's second road victory over a top-10 opponent in as many seasons, as Wofford downed then-No. 5 North Carolina in 2017. Coincidentally, Villanova and North Carolina were both defending national champions.

SoCon	Opp.	Score	Date
Furman	#8 Villanova	76-68 (OT)	11/17/18
Wofford	#5 North Carolina	79-75	12/20/17
Col. of Charleston	#21 Baylor	63-59	11/24/12
Davidson	#12 Kansas	80-74	12/19/11
Col. of Charleston	#9 North Carolina	82-79 (OT)	1/4/10
#23 Davidson	#24 Gonzaga	82-76	3/21/08
#23 Davidson	#8 Georgetown	74-70	3/23/08
#23 Davidson	#6 Wisconsin	73-56	3/28/08
Col. of Charleston	#3 North Carolina	66-64	12/5/98

COLLEGEINSIDER.COM MID-MAJOR TOP 25 (MORE DETAILS TO RIGHT -->)

School (1st-place)	PS	N12	N19	N26	D3	D10	D17	D24	D31
Gonzaga (31)	1	1	1	1	1	1	1	1	1
Buffalo	2	2	2	2	2	2	2	2	2
Toledo	13	13	-	16	9	6	6	6	3
<b>UNC Greensboro</b>	<b>20</b>	<b>19</b>	<b>13</b>	<b>5</b>	<b>6</b>	<b>5</b>	<b>5</b>	<b>5</b>	<b>4</b>
<b>Furman</b>	-	<b>20</b>	<b>6</b>	<b>4</b>	<b>3</b>	<b>3</b>	<b>3</b>	<b>3</b>	<b>5</b>
Belmont	17	10	5	3	4	4	4	4	6
Charleston	-	24	25	24	13	12	9	7	7
<b>Wofford</b>	<b>8</b>	<b>5</b>	<b>9</b>	<b>7</b>	<b>5</b>	<b>7</b>	<b>7</b>	<b>11</b>	<b>8</b>
Murray State	18	16	10	11	12	11	10	10	9
San Francisco	-	-	-	21	22	17	12	8	10
Lipscomb	22	22	18	8	7	8	11	9	11
Loyola Marymount	-	-	22	14	11	9	8	12	12
Montana	16	14	19	13	17	19	19	15	13
New Mexico State	-	-	-	-	25	25	18	18	14
UC Irvine	24	23	15	17	18	13	13	14	15
Stony Brook	-	-	-	25	14	15	15	16	16
South Dakota State	5	3	7	10	8	10	14	17	17
Louisiana	11	12	23	23	19	16	21	19	18
Kent State	-	-	-	-	-	-	-	20	19
Liberty	-	-	-	-	24	24	17	22	20
Texas State	-	-	-	-	-	-	20	21	21
Hofstra	-	-	-	-	-	-	-	23	22
Penn	23	18	21	-	-	20	16	13	23
Drake	-	-	-	-	-	-	-	25	24
NJIT	-	-	-	-	-	-	25	24	25
BYU	4	4	3	6	15	14	22	-	-
Vermont	-	-	-	-	-	-	23	-	-
San Diego	-	-	-	-	-	22	24	-	-
Georgia Southern	-	-	17	12	21	18	-	-	-
Radford	-	-	-	-	16	21	-	-	-
Georgia State	12	15	16	20	-	23	-	-	-
Loyola Chicago	3	8	8	9	10	-	-	-	-
Illinois State	14	17	14	19	20	-	-	-	-
Northern Kentucky	-	-	24	-	23	-	-	-	-
Saint Mary's	9	7	4	15	-	-	-	-	-
Bradley	-	-	-	18	-	-	-	-	-
Harvard	7	11	12	22	-	-	-	-	-
Northeastern	6	6	11	-	-	-	-	-	-
Southern Illinois	10	9	20	-	-	-	-	-	-
Stephen F. Austin	19	21	-	-	-	-	-	-	-
Yale	25	25	-	-	-	-	-	-	-
Rider	15	-	-	-	-	-	-	-	-
Wright State	21	-	-	-	-	-	-	-	-

MID-MAJOR TOP 25 (DEC. 31)

The Southern Conference has three teams ranked in the CollegeInsider.com Mid-Major Top 25, with two more receiving votes. Despite dropping its first contest of the season on Dec. 21, Furman held steady at third.

CollegeInsider.com Mid-Major Top 25

Rank	School (1st-place)	Record	Pts.	LW	Conf.
1.	Gonzaga (31)	12-2	775	1	West Coast
2.	Buffalo	12-1	743	2	Mid-American
3.	Toledo	12-1	672	6	Mid-American
4.	<b>UNC Greensboro</b>	<b>13-2</b>	<b>636</b>	<b>5</b>	<b>Southern</b>
5.	<b>Furman</b>	<b>12-2</b>	<b>621</b>	<b>3</b>	<b>Southern</b>
6.	Belmont	9-2	613	4	Ohio Valley
7.	Charleston	12-2	562	7	Colonial
8.	<b>Wofford</b>	<b>10-4</b>	<b>531</b>	<b>11</b>	<b>Southern</b>
9.	Murray State	9-2	517	10	Ohio Valley
10.	San Francisco	12-2	506	8	West Coast
11.	Lipscomb	9-4	457	9	Atlantic Sun
12.	Loyola Marymount	12-2	379	12	West Coast
13.	Montana	8-4	339	15	Big Sky
14.	New Mexico State	11-3	303	18	WAC
15.	UC Irvine	11-4	301	14	Big West
16.	Stony Brook	12-3	261	16	America East
17.	South Dakota State	11-5	257	17	Summit
18.	Louisiana	9-4	206	19	Sun Belt
19.	Kent State	11-2	196	20	Mid-American
20.	Liberty	11-4	167	22	Atlantic Sun
21.	Texas State	11-2	128	21	Sun Belt
22.	Hofstra	12-3	126	23	Colonial
23.	Penn	10-4	107	13	Ivy League
24.	Drake	11-2	81	25	Missouri Valley
25.	NJIT	12-3	76	24	Atlantic Sun

Others receiving votes: Saint Mary's 74, Yale 60, San Diego 59, ETSU 47, Georgia State 37, BYU 31, Northern Kentucky 28, Seattle 26, Ball State 22, Vermont 21, Samford 16, Loyola Chicago 15, Georgia Southern 12, Princeton 11, UCSB 11, Indiana State 9, Stephen F. Austin 9, Southern Illinois 8, Austin Peay 5, Radford 5, Central Michigan 4, Abilene Christian 3, Utah Valley 2.

ASSOCIATED PRESS TOP 25

School (1st-place)	PS	N12	N19	N26	D3	D10	D17	D24	D31
Duke (35)	4	1	1	3	3	2	2	1	1
Michigan (9)	19	18	9	7	5	5	4	2	2
Tennessee (12)	6	5	5	6	7	3	3	3	3
Virginia (4)	5	4	4	4	4	6	5	4	4
Kansas (4)	1	2	2	2	2	1	1	5	5
Nevada	7	6	6	5	6	7	6	6	6
Gonzaga	3	3	3	1	1	4	8	7	7
Michigan State	10	11	11	9	10	9	10	8	8
Florida State	17	14	14	15	11	10	11	9	9
Virginia Tech	15	16	13	13	15	13	13	10	10
Texas Tech	-	-	-	20	13	11	12	11	11
Auburn	11	9	8	8	8	8	7	12	12
Kentucky	2	10	10	10	9	19	19	16	13
Ohio State	-	-	23	16	19	15	15	13	14
North Carolina	8	7	7	11	14	12	9	14	15
Marquette	-	24	-	-	-	21	20	18	16
Mississippi State	18	17	15	25	22	18	17	19	17
NC State	-	-	-	-	-	-	-	20	18
Houston	-	-	-	-	-	24	21	22	19
Buffalo	-	25	22	21	17	14	14	21	20
Indiana	-	-	-	-	-	t25	22	23	21
Wisconsin	-	-	25	22	12	16	15	22	22
Oklahoma	-	-	-	-	-	-	-	25	23
Nebraska	-	-	-	-	24	-	25	-	24
Iowa	-	-	20	14	18	22	23	24	25
Arizona State	-	-	-	-	20	20	18	17	-
<b>Furman</b>	-	-	-	-	<b>25</b>	<b>23</b>	<b>24</b>	-	-
Villanova	9	8	-	23	21	17	-	-	-
Syracuse	16	15	-	-	-	t25	-	-	-
Kansas State	12	12	12	12	16	t25	-	-	-
Maryland	-	-	-	24	23	-	-	-	-
Texas	-	-	-	17	-	-	-	-	-
Oregon	14	13	21	18	-	-	-	-	-
Purdue	24	23	24	19	-	-	-	-	-
Clemson	22	19	16	-	-	-	-	-	-
UCLA	21	20	17	-	-	-	-	-	-
TCU	20	21	18	-	-	-	-	-	-
LSU	23	22	19	-	-	-	-	-	-
West Virginia	13	-	-	-	-	-	-	-	-
Washington	25	-	-	-	-	-	-	-	-

USA TODAY COACHES TOP 25

School (1st-place)	PS	N19	N26	D3	D10	D17	D24	D31
Duke (10)	3	1	3	3	2	2	2	1
Virginia (11)	5	4	4	4	3	3	1	2
Tennessee (7)	6	5	7	7	4	4	3	3
Michigan (4)	18	8	5	5	5	5	4	4
Nevada	9	7	6	6	7	6	6	5
Kansas	1	2	2	2	1	1	5	6
Michigan State	10	11	8	10	9	8	7	7
Gonzaga	4	3	1	1	6	9	8	8
Florida State	15	13	14	11	10	12	9	9
Virginia Tech	17	14	12	14	13	13	10	10
Texas Tech	-	-	19	13	11	11	13	11
Ohio State	-	23	16	17	14	14	t11	12
Auburn	12	9	t10	9	8	7	t11	13
Kentucky	2	10	9	8	18	18	15	14
North Carolina	7	6	13	12	12	10	14	15
Mississippi State	19	15	25	22	17	16	t17	16
Houston	-	-	-	-	22	20	19	17
Marquette	-	-	-	-	-	23	20	18
NC State	-	-	-	-	-	-	24	19
Buffalo	-	25	20	18	15	15	22	t20
Iowa	-	22	15	19	21	21	21	t20
Indiana	-	-	-	-	-	-	25	22
Wisconsin	-	-	22	16	19	17	16	t23
Nebraska	25	24	-	25	25	22	23	t23
Oklahoma	-	-	-	-	-	-	-	25
Arizona State	-	-	-	20	20	19	t17	-
Maryland	-	-	-	23	23	24	-	-
<b>Furman</b>	-	-	-	-	-	<b>25</b>	-	-
Villanova	8	-	23	21	16	-	-	-
Kansas State	11	12	t10	15	24	-	-	-
Purdue	22	19	18	24	-	-	-	-
Texas	-	-	17	-	-	-	-	-
Oregon	16	20	21	-	-	-	-	-
Clemson	23	16	24	-	-	-	-	-
UCLA	20	17	-	-	-	-	-	-
TCU	21	18	-	-	-	-	-	-
LSU	-	21	-	-	-	-	-	-
West Virginia	13	-	-	-	-	-	-	-
Syracuse	14	-	-	-	-	-	-	-
Washington	24	-	-	-	-	-	-	-



## ACTIVE SoCON CAREER LEADERS - (SoCON CAREER RANK)

### Points scored

2,052	Fletcher Magee, Wofford, Sr.
1,788	Francis Alonso, UNCG, Sr.
1,371	Zane Najdawi, The Citadel, Sr.
1,105	Cameron Jackson, Wofford, R-Sr.
997	Matt Rafferty, Furman, Sr.

### Points scored per game (min. 800 points)

18.16	Fletcher Magee, Wofford, Sr.
15.03	Francis Alonso, UNCG, Sr.
12.69	Zane Najdawi, The Citadel, Sr.
10.28	Matt Rafferty, Furman, Sr.
9.99	Nathan Hoover, Wofford, Jr.

### Field-goal percentage (min. 240 made)

.589	Cameron Jackson, Wofford, R-Sr.
.572	Matt Rafferty, Furman, Sr.
.490	Zane Najdawi, The Citadel, Sr.
.453	Fletcher Magee, Wofford, Sr.
.452	Marc Gosselin, Western Carolina, Sr.

### 3-point field goals made

404	Fletcher Magee, Wofford, Sr.	(2)
342	Francis Alonso, UNCG, Sr.	(5)
281	Matt Frierson, The Citadel, Sr.	
172	Quayson Williams, The Citadel, Sr.	
159	Jordan Lyons, Furman, Jr.	
159	Nathan Hoover, Wofford, Jr.	

### 3-point field-goal percentage (min. 120 made)

.431	Fletcher Magee, Wofford, Sr.	(10)
.419	Andrew Brown, Furman, Sr.	
.417	Francis Alonso, UNCG, Sr.	
.395	Nathan Hoover, Wofford, Jr.	
.381	Demetrius Troy, UNCG, Sr.	

### Free-throw percentage (min. 110 made)

.910	Fletcher Magee, Wofford, Sr.	(1)
.872	Francis Alonso, UNCG, Sr.	(6)
.851	Nathan Hoover, Wofford, Jr.	
.794	Bubba Parham, VMI, So.	
.783	Zane Najdawi, The Citadel, Sr.	

### Rebounds

678	Matt Rafferty, Furman, Sr.
624	Marc Gosselin, Western Carolina, Sr.
605	Zane Najdawi, The Citadel, Sr.
592	James Dickey, UNCG, Jr.
562	Cameron Jackson, Wofford, R-Sr.

### Rebounds per game (min. 280 rebounds)

7.79	James Dickey, UNCG, Sr.
6.99	Matt Rafferty, Furman, Sr.
6.16	Mladen Armus, ETSU, So.
5.62	Marc Gosselin, Western Carolina, Sr.
5.60	Zane Najdawi, The Citadel, Sr.

### Blocked shots

166	Zane Najdawi, The Citadel, Sr.
133	James Dickey, UNCG, Jr.
104	Cameron Jackson, Wofford, R-Sr.
84	Matt Rafferty, Furman, Sr.
48	Marc Gosselin, Western Carolina, Sr.

### Steals

159	Josh Sharkey, Samford, Jr.
137	Cameron Jackson, Wofford, R-Sr.
133	Demetrius Troy, UNCG, Sr.
133	Matt Rafferty, Furman, Sr.
112	Quayson Williams, The Citadel, Sr.

### Assists

395	Josh Sharkey, Samford, Jr.
370	Demetrius Troy, UNCG, Sr.
273	Francis Alonso, UNCG, Sr.
232	Matt Rafferty, Furman, Sr.
182	Fletcher Magee, Wofford, Sr.

### Assists per game (min. 150 assists)

4.88	Josh Sharkey, Samford, Jr.
3.87	Storm Murphy, Wofford, So.
3.30	Demetrius Troy, UNCG, Sr.
2.39	Matt Rafferty, Furman, Sr.
2.29	Francis Alonso, UNCG, Sr.

## SoCON RECORD BOOK

### INDIVIDUAL

#### Coaching victories at SoCon school

1.	447	Bob McKillop, DAV	1992-2014
2.	<b>279</b>	<b>Mike Young, WOF</b>	<b>2002-present</b>
3.	243	Mack McCarthy, UTC	1985-97
	243	Burton Shipley, MD	1923-47
5.	230	Bill Reinhart, GW	1935-42; 49-66

#### Coaching wins per season (min. two seasons)

Avg. Wins	Yrs.		
1.	26.7	187	7 Everett Case, NCSU 1946-53
2.	26.0	52	2 Ben Carnevale, UNC 1944-46
3.	<b>25.3</b>	<b>76*</b>	<b>3 Steve Forbes, ETSU 2015-pr.</b>
4.	24.3	146	6 Fred Schaus, WVU 1954-60
5.	23.8	95	4 John Kresse, CofC 1998-02

\* Entering 2018-19 season

#### 3-point field goals made

Game		
1.	15	Keith Veney, Marshall* 12/16/96
	<b>15</b>	<b>Jordan Lyons, FUR* 11/15/18</b>
3.	11	Elton Nesbitt, GSU vs. UTC 1/17/05
	11	Fletcher Magee, WOF at UTC 2/17/18
5.	10	Nine times. This season: <b>Matt Frierson, CIT vs. Johnson 11/14/18</b> <b>Bubba Parham, VMI at Kentucky 11/18/18</b>

#### Career

1.	414	Stephen Curry, DAV	2006-09
2.	<b>404</b>	<b>Fletcher Magee, WOF</b>	<b>2015-pr.</b>
3.	396	Andrew Goudelock, CofC	2007-11
4.	358	Donald Sims, APP	2007-11
5.	<b>342</b>	<b>Francis Alonso, UNCG</b>	<b>2015-pr.</b>
6.	312	Karl Cochran, WOF	2011-15
7.	299	Ian Chadwick, WOF	1997-01
8.	295	Zach Urbanus, CIT	2007-11
9.	<b>281</b>	<b>Matt Frierson, CIT</b>	<b>2015-pr.</b>
10.	278	Jake Robinson, WCU	2006-10

#### 3-point field goals attempts

Game		
1.	<b>34</b>	<b>Jordan Lyons, FUR* Nov. 15, 2018</b>
2.	25	Keith Veney, Marshall Dec. 16, 1996

\* NCAA record

### 3-point percentage (min. 120 made)

Career	Pct.	3FG-3FGA	
1.	49.3	223-452	Keith Jennings, ETSU 1989-91
2.	45.2	126-279	Alan Puckett, CIT 1999-02
3.	45.1	146-324	Shawn Reid, FUR 1984-88
4.	44.7	159-356	Brandon Born, UTC 1991-95
5.	44.5	154-346	Derek Rucker, DAV 1985-88
6.	44.0	166-377	D. Denzel-Dyson, SAM 2016-18
7.	44.0	131-298	David Donerlon, WCU 1989-90
8.	43.4	190-438	Peter Anderer, DAV 2000-03
9.	43.2	189-437	Kemp Phillips, APP 1987-90
10.	<b>43.1</b>	<b>404-938</b>	<b>Fletcher Magee, WOF 2015-pr.</b>

### Free-throw percentage (min. 200 made)

Career	Pct.	FT-FTA	
1.	<b>91.0</b>	<b>332-365</b>	<b>Fletcher Magee, WOF 2015-pr.</b>
2.	89.3	358-401	Nik Cochran, DAV 2009-13
3.	89.2	545-611	Donald Sims, APP 2007-11
4.	88.9	281-316	Chad Copeland, UTC 1993-94
5.	87.6	479-557	Stephen Curry, DAV 2007-09
6.	<b>87.2</b>	<b>348-399</b>	<b>Francis Alonso, UNCG 2015-pr.</b>
7.	86.6	214-247	Johnny Mitchell, VMI 1967-69
8.	86.4	260-301	Greg White, MAR 1978-81
9.	86.3	253-293	Jordan Strawberry, MER 2014-18
10.	86.3	201-233	Demetre Rivers, MER 2014-18

### TEAM

#### Scoring

Game		
1.	154	Furman vs. The Citadel 1/8/55
2.	149	Furman vs. Newberry 2/13/54
3.	<b>148</b>	<b>The Citadel vs. Mid-Atlantic Christian 11/12/18</b>
4.	146	The Citadel vs. Johnson 11/11/16
5.	144	The Citadel vs. Toccoa Falls 12/7/16
6.	141	Western Carolina vs. Toccoa Falls 1/17/12
7.	137	Davidson vs. Warren Wilson 12/9/91
	<b>137</b>	<b>The Citadel vs. Johnson 11/14/18</b>
9.	133	Western Carolina vs. Toccoa Falls 11/26/01
	133	VMI vs. Mid-Atlantic Christian 12/2/14

#### Field goals made

Game		
1.	63	Furman vs. Newberry 12/13/54
2.	61	Davidson vs. Warren Wilson 12/10/91
3.	61	Western Carolina vs. Toccoa Falls 11/6/01
4.	<b>57</b>	<b>The Citadel vs. Mid-Atlantic Christian 11/12/18</b>

### Field-goal attempts

Game		
1.	116	Furman vs. The Citadel 1/8/55
2.	102	The Citadel vs. USC Aiken 2/17/82
3.	106	The Citadel vs. Johnson 11/11/16
4.	105	VMI vs. Mid-Atlantic Christian 12/2/14
5.	104	The Citadel vs. UMBC 12/19/16
6.	98	Davidson vs. New Hampshire 12/28/62
	98	Western Carolina vs. Toccoa Falls 11/20/08
<b>98</b>	<b>The Citadel vs. Mid-Atlantic Christian</b>	<b>11/12/18</b>

### 3-point field goals made

Game		
1.	24	VMI vs. Furman 2/12/15
2.	<b>23</b>	<b>The Citadel vs. Mid-Atlantic Christian 11/12/18</b>
	<b>23</b>	<b>The Citadel vs. High Point 11/27/18</b>
4.	22	Ga. Southern vs. Chattanooga 1/17/05
5.	21	Furman vs. Virginia Intermont 12/29/04
	21	VMI vs. Johnson 11/18/14
	21	The Citadel vs. Ogelthorpe 11/10/17
<b>21</b>	<b>Furman vs. North Greenville</b>	<b>11/15/18</b>

### 3-point field-goal attempts

Game		
1.	57	VMI vs. Mid-Atlantic Christian 12/2/14
2.	55	VMI vs. Marist 12/13/14
3.	<b>51</b>	<b>The Citadel vs. Mid-Atlantic Christian 11/12/18</b>
4.	52	Davidson vs. Colby 11/21/06
5.	50	The Citadel at Air Force 12/2/15
	50	The Citadel vs. Johnson 11/13/16
	50	The Citadel vs. UMBC 12/19/16
<b>8.</b>	<b>49</b>	<b>Furman vs. North Greenville 11/15/18</b>
9.	48	The Citadel vs. Truett McConnell 11/15/16
	48	The Citadel at Western Carolina 2/25/18
<b>48</b>	<b>The Citadel vs. Johnson</b>	<b>11/14/18</b>

### Rebounds

Game		
1.	78	George Wash. vs. Georgetown 1968-69
2.	76	Davidson vs. VMI Jan. 8, 1970
3.	70	VMI vs. Mid-Atlantic Christian Dec. 2, 2014
4.	68	Davidson vs. Emory Nov. 9, 2007
5.	67	The Citadel vs. Clemson Nov. 25, 2000
	67	The Citadel vs. Johnson Nov. 13, 2016
7.	65	Ga. Southern vs. UC Davis Nov. 12, 2006
<b>8.</b>	<b>64</b>	<b>ETSU vs. Reinhardt Dec. 3, 2018</b>
9.	63	ETSU vs. UVA-Wise Nov. 18, 2014
<b>63</b>	<b>The Citadel vs. Mid-Atlantic Christian</b>	<b>11/12/18</b>

## SPECIALTY STATS LEADERS

50-point games	Ovr.	SoCon
Jordan Lyons, FUR	1	0

40-point games	Ovr.	SoCon
Jordan Lyons, FUR	1	0

30-point games	Ovr.	SoCon
Bubba Parham, VMI	4	0
Matt Frierson, CIT	1	0
Jordan Lyons, FUR	1	0
Ross Cummings, MER	1	0
Francis Alonso, UNCG	1	1
Kyrin Galloway, UNCG	1	0
Kameron Gibson, WCU	1	0
Nathan Hoover, WOF	1	0

20-point games	Ovr.	SoCon
Bubba Parham, VMI	8	1
Francis Alonso, UNCG	6	1
Lew Stallworth, CIT	5	0
Tray Boyd III, ETSU	4	0
Jordan Lyons, FUR	4	1
Matt Rafferty, FUR	4	1
Josh Starkey, SAM	4	0
Cameron Jackson, WOF	4	1
Fletcher Magee, WOF	4	1
Matt Frierson, CIT	3	0
Kaiden Rice, CIT	3	0
Ross Cummings, MER	3	1
Brandon Austin, SAM	3	0
Ruben Guerrero, SAM	3	1
Kevin Easley, UTC	3	1
Clay Mounce, FUR	2	0
Isaiah Miller, UNCG	2	2
Carlos Dotson, WCU	2	1
Kameron Gibson, WCU	2	0
Zane Najdawi, CIT	1	0
Alex Reed, CIT	1	0
Jeremy Rodriguez, ETSU	1	0
Djordje Dimitrijevic, MER	1	0
Kyrin Galloway, UNCG	1	0
Kaleb Hunter, UNCG	1	0
Myron Gordon, SAM	1	0
Keveon Nolan, SAM	1	0
Jerry Johnson Jr., UTC	1	0
Garrett Gilkeson, VMI	1	0
Jake Stephens, VMI	1	0
Matt Halvorsen, WCU	1	0
Nathan Hoover, WOF	1	0

15-rebound games	Ovr.	SoCon
Jeremy Rodriguez, ETSU	3	0
Matt Rafferty, FUR	2	1
Ruben Guerrero, SAM	1	0
Thomas Smallwood, UTC	1	0
Carlos Dotson, WCU	1	0

10-rebound games	Ovr.	SoCon
Jeremy Rodriguez, ETSU	11	1
Matt Rafferty, FUR	6	1
Mladen Armus, ETSU	5	0
Carlos Dotson, WCU	5	1
Robert Allen, SAM	4	0
Zane Najdawi, CIT	3	0
James Dickey, UNCG	3	0
Ruben Guerrero, SAM	3	1
Tyler Creammer, VMI	3	0
Cameron Jackson, WOF	3	0
Lew Stallworth, CIT	2	0
Clay Mounce, FUR	2	0
Marc Gosselin, WCU	2	1
Keve Aluma, WOF	2	1
Hayden Brown, CIT	1	0
Kaelon Harris, CIT	1	0
Alex Reed, CIT	1	0
D'Andre Bernard, ETSU	1	0
Octavion Corley, ETSU	1	0
Fardaws Aimaq, MER	1	0
Ethan Stair, MER	1	1
Jaylen Stowe, MER	1	0
Eric Hamilton, UNCG	1	1
Brandon Austin, SAM	1	0
Josh Sharkey, SAM	1	0
Kevin Easley, UTC	1	0

10-rebound games (cont.)	Ovr.	SoCon
Thomas Smallwood, UTC	1	0
Garrett Gilkeson, VMI	1	0
Chevez Goodwin, WOF	1	0

15-assist games	Ovr.	SoCon
None	0	0

10-assist games	Ovr.	SoCon
Lew Stallworth, CIT	3	0
Josh Starkey, SAM	2	0
Quayson Williams, CIT	1	0
Alex Hunter, FUR	1	1
Donovann Toatley, UTC	1	0
Greg Parham, VMI	1	0

5-block games	Ovr.	SoCon
Zane Najdawi, CIT	1	0
Octavion Corley, ETSU	1	0

Double-doubles	Ovr.	SoCon
Jeremy Rodriguez, ETSU	8	1
Matt Rafferty, FUR	6	1
Lew Stallworth, CIT	5	1
Carlos Dotson, WCU	5	1
Zane Najdawi, CIT	3	0
Josh Starkey, SAM	3	0
Cameron Jackson, WOF	3	0
Clay Mounce, FUR	2	1
Ruben Guerrero, SAM	2	1
Hayden Brown, CIT	1	0
Mladen Armus, ETSU	1	0
Alex Hunter, FUR	1	1
Ethan Stair, MER	1	1
Jaylen Stowe, MER	1	0
James Dickey, UNCG	1	0
Eric Hamilton, UNCG	1	1
Robert Allen, SAM	1	0
Brandon Austin, SAM	1	0
Thomas Smallwood, UTC	1	0
Tyler Creammer, VMI	1	0
Garrett Gilkeson, VMI	1	0
Greg Parham, VMI	1	0
Marc Gosselin, WCU	1	0
Chevez Goodwin, WOF	1	0

20/15 games	Ovr.	SoCon
Jeremy Rodriguez, ETSU	1	0
Ruben Guerrero, SAM	1	0

20/10 games	Ovr.	SoCon
Matt Rafferty, FUR	2	0
Ruben Guerrero, SAM	2	0
Zane Najdawi, CIT	1	0
Lew Stallworth, CIT	1	0
Jeremy Rodriguez, ETSU	1	0
Clay Mounce, FUR	1	0
Brandon Austin, SAM	1	0
Josh Starkey, SAM	1	0
Carlos Dotson, WCU	1	1

^ 3 nonconference dbl-dbls were points/assists  
 + 2 nonconference dbl-dbls were points/assists  
 \* points/assists

## SoCon 3-POINT PROWESS

• Three league players have hit at least 10 3-pointers in a game this season, highlighted by Furman's Jordan Lyons matching the SoCon and NCAA Division I records with 15 against North Greenville on Nov. 13. The Citadel's Matt Frierson hit a school-record 10 in a win over Johnson University on Nov. 14 and VMI's Bubba Parham hit a school-record 10 in a loss at No. 10 Kentucky on Nov. 18. The Keydets hit 19 3s in the contest, the most ever against Kentucky and a Rupp Arena record.

• The Citadel has hit 23 3-pointers twice this season, falling one shy of the SoCon record both times. The Bulldogs set their school record with 23 against Mid-Atlantic Christian on Nov. 12 and matched it against High Point on Nov. 27.

• Furman matched its school record with 21 3-pointers against North Greenville on Nov. 13.

• The Citadel leads NCAA Division I with 14.0 made 3-pointers per game this season. The Bulldogs finished last season averaging 12.1 made 3-pointers per game, which was second in DI. Wofford finished fifth in 3-point percentage at 41.3.

• Wofford's Fletcher Magee is 10th in SoCon annals with a career 3-point percentage of 43.1 (see chart on page 4).

• Magee has 404 career 3s, good for second in SoCon history (see chart on page 3), and UNCG's Francis Alonso (339) is fifth. Magee is currently 10 back of record-holder Stephen Curry of Davidson (2006-09), while Alonso is 16 back of fourth-place Donald Sims of Appalachian State (2007-11).

• Six SoCon student-athletes have active streaks of at least 10 games with a made 3-pointer. The Citadel's Frierson has the longest active streak in the league at 50 games after Wofford's Magee saw his 60-game streak snapped with an 0-for-9 effort at No. 2 Kansas on Dec. 4.

Consecutive games with a 3-pointer	Player, school	'18-19	'17-18	'16-17	Total
	Matt Frierson, The Citadel	12	32	6	50
	Francis Alonso, UNCG	15	33	x	48
	Matt Halvorsen, WCU	15	x	x	15
	Patrick Good, ETSU	14	x	x	14
	Bubba Parham, VMI	10	x	x	10
	Austin Vereen, VMI*	10	x		10

\* has yet to play this season

• Frierson, whose 114 3-pointers last season were good for 10th in SoCon history, is on pace for 153 this season, a mark that would rank second in SoCon history and fourth in NCAA Division I history.

With 148 made 3s last season, Magee finished second on the SoCon's single-season chart, trailing only Stephen Curry's NCAA-record 162 in 2007-08 in SoCon history. Magee's total was fifth in a season in DI history.

Single-season 3-pointers, SoCon history	Player, school	Year
162	Stephen Curry, Davidson	2007-08
148	Fletcher Magee, Wofford	2017-18
135	Stephen McDowell, Chattanooga	2008-09
131	Andrew Goudelock, Col. of Charleston	2010-11
130	Keith Veney, Marshall	1996-97
130	Stephen Curry, Davidson	2008-09
123	Donald Sims, Appalachian State	2009-10
122	Stephen Curry, Davidson	2006-07
118	Keddric Mays, Chattanooga	2006-07
114	Matt Frierson, The Citadel	2017-18

Single-season 3-pointers, NCAA history	Player, school	Year
162	Stephen Curry, Davidson	2007-08
158	Darrin Fitzgerald, Butler	1986-87
155	Akeem Richmond, East Carolina	2013-14
152	Freddie Banks, UNLV	1986-87
148	Fletcher Magee, Wofford	2017-18

# SoCON vs. OTHER CONFERENCES

## American Athletic (1-1)

11/14 SMU 98, Western Carolina 65  
11/24 The Citadel 84, South Florida 81

## Atlantic Coast (0-7)

11/6 #22 Clemson 100, The Citadel 80  
11/6 #8 North Carolina 78, Wofford 67  
11/9 Pittsburgh 94, VMI 55  
11/24 NC State 78, Mercer 74  
11/27 Wake Forest 71, Western Carolina 64  
12/5 #15 Virginia Tech 89, VMI 68  
12/5 NC State 100, Western Carolina 67

## Atlantic Sun (6-1)

11/6 Samford 91, North Alabama 74  
11/12 Samford 74, Kennesaw State 60  
11/18 Jacksonville 74, Chattanooga 66  
(Mobile, Ala.)  
11/23 VMI 87, Stetson 79 (OT)  
11/24 Western Carolina 77, Jacksonville 65  
12/15 UNCG 53, North Alabama 48  
12/21 VMI 89, North Alabama 68

## Big 12 (0-3)

11/16 Texas 97, The Citadel 69  
11/18 Oklahoma 75, Wofford 64  
12/4 #2 Kansas 72, Wofford 47

## Big East (1-1)

11/11 Creighton 75, ETSU 69  
11/17 Furman 76, No. 8 Villanova 68 (OT)

## Big South (12-4)

11/10 Wofford 68, High Point 60  
11/13 Furman 88, Gardner-Webb 86 (OT)  
11/14 VMI 78, USC Upstate 72  
11/17 ETSU 76, Winthrop 74  
11/25 Furman 65, UNC Asheville 51  
11/27 The Citadel 112, High Point 87  
12/1 Longwood 65, VMI 45  
12/8 Western Carolina 71, UNC Asheville 59  
12/8 #25 Furman 74, USC Upstate 60  
12/11 #23 Furman 77, Charleston Southern 69  
12/12 Presbyterian 103, VMI 70  
12/15 High Point 86, Western Carolina 59  
12/15 Wofford 92, UNC Asheville 49  
12/18 The Citadel 82, Campbell 76  
12/18 UNCG 65, Radford 58  
12/29 Longwood 110, The Citadel 94

## Big Ten (0-4)

11/20 #23 Ohio State 68, Samford 50  
11/23 #8 Michigan 83, Chattanooga 55  
12/15 Illinois 73, ETSU 55  
12/18 #23 Iowa 78, Western Carolina 60

## Colonial (7-1)

11/10 Coll. of Charleston 77, Western Carolina 74  
11/13 UNCG 82, UNCW 61  
11/20 The Citadel 91, James Madison 82 (OT)  
11/23 UNCG 84, Delaware 65  
12/4 #25 Furman 98, Elon 77  
12/7 UNCG 75, Elon 74  
12/15 #23 Furman 93, UNCW 50  
12/21 Mercer 77, UNCW 73

## Conference USA (2-3)

11/6 Chattanooga 80, Charlotte 69  
11/6 UAB 75, Mercer 67  
11/21 Southern Miss 68, Western Carolina 63  
(Cancun, Mexico)  
11/24 UNCG 80, Louisiana Tech 73  
(Newark, Del.)  
12/5 Florida Atlantic 68, Mercer 64

## Horizon (1-1)

11/7 Wright State 96, Western Carolina 73  
11/18 Samford 73, Cleveland State 60

## Ivy (0-1)

12/29 Harvard 71, Mercer 67  
(Atlanta, Ga.)

## Mid-American (0-1)

12/21 Bowling Green 73, Western Carolina 52

## Mid-Eastern Athletic (6-0)

11/6 UNCG 74, North Carolina A&T 66  
11/20 Mercer 80, Maryland Eastern Shore 42  
11/21 Wofford 98, Coppin State 65  
11/25 Samford 77, South Carolina State 60  
12/12 UNCG 77, Coppin State 54  
12/22 ETSU 89, Norfolk State 61  
(El Paso, Texas)

## Missouri Valley (1-0)

11/9 Furman 60, Loyola Chicago 58

## Mountain West (1-0)

12/21 ETSU 76, Wyoming 53  
(El Paso, Texas)

## Non-Division I (23-0)

11/6 Furman 102, Bob Jones 48  
11/6 VMI 89, Washington College 56  
11/8 ETSU 109, Hiwassee 44  
11/9 Mercer 105, Piedmont 52  
11/11 VMI 98, Goucher 34  
11/12 The Citadel 148, Mid-Atlantic Christian 75  
11/13 Chattanooga 92, Cumberland 61  
11/13 Wofford 95, Carver 34  
11/14 The Citadel 137, Johnson 60  
11/14 Samford 66, Miles College 57  
11/15 Furman 107, North Greenville 67  
11/16 UNCG 105, Johnson & Wales 57  
11/17 Western Carolina 94, Hiwassee 55  
11/20 VMI 106, Kentucky Christian 80  
11/21 Furman 74, Southern Wesleyan 57  
11/23 Wofford 97, Mars Hill 46  
11/27 Mercer 90, Brewton-Parker 65  
11/27 UNCG 111, Greensboro College 33  
11/27 Chattanooga 95, Hiwassee 62  
12/3 ETSU 107, Reinhardt 60  
12/5 The Citadel 127, Johnson & Wales 93  
12/6 Wofford 112, Kentucky Christian 58  
12/21 Chattanooga 79, Bryan 45

## Ohio Valley (6-5)

11/9 Samford 92, Jacksonville State 72  
11/10 Eastern Kentucky 81, Chattanooga 78  
11/16 Mercer 77, UT Martin 60  
11/17 Southeast Missouri 63, Chattanooga 42  
(Mobile, Ala.)  
11/20 Jacksonville State 84, Western Carolina 53  
(Cancun, Mexico)  
11/29 Belmont 99, Samford 93 (OT)  
12/1 Chattanooga 71, Tennessee Tech 60  
12/8 ETSU 80, UT Martin 62  
12/13 Samford 77, Morehead State 72 (OT)  
12/15 The Citadel 86, Southeast Missouri 74  
12/18 UT Martin 75, Chattanooga 72

## Pac-12 (0-0)

11/16 Wofford at Stanford, canc.

## Patriot (0-1)

11/27 American 74, VMI 64

American Athletic.....	1-1
Atlantic Coast.....	0-7
Atlantic Sun.....	6-1
Big 12.....	0-3
Big East.....	1-1
Big South.....	12-4
Big Ten.....	0-4
Colonial.....	7-1
Conference USA.....	2-3
Horizon.....	1-1
Independent.....	0-0
Ivy.....	0-1
Mid-American.....	0-1
Mid-Eastern Athletic.....	6-0
Missouri Valley.....	1-0
Mountain West.....	1-0
Non-Division I.....	23-0
Ohio Valley.....	6-5
Pac-12.....	0-0
Patriot.....	0-1
Southeastern.....	1-8
Southland.....	2-0
Southwestern Athletic.....	2-0
Summit.....	2-0
Sun Belt.....	2-5
Western Athletic.....	1-0

<b>Total.....</b>	<b>77-47</b>
Home.....	52-7
Away.....	22-35
Neutral.....	3-5
vs. Top 25.....	1-12

## Southeastern (1-8)

11/9 #23 LSU 97, UNCG 91  
11/18 #10 Kentucky 92, VMI 82  
11/26 Wofford 81, South Carolina 61  
12/1 #9 Kentucky 78, UNCG 61  
12/16 Ole Miss 90, Chattanooga 70  
12/18 Florida 71, Mercer 63  
12/19 #3 Tennessee 83, Samford 70  
12/19 #17 Mississippi State 98, Wofford 87  
12/21 LSU 75, #24 Furman 57

## Southland (2-0)

11/20 ETSU 77, Sam Houston State 63  
12/17 Samford 85, Houston Baptist 61

## Southwestern Athletic (2-0)

11/19 UNCG 74, Prairie View A&M 66  
12/9 Samford 77, Alabama A&M 59

## Summit (2-0)

11/23 Samford 74, Purdue Fort Wayne 66  
11/24 ETSU 79, North Dakota State 61

## Sun Belt (2-5)

11/6 Georgia State 74, ETSU 68  
11/13 Georgia State 62, Mercer 60  
11/16 South Alabama 73, Chattanooga 54  
11/27 ETSU 69, Georgia Southern 64  
12/8 Georgia Southern 89, Mercer 74  
12/9 Wofford 82, Coastal Carolina 71  
12/12 Georgia State 95, Chattanooga 88


## Western Athletic (1-0)

11/19 ETSU 86, Chicago State 61

Home teams underlined All times Eastern




# 2018-19 SoCon BASKETBALL SCHEDULES (ALL TIMES EASTERN)



## The Citadel (9-3, 1-0 SoCon)

N6	at No. 22 Clemson (ACC Network Extra)	L, 80-100
N12	MID-ATLANTIC CHRISTIAN# (ESPN+)	W, 148-75
N14	JOHNSON UNIVERSITY# (ESPN3)	W, 137-60
N16	at Texas# (Longhorn Network)	L, 69-97
N20	at James Madison (Madison)	W, 91-82 (OT)
N24	at South Florida (ESPN3)	W, 84-81
N27	HIGH POINT (ESPN+)	W, 112-87
D1	*MERCER (ESPN+)	W, 79-69
D5	JOHNSON & WALES (ESPN3)	W, 127-93
D15	SOUTHEAST MISSOURI (ESPN+)	W, 86-74
D18	at Campbell (ESPN+)	W, 82-76
D29	LONGWOOD (ESPN3)	L, 94-110
J3	*at Wofford (ESPN+)	7 p.m.
J5	*at Furman (ESPN3)	4 p.m.
J10	*ETSU (ESPN+)	7 p.m.
J12	*WESTERN CAROLINA (Nexstar/ESPN+)	1 p.m.
J17	*at Samford (ESPN+)	8 p.m.
J19	*at Chattanooga (ESPN3)	4:30 p.m.
J24	*at UNCG (ESPN+)	7 p.m.
J26	*VMI (ESPN+)	1 p.m.
J31	*FURMAN (ESPN+)	7 p.m.
F2	*WOFFORD (Nexstar/ESPN3)	1 p.m.
F9	*at Mercer (ESPN3)	4 p.m.
F14	*at ETSU (ESPN3)	7 p.m.
F16	*at Western Carolina (ESPN+)	2 p.m.
F21	*CHATTANOOGA (ESPN3)	7 p.m.
F23	*SAMFORD (Nexstar/ESPN3)	1 p.m.
F28	*UNCG (ESPN+)	11:30 a.m.
M2	*at VMI (Nexstar/ESPN+)	1 p.m.
M8-11	at SoCon Championship (Asheville, N.C.)	


\* - Southern Conference game  
# - Continental Tire Las Vegas Invitational (campus sites)



## ETSU (11-4, 1-1 SoCon)

N6	at Georgia State# (ESPN+)	L, 68-74
N8	HIWASSEE (ESPN+)	W, 109-44
N11	at Creighton# (FS1)	L, 69-75
N17	at Winthrop (ESPN+)	W, 76-74
N19	CHICAGO STATE# (ESPN+)	W, 86-61
N20	SAM HOUSTON STATE# (ESPN3)	W, 77-63
N24	NORTH DAKOTA STATE (ESPN+)	W, 79-61
N27	at Georgia Southern (ESPN+)	W, 69-64
D1	*at Wofford (ESPN+)	L, 62-79
D3	REINHARDT (ESPN3)	W, 107-60
D8	UT MARTIN (ESPN+)	W, 80-62
D15	at Illinois (Big Ten Network Plus)	L, 55-73
D21	vs. Wyoming%	W, 76-53
D22	vs. Norfolk State%	W, 89-61
D29	*FURMAN (ESPN+)	W, 79-56
J3	*SAMFORD (ESPN3)	7 p.m.
J5	*CHATTANOOGA (ESPN+)	4 p.m.
J10	*at The Citadel (ESPN+)	7 p.m.
J12	*at Mercer (ESPN3)	4:30 p.m.
J17	*VMI (ESPN+)	7 p.m.
J19	*UNCG (ESPN3)	4 p.m.
J26	*at Western Carolina (ESPN3)	7 p.m.
J31	*at Samford (ESPN3)	7:30 p.m.
F2	*at Chattanooga (ESPN3)	4:30 p.m.
F7	*WOFFORD (ESPN+)	7 p.m.
F9	*at Furman (Nexstar/ESPN+)	4 p.m.
F14	*THE CITADEL (ESPN3)	7 p.m.
F16	*MERCER (ESPN3)	4 p.m.
F21	*at VMI (ESPN+)	7 p.m.
F24	*at UNCG (ESPN+)	3 p.m.
M2	*WESTERN CAROLINA (ESPN+)	4 p.m.
M8-11	at SoCon Championship (Asheville, N.C.)	


\* - Southern Conference game  
# - Cayman Islands Classic (campus sites)  
% - WestStar Bank Don Haskins Sun Bowl Inv. (El Paso, Texas)



## Furman (12-2, 1-1 SoCon)

N6	BOB JONES (ESPN+)	W, 102-48
N9	at Loyola Chicago (NBCSC/ESPN3)	W, 60-58
N13	GARDNER-WEBB (ESPN+)	W, 88-86 (OT)
N15	NORTH GREENVILLE# (ESPN3)	W, 107-67
N17	at No. 8 Villanova# (FS2)	W, 76-68 (OT)
N21	SOUTHERN WESLEYAN# (ESPN3)	W, 74-57
N25	at UNC Asheville (ESPN+)	W, 65-51
D1	*WESTERN CAROLINA (ESPN+)	W, 90-88 (2OT)
D4	at Elon (Phoenix All-Access)	W, 98-77
D8	at USC Upstate (ESPN+)	W, 74-60
D11	CHARLESTON SOUTHERN (ESPN3)	W, 77-69
D15	UNCW (ESPN+)	W, 93-50
D21	at LSU (SEC Network+)	L, 57-75
D29	*at ETSU (ESPN+)	L, 56-79
J3	*MERCER (ESPN+)	7 p.m.
J5	*THE CITADEL (ESPN3)	4 p.m.
J10	*at VMI (ESPN3)	7 p.m.
J12	*at UNCG (ESPN3)	5 p.m.
J19	*at Wofford (Nexstar/ESPN3)	7 p.m.
J24	*CHATTANOOGA (ESPN+)	7 p.m.
J26	*SAMFORD (ESPN3)	4:30 p.m.
J31	*at The Citadel (ESPN+)	7 p.m.
F2	*at Mercer (ESPN+)	4 p.m.
F7	*at Western Carolina (ESPN3)	7:30 p.m.
F9	*ETSU (Nexstar/ESPN+)	4 p.m.
F14	*UNCG (ESPN+)	7:30 p.m.
F16	*VMI (ESPN3)	4:30 p.m.
F23	*WOFFORD (ESPN3)	4 p.m.
F28	*at Samford (ESPN+)	7:30 p.m.
M2	*at Chattanooga (ESPN+)	2 p.m.
M8-11	at SoCon Championship (Asheville, N.C.)	


\* - Southern Conference game  
# - Advocare Invitational (campus sites)



## Mercer (5-8, 0-1 SoCon)

N6	at UAB	L, 67-75
N9	PIEDMONT (ESPN3)	W, 105-52
N13	at Georgia State (ESPN+)	L, 60-62
N16	UT MARTIN# (ESPN3)	W, 77-60
N20	MARYLAND EASTERN SHORE# (ESPN+)	W, 80-42
N24	at NC State# (ACC Network Extra)	L, 74-78
N27	BREWTON-PARKER (ESPN3)	W, 90-65
D1	*at The Citadel (ESPN+)	L, 69-79
D5	at Florida Atlantic (CUSA.TV)	L, 64-68
D8	GEORGIA SOUTHERN (ESPN3)	L, 74-89
D18	at Florida (SEC Network)	L, 63-71
D21	UNCW (ESPN+)	W, 77-73
D29	vs. Harvard^	L, 67-71
J3	*at Furman (ESPN+)	7 p.m.
J5	*at Wofford (Nexstar/ESPN3)	7 p.m.
J10	*WESTERN CAROLINA (ESPN+)	7 p.m.
J12	*ETSU (ESPN3)	4:30 p.m.
J17	*at Chattanooga (ESPN3)	8 p.m.
J19	*at Samford (ESPN3)	3 p.m.
J24	*VMI (ESPN+)	7:30 p.m.
J26	*at UNCG (ESPN+)	5 p.m.
J31	*WOFFORD (ESPN+)	7 p.m.
F2	*FURMAN (ESPN+)	4 p.m.
F9	*THE CITADEL (ESPN3)	4 p.m.
F14	*at Western Carolina (ESPN+)	7 p.m.
F16	*at ETSU (ESPN3)	4 p.m.
F21	*SAMFORD (ESPN+)	7 p.m.
F23	*CHATTANOOGA (ESPN3)	4 p.m.
F28	*at VMI (ESPN3)	7 p.m.
M2	*UNCG (ESPN+)	4:30 p.m.
M8-11	at SoCon Championship (Asheville, N.C.)	


\* - Southern Conference game  
# - Wolfpack Classic (campus sites)  
^ - Atlanta, Ga.



## UNCG (13-2, 2-0 SoCon)

N6	at North Carolina A&T	W, 74-66
N9	at No. 23 LSU (SEC Network+)	L, 91-97
N13	at UNCW	W, 82-61
N16	JOHNSON & WALES# (SDN/Roku)	W, 105-57
N19	PRAIRIE VIEW A&M (ESPN+)	W, 74-66
N23	at Delaware# (YouTube)	W, 84-65
N24	vs. Louisiana Tech^	W, 80-73
N27	GREENSBORO COLLEGE# (SDN/Roku)	W, 111-33
D1	at No. 10 Kentucky (ESPN2)	L, 61-78
D7	at Elon (Phoenix All-Access)	W, 75-74
D12	COPPIN STATE (ESPN3)	W, 77-54
D15	NORTH ALABAMA&& (ESPN+)	W, 53-48
D18	RADFORD (ESPN+)	W, 65-58
D22	*at Samford (ESPN+)	W, 83-75
D29	*CHATTANOOGA (ESPN+)	W, 85-72
J5	*at VMI (ESPN+)	1 p.m.
J10	*WOFFORD (ESPN3)	7 p.m.
J12	*FURMAN (ESPN3)	5 p.m.
J17	*at Western Carolina (ESPN+)	7:30 p.m.
J19	*at ETSU (ESPN3)	4 p.m.
J24	*THE CITADEL (ESPN+)	7 p.m.
J26	*MERCER (ESPN+)	5 p.m.
J31	*VMI (ESPN3)	7 p.m.
F7	*SAMFORD (ESPN+)	7 p.m.
F9	*at Chattanooga (ESPN+)	7 p.m.
F14	*at Furman (ESPN+)	7:30 p.m.
F16	*at Wofford (Nexstar/ESPN+)	7 p.m.
F21	*WESTERN CAROLINA (ESPN+)	7 p.m.
F24	*ETSU (ESPN+)	3 p.m.
F28	*at The Citadel (ESPN+)	11:30 a.m.
M2	*at Mercer (ESPN+)	4:30 p.m.
M8-11	at SoCon Championship (Asheville, N.C.)	

\* - Southern Conference game  
# - Delaware Invitational (campus sites)  
^ - Delaware Invitational (Newark, Del.)  
& - Fleming Gymnasium




## Samford (11-4, 1-1 SoCon)

N6	NORTH ALABAMA (ESPN3)	W, 91-74
N9	JACKSONVILLE STATE (ESPN3)	W, 92-72
N12	KENNESAW STATE (ESPN+)	W, 74-60
N14	MILES COLLEGE (ESPN3)	W, 66-57
N18	at Cleveland State# (ESPN+)	W, 73-60
N20	at No. 23 Ohio State# (BigTen2Go)	L, 50-68
N23	at Purdue Fort Wayne# (Mastodon All-Access)	W, 74-66
N25	SOUTH CAROLINA STATE# (ESPN+)	W, 77-60
N29	BELMONT (ESPN+)	L, 93-99 (OT)
D9	at Alabama A&M	W, 77-59
D13	MOREHEAD STATE (ESPN+)	W, 77-72 (OT)
D17	HOUSTON BAPTIST (ESPN+)	W, 85-61
D19	at No. 3 Tennessee (SEC Network+)	L, 70-83
D22	*UNCG (ESPN+)	L, 75-83
D29	*VMI (ESPN3)	W, 96-68
J3	*at ETSU (ESPN3)	7 p.m.
J5	*at Western Carolina (ESPN+)	2 p.m.
J12	*at Chattanooga (ESPN3)	4:30 p.m.
J17	*THE CITADEL (ESPN+)	8 p.m.
J19	*MERCER (ESPN3)	3 p.m.
J24	*at Wofford (ESPN+)	7 p.m.
J26	*at Furman (ESPN3)	4:30 p.m.
J31	*ETSU (ESPN3)	7:30 p.m.
F2	*WESTERN CAROLINA (ESPN3)	3 p.m.
F7	*at UNCG (ESPN+)	7 p.m.
F9	*at VMI (ESPN+)	1 p.m.
F16	*CHATTANOOGA (ESPN+)	5 p.m.
F21	*at Mercer (ESPN+)	7 p.m.
F23	*at The Citadel (Nexstar/ESPN3)	1 p.m.
F28	*FURMAN (ESPN+)	7:30 p.m.
M2	*WOFFORD (ESPN3)	2 p.m.
M8-11	at SoCon Championship (Asheville, N.C.)	

\* - Southern Conference game  
# - Buckeye Basketball Classic (campus sites)


# 2018-19 SoCon BASKETBALL SCHEDULES (ALL TIMES EASTERN)



**Chattanooga**  
(6-9, 1-1 SoCon)

N6	at Charlotte (CUSA-TV)	W, 80-69
N10	EASTERN KENTUCKY	L, 78-81
N13	CUMBERLAND# (ESPN+)	W, 92-61
N16	at South Alabama# (ESPN+)	L, 54-73
N17	vs. Southeast Missouri^	L, 42-63
N18	vs. Jacksonville^	L, 66-74
N23	at No. 8 Michigan (Big Ten Network)	L, 55-83
N27	HIWASSEE (ESPN3)	W, 95-62
D1	TENNESSEE TECH (ESPN+)	W, 71-60
D9	*VMI (ESPN+)	W, 83-65
D12	at Georgia State (ESPN+)	L, 88-95
D16	at Ole Miss (SEC Network)	L, 70-90
D18	at UT Martin (ESPN+)	L, 72-75
D21	BRYAN (ESPN+)	W, 79-45
D29	*at UNCG (ESPN+)	L, 72-85
J3	*at Western Carolina (ESPN3)	7 p.m.
J5	*at ETSU (ESPN+)	4 p.m.
J12	*SAMFORD (ESPN3)	4:30 p.m.
J17	*MERCER (ESPN3)	8 p.m.
J19	*THE CITADEL (ESPN3)	4:30 p.m.
J24	*at Furman (ESPN+)	7 p.m.
J26	*at Wofford (Nexstar/ESPN+)	7 p.m.
J31	*WESTERN CAROLINA (ESPN+)	8 p.m.
F2	*ETSU (ESPN3)	4:30 p.m.
F7	*at VMI (ESPN3)	7 p.m.
F9	*UNCG (ESPN+)	7 p.m.
F16	*at Samford (ESPN+)	5 p.m.
F21	*at The Citadel (ESPN3)	7 p.m.
F23	*at Mercer (ESPN3)	4 p.m.
F28	*WOFFORD (ESPN+)	7 p.m.
M2	*FURMAN (ESPN+)	2 p.m.
M8-11	at SoCon Championship (Asheville, N.C.)	


\* - Southern Conference game  
# - Goldie and Herman Ungar Classic (campus sites)  
^ - Goldie and Herman Ungar Classic (Mobile, Ala.)



**VMI**  
(6-8, 0-2 SoCon)

N6	WASHINGTON COLLEGE (SDN/Roku)	W, 89-56
N9	at Pittsburgh (ACC Network Extra)	L, 55-94
N11	GOUCHER# (SDN/Roku)	W, 98-34
N14	USC UPSTATE (ESPN+)	W, 78-72
N18	at No. 10 Kentucky# (SEC Network)	L, 82-92
N20	KENTUCKY CHRISTIAN# (ESPN3)	W, 106-80
N23	at Stetson (ESPN+)	W, 87-79 (OT)
N27	AMERICAN (ESPN3)	L, 64-74
D1	at Longwood (ESPN+)	L, 45-65
D5	at No. 15 Virginia Tech (ACC Network Extra)	L, 68-89
D9	*at Chattanooga (ESPN+)	L, 65-83
D12	at Presbyterian (ESPN+)	L, 70-103
D21	NORTH ALABAMA (ESPN+)	W, 89-68
D29	*at Samford (ESPN3)	L, 68-96
J5	*UNCG (ESPN+)	1 p.m.
J10	*FURMAN (ESPN3)	7 p.m.
J12	*WOFFORD (ESPN+)	1 p.m.
J17	*at ETSU (ESPN+)	7 p.m.
J19	*WESTERN CAROLINA (Nexstar/ESPN+)	1 p.m.
J24	*at The Citadel (ESPN+)	7:30 p.m.
J26	*at UNC (ESPN3)	1 p.m.
J31	*at UCG (ESPN3)	7 p.m.
F7	*CHATTANOOGA (ESPN3)	7 p.m.
F9	*SAMFORD (ESPN+)	1 p.m.
F14	*at Wofford (ESPN+)	7 p.m.
F16	*at Furman (ESPN3)	4:30 p.m.
F21	*ETSU (ESPN+)	7 p.m.
F23	*at Western Carolina (ESPN3)	7:30 p.m.
F28	*MERCER (ESPN3)	7 p.m.
M2	*THE CITADEL (Nexstar/ESPN+)	1 p.m.
M8-11	at SoCon Championship (Asheville, N.C.)	


\* - Southern Conference game  
# - Ohio Valley Hardwood Showcase (campus sites)



**Western Carolina**  
(3-12, 0-2 SoCon)

N7	at Wright State# (ESPN+)	L, 73-96
N10	COLLEGE OF CHARLESTON (ESPN3)	L, 74-77
N14	at SMU# (PonyUp TV)	L, 65-98
N17	HIWASSEE	W, 94-55
N20	vs. Jacksonville State^ (CBS Digital)	L, 53-84
N21	vs. Southern Miss^ (CBS Digital)	L, 63-68
N24	JACKSONVILLE	W, 77-65
N27	at Wake Forest (ACC Network Extra)	L, 64-71
D1	*at Furman (ESPN+)	L, 88-90 (2OT)
D5	at NC State (ACC Network Extra)	L, 67-100
D8	at UNC Asheville (ESPN+)	W, 71-59
D15	at High Point (ESPN+)	L, 59-86
D18	at No. 23 Iowa (Big Ten Network)	L, 60-78
D21	at Bowling Green (WBGUTV)	L, 52-73
D29	*WOFFORD (ESPN+)	L, 54-74
J3	*CHATTANOOGA (ESPN3)	7 p.m.
J5	*SAMFORD (ESPN+)	2 p.m.
J10	*at Mercer (ESPN+)	7 p.m.
J12	*at The Citadel (Nexstar/ESPN+)	1 p.m.
J17	*UNCG (ESPN+)	7:30 p.m.
J19	*at VMI (Nexstar/ESPN+)	1 p.m.
J26	*ETSU (ESPN3)	7 p.m.
J31	*at Chattanooga (ESPN+)	8 p.m.
F2	*at Samford (ESPN3)	3 p.m.
F7	*FURMAN (ESPN3)	7:30 p.m.
F9	*at Wofford (ESPN+)	7 p.m.
F14	*MERCER (ESPN+)	7 p.m.
F16	*THE CITADEL (ESPN+)	2 p.m.
F21	*at UNCG (ESPN+)	7 p.m.
F23	*VMI (ESPN3)	7:30 p.m.
M2	at ETSU (ESPN+)	4 p.m.
M8-11	at SoCon Championship (Asheville, N.C.)	

\* - Southern Conference game  
# - Cancun Challenge (campus sites)  
^ - Cancun Challenge (Cancun, Mexico)



**Wofford**  
(10-4, 2-0 SoCon)

N6	No. 8 NORTH CAROLINA (ESPN2)	L, 67-78
N10	at High Point (ESPN+)	W, 68-60
N13	CARVER (SDN/Roku)	W, 95-34
N16	at Stanford# (Pac-12 Networks)	canc.
N18	at Oklahoma# (Fox Sports Oklahoma)	L, 64-75
N21	COPPIN STATE# (ESPN3)	W, 98-65
N23	MARS HILL# (SDN/Roku)	W, 97-46
N26	at South Carolina (SEC Network+)	W, 81-61
D1	*ETSU (ESPN+)	W, 79-62
D4	at No. 2 Kansas (ESPN+)	L, 47-72
D6	KENTUCKY CHRISTIAN (SDN/Roku)	W, 112-58
D9	COASTAL CAROLINA (ESPN+)	W, 82-71
D15	UNC ASHEVILLE (ESPN+)	W, 92-49
D19	at No. 17 Mississippi State (SEC Network+)	L, 87-98
D29	*at Western Carolina (ESPN+)	W, 74-54
J3	*THE CITADEL (ESPN+)	7 p.m.
J5	*MERCER (Nexstar/ESPN3)	7 p.m.
J10	*at UNCG (ESPN3)	7 p.m.
J12	*at VMI (ESPN+)	1 p.m.
J19	*FURMAN (Nexstar/ESPN3)	7 p.m.
J24	*SAMFORD (ESPN+)	7 p.m.
J26	*CHATTANOOGA (Nexstar/ESPN+)	7 p.m.
J31	*at Mercer (ESPN+)	7 p.m.
F2	*at The Citadel (Nexstar/ESPN3)	1 p.m.
F7	*at ETSU (ESPN+)	7 p.m.
F9	*WESTERN CAROLINA (ESPN+)	7 p.m.
F14	*VMI (ESPN+)	7 p.m.
F16	*UNCG (Nexstar/ESPN+)	7 p.m.
F23	*at Furman (ESPN3)	4 p.m.
F28	*at Chattanooga (ESPN+)	7 p.m.
M2	*at Samford (ESPN3)	2 p.m.
M8-11	at SoCon Championship (Asheville, N.C.)	

\* - Southern Conference game  
# - Bad Boy Mowers Battle 4 Atlantis (campus sites)

## Southern Conference men's basketball media relations information

<p><b>The Citadel (CitadelSports.com)</b> Milledge Austin (maustin7@citadel.edu) Office: 843-953-6567</p> <p><b>ETSU (ETSUBucs.com)</b> Kevin Brown (brownk@etsu.edu) Office: 423-439-5263</p> <p><b>Furman (FurmanPaladins.com)</b> Jordan Caskey (jordan.caskey@furman.edu) Office: 864-294-3065</p> <p><b>Mercer (MercerBears.com)</b> Will Tharp (tharp_wb@mercer.edu) Office: 478-301-5218</p> <p><b>UNCG (UNCGSpartans.com)</b> Stephen Czarda (s_czarda@uncg.edu) Office: 336-334-5615</p> <p><b>Samford (SamfordSports.com)</b> Joey Mullins (jimmulli1@samford.edu) Office: 205-726-2799</p>	<p><b>Chattanooga (GoMocs.com)</b> Jim Horten (james-horten@utc.edu) Office: 423-425-2350</p> <p><b>VMI (VMIKeydets.com)</b> Wade Branner (brannerwh@vmi.edu) Office: 540-464-7515</p> <p><b>Western Carolina (CatamountSports.com)</b> Steven Grandy (sgrandy@email.wcu.edu) Office: 828-227-2655</p> <p><b>Wofford (WoffordTerriers.com)</b> Phil Marcello (marcellopr@wofford.edu) Office: 864-597-4092</p> <p><b>Southern Conference (SoConSports.com)</b> Phil Perry (pperry@socon.org) Office: 864-591-5100 // Cell: 864-525-5174</p>
---	---



2018-19 Southern Conference  
CONFERENCE BASKETBALL STATISTICS  
Through games of Jan 02, 2019 (All games)

SCORING OFFENSE	G	W-L	Pts	Avg/G
1. The Citadel	12	9-3	1189	99.1
2. Wofford	14	10-4	1143	81.6
3. UNC Greensboro	15	13-2	1200	80.0
4. Furman	14	12-2	1117	79.8
5. ETSU	15	11-4	1181	78.7
6. Samford	15	11-4	1170	78.0
7. VMI	14	6-8	1064	76.0
8. Mercer	13	5-8	967	74.4
9. Chattanooga	15	6-9	1097	73.1
10. Western Carolina	15	3-12	1014	67.6

SCORING DEFENSE	G	Pts	Avg/G
1. Wofford	14	884	63.1
2. ETSU	15	960	64.0
3. UNC Greensboro	15	977	65.1
4. Furman	14	933	66.6
5. Mercer	13	885	68.1
6. Samford	15	1042	69.5
7. Chattanooga	15	1081	72.1
8. VMI	14	1085	77.5
9. Western Carolina	15	1174	78.3
10. The Citadel	12	1004	83.7

SCORING MARGIN	G	Offense	Defense	Margin
1. Wofford	14	81.6	63.1	+18.5
2. The Citadel	12	99.1	83.7	+15.4
3. UNC Greensboro	15	80.0	65.1	+14.9
4. ETSU	15	78.7	64.0	+14.7
5. Furman	14	79.8	66.6	+13.1
6. Samford	15	78.0	69.5	+8.5
7. Mercer	13	74.4	68.1	+6.3
8. Chattanooga	15	73.1	72.1	+1.1
9. VMI	14	76.0	77.5	-1.5
10. Western Carolina	15	67.6	78.3	-10.7

FREE THROW PCT	G	FTM	FTA	Pct.
1. VMI	14	181	243	.745
2. The Citadel	12	195	265	.736
3. Samford	15	229	316	.725
4. UNC Greensboro	15	200	278	.719
5. Wofford	14	156	219	.712
6. Mercer	13	197	279	.706
7. Chattanooga	15	160	232	.690
8. ETSU	15	183	272	.673
9. Furman	14	147	219	.671
10. Western Carolina	15	173	291	.595

FIELD GOAL PERCENTAGE	G	FGM	FGA	Pct.
1. The Citadel	12	413	842	.490
2. UNC Greensboro	15	440	904	.487
3. Samford	15	415	857	.484
4. ETSU	15	437	913	.479
5. Wofford	14	421	891	.473
6. Furman	14	413	876	.471
7. Mercer	13	337	747	.451
8. Western Carolina	15	355	800	.444
9. Chattanooga	15	402	908	.443
10. VMI	14	371	893	.415

FIELD GOAL PCT DEFENSE	G	FGM	FGA	Pct.
1. Samford	15	360	927	.388
2. ETSU	15	337	843	.400
3. Wofford	14	309	748	.413
4. Mercer	13	307	739	.415
5. The Citadel	12	360	855	.421
6. UNC Greensboro	15	346	815	.425
7. Furman	14	358	831	.431
8. Chattanooga	15	383	870	.440
9. VMI	14	382	857	.446
10. Western Carolina	15	415	872	.476

3-POINT FG PCT	G	3FGM	3FGA	Pct.
1. Samford	15	111	283	.392
2. Wofford	14	145	379	.383
3. The Citadel	12	168	451	.373
4. Chattanooga	15	133	363	.366
5. ETSU	15	124	342	.363
6. UNC Greensboro	15	120	338	.355
7. Furman	14	144	407	.354
8. Western Carolina	15	131	379	.346
9. VMI	14	141	410	.344
10. Mercer	13	96	295	.325

3-POINT FG PCT DEFENSE	G	3FGM	3FGA	Pct.
1. Western Carolina	15	93	295	.315
2. Samford	15	113	356	.317
3. ETSU	15	110	345	.319
4. The Citadel	12	122	379	.322
5. Wofford	14	96	297	.323
6. Mercer	13	117	358	.327
7. UNC Greensboro	15	98	298	.329
8. Chattanooga	15	102	307	.332
9. Furman	14	106	313	.339
10. VMI	14	113	318	.355

REBOUNDING OFFENSE	G	Rebounds	Avg/G
1. ETSU	15	638	42.5
2. The Citadel	12	499	41.6
3. Samford	15	579	38.6
4. Furman	14	528	37.7
5. Wofford	14	522	37.3
6. VMI	14	506	36.1
7. Mercer	13	469	36.1
8. Chattanooga	15	536	35.7
9. Western Carolina	15	532	35.5
10. UNC Greensboro	15	514	34.3

REBOUNDING DEFENSE	G	Rebounds	Avg/G
1. ETSU	15	430	28.7
2. Wofford	14	404	28.9
3. Western Carolina	15	495	33.0
4. UNC Greensboro	15	501	33.4
5. Furman	14	485	34.6
6. Mercer	13	455	35.0
7. Samford	15	534	35.6
8. Chattanooga	15	542	36.1
9. VMI	14	564	40.3
10. The Citadel	12	493	41.1

2018-19 Southern Conference  
CONFERENCE BASKETBALL STATISTICS  
Through games of Jan 02, 2019 (All games)

REBOUNDING MARGIN	G	Team	Avg.	Opp.	Avg.	Margin
1.	ETSU	15	638	42.5	430	28.7 +13.9
2.	Wofford	14	522	37.3	404	28.9 +8.4
3.	Furman	14	528	37.7	485	34.6 +3.1
4.	Samford	15	579	38.6	534	35.6 +3.0
5.	Western Carolina	15	532	35.5	495	33.0 +2.5
6.	Mercer	13	469	36.1	455	35.0 +1.1
7.	UNC Greensboro	15	514	34.3	501	33.4 +0.9
8.	The Citadel	12	499	41.6	493	41.1 +0.5
9.	Chattanooga	15	536	35.7	542	36.1 -0.4
10.	VMI	14	506	36.1	564	40.3 -4.1

BLOCKED SHOTS	G	No.	Avg/G
1.	Furman	14	60 4.3
2.	The Citadel	12	50 4.2
3.	Samford	15	56 3.7
4.	ETSU	15	52 3.5
5.	UNC Greensboro	15	46 3.1
6.	Wofford	14	38 2.7
7.	Chattanooga	15	37 2.5
8.	Mercer	13	32 2.5
9.	VMI	14	25 1.8
10.	Western Carolina	15	19 1.3

ASSISTS	G	No.	Avg/G
1.	The Citadel	12	227 18.9
2.	Furman	14	235 16.8
3.	ETSU	15	231 15.4
4.	Wofford	14	210 15.0
5.	VMI	14	195 13.9
6.	Samford	15	206 13.7
7.	UNC Greensboro	15	205 13.7
8.	Chattanooga	15	201 13.4
9.	Mercer	13	171 13.2
10.	Western Carolina	15	182 12.1

STEALS	G	No.	Avg/G
1.	Furman	14	127 9.1
2.	UNC Greensboro	15	128 8.5
3.	The Citadel	12	98 8.2
4.	Wofford	14	105 7.5
5.	ETSU	15	107 7.1
6.	Mercer	13	91 7.0
7.	Samford	15	104 6.9
8.	VMI	14	94 6.7
9.	Western Carolina	15	74 4.9
10.	Chattanooga	15	71 4.7

TURNOVER MARGIN	G	Team	Avg.	Opp.	Avg.	Margin
1.	UNC Greensboro	15	171	11.4	260	17.3 +5.9
2.	Wofford	14	154	11.0	200	14.3 +3.3
	Furman	14	167	11.9	213	15.2 +3.3
4.	The Citadel	12	154	12.8	180	15.0 +2.2
5.	Mercer	13	180	13.8	203	15.6 +1.8
6.	VMI	14	169	12.1	189	13.5 +1.4
7.	ETSU	15	229	15.3	227	15.1 -0.1
8.	Chattanooga	15	200	13.3	195	13.0 -0.3
9.	Samford	15	221	14.7	202	13.5 -1.3
10.	Western Carolina	15	285	19.0	165	11.0 -8.0

ASSIST/TURNOVER RATIO	G	Ast.	Avg.	T/O	Avg.	Ratio
1.	The Citadel	12	227	18.9	154	12.8 1.5
2.	Furman	14	235	16.8	167	11.9 1.4
3.	Wofford	14	210	15.0	154	11.0 1.4
4.	UNC Greensboro	15	205	13.7	171	11.4 1.2
5.	VMI	14	195	13.9	169	12.1 1.2
6.	ETSU	15	231	15.4	229	15.3 1.0
7.	Chattanooga	15	201	13.4	200	13.3 1.0
8.	Mercer	13	171	13.2	180	13.8 1.0
9.	Samford	15	206	13.7	221	14.7 0.9
10.	Western Carolina	15	182	12.1	285	19.0 0.6

OFFENSIVE REBOUNDS	G	No.	Avg/G
1.	ETSU	15	206 13.7
2.	Wofford	14	165 11.8
3.	The Citadel	12	140 11.7
4.	Furman	14	157 11.2
5.	Mercer	13	136 10.5
6.	UNC Greensboro	15	152 10.1
7.	Samford	15	149 9.9
8.	Western Carolina	15	147 9.8
9.	VMI	14	132 9.4
10.	Chattanooga	15	133 8.9

DEFENSIVE REBOUNDS	G	No.	Avg/G
1.	The Citadel	12	359 29.9
2.	ETSU	15	432 28.8
3.	Samford	15	430 28.7
4.	Chattanooga	15	403 26.9
5.	VMI	14	374 26.7
6.	Furman	14	371 26.5
7.	Western Carolina	15	385 25.7
8.	Mercer	13	333 25.6
9.	Wofford	14	357 25.5
10.	UNC Greensboro	15	362 24.1

DEFENSIVE REB PCT.	G	D-Reb	Opp. OR	D-Reb%
1.	Wofford	14	357	93 .793
2.	ETSU	15	432	118 .785
3.	Chattanooga	15	403	130 .756
4.	Western Carolina	15	385	132 .745
5.	Furman	14	371	139 .727
6.	VMI	14	374	145 .721
7.	UNC Greensboro	15	362	153 .703
8.	Mercer	13	333	145 .697
9.	Samford	15	430	193 .690
10.	The Citadel	12	359	167 .683

OFFENSIVE REB PCT.	G	O-Reb	Opp. DR	O-Reb%
1.	ETSU	15	206	312 .398
2.	Wofford	14	165	311 .347
3.	Furman	14	157	346 .312
4.	Mercer	13	136	310 .305
5.	Samford	15	149	341 .304
6.	UNC Greensboro	15	152	348 .304
7.	The Citadel	12	140	326 .300
8.	Western Carolina	15	147	363 .288
9.	Chattanooga	15	133	412 .244
10.	VMI	14	132	419 .240

2018-19 Southern Conference  
CONFERENCE BASKETBALL STATISTICS  
Through games of Jan 02, 2019 (All games)

3-POINT FG MADE	G	No.	Avg/G
1. The Citadel	12	168	14.0
2. Wofford	14	145	10.4
3. Furman	14	144	10.3
4. VMI	14	141	10.1
5. Chattanooga	15	133	8.9
6. Western Carolina	15	131	8.7
7. ETSU	15	124	8.3
8. UNC Greensboro	15	120	8.0
9. Samford	15	111	7.4
10. Mercer	13	96	7.4



2018-19 Southern Conference  
CONFERENCE BASKETBALL STATISTICS  
Through games of Jan 02, 2019 (All games)

Team	Conference	Pct.	PF	PA	Overall	Pct.	PF	PA	Current unbeaten streak
UNC Greensboro	2-0	1.000	84.0	73.5	13-2	.867	80.0	65.1	UNC Greensboro -- 6
Wofford	2-0	1.000	76.5	58.0	10-4	.714	81.6	63.1	ETSU -- 3
The Citadel	1-0	1.000	79.0	69.0	9-3	.750	99.1	83.7	Wofford -- 1
Furman	1-1	.500	73.0	83.5	12-2	.857	79.8	66.6	Samford -- 1
ETSU	1-1	.500	70.5	67.5	11-4	.733	78.7	64.0	
Samford	1-1	.500	85.5	75.5	11-4	.733	78.0	69.5	
Chattanooga	1-1	.500	77.5	75.0	6-9	.400	73.1	72.1	
Mercer	0-1	.000	69.0	79.0	5-8	.385	74.4	68.1	
VMI	0-2	.000	66.5	89.5	6-8	.429	76.0	77.5	
Western Carolina	0-2	.000	71.0	82.0	3-12	.200	67.6	78.3	

TEAM SUMMARIES	G	PF-PA	Avg score	Margin	FG-FGA	Pct.	3FG-FGA	Pct.	FT-FTA	Pct.	RebF	RebA	Margin
Chattanooga	15	1097-1081	73.1-72.1	+1.1	402-908	.443	133-363	.366	160-232	.690	536	542	-0.4
ETSU	15	1181-960	78.7-64.0	+14.7	437-913	.479	124-342	.363	183-272	.673	638	430	+13.9
Furman	14	1117-933	79.8-66.6	+13.1	413-876	.471	144-407	.354	147-219	.671	528	485	+3.1
Mercer	13	967-885	74.4-68.1	+6.3	337-747	.451	96-295	.325	197-279	.706	469	455	+1.1
Samford	15	1170-1042	78.0-69.5	+8.5	415-857	.484	111-283	.392	229-316	.725	579	534	+3.0
The Citadel	12	1189-1004	99.1-83.7	+15.4	413-842	.490	168-451	.373	195-265	.736	499	493	+0.5
UNC Greensboro	15	1200-977	80.0-65.1	+14.9	440-904	.487	120-338	.355	200-278	.719	514	501	+0.9
VMI	14	1064-1085	76.0-77.5	-1.5	371-893	.415	141-410	.344	181-243	.745	506	564	-4.1
Western Carolina	15	1014-1174	67.6-78.3	-10.7	355-800	.444	131-379	.346	173-291	.595	532	495	+2.5
Wofford	14	1143-884	81.6-63.1	+18.5	421-891	.473	145-379	.383	156-219	.712	522	404	+8.4

ATTENDANCE	Home	Average	Away	Average	Neutral	Average	Total	Average
Chattanooga	6-14053	2342	7-28207	4030	2-0	0	15-42260	2817
ETSU	7-26819	3831	6-34843	5807	2-4011	2006	15-65673	4378
Furman	7-11572	1653	7-31704	4529	0-0	0	14-43276	3091
Mercer	6-13159	2193	6-27892	4649	1-2504	2504	13-43555	3350
Samford	10-10437	1044	5-29111	5822	0-0	0	15-39548	2637
The Citadel	7-4372	625	5-21897	4379	0-0	0	12-26269	2189
UNC Greensboro	7-15501	2214	7-43966	6281	1-172	172	15-59639	3976
VMI	6-4316	719	8-37476	4684	0-0	0	14-41792	2985
Western Carolina	4-4010	1002	9-35374	3930	2-0	0	15-39384	2626
Wofford	8-14175	1772	6-35689	5948	0-0	0	14-49864	3562
Totals	68-118414	1741	66-326159	4942	8-6687	836	142-451260	3178

2018-19 Southern Conference  
INDIVIDUAL BASKETBALL STATISTICS  
Through games of Jan 02, 2019 (All games)

To be ranked, a player must appear in at least 75.0% of their team's games.

SCORING							REBOUNDING						
	Cl	G	FG	3FG	FT	Pts Avg/G		Cl	G	Off	Def	Total	Avg/G
1. Bubba Parham-VMI	So	14	97	54	63	311 22.2	1. Jeromy Rodriguez-ETSU	Jr	15	56	119	175	11.7
2. Francis Alonso-UNCG	Sr	15	83	44	68	278 18.5	2. Matt Rafferty-FUR	Sr	14	39	86	125	8.9
3. Lew Stallworth-CIT	Sr	12	82	7	44	215 17.9	3. Carlos Dotson-WCU	Jr	15	39	91	130	8.7
4. Fletcher Magee-WOF	Sr	14	76	53	40	245 17.5	4. Ruben Guerrero-SAM	Sr	15	51	76	127	8.5
5. Matt Frierson-CIT	Sr	12	62	61	24	209 17.4	5. Cameron Jackson-WOF	Sr	14	45	66	111	7.9
6. Jordan Lyons-FUR	Jr	14	83	53	24	243 17.4	6. Mladen Armus-ETSU	So	15	41	74	115	7.7
7. Matt Rafferty-FUR	Sr	14	96	2	40	234 16.7	7. Robert Allen-SAM	Fr	15	20	94	114	7.6
8. Cameron Jackson-WOF	Sr	14	87	5	34	213 15.2	8. Zane Najdawi-CIT	Sr	12	31	57	88	7.3
9. Ruben Guerrero-SAM	Sr	15	94	0	38	226 15.1	9. Tyler Creammer-VMI	Jr	14	27	71	98	7.0
10. Ross Cummings-MER	So	13	58	41	35	192 14.8	10. Keve Aluma-WOF	So	14	34	55	89	6.4
11. Josh Sharkey-SAM	Jr	15	65	13	75	218 14.5	11. Kevin Easley-UTC	Fr	15	24	71	95	6.3
12. Kevin Easley-UTC	Fr	15	80	22	31	213 14.2	12. Lew Stallworth-CIT	Sr	12	3	72	75	6.3
13. Isaiah Miller-UNCG	So	15	92	6	21	211 14.1	13. Clay Mounce-FUR	So	14	22	63	85	6.1
14. Zane Najdawi-CIT	Sr	12	56	5	48	165 13.8	14. Garrett Gilkeson-VMI	Jr	14	24	60	84	6.0
15. Kaiden Rice-CIT	So	12	58	37	6	159 13.3	15. Jaylen Stowe-MER	Sr	13	16	56	72	5.5
16. Carlos Dotson-WCU	Jr	15	78	0	40	196 13.1	16. Ethan Stair-MER	Jr	13	22	49	71	5.5
17. Nathan Hoover-WOF	Jr	14	54	36	35	179 12.8	17. Thomas Smallwood-UTC	Sr	15	18	62	80	5.3
18. Matt Halvorsen-WCU	So	15	54	39	36	183 12.2	18. Fardaws Aimaq-MER	Fr	13	28	41	69	5.3
19. Kameron Gibson-WCU	Fr	15	65	34	15	179 11.9	19. Myles Lewis-VMI	So	14	24	47	71	5.1
20. Brandon Austin-SAM	Jr	15	62	41	12	177 11.8	20. Marc Gosselin-WCU	Sr	15	27	48	75	5.0
21. Jeromy Rodriguez-ETSU	Jr	15	71	0	33	175 11.7							
22. Djordje Dimitrijevic-MER	Jr	13	48	13	41	150 11.5							
23. Donovan Toatley-UTC	Fr	12	53	9	22	137 11.4							
24. Clay Mounce-FUR	So	14	62	21	14	159 11.4							
25. Tray Boyd III-ETSU	Jr	15	65	35	5	170 11.3							
26. Jaylen Stowe-MER	Sr	13	51	5	39	146 11.2							
27. Patrick Good-ETSU	So	14	50	46	11	157 11.2							
28. Myron Gordon-SAM	Jr	15	51	9	57	168 11.2							
29. Kyrin Galloway-UNCG	Jr	15	64	27	12	167 11.1							
30. Jerry Johnson Jr.-UTC	Jr	15	56	28	21	161 10.7							

FIELD GOAL PCT						ASSISTS			
	Cl	G	FGM	FGA	Pct.		Cl	G	No. Avg/G
1. Matt Rafferty-FUR	Sr	14	96	147	.653	1. Lew Stallworth-CIT	Sr	12	83 6.9
2. Ruben Guerrero-SAM	Sr	15	94	146	.644	2. Josh Sharkey-SAM	Jr	15	93 6.2
3. Cameron Jackson-WOF	Sr	14	87	147	.592	3. Matt Rafferty-FUR	Sr	14	62 4.4
4. Carlos Dotson-WCU	Jr	15	78	134	.582	4. Demetrius Troy-UNCG	Sr	15	60 4.0
5. Lew Stallworth-CIT	Sr	12	82	141	.582	5. Alex Hunter-FUR	So	14	55 3.9
6. Isaiah Miller-UNCG	So	15	92	168	.548	6. Storm Murphy-WOF	So	13	47 3.6
7. Kevin Easley-UTC	Fr	15	80	177	.452	7. Marcus Cohen-MER	So	11	39 3.5
8. Francis Alonso-UNCG	Sr	15	83	185	.449	8. Donovan Toatley-UTC	Fr	12	42 3.5
9. Matt Frierson-CIT	Sr	12	62	139	.446	9. Greg Parham-VMI	So	14	47 3.4
10. Bubba Parham-VMI	So	14	97	234	.415	10. Isaiah Tisdale-ETSU	Jr	14	45 3.2
11. Fletcher Magee-WOF	Sr	14	76	198	.384	11. Bubba Parham-VMI	So	14	44 3.1
12. Jordan Lyons-FUR	Jr	14	83	219	.379	12. Djordje Dimitrijevic-MER	Jr	13	36 2.8
						13. Ryan Larson-WOF	Fr	14	38 2.7
						14. Quayson Williams-CIT	Sr	12	32 2.7
						15. Matt Halvorsen-WCU	So	15	39 2.6

2018-19 Southern Conference  
INDIVIDUAL BASKETBALL STATISTICS  
Through games of Jan 02, 2019 (All games)

FREE THROW PCT		Cl	G	FTM	FTA	Pct.
1.	Fletcher Magee-WOF	Sr	14	40	43	.930
2.	Nathan Hoover-WOF	Jr	14	35	39	.897
3.	Francis Alonso-UNCG	Sr	15	68	76	.895
4.	Djordje Dimitrijevic-MER	Jr	13	41	46	.891
5.	Myron Gordon-SAM	Jr	15	57	64	.891
6.	Zane Najdawi-CIT	Sr	12	48	60	.800
7.	Bubba Parham-VMI	So	14	63	80	.788
8.	Ross Cummings-MER	So	13	35	46	.761
9.	Josh Sharkey-SAM	Jr	15	75	99	.758
10.	Jaylen Stowe-MER	Sr	13	39	55	.709
11.	Lew Stallworth-CIT	Sr	12	44	66	.667
	Ruben Guerrero-SAM	Sr	15	38	57	.667
13.	Matt Rafferty-FUR	Sr	14	40	63	.635
14.	Carlos Dotson-WCU	Jr	15	40	80	.500

STEALS		Cl	G	No.	Avg/G
1.	Josh Sharkey-SAM	Jr	15	42	2.8
2.	Isaiah Miller-UNCG	So	15	41	2.7
3.	Matt Rafferty-FUR	Sr	14	31	2.2
4.	Garrett Gilkeson-VMI	Jr	14	24	1.7
5.	Ethan Stair-MER	Jr	13	22	1.7
6.	Cameron Jackson-WOF	Sr	14	21	1.5
7.	Demetrius Troy-UNCG	Sr	15	21	1.4
8.	Alex Hunter-FUR	So	14	19	1.4
9.	Matt Frierson-CIT	Sr	12	15	1.3
10.	Isaiah Tisdale-ETSU	Jr	14	17	1.2
	Greg Parham-VMI	So	14	17	1.2
12.	Quayson Williams-CIT	Sr	12	14	1.2
13.	Jordan Lyons-FUR	Jr	14	16	1.1
14.	Jeromy Rodriguez-ETSU	Jr	15	17	1.1
15.	Lew Stallworth-CIT	Sr	12	13	1.1

3-POINT FG PCT		Cl	G	3FG	FGA	Pct.
1.	Kevin Nolan-SAM	So	15	28	52	.538
2.	Kyrin Galloway-UNCG	Jr	15	27	58	.466
3.	Matt Frierson-CIT	Sr	12	61	135	.452
4.	Nathan Hoover-WOF	Jr	14	36	80	.450
5.	Clay Mounce-FUR	So	14	21	48	.438
6.	Brandon Austin-SAM	Jr	15	41	94	.436
7.	Connor Kern-CIT	Sr	12	21	49	.429
8.	Kameron Gibson-WCU	Fr	15	34	80	.425
9.	Patrick Good-ETSU	So	14	46	109	.422
10.	Bubba Parham-VMI	So	14	54	130	.415
11.	Francis Alonso-UNCG	Sr	15	44	110	.400
12.	Kaiden Rice-CIT	So	12	37	93	.398
13.	Ross Cummings-MER	So	13	41	104	.394
14.	Tray Boyd III-ETSU	Jr	15	35	95	.368
15.	Fletcher Magee-WOF	Sr	14	53	146	.363

3-POINT FG MADE		Cl	G	3FG	Avg/G
1.	Matt Frierson-CIT	Sr	12	61	5.1
2.	Bubba Parham-VMI	So	14	54	3.9
3.	Jordan Lyons-FUR	Jr	14	53	3.8
	Fletcher Magee-WOF	Sr	14	53	3.8
5.	Patrick Good-ETSU	So	14	46	3.3
6.	Ross Cummings-MER	So	13	41	3.2
7.	Kaiden Rice-CIT	So	12	37	3.1
8.	Francis Alonso-UNCG	Sr	15	44	2.9
9.	Brandon Austin-SAM	Jr	15	41	2.7
10.	Matt Halvorsen-WCU	So	15	39	2.6
11.	Nathan Hoover-WOF	Jr	14	36	2.6
12.	Tray Boyd III-ETSU	Jr	15	35	2.3
13.	Kameron Gibson-WCU	Fr	15	34	2.3
14.	Kevin Nolan-SAM	So	15	28	1.9
	Jerry Johnson Jr.-UTC	Jr	15	28	1.9

BLOCKED SHOTS		Cl	G	No.	Avg/G
1.	Zane Najdawi-CIT	Sr	12	26	2.2
2.	Ruben Guerrero-SAM	Sr	15	32	2.1
3.	Matt Rafferty-FUR	Sr	14	22	1.6
4.	Clay Mounce-FUR	So	14	16	1.1
5.	Mladen Armus-ETSU	So	15	15	1.0
	Cameron Jackson-WOF	Sr	14	14	1.0
7.	Robert Allen-SAM	Fr	15	12	0.8
	Jeromy Rodriguez-ETSU	Jr	15	12	0.8
9.	Fardaws Aimaq-MER	Fr	13	10	0.8
10.	Kyrin Galloway-UNCG	Jr	15	11	0.7
11.	Matt Pegram-WOF	Sr	14	10	0.7
12.	Victor Bafutto-MER	So	13	9	0.7
13.	Thomas Smallwood-UTC	Sr	15	10	0.7
14.	Keigan Kerby-UTC	Fr	14	8	0.6
15.	Justin Brown-UTC	Fr	15	8	0.5

ASSIST/TURNOVER RATIO		Cl	G	Ast.	T/O	Ratio
1.	Alex Hunter-FUR	So	14	55	15	3.7
2.	Storm Murphy-WOF	So	13	47	16	2.9
	Greg Parham-VMI	So	14	47	16	2.9
4.	Isaiah Tisdale-ETSU	Jr	14	45	16	2.8
5.	Matt Rafferty-FUR	Sr	14	62	26	2.4
6.	Demetrius Troy-UNCG	Sr	15	60	26	2.3
7.	Lew Stallworth-CIT	Sr	12	83	39	2.1
8.	Marcus Cohen-MER	So	11	39	21	1.9
9.	Donovann Toatley-UTC	Fr	12	42	27	1.6
10.	Josh Sharkey-SAM	Jr	15	93	69	1.3
11.	Bubba Parham-VMI	So	14	44	39	1.1



2018-19 Southern Conference  
INDIVIDUAL BASKETBALL STATISTICS  
Through games of Jan 02, 2019 (All games)

OFFENSIVE REBOUNDS				Cl	G	No.	Avg/G
1.	Jeromy Rodriguez-ETSU	Jr	15	56	3.7		
2.	Ruben Guerrero-SAM	Sr	15	51	3.4		
3.	Cameron Jackson-WOF	Sr	14	45	3.2		
4.	Matt Rafferty-FUR	Sr	14	39	2.8		
5.	Mladen Armus-ETSU	So	15	41	2.7		
6.	Carlos Dotson-WCU	Jr	15	39	2.6		
7.	Zane Najdawi-CIT	Sr	12	31	2.6		
8.	Keve Aluma-WOF	So	14	34	2.4		
9.	Fardaws Aimaq-MER	Fr	13	28	2.2		
10.	Tyler Creammer-VMI	Jr	14	27	1.9		
11.	Chevez Goodwin-WOF	So	14	26	1.9		
12.	Marc Gosselin-WCU	Sr	15	27	1.8		
13.	Garrett Gilkeson-VMI	Jr	14	24	1.7		
	Myles Lewis-VMI	So	14	24	1.7		
15.	Ethan Stair-MER	Jr	13	22	1.7		

DEFENSIVE REBOUNDS				Cl	G	No.	Avg/G
1.	Jeromy Rodriguez-ETSU	Jr	15	119	7.9		
2.	Robert Allen-SAM	Fr	15	94	6.3		
3.	Matt Rafferty-FUR	Sr	14	86	6.1		
4.	Carlos Dotson-WCU	Jr	15	91	6.1		
5.	Lew Stallworth-CIT	Sr	12	72	6.0		
6.	Tyler Creammer-VMI	Jr	14	71	5.1		
7.	Ruben Guerrero-SAM	Sr	15	76	5.1		
8.	Mladen Armus-ETSU	So	15	74	4.9		
9.	Zane Najdawi-CIT	Sr	12	57	4.8		
10.	Kevin Easley-UTC	Fr	15	71	4.7		
11.	Cameron Jackson-WOF	Sr	14	66	4.7		
12.	Clay Mounce-FUR	So	14	63	4.5		
13.	Jaylen Stowe-MER	Sr	13	56	4.3		
14.	Garrett Gilkeson-VMI	Jr	14	60	4.3		
15.	Thomas Smallwood-UTC	Sr	15	62	4.1		

MINUTES PLAYED				Cl	G	No.	Avg/G
1.	Alex Hunter-FUR	So	14	474	33.9		
2.	Matt Rafferty-FUR	Sr	14	472	33.7		
3.	Josh Sharkey-SAM	Jr	15	502	33.5		
4.	Bubba Parham-VMI	So	14	465	33.2		
5.	Matt Halvorsen-WCU	So	15	490	32.7		
6.	Jordan Lyons-FUR	Jr	14	453	32.4		
7.	Garrett Gilkeson-VMI	Jr	14	451	32.2		
8.	Ethan Stair-MER	Jr	13	402	30.9		
9.	Lew Stallworth-CIT	Sr	12	370	30.8		
10.	Robert Allen-SAM	Fr	15	461	30.7		

2018-19 Southern Conference  
Conference Team Highs  
Through games of Jan 02, 2019 (All games)

TEAM HIGHS (highest totals made by)

Points	148	The Citadel vs Mid-Atl. Christian (11/12/18)
	137	The Citadel vs Johnson (11/14/18)
	127	The Citadel vs Johnson & Wales (12/05/18)
	112	The Citadel vs High Point (11/27/18)
	112	Wofford vs Kentucky Christian (12/06/18)
Margin	78 (111-33)	UNC Greensboro vs Greensboro College (11/27/18)
	77 (137-60)	The Citadel vs Johnson (11/14/18)
	73 (148-75)	The Citadel vs Mid-Atl. Christian (11/12/18)
	65 (109-44)	ETSU vs Hiwassee (11/08/18)
	64 (98-34)	VMI vs Goucher (11/11/18)
Field goals made	57	The Citadel vs Mid-Atl. Christian (11/12/18)
	47	The Citadel vs Johnson (11/14/18)
	46	ETSU vs Hiwassee (11/08/18)
	46	The Citadel vs Johnson & Wales (12/05/18)
	45	Wofford vs Kentucky Christian (12/06/18)
Field goal attempts	98	The Citadel vs Mid-Atl. Christian (11/12/18)
	88	The Citadel vs Johnson & Wales (12/05/18)
	85	The Citadel vs Johnson (11/14/18)
	81	Samford vs Belmont (11/29/18)
	81	Wofford vs Kentucky Christian (12/06/18)
Field goal percentage	.623 (38-61)	Samford vs North Alabama (11/06/18)
	.623 (38-61)	The Citadel vs High Point (11/27/18)
	.613 (46-75)	ETSU vs Hiwassee (11/08/18)
	.600 (30-50)	ETSU vs Furman (12/29/18)
	.593 (32-54)	ETSU vs North Dakota State (11/24/18)
3-Pt FG made	23	The Citadel vs Mid-Atl. Christian (11/12/18)
	23	The Citadel vs High Point (11/27/18)
	21	Furman vs North Greenville (11/15/18)
	19	UNC Greensboro at LSU (11/09/18)
	19	VMI at Kentucky (11/18/18)
3-Pt FG attempts	51	The Citadel vs Mid-Atl. Christian (11/12/18)
	49	Furman vs North Greenville (11/15/18)
	48	The Citadel vs Johnson (11/14/18)
	46	Furman vs UNCW (12/15/18)
	45	The Citadel vs Johnson & Wales (12/05/18)
3-Pt percentage	.591 (13-22)	Wofford at Mississippi State (12/19/18)
	.576 (19-33)	UNC Greensboro at LSU (11/09/18)
	.575 (23-40)	The Citadel vs High Point (11/27/18)
	.556 (10-18)	Samford vs Jacksonville State (11/09/18)
	.542 (13-24)	Wofford vs UNC Asheville (12/15/18)
Free throws made	32	ETSU vs Reinhardt (12/03/18)
	29	Western Carolina vs Hiwassee (11/17/18)
	27	Mercer vs Piedmont (11/09/18)
	27	UNC Greensboro at Samford (12/22/18)
	26	Samford vs Jacksonville State (11/09/18)
Free throw attempts	26	Wofford vs Coastal Carolina (12/09/18)
	40	Mercer vs Piedmont (11/09/18)
	39	ETSU vs Reinhardt (12/03/18)
	38	Western Carolina vs Hiwassee (11/17/18)
	36	UNC Greensboro at Samford (12/22/18)
Free throw percentage	35	Samford vs Jacksonville State (11/09/18)
	1.000 (11-11)	VMI at Presbyterian (12/12/18)
	1.000 (5-5)	VMI at Kentucky (11/18/18)
	1.000 (3-3)	ETSU at Creighton (11/11/18)

	.909	(20-22)	UNC Greensboro vs Chattanooga (12/29/18)
	.909	(10-11)	Wofford vs North Carolina (11/06/18)
Rebounds	64		ETSU vs Reinhardt (12/03/18)
	63		The Citadel vs Mid-Atl. Christian (11/12/18)
	62		The Citadel vs Johnson (11/14/18)
	56		ETSU vs Hiwassee (11/08/18)
	56		Western Carolina vs Hiwassee (11/17/18)
Assists	37		The Citadel vs Mid-Atl. Christian (11/12/18)
	28		The Citadel vs Johnson (11/14/18)
	27		The Citadel vs High Point (11/27/18)
	27		UNC Greensboro vs Greensboro College (11/27/18)
	27		The Citadel vs Johnson & Wales (12/05/18)
	27		Wofford vs Kentucky Christian (12/06/18)
Steals	23		UNC Greensboro vs Greensboro College (11/27/18)
	20		Wofford vs Mars Hill (11/23/18)
	18		VMI vs Goucher (11/11/18)
	16		The Citadel vs Johnson (11/14/18)
	15		UNC Greensboro vs Johnson & Wales (11/16/18)
Blocked shots	14		The Citadel vs Johnson (11/14/18)
	9		UNC Greensboro at North Carolina A&T (11/06/18)
	9		Mercer vs Piedmont (11/09/18)
	8		The Citadel vs High Point (11/27/18)
	8		Furman vs Western Carolina (12/01/18)
Turnovers	35		Western Carolina vs Jacksonville State (11/20/18)
	33		Western Carolina at NC State (12/05/18)
	26		Western Carolina at Iowa (12/18/18)
	23		Mercer at NC State (11/24/18)
	22		Western Carolina at SMU (11/14/18)
	22		ETSU vs Reinhardt (12/03/18)
	22		Chattanooga at Ole Miss (12/16/18)
Fouls	29		Western Carolina at Wake Forest (11/27/18)
	28		Samford vs Jacksonville State (11/09/18)
	28		Mercer at NC State (11/24/18)
	27		Western Carolina vs Hiwassee (11/17/18)
	26		UNC Greensboro at LSU (11/09/18)
	26		VMI at Kentucky (11/18/18)
	26		ETSU vs Wyoming (12/21/18)



2018-19 Southern Conference  
Conference Individual Highs  
Through games of Jan 02, 2019 (All games)

INDIVIDUAL PLAYER GAME HIGHS

Points	54	Jordan Lyons (Furman) vs North Greenville (11/15/18)
	35	Bubba Parham (VMI) at Kentucky (11/18/18)
	34	Kameron Gibson (Western Carolina) at SMU (11/14/18)
	33	Bubba Parham (VMI) vs Kentucky Christian (11/20/18)
	32	Kyrin Galloway (UNC Greensboro) at LSU (11/09/18)
Field goals made	15	Jordan Lyons (Furman) vs North Greenville (11/15/18)
	12	Kyrin Galloway (UNC Greensboro) at LSU (11/09/18)
	12	Kameron Gibson (Western Carolina) at SMU (11/14/18)
	12	Carlos Dotson (Western Carolina) at Furman (12/01/18)
	11	Clay Mounce (Furman) vs Gardner-Webb (11/13/18)
	11	Bubba Parham (VMI) at Kentucky (11/18/18)
Field goal attempts	35	Jordan Lyons (Furman) vs North Greenville (11/15/18)
	26	Jordan Lyons (Furman) vs Western Carolina (12/01/18)
	24	Bubba Parham (VMI) at Stetson (11/23/18)
	23	Fletcher Magee (Wofford) vs North Carolina (11/06/18)
	21	Bubba Parham (VMI) vs Kentucky Christian (11/20/18)
Field goal percentage	.889 (8-9)	Daivien Williamson (ETSU) at Illinois (12/15/18)
	.857 (12-14)	Kyrin Galloway (UNC Greensboro) at LSU (11/09/18)
	.833 (10-12)	Zane Najdawi (The Citadel) vs Johnson & Wales (12/05/18)
	.818 (9-11)	Matt Rafferty (Furman) vs Bob Jones (11/06/18)
	.818 (9-11)	Cameron Jackson (Wofford) vs Coppin State (11/21/18)
	.818 (9-11)	Matt Rafferty (Furman) at Elon (12/04/18)
3-Pt FG made	15	Jordan Lyons (Furman) vs North Greenville (11/15/18)
	10	Matt Frierson (The Citadel) vs Johnson (11/14/18)
	10	Bubba Parham (VMI) at Kentucky (11/18/18)
	9	Nathan Hoover (Wofford) at South Carolina (11/26/18)
	8	Kyrin Galloway (UNC Greensboro) at LSU (11/09/18)
	8	Kameron Gibson (Western Carolina) at SMU (11/14/18)
	8	Kaiden Rice (The Citadel) vs High Point (11/27/18)
	8	Ross Cummings (Mercer) vs Brewton-Parker (11/27/18)
	8	Fletcher Magee (Wofford) vs Kentucky Christian (12/06/18)
3-Pt FG attempts	34	Jordan Lyons (Furman) vs North Greenville (11/15/18)
	17	Jordan Lyons (Furman) vs Western Carolina (12/01/18)
	16	Fletcher Magee (Wofford) vs North Carolina (11/06/18)
	16	Matt Frierson (The Citadel) vs Johnson (11/14/18)
	16	Bubba Parham (VMI) at Kentucky (11/18/18)
3-Pt percentage	1.000 (5-5)	Josh Sharkey (Samford) vs Houston Baptist (12/17/18)
	.833 (5-6)	Kevin Easley (Chattanooga) at Michigan (11/23/18)
	.833 (5-6)	Connor Kern (The Citadel) vs High Point (11/27/18)
	.833 (5-6)	Kevion Nolan (Samford) vs VMI (12/29/18)
	.800 (8-10)	Kyrin Galloway (UNC Greensboro) at LSU (11/09/18)
Free throws made	17	Francis Alonso (UNC Greensboro) at Samford (12/22/18)
	12	Bubba Parham (VMI) vs American (11/27/18)
	11	Djordje Dimitrijevic (Mercer) at NC State (11/24/18)
	11	Eric Hamilton (UNC Greensboro) vs Coppin State (12/12/18)
	10	Josh Sharkey (Samford) vs Jacksonville State (11/09/18)
	10	Zane Najdawi (The Citadel) vs Johnson (11/14/18)
	10	Bubba Parham (VMI) vs Kentucky Christian (11/20/18)
	10	Nathan Hoover (Wofford) vs Coastal Carolina (12/09/18)
	10	Myron Gordon (Samford) vs UNC Greensboro (12/22/18)
	Free throw attempts	21
15		Eric Hamilton (UNC Greensboro) vs Coppin State (12/12/18)
14		Bubba Parham (VMI) vs American (11/27/18)
13		Carlos Dotson (Western Carolina) at NC State (12/05/18)
12		Jordan Lyons (Furman) vs North Greenville (11/15/18)

Free throw percentage	1.000	(11-11)	Djordje Dimitrijevic (Mercer) at NC State (11/24/18)
	1.000	(10-10)	Zane Najdawi (The Citadel) vs Johnson (11/14/18)
	1.000	(10-10)	Nathan Hoover (Wofford) vs Coastal Carolina (12/09/18)
	1.000	(9-9)	Matt Frierson (The Citadel) at Campbell (12/18/18)
	1.000	(8-8)	Donovann Toatley (Chattanooga) at Charlotte (11/06/18)
	1.000	(8-8)	Francis Alonso (UNC Greensboro) vs Johnson & Wales (11/16/18)
	1.000	(8-8)	Matt Halvorsen (Western Carolina) vs Hiwassee (11/17/18)
	1.000	(8-8)	Daivien Williamson (ETSU) vs Reinhardt (12/03/18)
Rebounds	18		Thomas Smallwood (Chattanooga) vs Cumberland (11/13/18)
	17		Matt Rafferty (Furman) at Villanova (11/17/18)
	17		Jeromy Rodriguez (ETSU) at Georgia Southern (11/27/18)
	16		Ruben Guerrero (Samford) vs Miles (11/14/18)
	16		Carlos Dotson (Western Carolina) at Wake Forest (11/27/18)
	16		Jeromy Rodriguez (ETSU) vs UT Martin (12/08/18)
Assists	13		Lew Stallworth (The Citadel) vs Johnson (11/14/18)
	12		Lew Stallworth (The Citadel) vs High Point (11/27/18)
	10		Greg Parham (VMI) vs Washington College (11/06/18)
	10		Josh Sharkey (Samford) vs Jacksonville State (11/09/18)
	10		Quayson Williams (The Citadel) vs Mid-Atl. Christian (11/12/18)
	10		Josh Sharkey (Samford) vs Kennesaw State (11/12/18)
	10		Alex Hunter (Furman) vs Western Carolina (12/01/18)
	10		Lew Stallworth (The Citadel) vs Johnson & Wales (12/05/18)
	10		Donovann Toatley (Chattanooga) at Ole Miss (12/16/18)
	Steals	8	
7			Josh Sharkey (Samford) at Purdue Fort Wayne (11/23/18)
6			Ta'Vonne Bond (VMI) vs Goucher (11/11/18)
6			Tray Hollowell (Wofford) vs Mars Hill (11/23/18)
6			Josh Sharkey (Samford) vs UNC Greensboro (12/22/18)
6			Isaiah Miller (UNC Greensboro) vs Chattanooga (12/29/18)
Blocked shots	7		James Dickey (UNC Greensboro) at North Carolina A&T (11/06/18)
	6		Zane Najdawi (The Citadel) vs Johnson (11/14/18)
	5		Octavion Corley (ETSU) vs Hiwassee (11/08/18)
	4		Ruben Guerrero (Samford) vs North Alabama (11/06/18)
	4		Victor Bafutto (Mercer) vs Piedmont (11/09/18)
	4		Kyryn Galloway (UNC Greensboro) at LSU (11/09/18)
	4		Matt Rafferty (Furman) at Villanova (11/17/18)
	4		Ruben Guerrero (Samford) vs Belmont (11/29/18)
	4		Matt Rafferty (Furman) vs Western Carolina (12/01/18)
	4		Ruben Guerrero (Samford) vs Houston Baptist (12/17/18)
Turnovers	9		Carlos Dotson (Western Carolina) vs Jacksonville State (11/20/18)
	7		Josh Sharkey (Samford) vs North Alabama (11/06/18)
	7		Matt Halvorsen (Western Carolina) at SMU (11/14/18)
	7		Lew Stallworth (The Citadel) at Texas (11/16/18)
	7		James Harrison (ETSU) vs Reinhardt (12/03/18)
	7		Matt Halvorsen (Western Carolina) at NC State (12/05/18)
	7		Marc Gosselin (Western Carolina) at NC State (12/05/18)
	7		Francis Alonso (UNC Greensboro) at Elon (12/07/18)
	7		Josh Sharkey (Samford) at Alabama A&M (12/09/18)
7		Josh Sharkey (Samford) at Tennessee (12/19/18)	

2018-19 Southern Conference  
CONFERENCE BASKETBALL STATISTICS  
Through games of Jan 02, 2019 (Conference games only)

SCORING OFFENSE	G	W-L	Pts	Avg/G
1. Samford	2	1-1	171	85.5
2. UNC Greensboro	2	2-0	168	84.0
3. The Citadel	1	1-0	79	79.0
4. Chattanooga	2	1-1	155	77.5
5. Wofford	2	2-0	153	76.5
6. Furman	2	1-1	146	73.0
7. Western Carolina	2	0-2	142	71.0
8. ETSU	2	1-1	141	70.5
9. Mercer	1	0-1	69	69.0
10. VMI	2	0-2	133	66.5

SCORING DEFENSE	G	Pts	Avg/G
1. Wofford	2	116	58.0
2. ETSU	2	135	67.5
3. The Citadel	1	69	69.0
4. UNC Greensboro	2	147	73.5
5. Chattanooga	2	150	75.0
6. Samford	2	151	75.5
7. Mercer	1	79	79.0
8. Western Carolina	2	164	82.0
9. Furman	2	167	83.5
10. VMI	2	179	89.5

SCORING MARGIN	G	Offense	Defense	Margin
1. Wofford	2	76.5	58.0	+18.5
2. UNC Greensboro	2	84.0	73.5	+10.5
3. The Citadel	1	79.0	69.0	+10.0
Samford	2	85.5	75.5	+10.0
5. ETSU	2	70.5	67.5	+3.0
6. Chattanooga	2	77.5	75.0	+2.5
7. Mercer	1	69.0	79.0	-10.0
8. Furman	2	73.0	83.5	-10.5
9. Western Carolina	2	71.0	82.0	-11.0
10. VMI	2	66.5	89.5	-23.0

FREE THROW PCT	G	FTM	FTA	Pct.
1. UNC Greensboro	2	47	58	.810
2. VMI	2	21	26	.808
3. Wofford	2	29	38	.763
4. Samford	2	40	55	.727
5. Mercer	1	12	17	.706
6. Chattanooga	2	26	37	.703
7. The Citadel	1	15	22	.682
8. Furman	2	26	40	.650
9. ETSU	2	23	37	.622
10. Western Carolina	2	26	44	.591

FIELD GOAL PERCENTAGE	G	FGM	FGA	Pct.
1. Samford	2	58	110	.527
2. Chattanooga	2	56	115	.487
3. ETSU	2	51	105	.486
4. Wofford	2	56	116	.483
5. UNC Greensboro	2	54	117	.462
6. The Citadel	1	26	61	.426
7. Furman	2	54	127	.425
8. Western Carolina	2	50	123	.407
9. VMI	2	47	126	.373
10. Mercer	1	25	69	.362

FIELD GOAL PCT DEFENSE	G	FGM	FGA	Pct.
1. The Citadel	1	25	69	.362
2. Wofford	2	38	98	.388
3. Samford	2	48	119	.403
4. Mercer	1	26	61	.426
5. Chattanooga	2	53	124	.427
6. ETSU	2	47	107	.439
7. Western Carolina	2	63	136	.463
8. Furman	2	63	130	.485
9. UNC Greensboro	2	50	99	.505
10. VMI	2	64	126	.508

3-POINT FG PCT	G	3FGM	3FGA	Pct.
1. ETSU	2	16	36	.444
2. Samford	2	15	35	.429
3. Chattanooga	2	17	44	.386
4. The Citadel	1	12	33	.364
5. UNC Greensboro	2	13	40	.325
6. VMI	2	18	57	.316
7. Wofford	2	12	41	.293
8. Western Carolina	2	16	60	.267
9. Furman	2	12	50	.240
10. Mercer	1	7	35	.200

3-POINT FG PCT DEFENSE	G	3FGM	3FGA	Pct.
1. The Citadel	1	7	35	.200
2. Western Carolina	2	12	47	.255
3. ETSU	2	12	44	.273
4. Chattanooga	2	13	45	.289
5. Furman	2	17	53	.321
6. Samford	2	18	52	.346
7. Wofford	2	15	43	.349
8. Mercer	1	12	33	.364
9. UNC Greensboro	2	9	24	.375
10. VMI	2	23	55	.418

REBOUNDING OFFENSE	G	Rebounds	Avg/G
1. The Citadel	1	42	42.0
2. Mercer	1	41	41.0
3. Samford	2	79	39.5
4. Furman	2	76	38.0
5. Wofford	2	75	37.5
6. Western Carolina	2	73	36.5
7. UNC Greensboro	2	71	35.5
8. VMI	2	67	33.5
9. Chattanooga	2	63	31.5
10. ETSU	2	56	28.0

REBOUNDING DEFENSE	G	Rebounds	Avg/G
1. Wofford	2	51	25.5
2. UNC Greensboro	2	58	29.0
3. ETSU	2	59	29.5
4. Samford	2	62	31.0
5. Chattanooga	2	76	38.0
6. Furman	2	78	39.0
7. The Citadel	1	41	41.0
8. Mercer	1	42	42.0
VMI	2	84	42.0
10. Western Carolina	2	92	46.0

2018-19 Southern Conference  
CONFERENCE BASKETBALL STATISTICS  
Through games of Jan 02, 2019 (Conference games only)

REBOUNDING MARGIN	G	Team	Avg.	Opp.	Avg.	Margin
1.	Wofford	2	75	37.5	51	25.5 +12.0
2.	Samford	2	79	39.5	62	31.0 +8.5
3.	UNC Greensboro	2	71	35.5	58	29.0 +6.5
4.	The Citadel	1	42	42.0	41	41.0 +1.0
5.	Mercer	1	41	41.0	42	42.0 -1.0
	Furman	2	76	38.0	78	39.0 -1.0
7.	ETSU	2	56	28.0	59	29.5 -1.5
8.	Chattanooga	2	63	31.5	76	38.0 -6.5
9.	VMI	2	67	33.5	84	42.0 -8.5
10.	Western Carolina	2	73	36.5	92	46.0 -9.5

BLOCKED SHOTS	G	No.	Avg/G
1.	Furman	2	12 6.0
2.	Samford	2	10 5.0
3.	ETSU	2	8 4.0
4.	Wofford	2	7 3.5
5.	Chattanooga	2	6 3.0
	The Citadel	1	3 3.0
7.	Western Carolina	2	5 2.5
8.	Mercer	1	1 1.0
	UNC Greensboro	2	2 1.0
10.	VMI	2	1 0.5

ASSISTS	G	No.	Avg/G
1.	Samford	2	35 17.5
2.	Chattanooga	2	30 15.0
3.	Wofford	2	29 14.5
	ETSU	2	29 14.5
5.	The Citadel	1	14 14.0
6.	UNC Greensboro	2	25 12.5
	VMI	2	25 12.5
8.	Western Carolina	2	24 12.0
	Furman	2	24 12.0
10.	Mercer	1	11 11.0

STEALS	G	No.	Avg/G
1.	The Citadel	1	10 10.0
2.	UNC Greensboro	2	17 8.5
	Samford	2	17 8.5
4.	Wofford	2	15 7.5
5.	Mercer	1	6 6.0
	Western Carolina	2	12 6.0
7.	Furman	2	10 5.0
8.	ETSU	2	9 4.5
9.	VMI	2	7 3.5
10.	Chattanooga	2	6 3.0

TURNOVER MARGIN	G	Team	Avg.	Opp.	Avg.	Margin
1.	UNC Greensboro	2	24	12.0	30	15.0 +3.0
2.	Wofford	2	23	11.5	27	13.5 +2.0
3.	ETSU	2	20	10.0	23	11.5 +1.5
4.	Mercer	1	12	12.0	12	12.0 +0.0
	The Citadel	1	12	12.0	12	12.0 +0.0
6.	Chattanooga	2	25	12.5	24	12.0 -0.5
7.	Samford	2	28	14.0	26	13.0 -1.0
8.	VMI	2	26	13.0	23	11.5 -1.5
	Western Carolina	2	26	13.0	23	11.5 -1.5
10.	Furman	2	23	11.5	19	9.5 -2.0

ASSIST/TURNOVER RATIO	G	Ast.	Avg.	T/O	Avg.	Ratio
1.	ETSU	2	29	14.5	20	10.0 1.5
2.	Wofford	2	29	14.5	23	11.5 1.3
3.	Samford	2	35	17.5	28	14.0 1.3
4.	Chattanooga	2	30	15.0	25	12.5 1.2
5.	The Citadel	1	14	14.0	12	12.0 1.2
6.	Furman	2	24	12.0	23	11.5 1.0
7.	UNC Greensboro	2	25	12.5	24	12.0 1.0
8.	VMI	2	25	12.5	26	13.0 1.0
9.	Western Carolina	2	24	12.0	26	13.0 0.9
10.	Mercer	1	11	11.0	12	12.0 0.9

OFFENSIVE REBOUNDS	G	No.	Avg/G
1.	Mercer	1	16 16.0
2.	Wofford	2	24 12.0
	UNC Greensboro	2	24 12.0
	The Citadel	1	12 12.0
5.	Furman	2	23 11.5
6.	Western Carolina	2	21 10.5
7.	Samford	2	18 9.0
8.	VMI	2	14 7.0
9.	ETSU	2	13 6.5
10.	Chattanooga	2	11 5.5

DEFENSIVE REBOUNDS	G	No.	Avg/G
1.	Samford	2	61 30.5
2.	The Citadel	1	30 30.0
3.	Furman	2	53 26.5
	VMI	2	53 26.5
5.	Western Carolina	2	52 26.0
	Chattanooga	2	52 26.0
7.	Wofford	2	51 25.5
8.	Mercer	1	25 25.0
9.	UNC Greensboro	2	47 23.5
10.	ETSU	2	43 21.5

DEFENSIVE REB PCT.	G	D-Reb	Opp. OR	D-Reb%
1.	Wofford	2	51	13 .797
2.	UNC Greensboro	2	47	12 .797
3.	Samford	2	61	17 .782
4.	VMI	2	53	17 .757
5.	Furman	2	53	21 .716
6.	Chattanooga	2	52	21 .712
7.	ETSU	2	43	18 .705
8.	Mercer	1	25	12 .676
9.	The Citadel	1	30	16 .652
10.	Western Carolina	2	52	29 .642

OFFENSIVE REB PCT.	G	O-Reb	Opp. DR	O-Reb%
1.	Wofford	2	24	38 .387
2.	Mercer	1	16	30 .348
3.	UNC Greensboro	2	24	46 .343
4.	The Citadel	1	12	25 .324
5.	Furman	2	23	57 .288
6.	Samford	2	18	45 .286
7.	Western Carolina	2	21	63 .250
8.	ETSU	2	13	41 .241
9.	VMI	2	14	67 .173
10.	Chattanooga	2	11	55 .167

2018-19 Southern Conference  
CONFERENCE BASKETBALL STATISTICS  
Through games of Jan 02, 2019 (Conference games only)

3-POINT FG MADE	G	No.	Avg/G
1. The Citadel	1	12	12.0
2. VMI	2	18	9.0
3. Chattanooga	2	17	8.5
4. Western Carolina	2	16	8.0
ETSU	2	16	8.0
6. Samford	2	15	7.5
7. Mercer	1	7	7.0
8. UNC Greensboro	2	13	6.5
9. Wofford	2	12	6.0
Furman	2	12	6.0

2018-19 Southern Conference  
CONFERENCE BASKETBALL STATISTICS  
Through games of Jan 02, 2019 (Conference games only)

Team	Conference	Pct.	PF	PA	Overall	Pct.	PF	PA	Current unbeaten streak
UNC Greensboro	2-0	1.000	84.0	73.5	2-0	1.000	84.0	73.5	Wofford -- 2
Wofford	2-0	1.000	76.5	58.0	2-0	1.000	76.5	58.0	UNC Greensboro -- 2
The Citadel	1-0	1.000	79.0	69.0	1-0	1.000	79.0	69.0	Samford -- 1
Samford	1-1	.500	85.5	75.5	1-1	.500	85.5	75.5	ETSU -- 1
Chattanooga	1-1	.500	77.5	75.0	1-1	.500	77.5	75.0	The Citadel -- 1
Furman	1-1	.500	73.0	83.5	1-1	.500	73.0	83.5	
ETSU	1-1	.500	70.5	67.5	1-1	.500	70.5	67.5	
Mercer	0-1	.000	69.0	79.0	0-1	.000	69.0	79.0	
Western Carolina	0-2	.000	71.0	82.0	0-2	.000	71.0	82.0	
VMI	0-2	.000	66.5	89.5	0-2	.000	66.5	89.5	

TEAM SUMMARIES	G	PF-PA	Avg score	Margin	FG-FGA	Pct.	3FG-FGA	Pct.	FT-FTA	Pct.	RebF	RebA	Margin
Chattanooga	2	155-150	77.5-75.0	+2.5	56-115	.487	17-44	.386	26-37	.703	63	76	-6.5
ETSU	2	141-135	70.5-67.5	+3.0	51-105	.486	16-36	.444	23-37	.622	56	59	-1.5
Furman	2	146-167	73.0-83.5	-10.5	54-127	.425	12-50	.240	26-40	.650	76	78	-1.0
Mercer	1	69-79	69.0-79.0	-10.0	25-69	.362	7-35	.200	12-17	.706	41	42	-1.0
Samford	2	171-151	85.5-75.5	+10.0	58-110	.527	15-35	.429	40-55	.727	79	62	+8.5
The Citadel	1	79-69	79.0-69.0	+10.0	26-61	.426	12-33	.364	15-22	.682	42	41	+1.0
UNC Greensboro	2	168-147	84.0-73.5	+10.5	54-117	.462	13-40	.325	47-58	.810	71	58	+6.5
VMI	2	133-179	66.5-89.5	-23.0	47-126	.373	18-57	.316	21-26	.808	67	84	-8.5
Western Carolina	2	142-164	71.0-82.0	-11.0	50-123	.407	16-60	.267	26-44	.591	73	92	-9.5
Wofford	2	153-116	76.5-58.0	+18.5	56-116	.483	12-41	.293	29-38	.763	75	51	+12.0

ATTENDANCE	Home	Average	Away	Average	Neutral	Average	Total	Average
Chattanooga	1-2301	2301	1-2285	2285	0-0	0	2-4586	2293
ETSU	1-5439	5439	1-2014	2014	0-0	0	2-7453	3726
Furman	1-2131	2131	1-5439	5439	0-0	0	2-7570	3785
Mercer	0-0	0	1-765	765	0-0	0	1-765	765
Samford	2-1708	854	0-0	0	0-0	0	2-1708	854
The Citadel	1-765	765	0-0	0	0-0	0	1-765	765
UNC Greensboro	1-2285	2285	1-974	974	0-0	0	2-3259	1630
VMI	0-0	0	2-3035	1518	0-0	0	2-3035	1518
Western Carolina	1-1043	1043	1-2131	2131	0-0	0	2-3174	1587
Wofford	1-2014	2014	1-1043	1043	0-0	0	2-3057	1528
Totals	9-17686	1965	9-17686	1965	0-0	0	18-35372	1965



2018-19 Southern Conference  
INDIVIDUAL BASKETBALL STATISTICS  
Through games of Jan 02, 2019 (Conference games only)

To be ranked, a player must appear in at least 75.0% of their team's games.

SCORING							REBOUNDING						
	Cl	G	FG	3FG	FT	Pts Avg/G		Cl	G	Off	Def	Total	Avg/G
1. Carlos Dotson-WCU	Jr	2	19	0	6	44 22.0	1. Ethan Stair-MER	Jr	1	6	8	14	14.0
Ross Cummings-MER	So	1	7	6	2	22 22.0	2. Carlos Dotson-WCU	Jr	2	4	17	21	10.5
3. Francis Alonso-UNCG	Sr	2	8	4	23	43 21.5	3. Matt Rafferty-FUR	Sr	2	5	15	20	10.0
4. Isaiah Miller-UNCG	So	2	18	1	4	41 20.5	Lew Stallworth-CIT	Sr	1	0	10	10	10.0
Jordan Lyons-FUR	Jr	2	15	8	3	41 20.5	5. Ruben Guerrero-SAM	Sr	2	4	15	19	9.5
6. Matt Rafferty-FUR	Sr	2	17	1	5	40 20.0	6. Jeromy Rodriguez-ETSU	Jr	2	5	13	18	9.0
7. Fletcher Magee-WOF	Sr	2	11	8	8	38 19.0	7. Garrett Gilkeson-VMI	Jr	2	4	12	16	8.0
8. Ruben Guerrero-SAM	Sr	2	14	0	9	37 18.5	Kevin Easley-UTC	Fr	2	3	13	16	8.0
Bubba Parham-VMI	So	2	13	7	4	37 18.5	Marc Gosselin-WCU	Sr	2	6	10	16	8.0
10. Kevin Easley-UTC	Fr	2	13	2	8	36 18.0	Keve Aluma-WOF	So	2	4	12	16	8.0
Zane Najdawi-CIT	Sr	1	6	3	3	18 18.0	Eric Hamilton-UNCG	Jr	2	9	7	16	8.0
12. David Jean-Baptiste-UTC	So	2	12	5	5	34 17.0	Kaelon Harris-CIT	Jr	1	2	6	8	8.0
13. Cameron Jackson-WOF	Sr	2	11	1	9	32 16.0	13. Onno Steger-WCU	Jr	2	6	9	15	7.5
Lew Stallworth-CIT	Sr	1	7	1	1	16 16.0	Cameron Jackson-WOF	Sr	2	8	7	15	7.5
15. Jaylen Stowe-MER	Sr	1	5	0	5	15 15.0	Clay Mounce-FUR	So	2	6	9	15	7.5
16. Patrick Good-ETSU	So	2	9	8	3	29 14.5	16. Zane Najdawi-CIT	Sr	1	3	4	7	7.0
17. Matt Frierson-CIT	Sr	1	4	4	2	14 14.0	17. Myles Lewis-VMI	So	2	5	7	12	6.0
18. Onno Steger-WCU	Jr	2	7	5	8	27 13.5	Matt Pegram-WOF	Sr	2	2	10	12	6.0
19. Connor Kern-CIT	Sr	1	3	2	5	13 13.0	19. Josh Sharkey-SAM	Jr	2	1	10	11	5.5
20. Isaiah Tisdale-ETSU	Jr	2	9	2	5	25 12.5	Robert Allen-SAM	Fr	2	2	9	11	5.5
Matt Pegram-WOF	Sr	2	12	1	0	25 12.5							
22. Jeromy Rodriguez-ETSU	Jr	2	10	0	4	24 12.0							
23. Marc Gosselin-WCU	Sr	2	8	1	6	23 11.5							
Eric Hamilton-UNCG	Jr	2	8	0	7	23 11.5							
Kevion Nolan-SAM	So	2	7	7	2	23 11.5							
26. Bo Hodges-ETSU	So	2	8	2	4	22 11.0							
Kyrin Galloway-UNCG	Jr	2	8	4	2	22 11.0							
Josh Sharkey-SAM	Jr	2	7	0	8	22 11.0							
Ethan Stair-MER	Jr	1	4	1	2	11 11.0							
30. Clay Mounce-FUR	So	2	8	0	5	21 10.5							

FIELD GOAL PCT						ASSISTS			
	Cl	G	FGM	FGA	Pct.		Cl	G	No. Avg/G
1. Matt Pegram-WOF	Sr	2	12	17	.706	1. Josh Sharkey-SAM	Jr	2	15 7.5
2. Ruben Guerrero-SAM	Sr	2	14	20	.700	2. Alex Hunter-FUR	So	2	14 7.0
3. Isaiah Miller-UNCG	So	2	18	26	.692	3. Daniel Love-MER	Fr	1	5 5.0
4. Ross Cummings-MER	So	1	7	11	.636	Lew Stallworth-CIT	Sr	1	5 5.0
5. Cameron Jackson-WOF	Sr	2	11	18	.611	5. David Jean-Baptiste-UTC	So	2	9 4.5
6. Matt Rafferty-FUR	Sr	2	17	28	.607	6. Matt Halvorsen-WCU	So	2	8 4.0
7. Zane Najdawi-CIT	Sr	1	6	10	.600	Jerry Johnson Jr.-UTC	Jr	2	8 4.0
8. Carlos Dotson-WCU	Jr	2	19	33	.576	8. Matt Rafferty-FUR	Sr	2	7 3.5
9. David Jean-Baptiste-UTC	So	2	12	23	.522	Bubba Parham-VMI	So	2	7 3.5
10. Kevin Easley-UTC	Fr	2	13	25	.520	10. Garrett Gilkeson-VMI	Jr	2	6 3.0
11. Lew Stallworth-CIT	Sr	1	7	14	.500	Kameron Gibson-WCU	Fr	2	6 3.0
Jaylen Stowe-MER	Sr	1	5	10	.500	Jonathan Scott-UTC	Jr	2	6 3.0
13. Jeromy Rodriguez-ETSU	Jr	2	10	22	.455	Demetrius Troy-UNCG	Sr	2	6 3.0
Myles Lewis-VMI	So	2	10	22	.455	Francis Alonso-UNCG	Sr	2	6 3.0
15. Jordan Lyons-FUR	Jr	2	15	35	.429	Isaiah Miller-UNCG	So	2	6 3.0
						Ethan Stair-MER	Jr	1	3 3.0
						Kaelon Harris-CIT	Jr	1	3 3.0

2018-19 Southern Conference  
INDIVIDUAL BASKETBALL STATISTICS  
Through games of Jan 02, 2019 (Conference games only)

FREE THROW PCT					
	Cl	G	FTM	FTA	Pct.
1. Fletcher Magee-WOF	Sr	2	8	8	1.000
Garrett Gilkeson-VMI	Jr	2	7	7	1.000
Jaylen Stowe-MER	Sr	1	5	5	1.000
4. Ruben Guerrero-SAM	Sr	2	9	10	.900
5. Eric Hamilton-UNCG	Jr	2	7	8	.875
6. Francis Alonso-UNCG	Sr	2	23	27	.852
7. Myron Gordon-SAM	Jr	2	11	13	.846
8. Connor Kern-CIT	Sr	1	5	6	.833
Clay Mounce-FUR	So	2	5	6	.833
10. Kevin Easley-UTC	Fr	2	8	10	.800
11. Nathan Hoover-WOF	Jr	2	6	8	.750
Zane Najdawi-CIT	Sr	1	3	4	.750
13. Josh Sharkey-SAM	Jr	2	8	11	.727
Onno Steger-WCU	Jr	2	8	11	.727
15. Alex Hunter-FUR	So	2	5	7	.714
David Jean-Baptiste-UTC	So	2	5	7	.714

STEALS				
	Cl	G	No.	Avg/G
1. Isaiah Miller-UNCG	So	2	8	4.0
Josh Sharkey-SAM	Jr	2	8	4.0
Zane Najdawi-CIT	Sr	1	4	4.0
Matt Frierson-CIT	Sr	1	4	4.0
5. Matt Rafferty-FUR	Sr	2	6	3.0
6. Isaiah Tisdale-ETSU	Jr	2	4	2.0
Cameron Jackson-WOF	Sr	2	4	2.0
Ethan Stair-MER	Jr	1	2	2.0
Cory Kilby-MER	Sr	1	2	2.0
10. Kameron Gibson-WCU	Fr	2	3	1.5
Matt Halvorsen-WCU	So	2	3	1.5
Marc Gosselin-WCU	Sr	2	3	1.5
13. Nathan Hoover-WOF	Jr	2	2	1.0
Bubba Parham-VMI	So	2	2	1.0
Garrett Gilkeson-VMI	Jr	2	2	1.0
Brandon Austin-SAM	Jr	2	2	1.0
David Jean-Baptiste-UTC	So	2	2	1.0
Eric Hamilton-UNCG	Jr	2	2	1.0
Bo Hodges-ETSU	So	2	2	1.0
Kevion Nolan-SAM	So	2	2	1.0
Francis Alonso-UNCG	Sr	2	2	1.0
Robert Allen-SAM	Fr	2	2	1.0
Carlos Dotson-WCU	Jr	2	2	1.0
Kaleb Hunter-UNCG	Fr	2	2	1.0
Ryan Larson-WOF	Fr	2	2	1.0
Lew Stallworth-CIT	Sr	1	1	1.0
Fardaws Aimaq-MER	Fr	1	1	1.0
Connor Kern-CIT	Sr	1	1	1.0
Daniel Love-MER	Fr	1	1	1.0

3-POINT FG PCT					
	Cl	G	3FG	FGA	Pct.
1. Jonathan Scott-UTC	Jr	2	4	5	.800
2. Zane Najdawi-CIT	Sr	1	3	4	.750
Daivien Williamson-ETSU	Fr	2	3	4	.750
4. Kevion Nolan-SAM	So	2	7	10	.700
5. Ross Cummings-MER	So	1	6	10	.600
Stefan Lakic-SAM	Sr	2	3	5	.600
7. Patrick Good-ETSU	So	2	8	14	.571
Josh Cottrell-WCU	Fr	2	4	7	.571
9. David Jean-Baptiste-UTC	So	2	5	10	.500
Kyrin Galloway-UNCG	Jr	2	4	8	.500
Connor Kern-CIT	Sr	1	2	4	.500
12. Matt Frierson-CIT	Sr	1	4	9	.444
13. Bubba Parham-VMI	So	2	7	17	.412
14. Jake Stephens-VMI	Fr	2	4	10	.400
15. Onno Steger-WCU	Jr	2	5	13	.385

3-POINT FG MADE				
	Cl	G	3FG	Avg/G
1. Ross Cummings-MER	So	1	6	6.0
2. Patrick Good-ETSU	So	2	8	4.0
Jordan Lyons-FUR	Jr	2	8	4.0
Fletcher Magee-WOF	Sr	2	8	4.0
Matt Frierson-CIT	Sr	1	4	4.0
6. Bubba Parham-VMI	So	2	7	3.5
Kevion Nolan-SAM	So	2	7	3.5
8. Zane Najdawi-CIT	Sr	1	3	3.0
9. Onno Steger-WCU	Jr	2	5	2.5
David Jean-Baptiste-UTC	So	2	5	2.5
11. Jonathan Scott-UTC	Jr	2	4	2.0
Josh Cottrell-WCU	Fr	2	4	2.0
Jake Stephens-VMI	Fr	2	4	2.0
Brandon Austin-SAM	Jr	2	4	2.0
Jerry Johnson Jr.-UTC	Jr	2	4	2.0
Francis Alonso-UNCG	Sr	2	4	2.0
Kameron Gibson-WCU	Fr	2	4	2.0
Kyrin Galloway-UNCG	Jr	2	4	2.0
Connor Kern-CIT	Sr	1	2	2.0

2018-19 Southern Conference  
INDIVIDUAL BASKETBALL STATISTICS  
Through games of Jan 02, 2019 (Conference games only)

BLOCKED SHOTS				
	Cl	G	No.	Avg/G
1. Ruben Guerrero-SAM	Sr	2	7	3.5
2. Zane Najdawi-CIT	Sr	1	3	3.0
3. Matt Rafferty-FUR	Sr	2	5	2.5
4. Clay Mounce-FUR	So	2	4	2.0
5. Carlos Dotson-WCU	Jr	2	3	1.5
Keve Aluma-WOF	So	2	3	1.5
7. Cameron Jackson-WOF	Sr	2	2	1.0
Mladen Armus-ETSU	So	2	2	1.0
Kevin Easley-UTC	Fr	2	2	1.0
Matt Pegram-WOF	Sr	2	2	1.0
Ethan Stair-MER	Jr	1	1	1.0
12. Tre Clark-FUR	So	2	1	0.5
Logan Dye-SAM	Fr	2	1	0.5
Brandon Austin-SAM	Jr	2	1	0.5
Jonathan Scott-UTC	Jr	2	1	0.5
Eric Hamilton-UNCG	Jr	2	1	0.5
Francis Alonso-UNCG	Sr	2	1	0.5
Noah Gurley-FUR	Fr	2	1	0.5
Garrett Gilkeson-VMI	Jr	2	1	0.5
Kameron Gibson-WCU	Fr	2	1	0.5
Kevion Nolan-SAM	So	2	1	0.5
Justin Brown-UTC	Fr	2	1	0.5
Isaiah Tisdale-ETSU	Jr	2	1	0.5
Jeromy Rodriguez-ETSU	Jr	2	1	0.5
Marc Gosselin-WCU	Sr	2	1	0.5

ASSIST/TURNOVER RATIO					
	Cl	G	Ast.	T/O	Ratio
1. Ethan Stair-MER	Jr	1	3	0	999.0
2. Matt Halvorsen-WCU	So	2	8	1	8.0
3. Alex Hunter-FUR	So	2	14	2	7.0
4. Jonathan Scott-UTC	Jr	2	6	1	6.0
5. Daniel Love-MER	Fr	1	5	1	5.0
6. Jerry Johnson Jr.-UTC	Jr	2	8	2	4.0
7. Kameron Gibson-WCU	Fr	2	6	2	3.0
8. Lew Stallworth-CIT	Sr	1	5	2	2.5
9. Matt Rafferty-FUR	Sr	2	7	3	2.3
10. Isaiah Miller-UNCG	So	2	6	3	2.0
11. David Jean-Baptiste-UTC	So	2	9	5	1.8
12. Josh Sharkey-SAM	Jr	2	15	10	1.5
Demetrius Troy-UNCG	Sr	2	6	4	1.5
Garrett Gilkeson-VMI	Jr	2	6	4	1.5
15. Francis Alonso-UNCG	Sr	2	6	5	1.2

OFFENSIVE REBOUNDS				
	Cl	G	No.	Avg/G
1. Ethan Stair-MER	Jr	1	6	6.0
2. Eric Hamilton-UNCG	Jr	2	9	4.5
3. Cameron Jackson-WOF	Sr	2	8	4.0
4. Marc Gosselin-WCU	Sr	2	6	3.0
Onno Steger-WCU	Jr	2	6	3.0
Clay Mounce-FUR	So	2	6	3.0
Cory Kilby-MER	Sr	1	3	3.0
Victor Bafutto-MER	So	1	3	3.0
Zane Najdawi-CIT	Sr	1	3	3.0
10. Myles Lewis-VMI	So	2	5	2.5
Jeromy Rodriguez-ETSU	Jr	2	5	2.5
Matt Rafferty-FUR	Sr	2	5	2.5
13. Keve Aluma-WOF	So	2	4	2.0
Carlos Dotson-WCU	Jr	2	4	2.0
Garrett Gilkeson-VMI	Jr	2	4	2.0
Ruben Guerrero-SAM	Sr	2	4	2.0
Noah Gurley-FUR	Fr	2	4	2.0
Alex Reed-CIT	So	1	2	2.0
Fardaws Aimaq-MER	Fr	1	2	2.0
Kaelon Harris-CIT	Jr	1	2	2.0

DEFENSIVE REBOUNDS				
	Cl	G	No.	Avg/G
1. Lew Stallworth-CIT	Sr	1	10	10.0
2. Carlos Dotson-WCU	Jr	2	17	8.5
3. Ethan Stair-MER	Jr	1	8	8.0
4. Ruben Guerrero-SAM	Sr	2	15	7.5
Matt Rafferty-FUR	Sr	2	15	7.5
6. Kevin Easley-UTC	Fr	2	13	6.5
Jeromy Rodriguez-ETSU	Jr	2	13	6.5
8. Keve Aluma-WOF	So	2	12	6.0
Garrett Gilkeson-VMI	Jr	2	12	6.0
Kaelon Harris-CIT	Jr	1	6	6.0
11. Matt Pegram-WOF	Sr	2	10	5.0
Josh Sharkey-SAM	Jr	2	10	5.0
Marc Gosselin-WCU	Sr	2	10	5.0
14. Clay Mounce-FUR	So	2	9	4.5
Robert Allen-SAM	Fr	2	9	4.5
Onno Steger-WCU	Jr	2	9	4.5

MINUTES PLAYED				
	Cl	G	No.	Avg/G
1. Matt Halvorsen-WCU	So	2	83	41.5
2. Alex Hunter-FUR	So	2	82	41.0
3. Matt Rafferty-FUR	Sr	2	81	40.5
4. Ethan Stair-MER	Jr	1	39	39.0
5. Marc Gosselin-WCU	Sr	2	76	38.0
Carlos Dotson-WCU	Jr	2	76	38.0
Onno Steger-WCU	Jr	2	76	38.0
8. Lew Stallworth-CIT	Sr	1	37	37.0
Ross Cummings-MER	So	1	37	37.0
10. Kameron Gibson-WCU	Fr	2	72	36.0

2018-19 Southern Conference  
Conference Team Highs  
Through games of Jan 02, 2019 (Conference games only)

TEAM HIGHS (highest totals made by)

Points	96	Samford vs VMI (12/29/18)
	90	Furman vs Western Carolina (12/01/18)
	88	Western Carolina at Furman (12/01/18)
	85	UNC Greensboro vs Chattanooga (12/29/18)
	83	Chattanooga vs VMI (12/09/18)
Margin	83	UNC Greensboro at Samford (12/22/18)
	28 (96-68)	Samford vs VMI (12/29/18)
	23 (79-56)	ETSU vs Furman (12/29/18)
	20 (74-54)	Wofford at Western Carolina (12/29/18)
	18 (83-65)	Chattanooga vs VMI (12/09/18)
Field goals made	17 (79-62)	Wofford vs ETSU (12/01/18)
	35	Samford vs VMI (12/29/18)
	34	Furman vs Western Carolina (12/01/18)
	33	Western Carolina at Furman (12/01/18)
	30	ETSU vs Furman (12/29/18)
Field goal attempts	29	Chattanooga vs VMI (12/09/18)
	29	UNC Greensboro vs Chattanooga (12/29/18)
	29	Wofford at Western Carolina (12/29/18)
	80	Western Carolina at Furman (12/01/18)
	73	Furman vs Western Carolina (12/01/18)
Field goal percentage	69	Mercer at The Citadel (12/01/18)
	65	VMI at Samford (12/29/18)
	64	Chattanooga vs VMI (12/09/18)
	.600 (30-50)	ETSU vs Furman (12/29/18)
	.565 (35-62)	Samford vs VMI (12/29/18)
3-Pt FG made	.529 (27-51)	Chattanooga at UNC Greensboro (12/29/18)
	.509 (27-53)	Wofford vs ETSU (12/01/18)
	.479 (23-48)	Samford vs UNC Greensboro (12/22/18)
	13	Chattanooga vs VMI (12/09/18)
	12	The Citadel vs Mercer (12/01/18)
3-Pt FG attempts	12	VMI at Samford (12/29/18)
	10	Western Carolina at Furman (12/01/18)
	10	Samford vs VMI (12/29/18)
	37	Western Carolina at Furman (12/01/18)
	35	Mercer at The Citadel (12/01/18)
3-Pt percentage	34	Chattanooga vs VMI (12/09/18)
	34	VMI at Samford (12/29/18)
	33	The Citadel vs Mercer (12/01/18)
	.476 (10-21)	Samford vs VMI (12/29/18)
	.450 (9-20)	ETSU at Wofford (12/01/18)
Free throws made	.438 (7-16)	ETSU vs Furman (12/29/18)
	.400 (4-10)	Chattanooga at UNC Greensboro (12/29/18)
	.382 (13-34)	Chattanooga vs VMI (12/09/18)
	27	UNC Greensboro at Samford (12/22/18)
	24	Samford vs UNC Greensboro (12/22/18)
Free throw attempts	20	UNC Greensboro vs Chattanooga (12/29/18)
	18	Wofford vs ETSU (12/01/18)
	16	Samford vs VMI (12/29/18)
	36	UNC Greensboro at Samford (12/22/18)
	32	Samford vs UNC Greensboro (12/22/18)
Free throw percentage	24	Furman vs Western Carolina (12/01/18)
	23	Western Carolina at Furman (12/01/18)
	23	Wofford vs ETSU (12/01/18)
	23	Samford vs VMI (12/29/18)
	.909 (20-22)	UNC Greensboro vs Chattanooga (12/29/18)

	.846	(11-13)	VMI at Chattanooga (12/09/18)
	.800	(12-15)	Chattanooga vs VMI (12/09/18)
	.800	(12-15)	ETSU vs Furman (12/29/18)
	.783	(18-23)	Wofford vs ETSU (12/01/18)
Rebounds	53		Furman vs Western Carolina (12/01/18)
	46		Samford vs VMI (12/29/18)
	45		Western Carolina at Furman (12/01/18)
	42		The Citadel vs Mercer (12/01/18)
	41		Mercer at The Citadel (12/01/18)
Assists	21		Samford vs VMI (12/29/18)
	20		Chattanooga vs VMI (12/09/18)
	18		ETSU vs Furman (12/29/18)
	16		Wofford vs ETSU (12/01/18)
	15		Furman vs Western Carolina (12/01/18)
	15		VMI at Samford (12/29/18)
Steals	10		The Citadel vs Mercer (12/01/18)
	10		UNC Greensboro vs Chattanooga (12/29/18)
	9		Western Carolina at Furman (12/01/18)
	9		Samford vs UNC Greensboro (12/22/18)
	8		Samford vs VMI (12/29/18)
	8		Wofford at Western Carolina (12/29/18)
Blocked shots	8		Furman vs Western Carolina (12/01/18)
	6		Chattanooga vs VMI (12/09/18)
	5		Samford vs UNC Greensboro (12/22/18)
	5		ETSU vs Furman (12/29/18)
	5		Samford vs VMI (12/29/18)
Turnovers	18		Western Carolina vs Wofford (12/29/18)
	17		Chattanooga at UNC Greensboro (12/29/18)
	15		Furman vs Western Carolina (12/01/18)
	15		Wofford vs ETSU (12/01/18)
	15		Samford vs VMI (12/29/18)
Fouls	25		UNC Greensboro vs Chattanooga (12/29/18)
	23		Wofford at Western Carolina (12/29/18)
	22		Samford vs UNC Greensboro (12/22/18)
	21		Western Carolina at Furman (12/01/18)
	21		UNC Greensboro at Samford (12/22/18)

2018-19 Southern Conference  
 Conference Individual Highs  
 Through games of Jan 02, 2019 (Conference games only)

INDIVIDUAL PLAYER GAME HIGHS

Points	30	Francis Alonso (UNC Greensboro) at Samford (12/22/18)
	29	Jordan Lyons (Furman) vs Western Carolina (12/01/18)
	27	Carlos Dotson (Western Carolina) at Furman (12/01/18)
	26	Kevin Easley (Chattanooga) vs VMI (12/09/18)
	24	Fletcher Magee (Wofford) vs ETSU (12/01/18)
	24	Bubba Parham (VMI) at Samford (12/29/18)
Field goals made	12	Carlos Dotson (Western Carolina) at Furman (12/01/18)
	10	Jordan Lyons (Furman) vs Western Carolina (12/01/18)
	10	Kevin Easley (Chattanooga) vs VMI (12/09/18)
	10	Isaiah Miller (UNC Greensboro) vs Chattanooga (12/29/18)
	9	Matt Rafferty (Furman) vs Western Carolina (12/01/18)
Field goal attempts	26	Jordan Lyons (Furman) vs Western Carolina (12/01/18)
	20	Carlos Dotson (Western Carolina) at Furman (12/01/18)
	20	Bubba Parham (VMI) at Samford (12/29/18)
	18	Francis Alonso (UNC Greensboro) at Samford (12/22/18)
	16	Fletcher Magee (Wofford) vs ETSU (12/01/18)
	16	Isaiah Miller (UNC Greensboro) vs Chattanooga (12/29/18)
Field goal percentage	.800 (8-10)	Isaiah Miller (UNC Greensboro) at Samford (12/22/18)
	.800 (8-10)	Jeromy Rodriguez (ETSU) vs Furman (12/29/18)
	.727 (8-11)	Ruben Guerrero (Samford) vs VMI (12/29/18)
	.727 (8-11)	Cameron Jackson (Wofford) at Western Carolina (12/29/18)
	.667 (10-15)	Kevin Easley (Chattanooga) vs VMI (12/09/18)
	.667 (8-12)	Ramon Vila (Chattanooga) at UNC Greensboro (12/29/18)
3-Pt FG made	6	Ross Cummings (Mercer) at The Citadel (12/01/18)
	6	Jordan Lyons (Furman) vs Western Carolina (12/01/18)
	6	Bubba Parham (VMI) at Samford (12/29/18)
	5	Fletcher Magee (Wofford) vs ETSU (12/01/18)
	5	Kevin Nolan (Samford) vs VMI (12/29/18)
3-Pt FG attempts	17	Jordan Lyons (Furman) vs Western Carolina (12/01/18)
	13	Matt Halvorsen (Western Carolina) at Furman (12/01/18)
	12	Fletcher Magee (Wofford) vs ETSU (12/01/18)
	12	Bubba Parham (VMI) at Samford (12/29/18)
	11	Francis Alonso (UNC Greensboro) at Samford (12/22/18)
3-Pt percentage	.833 (5-6)	Kevin Nolan (Samford) vs VMI (12/29/18)
	.600 (6-10)	Ross Cummings (Mercer) at The Citadel (12/01/18)
	.500 (6-12)	Bubba Parham (VMI) at Samford (12/29/18)
	.417 (5-12)	Fletcher Magee (Wofford) vs ETSU (12/01/18)
	.353 (6-17)	Jordan Lyons (Furman) vs Western Carolina (12/01/18)
Free throws made	17	Francis Alonso (UNC Greensboro) at Samford (12/22/18)
	10	Myron Gordon (Samford) vs UNC Greensboro (12/22/18)
	7	Ruben Guerrero (Samford) vs VMI (12/29/18)
	7	Eric Hamilton (UNC Greensboro) vs Chattanooga (12/29/18)
	6	Cameron Jackson (Wofford) vs ETSU (12/01/18)
	6	Francis Alonso (UNC Greensboro) vs Chattanooga (12/29/18)
Free throw attempts	21	Francis Alonso (UNC Greensboro) at Samford (12/22/18)
	11	Myron Gordon (Samford) vs UNC Greensboro (12/22/18)
	9	Cameron Jackson (Wofford) vs ETSU (12/01/18)
	8	Ruben Guerrero (Samford) vs VMI (12/29/18)
	8	Eric Hamilton (UNC Greensboro) vs Chattanooga (12/29/18)
Free throw percentage	.909 (10-11)	Myron Gordon (Samford) vs UNC Greensboro (12/22/18)
	.810 (17-21)	Francis Alonso (UNC Greensboro) at Samford (12/22/18)
Rebounds	15	Matt Rafferty (Furman) vs Western Carolina (12/01/18)
	14	Ethan Stair (Mercer) at The Citadel (12/01/18)
	14	Carlos Dotson (Western Carolina) at Furman (12/01/18)
	13	Marc Gosselin (Western Carolina) at Furman (12/01/18)



	13	Clay Mounce (Furman) vs Western Carolina (12/01/18)
Assists	10	Alex Hunter (Furman) vs Western Carolina (12/01/18)
	9	Josh Sharkey (Samford) vs UNC Greensboro (12/22/18)
	6	Matt Halvorsen (Western Carolina) at Furman (12/01/18)
	6	Jerry Johnson Jr. (Chattanooga) vs VMI (12/09/18)
	6	Josh Sharkey (Samford) vs VMI (12/29/18)
Steals	6	Josh Sharkey (Samford) vs UNC Greensboro (12/22/18)
	6	Isaiah Miller (UNC Greensboro) vs Chattanooga (12/29/18)
	4	Zane Najdawi (The Citadel) vs Mercer (12/01/18)
	4	Matt Frierson (The Citadel) vs Mercer (12/01/18)
	3	Matt Rafferty (Furman) vs Western Carolina (12/01/18)
	3	Marc Gosselin (Western Carolina) at Furman (12/01/18)
	3	Kameron Gibson (Western Carolina) at Furman (12/01/18)
	3	Cameron Jackson (Wofford) vs ETSU (12/01/18)
	3	Matt Rafferty (Furman) at ETSU (12/29/18)
Blocked shots	4	Matt Rafferty (Furman) vs Western Carolina (12/01/18)
	4	Ruben Guerrero (Samford) vs VMI (12/29/18)
	3	Zane Najdawi (The Citadel) vs Mercer (12/01/18)
	3	Clay Mounce (Furman) vs Western Carolina (12/01/18)
	3	Ruben Guerrero (Samford) vs UNC Greensboro (12/22/18)
	3	Lucas N'Guessan (ETSU) vs Furman (12/29/18)
Turnovers	6	Jordan Lyons (Furman) vs Western Carolina (12/01/18)
	6	Bubba Parham (VMI) at Chattanooga (12/09/18)
	5	Djordje Dimitrijevic (Mercer) at The Citadel (12/01/18)
	5	Josh Sharkey (Samford) vs UNC Greensboro (12/22/18)
	5	Bubba Parham (VMI) at Samford (12/29/18)
	5	Josh Sharkey (Samford) vs VMI (12/29/18)
	5	David Jean-Baptiste (Chattanooga) at UNC Greensboro (12/29/18)
	5	Carlos Dotson (Western Carolina) vs Wofford (12/29/18)