

# 2018-2019

# Southern Conference Men's Basketball



#SoConHoops

702 North Pine Street, Spartanburg, SC 29303 • 864-591-5100 • Fax: 864-591-3448

Phil Perry, Assistant Commissioner for Media Relations (FB contact)

facebook.com/SouthernConference • twitter.com/SoConSports • instagram.com/SouthernConference

## 2018-19 SOUTHERN CONFERENCE BASKETBALL STANDINGS

	Conference					Overall					
	W-L	Pct.	H	A	ST	W-L	Pct.	H	A	N	ST
Wofford	3-0	1.000	2-0	1-0	W3	11-4	.733	8-1	3-3	0-0	W2
UNCG	2-0	1.000	1-0	1-0	W2	13-2	.867	7-0	5-2	1-0	W6
Furman	2-1	.667	2-0	0-1	W1	13-2	.867	8-0	5-2	0-0	W1
ETSU	2-1	.667	2-0	0-1	W2	12-4	.750	8-0	3-4	1-0	W4
Chattanooga	2-1	.667	1-0	1-1	W1	7-9	.438	5-1	2-6	0-2	W1
The Citadel	1-1	.500	1-0	0-1	L1	9-4	.692	6-1	3-3	0-0	L2
Samford	1-2	.333	1-1	0-1	L1	11-5	.688	8-2	3-3	0-0	L1
VMI	0-2	.000	0-0	0-2	L2	6-8	.429	5-1	1-7	0-0	L1
Mercer	0-2	.000	0-0	0-2	L2	5-9	.357	5-1	0-7	0-1	L2
Western Carolina	0-3	.000	0-2	0-1	L3	3-13	.188	2-3	1-8	0-2	L5

## UPCOMING SCHEDULE (ALL TIMES EASTERN)

### Jan. 5 (Saturday)

*UNCG at VMI, 1 p.m.	ESPN+
*Samford at Western Carolina, 2 p.m.	ESPN+
*Chattanooga at ETSU, 4 p.m.	ESPN+
*The Citadel at Furman, 4 p.m.	ESPN3
*Mercer at Wofford, 7 p.m.	Nexstar/ESPN3

### Nexstar affiliates for Jan. 5:

WYCW (Greenville/Spartanburg/Asheville)  
WCBD (Charleston)  
WWCW (Lynchburg)

### Jan. 10 (Thursday)

*ETSU at The Citadel, 7 p.m.	ESPN+
*Furman at VMI, 7 p.m.	ESPN3
*Western Carolina at Mercer, 7 p.m.	ESPN+
*Wofford at UNCG, 7 p.m.	ESPN3

### Jan. 12 (Saturday)

*Western Carolina at The Citadel, 1 p.m.	Nexstar/ESPN+
*Wofford at VMI, 1 p.m.	ESPN+
*ETSU at Mercer, 4:30 p.m.	ESPN3
*Samford at Chattanooga, 4:30 p.m.	ESPN3
*Furman at UNCG, 5 p.m.	ESPN3

### Nexstar affiliates for Jan. 12:

WYCW (Greenville/Spartanburg/Asheville)  
WCBD (Charleston)

### Jan. 17 (Thursday)

*VMI at ETSU, 7 p.m.	ESPN+
*UNCG at Western Carolina, 7:30 p.m.	ESPN+
*The Citadel at Samford, 8 p.m.	ESPN+
*Mercer at Chattanooga, 8 p.m.	ESPN3

## SoCON PLAYER OF THE WEEK (12/31)

### Jeromy Rodriguez, F-Jr., F ETSU

Rodriguez notched his eighth double-double of the season Saturday in the Bucs' 79-56 win over Furman, which dropped its second straight after opening the season 12-0 and appearing in the Associated Press Top 25 for three weeks.

Rodriguez shot 8-for-10 from the floor and made three of his four free-throw attempts en route to 19 points on the afternoon. He also pulled down 11 rebounds (10 defensive) as he continued to pace the SoCon in double-doubles on the year.

The redshirt junior from Santiago, Dominican Republic, helped ETSU to its third straight win overall as it moved to 7-0 at home on the season. Rodriguez, who blocked one shot in addition to his work on the defensive glass, and the Bucs held Furman to a season low in points and 25 below its seasonal scoring average.

Rodriguez (175) and the Bucs (638) lead NCAA Division I in total rebounds.



## NOTES

• All 10 Southern Conference teams are in league play on the same day for the first time this season Saturday.

• Wofford (3-0) and UNCG (2-0) are the lone unbeaten teams in SoCon play. The Terriers host Mercer, while the Spartans visit VMI on Saturday.

• Wofford downed The Citadel 112-81 Thursday, marking the fifth time in the last three seasons the Terriers have hit the century mark in league play. Four of those games came against the Bulldogs, while the other was a 131-127 win in quadruple overtime over Samford on Feb. 9, 2017. Wofford's total Thursday was its highest in a regulation SoCon game in its history.

• UNCG is off to its best start in program history at 13-2 and has won six straight contests. The Spartans, who are also riding a school-record 17-game home winning streak, have moved up to No. 4 in the Collegiansider.com Mid-Major Top 25, pacing three SoCon teams in the top 10. Furman, which lost two straight after its 12-0 start, dropped two spots to No. 5 in the poll, while Wofford jumped three spots to No. 8 after its 74-54 win over Western Carolina on Dec. 29. ETSU and Samford are receiving votes.

• ETSU earned an 81-72 win over Samford on Thursday, rattling off a game-ending 11-0 run in overtime after the Bulldogs erased a 17-point second-half deficit. The Bucs dominated the glass, with Jeromy Rodriguez (19) and Mladen Armus (17) combining for 36 of their 48 rebounds. Samford guard Josh Sharkey dished off a career-high 14 assists.

• Chattanooga got 21 points from freshman Kevin Easley in its 73-63 win at Western Carolina on Thursday. Western Carolina's Carlos Dotson had 18 points and 14 rebounds in the losing effort.

• Wofford's Fletcher Magee is closing in on Davidson great Stephen Curry for the SoCon's career 3-point record. With 410 to his credit, Magee trails Curry's record by just four. Magee is 12th in NCAA DI history, while Curry is ninth (in just three years).

• Magee is fifth in NCAA DI history with a career 91.1 free-throw percentage. This season, he is 44-for-47 (93.6 percent) and has made 21 straight. The Citadel's Matt Frierson is a perfect 27-for-27 from the free-throw line this season and has made 63 of his last 64 dating back to last season.

• Furman's Matt Rafferty and The Citadel's Frierson both reached 1,000 points for their careers Thursday. Rafferty did so on a layup in the first half of the Paladins' 71-58 win over Mercer, while Frierson's came on a free throw in the first half of the Bulldogs' loss at Wofford. It marked the second straight year in which multiple SoCon student-athletes reached the milestone on the same day, as three players – The Citadel's Zane Najdawi, Mercer's Jordan Strawberry and UNCG's Marvin Smith – did so on Feb. 1 of last year.

For additional notes, see page 2

## CONFERENCE NEWS AND NOTES

• ETSU leads DI in rebounding margin with a differential of 14.1 per game and total rebounds with 686. Redshirt junior forward Jeromy Rodriguez holds the national lead with 194 total rebounds and is fourth with 12.1 per game. The last Buc to lead the SoCon in rebounding for a season was Dillion Sneed with 9.5 in 2004-05, ETSU's final season in the league before returning in 2014-15. Rodriguez, who is scoring at a clip of 11.7 points per game, is in position to be the first SoCon player to average a double-double for the season since UNCG's Ben Stywall averaged 14.3 points and 10.4 rebounds per game in 2009-10.

• VMI sophomore Bubba Parham leads the league in scoring at 22.2 points per game this year. Should Parham finish the season in the top position, it would mark the third time in four seasons that a Keydet has done so, as QJ Peterson paced the SoCon in points per game in both 2015-16 and 2016-17.

• The Citadel's Zane Najdawi was named the General Shale SoCon Student-Athlete of the Week on Wednesday. The senior sports management major boasts a 3.447 GPA.

• UNCG's victory over Chattanooga on Dec. 29 gave coach Wes Miller a program-record 125 career wins, breaking a tie with former Spartan coach Mike Demet.

• With 2,076 career points to his credit, Wofford's Fletcher Magee needs just 223 to enter the SoCon's career top 10 in that category.

• The Citadel continues to lead Division I in scoring at 97.7 points per game. The Bulldogs have hit 100 points four times this season.

• SoCon teams combined to go 77-47 (.621) in non-conference play, including a 54-47 (.535) mark against Division I opponents and a 53-25 (.679) record against non-Power 5 opponents.

## ALL-AROUND SUCCESS

Furman senior forward Matt Rafferty is the only player in the SoCon to rank in the top 10 in scoring, rebounding, assists, steals and blocked shots. Only three other qualified players in the league appear in the top 10 in even three of those categories, with Cameron Jackson of Wofford appearing in four.

	Pts	Reb	Ast	St	Blk
Matt Rafferty, FUR	6th	t2nd	3rd	3rd	3rd
	16.9	9.0	4.3	2.3	1.5
Cameron Jackson, WOF	8th	6th	x	6th	t5th
	15.1	7.9	x	1.5	1.0
Jeromy Rodriguez, ETSU	x	1st	x	10th	7th
	x	12.1	x	1.3	0.9
Ruben Guerrero, SAM	9th	4th	x	x	2nd
	15.1	8.4	x	x	2.0

## Did you know?

• VMI sophomore guard Bubba Parham scored at least 30 points in four straight contests from Nov. 18-27, making him the first SoCon player to accomplish that feat since Davidson's Stephen Curry did so from Nov. 17-24, 2008.

• Furman's Jordan Lyons' 54 points against North Greenville on Nov. 13 were the most scored by an NCAA Division I player since Jodie Meeks of Kentucky scored 54 in 2009.

## Preseason predictions

Defending regular-season and tournament champion UNCG was the preseason pick to win the league in 2018-19 among the league's 10 head coaches and media. Wofford's Fletcher Magee was the coaches' selection for preseason player of the year.

**Preseason Player of the Year**  
Fletcher Magee, Sr., G, Wofford

### Preseason All-Southern Conference Team

Zane Najdawi, Sr., F, The Citadel  
Tray Boyd III, Jr., G, ETSU  
Bo Hodges, So., G/F, ETSU  
Jeromy Rodriguez, R-Jr., F, ETSU  
Matt Rafferty, Sr., F, Furman  
Ross Cummings, Jr., G, Mercer  
Francis Alonso, Sr., G, UNCG  
James Dickey, Jr., F, UNCG  
Bubba Parham, So., G, VMI  
Cameron Jackson, Sr., F, Wofford  
Fletcher Magee, Sr., G, Wofford

### Coaches poll

Team (1st)	Total	Media poll Team (1st)	Total
1. UNCG (6)	78	1. UNCG (16)	231
2. Wofford (4)	74	2. Wofford (6)	214
3. ETSU	67	3. ETSU (2)	198
4. Furman	57	4. Furman	169
5. Mercer	48	5. Mercer	136
6. The Citadel	38	6. Chattanooga	103
7. Chattanooga	30	7. The Citadel	96
8. Samford	26	8. Samford	69
9. Western Carolina	20	9. Western Carolina	59
10. VMI	12	10. VMI	45

### Media poll

## NET RANKINGS (AS OF JAN. 4)

The NCAA Evaluation Tool (NET) replaces the RPI this season and relies on game results, strength of schedule, game location, scoring margin, net offensive and defensive efficiency, and the quality of wins and losses to aid the NCAA in evaluating programs throughout the season. New rankings are released daily.

SoCon team	NET ranking
Wofford	40
UNCG	52
ETSU	66
Furman	76
Samford	105
The Citadel	165
Mercer	192
Chattanooga	265
Western Carolina	322
VMI	332

## SoCON COACHING RECORDS

Coach, school	Career (yrs.)	School (yrs.)	SoCon (yrs.)
Duggar Baucom, The Citadel	230-246 (16th)	42-68 (4th)	20-54 (5th)
Steve Forbes, ETSU	254-93 (11th)	88-33 (4th)	44-13 (4th)
Bob Richey, Furman	36-13 (2nd)	Same	15-6 (2nd)
Bob Hoffman, Mercer	514-309 (25th)	203-154 (11th)	40-34 (5th)
Wes Miller, UNCG	125-112 (8th)	Same	70-53 (8th)
Scott Padgett, Samford	68-81 (5th)	Same	25-50 (5th)
Lamont Paris, Chattanooga	17-32 (2nd)	Same	5-16 (2nd)
Dan Earl, VMI	30-74 (4th)	Same	11-45 (4th)
Mark Prosser, Western Carolina	8-36 (2nd)	3-13 (1st)	0-3 (1st)
Mike Young, Wofford	280-243 (17th)	Same	160-124 (17th)

## SoCON PLAYERS OF THE WEEK

Nov. 13	Josh Sharkey, Jr., G, SAM
Nov. 20	Jordan Lyons, Jr., G, FUR
Nov. 27	Low Stallworth, Gr., G, CIT
Dec. 4	Low Stallworth, Gr., G, CIT
Dec. 11	Jeromy Rodriguez, R-Jr., F, ETSU
Dec. 18	Matt Rafferty, Sr., F, FUR
Dec. 24	Francis Alonso, Sr., G, UNCG
Dec. 31	Jeromy Rodriguez, R-Jr., F, ETSU
Jan. 8	
Jan. 15	
Jan. 22	
Jan. 29	
Feb. 5	
Feb. 12	
Feb. 19	
Feb. 26	

## SoCON PLAYERS OF THE MONTH

November	Matt Rafferty, Sr., F, FUR
December	Cameron Jackson, Sr., F, WOF
January	
February	

## SoCON STUDENT-ATHLETE OF THE WEEK

Jan. 2	Zane Najdawi, Sr., F, CIT
--------	---------------------------

## NATIONAL/REGIONAL RECOGNITION

**Jerry West Shooting Guard of the Year Award**  
Watch list  
Fletcher Magee, Wofford, Sr., G

**Lou Henson Award (top DI mid-major player)**  
Watch list  
Matt Rafferty, Furman, Sr., F  
Francis Alonso, UNCG, Sr., G  
James Dickey, UNCG, Jr., F  
Cameron Jackson, Wofford, R-Sr., F  
Fletcher Magee, Wofford, Sr., G

**Kareem Abdul-Jabbar Award Watch List**  
James Dickey, UNCG, Jr., F

**Senior CLASS Award candidate**  
Zane Najdawi, The Citadel, Sr., F

**Andy Katz National Player of the Week**  
Jordan Lyons, Furman, Jr., G

Nov. 19, 2018

## THE SoCON VS. RANKED TEAMS

Furman's win at No. 8 Villanova on Nov. 17 was the SoCon's second road victory over a top-10 opponent in as many seasons, as Wofford downed then-No. 5 North Carolina in 2017. Coincidentally, Villanova and North Carolina were both defending national champions.

SoCon	Opp.	Score	Date
Furman	#8 Villanova	76-68 (OT)	11/17/18
Wofford	#5 North Carolina	79-75	12/20/17
Col. of Charleston	#21 Baylor	63-59	11/24/12
Davidson	#12 Kansas	80-74	12/19/11
Col. of Charleston	#9 North Carolina	82-79 (OT)	1/4/10
#23 Davidson	#24 Gonzaga	82-76	3/21/08
#23 Davidson	#8 Georgetown	74-70	3/23/08
#23 Davidson	#6 Wisconsin	73-56	3/28/08
Col. of Charleston	#3 North Carolina	66-64	12/5/98

COLLEGEINSIDER.COM MID-MAJOR TOP 25 (MORE DETAILS TO RIGHT -->)

School (1st-place)	PS	N12	N19	N26	D3	D10	D17	D24	D31
Gonzaga (31)	1	1	1	1	1	1	1	1	1
Buffalo	2	2	2	2	2	2	2	2	2
Toledo	13	13	-	16	9	6	6	6	3
<b>UNC Greensboro</b>	<b>20</b>	<b>19</b>	<b>13</b>	<b>5</b>	<b>6</b>	<b>5</b>	<b>5</b>	<b>5</b>	<b>4</b>
<b>Furman</b>	-	<b>20</b>	<b>6</b>	<b>4</b>	<b>3</b>	<b>3</b>	<b>3</b>	<b>3</b>	<b>5</b>
Belmont	17	10	5	3	4	4	4	4	6
Charleston	-	24	25	24	13	12	9	7	7
<b>Wofford</b>	<b>8</b>	<b>5</b>	<b>9</b>	<b>7</b>	<b>5</b>	<b>7</b>	<b>7</b>	<b>11</b>	<b>8</b>
Murray State	18	16	10	11	12	11	10	10	9
San Francisco	-	-	-	21	22	17	12	8	10
Lipscomb	22	22	18	8	7	8	11	9	11
Loyola Marymount	-	-	22	14	11	9	8	12	12
Montana	16	14	19	13	17	19	19	15	13
New Mexico State	-	-	-	-	25	25	18	18	14
UC Irvine	24	23	15	17	18	13	13	14	15
Stony Brook	-	-	-	25	14	15	15	16	16
South Dakota State	5	3	7	10	8	10	14	17	17
Louisiana	11	12	23	23	19	16	21	19	18
Kent State	-	-	-	-	-	-	-	20	19
Liberty	-	-	-	-	24	24	17	22	20
Texas State	-	-	-	-	-	-	20	21	21
Hofstra	-	-	-	-	-	-	-	23	22
Penn	23	18	21	-	-	20	16	13	23
Drake	-	-	-	-	-	-	-	25	24
NJIT	-	-	-	-	-	-	25	24	25
BYU	4	4	3	6	15	14	22	-	-
Vermont	-	-	-	-	-	-	23	-	-
San Diego	-	-	-	-	-	22	24	-	-
Georgia Southern	-	-	17	12	21	18	-	-	-
Radford	-	-	-	-	16	21	-	-	-
Georgia State	12	15	16	20	-	23	-	-	-
Loyola Chicago	3	8	8	9	10	-	-	-	-
Illinois State	14	17	14	19	20	-	-	-	-
Northern Kentucky	-	-	24	-	23	-	-	-	-
Saint Mary's	9	7	4	15	-	-	-	-	-
Bradley	-	-	-	18	-	-	-	-	-
Harvard	7	11	12	22	-	-	-	-	-
Northeastern	6	6	11	-	-	-	-	-	-
Southern Illinois	10	9	20	-	-	-	-	-	-
Stephen F. Austin	19	21	-	-	-	-	-	-	-
Yale	25	25	-	-	-	-	-	-	-
Rider	15	-	-	-	-	-	-	-	-
Wright State	21	-	-	-	-	-	-	-	-

MID-MAJOR TOP 25 (DEC. 31)

The Southern Conference has three teams ranked in the CollegeInsider.com Mid-Major Top 25, with two more receiving votes. Despite dropping its first contest of the season on Dec. 21, Furman held steady at third.

CollegeInsider.com Mid-Major Top 25

Rank	School (1st-place)	Record	Pts.	LW	Conf.
1.	Gonzaga (31)	12-2	775	1	West Coast
2.	Buffalo	12-1	743	2	Mid-American
3.	Toledo	12-1	672	6	Mid-American
<b>4.</b>	<b>UNC Greensboro</b>	<b>13-2</b>	<b>636</b>	<b>5</b>	<b>Southern</b>
<b>5.</b>	<b>Furman</b>	<b>12-2</b>	<b>621</b>	<b>3</b>	<b>Southern</b>
6.	Belmont	9-2	613	4	Ohio Valley
7.	Charleston	12-2	562	7	Colonial
<b>8.</b>	<b>Wofford</b>	<b>10-4</b>	<b>531</b>	<b>11</b>	<b>Southern</b>
9.	Murray State	9-2	517	10	Ohio Valley
10.	San Francisco	12-2	506	8	West Coast
11.	Lipscomb	9-4	457	9	Atlantic Sun
12.	Loyola Marymount	12-2	379	12	West Coast
13.	Montana	8-4	339	15	Big Sky
14.	New Mexico State	11-3	303	18	WAC
15.	UC Irvine	11-4	301	14	Big West
16.	Stony Brook	12-3	261	16	America East
17.	South Dakota State	11-5	257	17	Summit
18.	Louisiana	9-4	206	19	Sun Belt
19.	Kent State	11-2	196	20	Mid-American
20.	Liberty	11-4	167	22	Atlantic Sun
21.	Texas State	11-2	128	21	Sun Belt
22.	Hofstra	12-3	126	23	Colonial
23.	Penn	10-4	107	13	Ivy League
24.	Drake	11-2	81	25	Missouri Valley
25.	NJIT	12-3	76	24	Atlantic Sun

Others receiving votes: Saint Mary's 74, Yale 60, San Diego 59, ETSU 47, Georgia State 37, BYU 31, Northern Kentucky 28, Seattle 26, Ball State 22, Vermont 21, Samford 16, Loyola Chicago 15, Georgia Southern 12, Princeton 11, UCSB 11, Indiana State 9, Stephen F. Austin 9, Southern Illinois 8, Austin Peay 5, Radford 5, Central Michigan 4, Abilene Christian 3, Utah Valley 2.

ASSOCIATED PRESS TOP 25

School (1st-place)	PS	N12	N19	N26	D3	D10	D17	D24	D31
Duke (35)	4	1	1	3	3	2	2	1	1
Michigan (9)	19	18	9	7	5	5	4	2	2
Tennessee (12)	6	5	5	6	7	3	3	3	3
Virginia (4)	5	4	4	4	4	6	5	4	4
Kansas (4)	1	2	2	2	2	1	1	5	5
Nevada	7	6	6	5	6	7	6	6	6
Gonzaga	3	3	3	1	1	4	8	7	7
Michigan State	10	11	11	9	10	9	10	8	8
Florida State	17	14	14	15	11	10	11	9	9
Virginia Tech	15	16	13	13	15	13	13	10	10
Texas Tech	-	-	-	20	13	11	12	11	11
Auburn	11	9	8	8	8	8	7	12	12
Kentucky	2	10	10	10	9	19	19	16	13
Ohio State	-	-	23	16	19	15	15	13	14
North Carolina	8	7	7	11	14	12	9	14	15
Marquette	-	24	-	-	-	21	20	18	16
Mississippi State	18	17	15	25	22	18	17	19	17
NC State	-	-	-	-	-	-	-	20	18
Houston	-	-	-	-	-	24	21	22	19
Buffalo	-	25	22	21	17	14	14	21	20
Indiana	-	-	-	-	-	t25	22	23	21
Wisconsin	-	-	25	22	12	16	15	22	22
Oklahoma	-	-	-	-	-	-	-	25	23
Nebraska	-	-	-	-	24	-	25	-	24
Iowa	-	-	20	14	18	22	23	24	25
Arizona State	-	-	-	-	20	20	18	17	-
<b>Furman</b>	-	-	-	-	<b>25</b>	<b>23</b>	<b>24</b>	-	-
Villanova	9	8	-	23	21	17	-	-	-
Syracuse	16	15	-	-	-	t25	-	-	-
Kansas State	12	12	12	12	16	t25	-	-	-
Maryland	-	-	-	24	23	-	-	-	-
Texas	-	-	-	17	-	-	-	-	-
Oregon	14	13	21	18	-	-	-	-	-
Purdue	24	23	24	19	-	-	-	-	-
Clemson	22	19	16	-	-	-	-	-	-
UCLA	21	20	17	-	-	-	-	-	-
TCU	20	21	18	-	-	-	-	-	-
LSU	23	22	19	-	-	-	-	-	-
West Virginia	13	-	-	-	-	-	-	-	-
Washington	25	-	-	-	-	-	-	-	-

USA TODAY COACHES TOP 25

School (1st-place)	PS	N19	N26	D3	D10	D17	D24	D31
Duke (10)	3	1	3	3	2	2	2	1
Virginia (11)	5	4	4	4	3	3	1	2
Tennessee (7)	6	5	7	7	4	4	3	3
Michigan (4)	18	8	5	5	5	5	4	4
Nevada	9	7	6	6	7	6	6	5
Kansas	1	2	2	2	1	1	5	6
Michigan State	10	11	8	10	9	8	7	7
Gonzaga	4	3	1	1	6	9	8	8
Florida State	15	13	14	11	10	12	9	9
Virginia Tech	17	14	12	14	13	13	10	10
Texas Tech	-	-	19	13	11	11	13	11
Ohio State	-	23	16	17	14	14	t11	12
Auburn	12	9	t10	9	8	7	t11	13
Kentucky	2	10	9	8	18	18	15	14
North Carolina	7	6	13	12	12	10	14	15
Mississippi State	19	15	25	22	17	16	t17	16
Houston	-	-	-	-	22	20	19	17
Marquette	-	-	-	-	-	23	20	18
NC State	-	-	-	-	-	-	24	19
Buffalo	-	25	20	18	15	15	22	t20
Iowa	-	22	15	19	21	21	21	t20
Indiana	-	-	-	-	-	-	25	22
Wisconsin	-	-	22	16	19	17	16	t23
Nebraska	25	24	-	25	25	22	23	t23
Oklahoma	-	-	-	-	-	-	-	25
Arizona State	-	-	-	20	20	19	t17	-
Maryland	-	-	-	23	23	24	-	-
<b>Furman</b>	-	-	-	-	-	<b>25</b>	-	-
Villanova	8	-	23	21	16	-	-	-
Kansas State	11	12	t10	15	24	-	-	-
Purdue	22	19	18	24	-	-	-	-
Texas	-	-	17	-	-	-	-	-
Oregon	16	20	21	-	-	-	-	-
Clemson	23	16	24	-	-	-	-	-
UCLA	20	17	-	-	-	-	-	-
TCU	21	18	-	-	-	-	-	-
LSU	-	21	-	-	-	-	-	-
West Virginia	13	-	-	-	-	-	-	-
Syracuse	14	-	-	-	-	-	-	-
Washington	24	-	-	-	-	-	-	-

## ACTIVE SoCon CAREER LEADERS

### Points scored

2,076	Fletcher Magee, Wofford, Sr.
1,788	Francis Alonso, UNCG, Sr.
1,389	Zane Najdawi, The Citadel, Sr.
1,119	Cameron Jackson, Wofford, R-Sr.
1,016	Matt Rafferty, Furman, Sr.

### Points scored per game (min. 800 points)

18.21	Fletcher Magee, Wofford, Sr.
15.03	Francis Alonso, UNCG, Sr.
12.74	Zane Najdawi, The Citadel, Sr.
10.37	Matt Rafferty, Furman, Sr.
10.13	Nathan Hoover, Wofford, Jr.

### Field-goal percentage (min. 240 made)

.588	Cameron Jackson, Wofford, R-Sr.	(10)
.574	Matt Rafferty, Furman, Sr.	
.489	Zane Najdawi, The Citadel, Sr.	
.455	Fletcher Magee, Wofford, Sr.	
.452	Marc Gosselin, Western Carolina, Sr.	

### 3-point field goals made

410	Fletcher Magee, Wofford, Sr.	(2)
342	Francis Alonso, UNCG, Sr.	(5)
282	Matt Frierson, The Citadel, Sr.	(9)
172	Quayson Williams, The Citadel, Sr.	
162	Jordan Lyons, Furman, Jr.	

### 3-point field-goal percentage (min. 120 made)

.433	Fletcher Magee, Wofford, Sr.	(9)
.419	Andrew Brown, Furman, Sr.	
.416	Francis Alonso, UNCG, Sr.	
.396	Nathan Hoover, Wofford, Jr.	
.381	Demetrius Troy, UNCG, Sr.	

### Free-throw percentage (min. 110 made)

.911	Fletcher Magee, Wofford, Sr.	(1)
.872	Francis Alonso, UNCG, Sr.	(6)
.855	Matt Halvosen, WCU, So.	
.851	Nathan Hoover, Wofford, Jr.	
.794	Bubba Parham, VMI, So.	

### Rebounds

688	Matt Rafferty, Furman, Sr.
629	Marc Gosselin, Western Carolina, Sr.
610	Zane Najdawi, The Citadel, Sr.
592	James Dickey, UNCG, Jr.
570	Cameron Jackson, Wofford, R-Sr.

### Rebounds per game (min. 280 rebounds)

7.79	James Dickey, UNCG, Jr.
7.02	Matt Rafferty, Furman, Sr.
6.38	Mladen Armus, ETSU, So.
5.62	Marc Gosselin, Western Carolina, Sr.
5.60	Zane Najdawi, The Citadel, Sr.

### Blocked shots

166	Zane Najdawi, The Citadel, Sr.
133	James Dickey, UNCG, Jr.
105	Cameron Jackson, Wofford, R-Sr.
84	Matt Rafferty, Furman, Sr.
48	Marc Gosselin, Western Carolina, Sr.

### Steals

162	Josh Sharkey, Samford, Jr.
139	Cameron Jackson, Wofford, R-Sr.
136	Matt Rafferty, Furman, Sr.
133	Demetrius Troy, UNCG, Sr.
112	Quayson Williams, The Citadel, Sr.

### Assists

409	Josh Sharkey, Samford, Jr.
370	Demetrius Troy, UNCG, Sr.
273	Francis Alonso, UNCG, Sr.
234	Matt Rafferty, Furman, Sr.
186	Fletcher Magee, Wofford, Sr.
186	Storm Murphy, Wofford, So.

### Assists per game (min. 150 assists)

4.99	Josh Sharkey, Samford, Jr.
3.88	Storm Murphy, Wofford, So.
3.30	Demetrius Troy, UNCG, Sr.
2.39	Matt Rafferty, Furman, Sr.
2.29	Francis Alonso, UNCG, Sr.

(SoCon career rank)

## SoCon RECORD BOOK

### INDIVIDUAL

#### Coaching victories at SoCon school

1.	447	Bob McKillop, DAV	1992-2014
2.	<b>280</b>	<b>Mike Young, WOF</b>	<b>2002-present</b>
3.	243	Mack McCarthy, UTC	1985-97
	243	Burton Shipley, MD	1923-47
5.	230	Bill Reinhart, GW	1935-42; 49-66

#### Coaching wins per season (min. two seasons)

Avg. Wins		Yrs.			
1.	26.7	187	7	Everett Case, NCSU	1946-53
2.	26.0	52	2	Ben Carnevale, UNC	1944-46
3.	<b>25.3</b>	<b>76*</b>	<b>3</b>	<b>Steve Forbes, ETSU</b>	<b>2015-pr.</b>
4.	24.3	146	6	Fred Schaus, WVU	1954-60
5.	23.8	95	4	John Kresse, CofC	1998-02

\* Entering 2018-19 season

#### Field-goal percentage

##### Career (min. 400 made)

Pct.		FG-FGA		
1.	69.0	412-597	Ricky Nedd, APP	1991-94
2.	61.3	448-731	Kris Acox, FUR	2013-17
3.	60.2	442-734	Rich DiBenedetto, DAV	1978-81
4.	59.9	764-1276	Noah Dahlman, WOF	2007-11
5.	59.8	522-873	Kareem Livingston, APP	1997-98
6.	59.6	647-1,086	Kyle Hines, UNCG	2004-07
7.	59.3	426-718	Joey Brooks, FUR	1986-89
8.	59.2	415-701	Jeremy Simmons, CofC	2007-11
9.	58.9	548-930	Mike Groselle, CIT	2009-13
10.	<b>58.8</b>	<b>463-787</b>	<b>Cameron Jackson, WOF</b>	<b>2014-pr.</b>

#### 3-point field goals made

Game	
1.	15 Keith Veney, Marshall* 12/16/96
15	<b>Jordan Lyons, FUR*</b> 11/15/18
3.	11 Elton Nesbitt, GSU vs. UTC 1/17/05
	11 Fletcher Magee, WOF at UTC 2/17/18
5.	10 Nine times. This season: <b>Matt Frierson, CIT vs. Johnson</b> 11/14/18 <b>Bubba Parham, VMI at Kentucky</b> 11/18/18

#### Career

1.	414	Stephen Curry, DAV	2006-09
2.	<b>410</b>	<b>Fletcher Magee, WOF</b>	<b>2015-pr.</b>
3.	396	Andrew Goudeock, CofC	2007-11
4.	358	Donald Sims, APP	2007-11
5.	<b>342</b>	<b>Francis Alonso, UNCG</b>	<b>2015-pr.</b>
6.	312	Karl Cochran, WOF	2011-15
7.	299	Ian Chadwick, WOF	1997-01
8.	295	Zach Urbanus, CIT	2007-11
9.	<b>282</b>	<b>Matt Frierson, CIT</b>	<b>2015-pr.</b>
10.	278	Jake Robinson, WCU	2006-10

#### 3-point field goals attempts

Game	
1.	<b>34</b> <b>Jordan Lyons, FUR*</b> <b>Nov. 15, 2018</b>
2.	25 Keith Veney, Marshall Dec. 16, 1996

\* NCAA record

#### 3-point percentage (min. 120 made)

Career		Pct.		3FG-3FGA	
1.	49.3	223-452	Keith Jennings, ETSU	1989-91	
2.	45.2	126-279	Alan Puckett, CIT	1999-02	
3.	45.1	146-324	Shawn Reid, FUR	1984-88	
4.	44.7	159-356	Brandon Born, UTC	1991-95	
5.	44.5	154-346	Derek Rucker, DAV	1985-88	
6.	44.0	166-377	D. Denzel-Dyson, SAM	2016-18	
7.	44.0	131-298	David Donerlson, WCU	1989-90	
8.	43.4	190-438	Peter Anderer, DAV	2000-03	
9.	<b>43.3</b>	<b>410-947</b>	<b>Fletcher Magee, WOF</b>	<b>2015-pr.</b>	
10.	43.2	189-437	Kemp Phillips, APP	1987-90	

### Free-throw percentage (min. 200 made)

Career		Pct.		FT-FTA	
1.	<b>91.1</b>	<b>336-369</b>	<b>Fletcher Magee, WOF</b>	<b>2015-pr.</b>	
2.	89.3	358-401	Nik Cochran, DAV	2009-13	
3.	89.2	545-611	Donald Sims, APP	2007-11	
4.	88.9	281-316	Chad Copeland, UTC	1993-94	
5.	87.6	479-857	Stephen Curry, DAV	2007-09	
6.	<b>87.2</b>	<b>348-399</b>	<b>Francis Alonso, UNCG</b>	<b>2015-pr.</b>	
7.	86.6	214-247	Johnny Mitchell, VMI	1967-69	
8.	86.4	260-301	Greg White, MAR	1978-81	
9.	86.3	253-293	Jordan Strawberry, MER	2014-18	
10.	86.3	201-233	Demetre Rivers, MER	2014-18	

### TEAM

#### Scoring

Game	
1.	154 Furman vs. The Citadel 1/8/55
2.	149 Furman vs. Newberry 2/13/54
3.	<b>148</b> <b>The Citadel vs. Mid-Atlantic Christian</b> 11/12/18
4.	146 The Citadel vs. Johnson 11/11/16
5.	144 The Citadel vs. Toccoa Falls 12/7/16
6.	141 Western Carolina vs. Toccoa Falls 1/17/12
7.	137 Davidson vs. Warren Wilson 12/9/91
137	<b>The Citadel vs. Johnson</b> 11/14/18
9.	133 Western Carolina vs. Toccoa Falls 11/26/01
133	VMI vs. Mid-Atlantic Christian 12/2/14

#### Field goals made

Game	
1.	63 Furman vs. Newberry 12/13/54
2.	61 Davidson vs. Warren Wilson 12/10/91
3.	61 Western Carolina vs. Toccoa Falls 11/6/01
4.	<b>57</b> <b>The Citadel vs. Mid-Atlantic Christian</b> 11/12/18

#### Field-goal attempts

Game	
1.	116 Furman vs. The Citadel 1/8/55
2.	102 The Citadel vs. USC Aiken 2/17/82
3.	106 The Citadel vs. Johnson 11/11/16
4.	105 VMI vs. Mid-Atlantic Christian 12/2/14
5.	104 The Citadel vs. UMBC 12/19/16
6.	98 Davidson vs. New Hampshire 12/28/62
98	Western Carolina vs. Toccoa Falls 11/20/08
98	<b>The Citadel vs. Mid-Atlantic Christian</b> 11/12/18

#### 3-point field goals made

Game	
1.	24 VMI vs. Furman 2/12/15
2.	<b>23</b> <b>The Citadel vs. Mid-Atlantic Christian</b> 11/12/18
23	<b>The Citadel vs. High Point</b> 11/27/18
4.	22 Ga. Southern vs. Chattanooga 1/17/05
5.	21 Furman vs. Virginia Intermont 12/29/04
21	VMI vs. Johnson 11/18/14
21	The Citadel vs. Ogelthorpe 11/10/17
21	<b>Furman vs. North Greenville</b> 11/15/18

#### 3-point field-goal attempts

Game	
1.	57 VMI vs. Mid-Atlantic Christian 12/2/14
2.	55 VMI vs. Marist 12/13/14
3.	<b>51</b> <b>The Citadel vs. Mid-Atlantic Christian</b> 11/12/18
4.	52 Davidson vs. Colby 11/21/06
5.	50 The Citadel at Air Force 12/2/15
50	The Citadel vs. Johnson 11/13/16
50	The Citadel vs. UMBC 12/19/16
8.	<b>49</b> <b>Furman vs. North Greenville</b> 11/15/18
9.	48 The Citadel vs. Truett McConnell 11/15/16
48	The Citadel at Western Carolina 2/25/18
48	<b>The Citadel vs. Johnson</b> 11/14/18

#### Rebounds

Game	
1.	78 George Wash. vs. Georgetown 1968-69
2.	76 Davidson vs. VMI Jan. 8, 1970
3.	70 VMI vs. Mid-Atlantic Christian Dec. 2, 2014
4.	68 Davidson vs. Emory Nov. 9, 2007
5.	67 The Citadel vs. Clemson Nov. 25, 2000
67	The Citadel vs. Johnson Nov. 13, 2016
7.	65 Ga. Southern vs. UC Davis Nov. 12, 2006
8.	<b>64</b> <b>ETSU vs. Reinhardt</b> <b>Dec. 3, 2018</b>
9.	63 ETSU vs. UVa-Wise Nov. 18, 2014
63	<b>The Citadel vs. Mid-Atlantic Christian</b> 11/12/18

## SPECIALTY STATS LEADERS

50-point games	Ovr.	SoCon
Jordan Lyons, FUR	1	0

40-point games	Ovr.	SoCon
Jordan Lyons, FUR	1	0

30-point games	Ovr.	SoCon
Bubba Parham, VMI	4	0
Matt Frierson, CIT	1	0
Jordan Lyons, FUR	1	0
Ross Cummings, MER	1	0
Francis Alonso, UNCG	1	1
Kyrin Galloway, UNCG	1	0
Kameron Gibson, WCU	1	0
Nathan Hoover, WOF	1	0

20-point games	Ovr.	SoCon
Bubba Parham, VMI	8	1
Francis Alonso, UNCG	6	1
Lew Stallworth, CIT	5	0
Tray Boyd III, ETSU	5	1
Fletcher Magee, WOF	5	2
Jordan Lyons, FUR	4	1
Matt Rafferty, FUR	4	1
Kevin Easley, UTC	4	2
Josh Starkey, SAM	4	0
Cameron Jackson, WOF	4	1
Matt Frierson, CIT	3	0
Kaiden Rice, CIT	3	0
Ross Cummings, MER	3	1
Brandon Austin, SAM	3	0
Ruben Guerrero, SAM	3	1
Clay Mounce, FUR	2	0
Isaiah Miller, UNCG	2	2
Carlos Dotson, WCU	2	1
Kameron Gibson, WCU	2	0
Nathan Hoover, WOF	2	1
Zane Najdawi, CIT	2	0
Alex Reed, CIT	1	0
Jeremy Rodriguez, ETSU	1	0
Djordje Dimitrijevic, MER	1	0
Kyrin Galloway, UNCG	1	0
Kaleb Hunter, UNCG	1	0
Myron Gordon, SAM	1	0
Keveon Nolan, SAM	1	0
Jerry Johnson Jr., UTC	1	0
Garrett Gilkeson, VMI	1	0
Jake Stephens, VMI	1	0
Matt Halvorsen, WCU	1	0

15-rebound games	Ovr.	SoCon
Jeremy Rodriguez, ETSU	4	1
Matt Rafferty, FUR	2	1
Mladen Armus, ETSU	1	1
Ruben Guerrero, SAM	1	0
Thomas Smallwood, UTC	1	0
Carlos Dotson, WCU	1	0

10-rebound games	Ovr.	SoCon
Jeremy Rodriguez, ETSU	12	2
Matt Rafferty, FUR	7	2
Mladen Armus, ETSU	6	1
Carlos Dotson, WCU	6	2
Robert Allen, SAM	4	0
Zane Najdawi, CIT	3	0
Clay Mounce, FUR	3	1
James Dickey, UNCG	3	0
Ruben Guerrero, SAM	3	1
Tyler Creammer, VMI	3	0
Cameron Jackson, WOF	3	0
Lew Stallworth, CIT	2	0
Marc Gosselin, WCU	2	1
Keve Aluma, WOF	2	1
Hayden Brown, CIT	1	0
Kaelon Harris, CIT	1	0
Alex Reed, CIT	1	0
D'Andre Bernard, ETSU	1	0
Octavien Corley, ETSU	1	0
Fardaws Aimaq, MER	1	0
Ethan Stair, MER	1	1
Jaylen Stowe, MER	1	0
Eric Hamilton, UNCG	1	1
Brandon Austin, SAM	1	0
Josh Sharkey, SAM	1	0

10-rebound games (cont.)	Ovr.	SoCon
Kevin Easley, UTC	1	0
Thomas Smallwood, UTC	1	0
Garrett Gilkeson, VMI	1	0
Chevez Goodwin, WOF	1	0

15-assist games	Ovr.	SoCon
Josh Starkey, SAM	3	1
Quayson Williams, CIT	1	0
Alex Hunter, FUR	1	1
Donovan Toatley, UTC	1	0
Greg Parham, VMI	1	0

10-assist games	Ovr.	SoCon
Lew Stallworth, CIT	3	0
Josh Starkey, SAM	3	1
Quayson Williams, CIT	1	0
Alex Hunter, FUR	1	1
Donovan Toatley, UTC	1	0
Greg Parham, VMI	1	0

5-block games	Ovr.	SoCon
Zane Najdawi, CIT	1	0
Octavien Corley, ETSU	1	0

Double-doubles	Ovr.	SoCon
Jeremy Rodriguez, ETSU	9	2
Matt Rafferty, FUR	7	2
Carlos Dotson, WCU	6	2
Lew Stallworth, CIT	5	1
Josh Starkey, SAM	4	1
Zane Najdawi, CIT	3	0
Cameron Jackson, WOF	3	0
Clay Mounce, FUR	2	1
Ruben Guerrero, SAM	3	1
Mladen Armus, ETSU	2	1
Hayden Brown, CIT	1	0
Alex Hunter, FUR	1	1
Ethan Stair, MER	1	1
Jaylen Stowe, MER	1	0
James Dickey, UNCG	1	0
Eric Hamilton, UNCG	1	1
Robert Allen, SAM	1	0
Brandon Austin, SAM	1	0
Thomas Smallwood, UTC	1	0
Tyler Creammer, VMI	1	0
Garrett Gilkeson, VMI	1	0
Greg Parham, VMI	1	0
Marc Gosselin, WCU	1	0
Chevez Goodwin, WOF	1	0

20/15 games	Ovr.	SoCon
Jeremy Rodriguez, ETSU	1	0
Ruben Guerrero, SAM	1	0

20/10 games	Ovr.	SoCon
Matt Rafferty, FUR	2	0
Ruben Guerrero, SAM	2	0
Zane Najdawi, CIT	1	0
Lew Stallworth, CIT	1	0
Jeremy Rodriguez, ETSU	1	0
Clay Mounce, FUR	1	0
Brandon Austin, SAM	1	0
Josh Starkey, SAM	1	0
Carlos Dotson, WCU	1	1

^ 3 nonconference dbl-dbls were points/assists  
+ 3 were points/assists  
\* points/assists

## SoCon 3-POINT PROWESS

• Three league players have hit at least 10 3-pointers in a game this season, highlighted by Furman's Jordan Lyons matching the SoCon and NCAA Division I records with 15 against North Greenville on Nov. 13. The Citadel's Matt Frierson hit a school-record 10 in a win over Johnson University on Nov. 14 and VMI's Bubba Parham hit a school-record 10 in a loss at No. 10 Kentucky on Nov. 18. The Keydets hit 19 3s in the contest, the most ever against Kentucky and a Rupp Arena record.

• The Citadel has hit 23 3-pointers twice this season, falling one shy of the SoCon record both times. The Bulldogs set their school record with 23 against Mid-Atlantic Christian on Nov. 12 and matched it against High Point on Nov. 27.

• Furman matched its school record with 21 3-pointers against North Greenville on Nov. 13.

• The Citadel leads NCAA Division I with 13.8 made 3-pointers per game this season. The Bulldogs finished last season averaging 12.1 made 3-pointers per game, which was second in DI. Wofford finished fifth in 3-point percentage at 41.3.

• Wofford's Fletcher Magee is ninth in SoCon annals with a career 3-point percentage of 43.3 (see chart on page 4).

• Magee (410, second), UNCG's Francis Alonso (339, fifth) and The Citadel's Frierson (282, ninth) are all in the top 10 in career 3-pointers in SoCon history. For more info, see the chart on the previous page.

• Five SoCon student-athletes have active streaks of at least 10 games with a made 3-pointer. The Citadel's Frierson has the longest active streak in the league at 51 games after Wofford's Magee saw his 60-game streak snapped with an 0-for-9 effort at No. 2 Kansas on Dec. 4.

Consecutive games with a 3-pointer	Player, school	'18-19	'17-18	'16-17	Total
	Matt Frierson, The Citadel	13	32	6	51
	Francis Alonso, UNCG	15	33	x	48
	Matt Halvorsen, WCU	16	x	x	16
	Bubba Parham, VMI	10	x	x	10
	Austin Vereen, VMI*		10	x	10

\* has yet to play this season

• Frierson, whose 114 3-pointers last season were good for 10th in SoCon history, is on pace for 143 this season, a mark that would rank third in SoCon history.

With 148 made 3s last season, Magee finished second on the SoCon's single-season chart, trailing only Stephen Curry's NCAA-record 162 in 2007-08 in SoCon history. Magee's total was fifth in a season in DI history.

Single-season 3-pointers, SoCon history	Player	Year
162	Stephen Curry, Davidson	2007-08
148	Fletcher Magee, Wofford	2017-18
135	Stephen McDowell, Chattanooga	2008-09
131	Andrew Goude-lock, Col. of Charleston	2010-11
130	Keith Veney, Marshall	1996-97
130	Stephen Curry, Davidson	2008-09
123	Donald Sims, Appalachian State	2009-10
122	Stephen Curry, Davidson	2006-07
118	Keddrick Mays, Chattanooga	2006-07
114	Matt Frierson, The Citadel	2017-18

Single-season 3-pointers, NCAA history	Player	Year
162	Stephen Curry, Davidson	2007-08
158	Darrin Fitzgerald, Butler	1986-87
155	Akeem Richmond, East Carolina	2013-14
152	Freddie Banks, UNLV	1986-87
148	Fletcher Magee, Wofford	2017-18

# SoCON vs. OTHER CONFERENCES

## American Athletic (1-1)

11/14 SMU 98, Western Carolina 65  
11/24 The Citadel 84, South Florida 81

## Atlantic Coast (0-7)

11/6 #22 Clemson 100, The Citadel 80  
11/6 #8 North Carolina 78, Wofford 67  
11/9 Pittsburgh 94, VMI 55  
11/24 NC State 78, Mercer 74  
11/27 Wake Forest 71, Western Carolina 64  
12/5 #15 Virginia Tech 89, VMI 68  
12/5 NC State 100, Western Carolina 67

## Atlantic Sun (6-1)

11/6 Samford 91, North Alabama 74  
11/12 Samford 74, Kennesaw State 60  
11/18 Jacksonville 74, Chattanooga 66  
(Mobile, Ala.)  
11/23 VMI 87, Stetson 79 (OT)  
11/24 Western Carolina 77, Jacksonville 65  
12/15 UNCG 53, North Alabama 48  
12/21 VMI 89, North Alabama 68

## Big 12 (0-3)

11/16 Texas 97, The Citadel 69  
11/18 Oklahoma 75, Wofford 64  
12/4 #2 Kansas 72, Wofford 47

## Big East (1-1)

11/11 Creighton 75, ETSU 69  
11/17 Furman 76, No. 8 Villanova 68 (OT)

## Big South (12-4)

11/10 Wofford 68, High Point 60  
11/13 Furman 88, Gardner-Webb 86 (OT)  
11/14 VMI 78, USC Upstate 72  
11/17 ETSU 76, Winthrop 74  
11/25 Furman 65, UNC Asheville 51  
11/27 The Citadel 112, High Point 87  
12/1 Longwood 65, VMI 45  
12/8 Western Carolina 71, UNC Asheville 59  
12/8 #25 Furman 74, USC Upstate 60  
12/11 #23 Furman 77, Charleston Southern 69  
12/12 Presbyterian 103, VMI 70  
12/15 High Point 86, Western Carolina 59  
12/15 Wofford 92, UNC Asheville 49  
12/18 The Citadel 82, Campbell 76  
12/18 UNCG 65, Radford 58  
12/29 Longwood 110, The Citadel 94

## Big Ten (0-4)

11/20 #23 Ohio State 68, Samford 50  
11/23 #8 Michigan 83, Chattanooga 55  
12/15 Illinois 73, ETSU 55  
12/18 #23 Iowa 78, Western Carolina 60

## Colonial (7-1)

11/10 Coll. of Charleston 77, Western Carolina 74  
11/13 UNCG 82, UNCW 61  
11/20 The Citadel 91, James Madison 82 (OT)  
11/23 UNCG 84, Delaware 65  
12/4 #25 Furman 98, Elon 77  
12/7 UNCG 75, Elon 74  
12/15 #23 Furman 93, UNCW 50  
12/21 Mercer 77, UNCW 73

## Conference USA (2-3)

11/6 Chattanooga 80, Charlotte 69  
11/6 UAB 75, Mercer 67  
11/21 Southern Miss 68, Western Carolina 63  
(Cancun, Mexico)  
11/24 UNCG 80, Louisiana Tech 73  
(Newark, Del.)  
12/5 Florida Atlantic 68, Mercer 64

## Horizon (1-1)

11/7 Wright State 96, Western Carolina 73  
11/18 Samford 73, Cleveland State 60

## Ivy (0-1)

12/29 Harvard 71, Mercer 67  
(Atlanta, Ga.)

## Mid-American (0-1)

12/21 Bowling Green 73, Western Carolina 52

## Mid-Eastern Athletic (6-0)

11/6 UNCG 74, North Carolina A&T 66  
11/20 Mercer 80, Maryland Eastern Shore 42  
11/21 Wofford 98, Coppin State 65  
11/25 Samford 77, South Carolina State 60  
12/12 UNCG 77, Coppin State 54  
12/22 ETSU 89, Norfolk State 61  
(El Paso, Texas)

## Missouri Valley (1-0)

11/9 Furman 60, Loyola Chicago 58

## Mountain West (1-0)

12/21 ETSU 76, Wyoming 53  
(El Paso, Texas)

## Non-Division I (23-0)

11/6 Furman 102, Bob Jones 48  
11/6 VMI 89, Washington College 56  
11/8 ETSU 109, Hiwassee 44  
11/9 Mercer 105, Piedmont 52  
11/11 VMI 98, Goucher 34  
11/12 The Citadel 148, Mid-Atlantic Christian 75  
11/13 Chattanooga 92, Cumberland 61  
11/13 Wofford 95, Carver 34  
11/14 The Citadel 137, Johnson 60  
11/14 Samford 66, Miles College 57  
11/15 Furman 107, North Greenville 67  
11/16 UNCG 105, Johnson & Wales 57  
11/17 Western Carolina 94, Hiwassee 55  
11/20 VMI 106, Kentucky Christian 80  
11/21 Furman 74, Southern Wesleyan 57  
11/23 Wofford 97, Mars Hill 46  
11/27 Mercer 90, Brewton-Parker 65  
11/27 UNCG 111, Greensboro College 33  
11/27 Chattanooga 95, Hiwassee 62  
12/3 ETSU 107, Reinhardt 60  
12/5 The Citadel 127, Johnson & Wales 93  
12/6 Wofford 112, Kentucky Christian 58  
12/21 Chattanooga 79, Bryan 45

## Ohio Valley (6-5)

11/9 Samford 92, Jacksonville State 72  
11/10 Eastern Kentucky 81, Chattanooga 78  
11/16 Mercer 77, UT Martin 60  
11/17 Southeast Missouri 63, Chattanooga 42  
(Mobile, Ala.)  
11/20 Jacksonville State 84, Western Carolina 53  
(Cancun, Mexico)  
11/29 Belmont 99, Samford 93 (OT)  
12/1 Chattanooga 71, Tennessee Tech 60  
12/8 ETSU 80, UT Martin 62  
12/13 Samford 77, Morehead State 72 (OT)  
12/15 The Citadel 86, Southeast Missouri 74  
12/18 UT Martin 75, Chattanooga 72

## Pac-12 (0-0)

11/16 Wofford at Stanford, canc.

## Patriot (0-1)

11/27 American 74, VMI 64

American Athletic.....	1-1
Atlantic Coast.....	0-7
Atlantic Sun.....	6-1
Big 12.....	0-3
Big East.....	1-1
Big South.....	12-4
Big Ten.....	0-4
Colonial.....	7-1
Conference USA.....	2-3
Horizon.....	1-1
Independent.....	0-0
Ivy.....	0-1
Mid-American.....	0-1
Mid-Eastern Athletic.....	6-0
Missouri Valley.....	1-0
Mountain West.....	1-0
Non-Division I.....	23-0
Ohio Valley.....	6-5
Pac-12.....	0-0
Patriot.....	0-1
Southeastern.....	1-8
Southland.....	2-0
Southwestern Athletic.....	2-0
Summit.....	2-0
Sun Belt.....	2-5
Western Athletic.....	1-0

<b>Total.....</b>	<b>77-47</b>
Home.....	52-7
Away.....	22-35
Neutral.....	3-5
vs. Top 25.....	1-12

## Southeastern (1-8)

11/9 #23 LSU 97, UNCG 91  
11/18 #10 Kentucky 92, VMI 82  
11/26 Wofford 81, South Carolina 61  
12/1 #9 Kentucky 78, UNCG 61  
12/16 Ole Miss 90, Chattanooga 70  
12/18 Florida 71, Mercer 63  
12/19 #3 Tennessee 83, Samford 70  
12/19 #17 Mississippi State 98, Wofford 87  
12/21 LSU 75, #24 Furman 57

## Southland (2-0)

11/20 ETSU 77, Sam Houston State 63  
12/17 Samford 85, Houston Baptist 61

## Southwestern Athletic (2-0)

11/19 UNCG 74, Prairie View A&M 66  
12/9 Samford 77, Alabama A&M 59

## Summit (2-0)

11/23 Samford 74, Purdue Fort Wayne 66  
11/24 ETSU 79, North Dakota State 61

## Sun Belt (2-5)


11/6 Georgia State 74, ETSU 68  
11/13 Georgia State 62, Mercer 60  
11/16 South Alabama 73, Chattanooga 54  
11/27 ETSU 69, Georgia Southern 64  
12/8 Georgia Southern 89, Mercer 74  
12/9 Wofford 82, Coastal Carolina 71  
12/12 Georgia State 95, Chattanooga 88

## Western Athletic (1-0)

11/19 ETSU 86, Chicago State 61

Home teams underlined All times Eastern


# 2018-19 SoCon BASKETBALL SCHEDULES (ALL TIMES EASTERN)



## The Citadel (9-4, 1-1 SoCon)

N6	at No. 22 Clemson (ACC Network Extra)	L, 80-100
N12	MID-ATLANTIC CHRISTIAN# (ESPN+)	W, 148-75
N14	JOHNSON UNIVERSITY# (ESPN3)	W, 137-60
N16	at Texas# (Longhorn Network)	L, 69-97
N20	at James Madison (Madison)	W, 91-82 (OT)
N24	at South Florida (ESPN3)	W, 84-81
N27	HIGH POINT (ESPN+)	W, 112-87
D1	*MERCER (ESPN+)	W, 79-69
D5	JOHNSON & WALES (ESPN3)	W, 127-93
D15	SOUTHEAST MISSOURI (ESPN+)	W, 86-74
D18	at Campbell (ESPN+)	W, 82-76
D29	LONGWOOD (ESPN3)	L, 94-110
J3	*at Wofford (ESPN+)	L, 81-112
J5	*at Furman (ESPN3)	4 p.m.
J10	*ETSU (ESPN+)	7 p.m.
J12	*WESTERN CAROLINA (Nexstar/ESPN+)	1 p.m.
J17	*at Samford (ESPN+)	8 p.m.
J19	*at Chattanooga (ESPN3)	4:30 p.m.
J24	*at UNCG (ESPN+)	7 p.m.
J26	*VMI (ESPN+)	1 p.m.
J31	*FURMAN (ESPN+)	7 p.m.
F2	*WOFFORD (Nexstar/ESPN3)	1 p.m.
F9	*at Mercer (ESPN3)	4 p.m.
F14	*at ETSU (ESPN3)	7 p.m.
F16	*at Western Carolina (ESPN+)	2 p.m.
F21	*CHATTANOOGA (ESPN3)	7 p.m.
F23	*SAMFORD (Nexstar/ESPN3)	1 p.m.
F28	*UNCG (ESPN+)	11:30 a.m.
M2	*at VMI (Nexstar/ESPN+)	1 p.m.
M8-11	at SoCon Championship (Asheville, N.C.)	


\* - Southern Conference game  
# - Continental Tire Las Vegas Invitational (campus sites)



## ETSU (12-4, 2-1 SoCon)

N6	at Georgia State# (ESPN+)	L, 68-74
N8	HIWASSEE (ESPN+)	W, 109-44
N11	at Creighton# (FS1)	L, 69-75
N17	at Winthrop (ESPN+)	W, 76-74
N19	CHICAGO STATE# (ESPN+)	W, 86-61
N20	SAM HOUSTON STATE# (ESPN3)	W, 77-63
N24	NORTH DAKOTA STATE (ESPN+)	W, 79-61
N27	at Georgia Southern (ESPN+)	W, 69-64
D1	*at Wofford (ESPN+)	L, 62-79
D3	REINHARDT (ESPN3)	W, 107-60
D8	UT MARTIN (ESPN+)	W, 80-62
D15	at Illinois (Big Ten Network Plus)	L, 55-73
D21	vs. Wyoming%	W, 76-53
D22	vs. Norfolk State%	W, 89-61
D29	*FURMAN (ESPN+)	W, 79-56
J3	*SAMFORD (ESPN3)	W, 81-72 (OT)
J5	*CHATTANOOGA (ESPN+)	4 p.m.
J10	*at The Citadel (ESPN+)	7 p.m.
J12	*at Mercer (ESPN3)	4:30 p.m.
J17	*VMI (ESPN+)	7 p.m.
J19	*UNCG (ESPN3)	4 p.m.
J26	*at Western Carolina (ESPN3)	7 p.m.
J31	*at Samford (ESPN3)	7:30 p.m.
F2	*at Chattanooga (ESPN3)	4:30 p.m.
F7	*WOFFORD (ESPN+)	7 p.m.
F9	*at Furman (Nexstar/ESPN+)	4 p.m.
F14	*THE CITADEL (ESPN3)	7 p.m.
F16	*MERCER (ESPN3)	4 p.m.
F21	*at VMI (ESPN+)	7 p.m.
F24	*at UNCG (ESPN+)	3 p.m.
M2	*WESTERN CAROLINA (ESPN+)	4 p.m.
M8-11	at SoCon Championship (Asheville, N.C.)	


\* - Southern Conference game  
# - Cayman Islands Classic (campus sites)  
% - WestStar Bank Don Haskins Sun Bowl Inv. (El Paso, Texas)



## Furman (13-2, 2-1 SoCon)

N6	BOB JONES (ESPN+)	W, 102-48
N9	at Loyola Chicago (NBCSC/ESPN3)	W, 60-58
N13	GARDNER-WEBB (ESPN+)	W, 88-86 (OT)
N15	NORTH GREENVILLE# (ESPN3)	W, 107-67
N17	at No. 8 Villanova# (FS2)	W, 76-68 (OT)
N21	SOUTHERN WESLEYAN# (ESPN3)	W, 74-57
N25	at UNC Asheville (ESPN+)	W, 65-51
D1	*WESTERN CAROLINA (ESPN+)	W, 90-88 (2OT)
D4	at Elon (Phoenix All-Access)	W, 98-77
D8	at USC Upstate (ESPN+)	W, 74-60
D11	CHARLESTON SOUTHERN (ESPN3)	W, 77-69
D15	UNCW (ESPN+)	W, 93-50
D21	at LSU (SEC Network+)	L, 57-75
D29	*at ETSU (ESPN+)	L, 56-79
J3	*MERCER (ESPN+)	W, 71-58
J5	*THE CITADEL (ESPN3)	4 p.m.
J10	*at VMI (ESPN3)	7 p.m.
J12	*at UNCG (ESPN3)	5 p.m.
J19	*at Wofford (Nexstar/ESPN3)	7 p.m.
J24	*CHATTANOOGA (ESPN+)	7 p.m.
J26	*SAMFORD (ESPN3)	4:30 p.m.
J31	*at The Citadel (ESPN+)	7 p.m.
F2	*at Mercer (ESPN+)	4 p.m.
F7	*at Western Carolina (ESPN3)	7:30 p.m.
F9	*ETSU (Nexstar/ESPN+)	4 p.m.
F14	*UNCG (ESPN+)	7:30 p.m.
F16	*VMI (ESPN3)	4:30 p.m.
F23	*WOFFORD (ESPN3)	4 p.m.
F28	*at Samford (ESPN+)	7:30 p.m.
M2	*at Chattanooga (ESPN+)	2 p.m.
M8-11	at SoCon Championship (Asheville, N.C.)	


\* - Southern Conference game  
# - Advocare Invitational (campus sites)



## Mercer (5-9, 0-2 SoCon)

N6	at UAB	L, 67-75
N9	PIEDMONT (ESPN3)	W, 105-52
N13	at Georgia State (ESPN+)	L, 60-62
N16	UT MARTIN# (ESPN3)	W, 77-60
N20	MARYLAND EASTERN SHORE# (ESPN+)	W, 80-42
N24	at NC State# (ACC Network Extra)	L, 74-78
N27	BREWTON-PARKER (ESPN3)	W, 90-65
D1	*at The Citadel (ESPN+)	L, 69-79
D5	at Florida Atlantic (CUSA.TV)	L, 64-68
D8	GEORGIA SOUTHERN (ESPN3)	L, 74-89
D18	at Florida (SEC Network)	L, 63-71
D21	UNCW (ESPN+)	W, 77-73
D29	vs. Harvard^	L, 67-71
J3	*at Furman (ESPN+)	L, 58-71
J5	*at Wofford (Nexstar/ESPN3)	7 p.m.
J10	*WESTERN CAROLINA (ESPN+)	7 p.m.
J12	*ETSU (ESPN3)	4:30 p.m.
J17	*at Chattanooga (ESPN3)	8 p.m.
J19	*at Samford (ESPN3)	3 p.m.
J24	*VMI (ESPN+)	7:30 p.m.
J26	*at UNCG (ESPN+)	5 p.m.
J31	*WOFFORD (ESPN+)	7 p.m.
F2	*FURMAN (ESPN+)	4 p.m.
F9	*THE CITADEL (ESPN3)	4 p.m.
F14	*at Western Carolina (ESPN+)	7 p.m.
F16	*at ETSU (ESPN3)	4 p.m.
F21	*SAMFORD (ESPN+)	7 p.m.
F23	*CHATTANOOGA (ESPN3)	4 p.m.
F28	*at VMI (ESPN3)	7 p.m.
M2	*UNCG (ESPN+)	4:30 p.m.
M8-11	at SoCon Championship (Asheville, N.C.)	


\* - Southern Conference game  
# - Wolfpack Classic (campus sites)  
^ - Atlanta, Ga.



## UNCG (13-2, 2-0 SoCon)

N6	at North Carolina A&T	W, 74-66
N9	at No. 23 LSU (SEC Network+)	L, 91-97
N13	at UNCW	W, 82-61
N16	JOHNSON & WALES# (SDN/Roku)	W, 105-57
N19	PRAIRIE VIEW A&M (ESPN+)	W, 74-66
N23	at Delaware# (YouTube)	W, 84-65
N24	vs. Louisiana Tech^	W, 80-73
N27	GREENSBORO COLLEGE# (SDN/Roku)	W, 111-33
D1	at No. 10 Kentucky (ESPN2)	L, 61-78
D7	at Elon (Phoenix All-Access)	W, 75-74
D12	COPPIN STATE (ESPN3)	W, 77-54
D15	NORTH ALABAMA&& (ESPN+)	W, 53-48
D18	RADFORD (ESPN+)	W, 65-58
D22	*at Samford (ESPN+)	W, 83-75
D29	*CHATTANOOGA (ESPN+)	W, 85-72
J5	*at VMI (ESPN+)	1 p.m.
J10	*WOFFORD (ESPN3)	7 p.m.
J12	*FURMAN (ESPN3)	5 p.m.
J17	*at Western Carolina (ESPN+)	7:30 p.m.
J19	*at ETSU (ESPN3)	4 p.m.
J24	*THE CITADEL (ESPN+)	7 p.m.
J26	*MERCER (ESPN+)	5 p.m.
J31	*VMI (ESPN3)	7 p.m.
F7	*SAMFORD (ESPN+)	7 p.m.
F9	*at Chattanooga (ESPN+)	7 p.m.
F14	*at Furman (ESPN+)	7:30 p.m.
F16	*at Wofford (Nexstar/ESPN+)	7 p.m.
F21	*WESTERN CAROLINA (ESPN+)	7 p.m.
F24	*ETSU (ESPN+)	3 p.m.
F28	*at The Citadel (ESPN+)	11:30 a.m.
M2	*at Mercer (ESPN+)	4:30 p.m.
M8-11	at SoCon Championship (Asheville, N.C.)	

\* - Southern Conference game  
# - Delaware Invitational (campus sites)  
^ - Delaware Invitational (Newark, Del.)  
& - Fleming Gymnasium




## Samford (11-5, 1-2 SoCon)

N6	NORTH ALABAMA (ESPN3)	W, 91-74
N9	JACKSONVILLE STATE (ESPN3)	W, 92-72
N12	KENNESAW STATE (ESPN+)	W, 74-60
N14	MILES COLLEGE (ESPN3)	W, 66-57
N18	at Cleveland State# (ESPN+)	W, 73-60
N20	at No. 23 Ohio State# (BigTen2Go)	L, 50-68
N23	at Purdue Fort Wayne# (Mastodon All-Access)	W, 74-66
N25	SOUTH CAROLINA STATE# (ESPN+)	W, 77-60
N29	BELMONT (ESPN+)	L, 93-99 (OT)
D9	at Alabama A&M	W, 77-59
D13	MOREHEAD STATE (ESPN+)	W, 77-72 (OT)
D17	HOUSTON BAPTIST (ESPN+)	W, 85-61
D19	at No. 3 Tennessee (SEC Network+)	L, 70-83
D22	*UNCG (ESPN+)	L, 75-83
D29	*VMI (ESPN3)	W, 96-68
J3	*at ETSU (ESPN3)	L, 72-81 (OT)
J5	*at Western Carolina (ESPN+)	2 p.m.
J12	*at Chattanooga (ESPN3)	4:30 p.m.
J17	*THE CITADEL (ESPN+)	8 p.m.
J19	*MERCER (ESPN3)	3 p.m.
J24	*at Wofford (ESPN+)	7 p.m.
J26	*at Furman (ESPN3)	4:30 p.m.
J31	*ETSU (ESPN3)	7:30 p.m.
F2	*WESTERN CAROLINA (ESPN3)	3 p.m.
F7	*at UNCG (ESPN+)	7 p.m.
F9	*at VMI (ESPN+)	1 p.m.
F16	*CHATTANOOGA (ESPN+)	5 p.m.
F21	*at Mercer (ESPN+)	7 p.m.
F23	*at The Citadel (Nexstar/ESPN3)	1 p.m.
F28	*FURMAN (ESPN+)	7:30 p.m.
M2	*WOFFORD (ESPN3)	2 p.m.
M8-11	at SoCon Championship (Asheville, N.C.)	

\* - Southern Conference game  
# - Buckeye Basketball Classic (campus sites)


# 2018-19 SoCon BASKETBALL SCHEDULES (ALL TIMES EASTERN)



## Chattanooga (7-9, 2-1 SoCon)

N6	at Charlotte (CUSA-TV)	W, 80-69
N10	EASTERN KENTUCKY	L, 78-81
N13	CUMBERLAND# (ESPN+)	W, 92-61
N16	at South Alabama# (ESPN+)	L, 54-73
N17	vs. Southeast Missouri^	L, 42-63
N18	vs. Jacksonville^	L, 66-74
N23	at No. 8 Michigan (Big Ten Network)	L, 55-83
N27	HIWASSEE (ESPN3)	W, 95-62
D1	TENNESSEE TECH (ESPN+)	W, 71-60
D9	*VMI (ESPN+)	W, 83-65
D12	at Georgia State (ESPN+)	L, 88-95
D16	at Ole Miss (SEC Network)	L, 70-90
D18	at UT Martin (ESPN+)	L, 72-75
D21	BRYAN (ESPN+)	W, 79-45
D29	*at UNCG (ESPN+)	L, 72-85
J3	*at Western Carolina (ESPN3)	W, 73-62
J5	*at ETSU (ESPN+)	4 p.m.
J12	*SAMFORD (ESPN3)	4:30 p.m.
J17	*MERCER (ESPN3)	8 p.m.
J19	*THE CITADEL (ESPN3)	4:30 p.m.
J24	*at Furman (ESPN+)	7 p.m.
J26	*at Wofford (Nexstar/ESPN+)	7 p.m.
J31	*WESTERN CAROLINA (ESPN+)	8 p.m.
F2	*ETSU (ESPN3)	4:30 p.m.
F7	*at VMI (ESPN3)	7 p.m.
F9	*UNCG (ESPN+)	7 p.m.
F16	*at Samford (ESPN+)	5 p.m.
F21	*at The Citadel (ESPN3)	7 p.m.
F23	*at Mercer (ESPN3)	4 p.m.
F28	*WOFFORD (ESPN+)	7 p.m.
M2	*FURMAN (ESPN+)	2 p.m.
M8-11	at SoCon Championship (Asheville, N.C.)	


\* - Southern Conference game  
# - Goldie and Herman Ungar Classic (campus sites)  
^ - Goldie and Herman Ungar Classic (Mobile, Ala.)



## VMI (6-8, 0-2 SoCon)

N6	WASHINGTON COLLEGE (SDN/Roku)	W, 89-56
N9	at Pittsburgh (ACC Network Extra)	L, 55-94
N11	GOUCHER# (SDN/Roku)	W, 98-34
N14	USC UPSTATE (ESPN+)	W, 78-72
N18	at No. 10 Kentucky# (SEC Network)	L, 82-92
N20	KENTUCKY CHRISTIAN# (ESPN3)	W, 106-80
N23	at Stetson (ESPN+)	W, 87-79 (OT)
N27	AMERICAN (ESPN3)	L, 64-74
D1	at Longwood (ESPN+)	L, 45-65
D5	at No. 15 Virginia Tech (ACC Network Extra)	L, 68-89
D9	*at Chattanooga (ESPN+)	L, 65-83
D12	at Presbyterian (ESPN+)	L, 70-103
D21	NORTH ALABAMA (ESPN+)	W, 89-68
D29	*at Samford (ESPN3)	L, 68-96
J5	*UNCG (ESPN+)	1 p.m.
J10	*FURMAN (ESPN3)	7 p.m.
J12	*WOFFORD (ESPN+)	1 p.m.
J17	*at ETSU (ESPN+)	7 p.m.
J19	*WESTERN CAROLINA (Nexstar/ESPN+)	1 p.m.
J24	*at Mercer (ESPN+)	7:30 p.m.
J26	*at The Citadel (ESPN+)	1 p.m.
J31	*at UNCG (ESPN3)	7 p.m.
F7	*CHATTANOOGA (ESPN3)	7 p.m.
F9	*SAMFORD (ESPN+)	1 p.m.
F14	*at Wofford (ESPN+)	7 p.m.
F16	*at Furman (ESPN3)	4:30 p.m.
F21	*ETSU (ESPN+)	7 p.m.
F23	*at Western Carolina (ESPN3)	7:30 p.m.
F28	*MERCER (ESPN3)	7 p.m.
M2	*THE CITADEL (Nexstar/ESPN+)	1 p.m.
M8-11	at SoCon Championship (Asheville, N.C.)	

\* - Southern Conference game  
# - Ohio Valley Hardwood Showcase (campus sites)



## Western Carolina (3-13, 0-3 SoCon)

N7	at Wright State# (ESPN+)	L, 73-96
N10	COLLEGE OF CHARLESTON (ESPN3)	L, 74-77
N14	at SMU# (PonyUp TV)	L, 65-98
N17	HIWASSEE	W, 94-55
N20	vs. Jacksonville State^ (CBS Digital)	L, 53-84
N21	vs. Southern Miss^ (CBS Digital)	L, 63-68
N24	JACKSONVILLE	W, 77-65
N27	at Wake Forest (ACC Network Extra)	L, 64-71
D1	*at Furman (ESPN+)	L, 88-90 (2OT)
D5	at NC State (ACC Network Extra)	L, 67-100
D8	at UNC Asheville (ESPN+)	W, 71-59
D15	at High Point (ESPN+)	L, 59-86
D18	at No. 23 Iowa (Big Ten Network)	L, 60-78
D21	at Bowling Green (WBGUTV)	L, 52-73
D29	*WOFFORD (ESPN+)	L, 54-74
J3	*CHATTANOOGA (ESPN3)	L, 62-73
J5	*SAMFORD (ESPN+)	2 p.m.
J10	*at Mercer (ESPN+)	7 p.m.
J12	*at The Citadel (Nexstar/ESPN+)	1 p.m.
J17	*UNCG (ESPN+)	7:30 p.m.
J19	*at VMI (Nexstar/ESPN+)	1 p.m.
J26	*ETSU (ESPN3)	7 p.m.
J31	*at Chattanooga (ESPN+)	8 p.m.
F2	*at Samford (ESPN3)	3 p.m.
F7	*FURMAN (ESPN3)	7:30 p.m.
F9	*at Wofford (ESPN+)	7 p.m.
F14	*MERCER (ESPN+)	7 p.m.
F16	*THE CITADEL (ESPN+)	2 p.m.
F21	*at UNCG (ESPN+)	7 p.m.
F23	*VMI (ESPN3)	7:30 p.m.
M2	at ETSU (ESPN+)	4 p.m.
M8-11	at SoCon Championship (Asheville, N.C.)	

\* - Southern Conference game  
# - Cancun Challenge (campus sites)  
^ - Cancun Challenge (Cancun, Mexico)



## Wofford (11-4, 3-0 SoCon)

N6	No. 8 NORTH CAROLINA (ESPN2)	L, 67-78
N10	at High Point (ESPN+)	W, 68-60
N13	CARVER (SDN/Roku)	W, 95-34
N16	at Stanford# (Pac-12 Networks)	canc.
N18	at Oklahoma# (Fox Sports Oklahoma)	L, 64-75
N21	COPPIN STATE# (ESPN3)	W, 98-65
N23	MARS HILL# (SDN/Roku)	W, 97-46
N26	at South Carolina (SEC Network+)	W, 81-61
D1	*ETSU (ESPN+)	W, 79-62
D4	at No. 2 Kansas (ESPN+)	L, 47-72
D6	KENTUCKY CHRISTIAN (SDN/Roku)	W, 112-58
D9	COASTAL CAROLINA (ESPN+)	W, 82-71
D15	UNC ASHEVILLE (ESPN+)	W, 92-49
D19	at No. 17 Mississippi State (SEC Network+)	L, 87-98
D29	*at Western Carolina (ESPN+)	W, 74-54
J3	*THE CITADEL (ESPN+)	W, 112-81
J5	*MERCER (Nexstar/ESPN3)	7 p.m.
J10	*at UNCG (ESPN3)	7 p.m.
J12	*at VMI (ESPN+)	1 p.m.
J19	*FURMAN (Nexstar/ESPN3)	7 p.m.
J24	*SAMFORD (ESPN+)	7 p.m.
J26	*CHATTANOOGA (Nexstar/ESPN+)	7 p.m.
J31	*at Mercer (ESPN+)	7 p.m.
F2	*at The Citadel (Nexstar/ESPN3)	1 p.m.
F7	*at ETSU (ESPN+)	7 p.m.
F9	*WESTERN CAROLINA (ESPN+)	7 p.m.
F14	*VMI (ESPN+)	7 p.m.
F16	*UNCG (Nexstar/ESPN+)	7 p.m.
F23	*at Furman (ESPN3)	4 p.m.
F28	*at Chattanooga (ESPN+)	7 p.m.
M2	*at Samford (ESPN3)	2 p.m.
M8-11	at SoCon Championship (Asheville, N.C.)	

\* - Southern Conference game  
# - Bad Boy Mowers Battle 4 Atlantis (campus sites)

## Southern Conference men's basketball media relations information

<b>The Citadel (CitadelSports.com)</b> Milledge Austin (maustin7@citadel.edu) Office: 843-953-6567	<b>Chattanooga (GoMocs.com)</b> Jim Horten (james-horten@utc.edu) Office: 423-425-2350
<b>ETSU (ETSUBucs.com)</b> Kevin Brown (brownk@etsu.edu) Office: 423-439-5263	<b>VMI (VMIKeydets.com)</b> Wade Branner (brannerwh@vmi.edu) Office: 540-464-7515
<b>Furman (FurmanPaladins.com)</b> Jordan Caskey (jordan.caskey@furman.edu) Office: 864-294-3065	<b>Western Carolina (CatamountSports.com)</b> Steven Grandy (sgrandy@email.wcu.edu) Office: 828-227-2655
<b>Mercer (MercerBears.com)</b> Will Tharp (tharp_wb@mercer.edu) Office: 478-301-5218	<b>Wofford (WoffordTerriers.com)</b> Phil Marcello (marcellopr@wofford.edu) Office: 864-597-4092
<b>UNCG (UNCGSpartans.com)</b> Stephen Czarda (s_czarda@uncg.edu) Office: 336-334-5615	<b>Southern Conference (SoConSports.com)</b> Phil Perry (pperry@socon.org) Office: 864-591-5100 // Cell: 864-525-5174
<b>Samford (SamfordSports.com)</b> Joey Mullins (jimmulli1@samford.edu) Office: 205-726-2799	



2018-19 Southern Conference  
CONFERENCE BASKETBALL STATISTICS  
Through games of Jan 04, 2019 (All games)

SCORING OFFENSE	G	W-L	Pts	Avg/G
1. The Citadel	13	9-4	1270	97.7
2. Wofford	15	11-4	1255	83.7
3. UNC Greensboro	15	13-2	1200	80.0
4. Furman	15	13-2	1188	79.2
5. ETSU	16	12-4	1262	78.9
6. Samford	16	11-5	1242	77.6
7. VMI	14	6-8	1064	76.0
8. Mercer	14	5-9	1025	73.2
9. Chattanooga	16	7-9	1170	73.1
10. Western Carolina	16	3-13	1076	67.2

SCORING DEFENSE	G	Pts	Avg/G
1. Wofford	15	965	64.3
2. ETSU	16	1032	64.5
3. UNC Greensboro	15	977	65.1
4. Furman	15	991	66.1
5. Mercer	14	956	68.3
6. Samford	16	1123	70.2
7. Chattanooga	16	1143	71.4
8. VMI	14	1085	77.5
9. Western Carolina	16	1247	77.9
10. The Citadel	13	1116	85.8

SCORING MARGIN	G	Offense	Defense	Margin
1. Wofford	15	83.7	64.3	+19.3
2. UNC Greensboro	15	80.0	65.1	+14.9
3. ETSU	16	78.9	64.5	+14.4
4. Furman	15	79.2	66.1	+13.1
5. The Citadel	13	97.7	85.8	+11.8
6. Samford	16	77.6	70.2	+7.4
7. Mercer	14	73.2	68.3	+4.9
8. Chattanooga	16	73.1	71.4	+1.7
9. VMI	14	76.0	77.5	-1.5
10. Western Carolina	16	67.2	77.9	-10.7

FREE THROW PCT	G	FTM	FTA	Pct.
1. VMI	14	181	243	.745
2. The Citadel	13	211	284	.743
3. Samford	16	238	328	.726
4. Wofford	15	167	232	.720
5. UNC Greensboro	15	200	278	.719
6. Mercer	14	209	300	.697
7. Chattanooga	16	174	253	.688
8. Furman	15	158	236	.669
9. ETSU	16	195	293	.666
10. Western Carolina	16	191	318	.601

FIELD GOAL PERCENTAGE	G	FGM	FGA	Pct.
1. The Citadel	13	440	903	.487
2. UNC Greensboro	15	440	904	.487
3. Wofford	15	464	955	.486
4. Samford	16	442	919	.481
5. ETSU	16	468	983	.476
6. Furman	15	438	930	.471
7. Chattanooga	16	426	955	.446
8. Mercer	14	358	805	.445
9. Western Carolina	16	375	851	.441
10. VMI	14	371	893	.415

FIELD GOAL PCT DEFENSE	G	FGM	FGA	Pct.
1. Samford	16	391	997	.392
2. ETSU	16	364	905	.402
3. Wofford	15	336	809	.415
4. Mercer	14	332	793	.419
5. UNC Greensboro	15	346	815	.425
6. Furman	15	379	889	.426
7. Chattanooga	16	403	921	.438
8. The Citadel	13	403	919	.439
9. VMI	14	382	857	.446
10. Western Carolina	16	439	919	.478

3-POINT FG PCT	G	3FGM	3FGA	Pct.
1. Wofford	15	160	405	.395
2. Samford	16	120	307	.391
3. Chattanooga	16	144	385	.374
4. The Citadel	13	179	483	.371
5. UNC Greensboro	15	120	338	.355
6. Furman	15	154	435	.354
7. ETSU	16	131	371	.353
8. Western Carolina	16	135	392	.344
9. VMI	14	141	410	.344
10. Mercer	14	100	314	.318

3-POINT FG PCT DEFENSE	G	3FGM	3FGA	Pct.
1. Samford	16	120	385	.312
2. ETSU	16	119	369	.322
3. Wofford	15	107	329	.325
4. Western Carolina	16	104	317	.328
5. UNC Greensboro	15	98	298	.329
6. Mercer	14	127	386	.329
7. Chattanooga	16	106	320	.331
8. Furman	15	110	332	.331
9. The Citadel	13	137	405	.338
10. VMI	14	113	318	.355

REBOUNDING OFFENSE	G	Rebounds	Avg/G
1. ETSU	16	686	42.9
2. The Citadel	13	522	40.2
3. Samford	16	610	38.1
4. Furman	15	565	37.7
5. Wofford	15	553	36.9
6. VMI	14	506	36.1
7. Mercer	14	505	36.1
8. Western Carolina	16	569	35.6
9. Chattanooga	16	563	35.2
10. UNC Greensboro	15	514	34.3

REBOUNDING DEFENSE	G	Rebounds	Avg/G
1. Wofford	15	427	28.5
2. ETSU	16	461	28.8
3. Western Carolina	16	522	32.6
4. UNC Greensboro	15	501	33.4
5. Furman	15	521	34.7
6. Mercer	14	492	35.1
7. Chattanooga	16	579	36.2
8. Samford	16	582	36.4
9. VMI	14	564	40.3
10. The Citadel	13	524	40.3

2018-19 Southern Conference  
CONFERENCE BASKETBALL STATISTICS  
Through games of Jan 04, 2019 (All games)

REBOUNDING MARGIN	G	Team	Avg.	Opp.	Avg.	Margin
1. ETSU	16	686	42.9	461	28.8	+14.1
2. Wofford	15	553	36.9	427	28.5	+8.4
3. Western Carolina	16	569	35.6	522	32.6	+2.9
4. Furman	15	565	37.7	521	34.7	+2.9
5. Samford	16	610	38.1	582	36.4	+1.8
6. Mercer	14	505	36.1	492	35.1	+0.9
7. UNC Greensboro	15	514	34.3	501	33.4	+0.9
8. The Citadel	13	522	40.2	524	40.3	-0.2
9. Chattanooga	16	563	35.2	579	36.2	-1.0
10. VMI	14	506	36.1	564	40.3	-4.1

BLOCKED SHOTS	G	No.	Avg/G
1. Furman	15	63	4.2
2. The Citadel	13	51	3.9
3. Samford	16	60	3.8
4. ETSU	16	57	3.6
5. UNC Greensboro	15	46	3.1
6. Wofford	15	41	2.7
7. Chattanooga	16	42	2.6
8. Mercer	14	35	2.5
9. VMI	14	25	1.8
10. Western Carolina	16	20	1.3

ASSISTS	G	No.	Avg/G
1. The Citadel	13	241	18.5
2. Furman	15	251	16.7
3. Wofford	15	234	15.6
4. ETSU	16	247	15.4
5. Samford	16	223	13.9
6. VMI	14	195	13.9
7. UNC Greensboro	15	205	13.7
8. Chattanooga	16	212	13.3
9. Mercer	14	178	12.7
10. Western Carolina	16	193	12.1

STEALS	G	No.	Avg/G
1. Furman	15	135	9.0
2. UNC Greensboro	15	128	8.5
3. The Citadel	13	102	7.8
4. Wofford	15	111	7.4
5. ETSU	16	118	7.4
6. Mercer	14	102	7.3
7. Samford	16	115	7.2
8. VMI	14	94	6.7
9. Western Carolina	16	78	4.9
10. Chattanooga	16	74	4.6

TURNOVER MARGIN	G	Team	Avg.	Opp.	Avg.	Margin
1. UNC Greensboro	15	171	11.4	260	17.3	+5.9
2. Wofford	15	163	10.9	214	14.3	+3.4
3. Furman	15	182	12.1	227	15.1	+3.0
4. Mercer	14	194	13.9	218	15.6	+1.7
5. The Citadel	13	168	12.9	189	14.5	+1.6
6. VMI	14	169	12.1	189	13.5	+1.4
7. Chattanooga	16	210	13.1	209	13.1	-0.1
8. ETSU	16	247	15.4	245	15.3	-0.1
9. Samford	16	239	14.9	220	13.8	-1.2
10. Western Carolina	16	299	18.7	175	10.9	-7.8

ASSIST/TURNOVER RATIO	G	Ast.	Avg.	T/O	Avg.	Ratio
1. Wofford	15	234	15.6	163	10.9	1.4
2. The Citadel	13	241	18.5	168	12.9	1.4
3. Furman	15	251	16.7	182	12.1	1.4
4. UNC Greensboro	15	205	13.7	171	11.4	1.2
5. VMI	14	195	13.9	169	12.1	1.2
6. Chattanooga	16	212	13.3	210	13.1	1.0
7. ETSU	16	247	15.4	247	15.4	1.0
8. Samford	16	223	13.9	239	14.9	0.9
9. Mercer	14	178	12.7	194	13.9	0.9
10. Western Carolina	16	193	12.1	299	18.7	0.6

OFFENSIVE REBOUNDS	G	No.	Avg/G
1. ETSU	16	224	14.0
2. Wofford	15	170	11.3
3. The Citadel	13	147	11.3
4. Furman	15	167	11.1
5. Mercer	14	150	10.7
6. UNC Greensboro	15	152	10.1
7. Western Carolina	16	161	10.1
8. Samford	16	156	9.8
9. VMI	14	132	9.4
10. Chattanooga	16	138	8.6

DEFENSIVE REBOUNDS	G	No.	Avg/G
1. ETSU	16	462	28.9
2. The Citadel	13	375	28.8
3. Samford	16	454	28.4
4. VMI	14	374	26.7
5. Chattanooga	16	425	26.6
6. Furman	15	398	26.5
7. Wofford	15	383	25.5
8. Western Carolina	16	408	25.5
9. Mercer	14	355	25.4
10. UNC Greensboro	15	362	24.1

DEFENSIVE REB PCT.	G	D-Reb	Opp. OR	D-Reb%
1. Wofford	15	383	100	.793
2. ETSU	16	462	125	.787
3. Western Carolina	16	408	137	.749
4. Chattanooga	16	425	144	.747
5. Furman	15	398	153	.722
6. VMI	14	374	145	.721
7. UNC Greensboro	15	362	153	.703
8. Mercer	14	355	155	.696
9. The Citadel	13	375	172	.686
10. Samford	16	454	211	.683

OFFENSIVE REB PCT.	G	O-Reb	Opp. DR	O-Reb%
1. ETSU	16	224	336	.400
2. Wofford	15	170	327	.342
3. Furman	15	167	368	.312
4. Mercer	14	150	337	.308
5. UNC Greensboro	15	152	348	.304
6. Samford	16	156	371	.296
7. Western Carolina	16	161	385	.295
8. The Citadel	13	147	352	.295
9. Chattanooga	16	138	435	.241
10. VMI	14	132	419	.240

2018-19 Southern Conference  
CONFERENCE BASKETBALL STATISTICS  
Through games of Jan 04, 2019 (All games)

3-POINT FG MADE	G	No.	Avg/G
1. The Citadel	13	179	13.8
2. Wofford	15	160	10.7
3. Furman	15	154	10.3
4. VMI	14	141	10.1
5. Chattanooga	16	144	9.0
6. Western Carolina	16	135	8.4
7. ETSU	16	131	8.2
8. UNC Greensboro	15	120	8.0
9. Samford	16	120	7.5
10. Mercer	14	100	7.1

2018-19 Southern Conference  
CONFERENCE BASKETBALL STATISTICS  
Through games of Jan 04, 2019 (All games)

Team	Conference	Pct.	PF	PA	Overall	Pct.	PF	PA	Current unbeaten streak
Wofford	3-0	1.000	88.3	65.7	11-4	.733	83.7	64.3	UNC Greensboro -- 6
UNC Greensboro	2-0	1.000	84.0	73.5	13-2	.867	80.0	65.1	ETSU -- 4
Furman	2-1	.667	72.3	75.0	13-2	.867	79.2	66.1	Wofford -- 2
ETSU	2-1	.667	74.0	69.0	12-4	.750	78.9	64.5	Chattanooga -- 1
Chattanooga	2-1	.667	76.0	70.7	7-9	.438	73.1	71.4	Furman -- 1
The Citadel	1-1	.500	80.0	90.5	9-4	.692	97.7	85.8	
Samford	1-2	.333	81.0	77.3	11-5	.688	77.6	70.2	
VMI	0-2	.000	66.5	89.5	6-8	.429	76.0	77.5	
Mercer	0-2	.000	63.5	75.0	5-9	.357	73.2	68.3	
Western Carolina	0-3	.000	68.0	79.0	3-13	.188	67.2	77.9	

TEAM SUMMARIES	G	PF-PA	Avg score	Margin	FG-FGA	Pct.	3FG-FGA	Pct.	FT-FTA	Pct.	RebF	RebA	Margin
Chattanooga	16	1170-1143	73.1-71.4	+1.7	426-955	.446	144-385	.374	174-253	.688	563	579	-1.0
ETSU	16	1262-1032	78.9-64.5	+14.4	468-983	.476	131-371	.353	195-293	.666	686	461	+14.1
Furman	15	1188-991	79.2-66.1	+13.1	438-930	.471	154-435	.354	158-236	.669	565	521	+2.9
Mercer	14	1025-956	73.2-68.3	+4.9	358-805	.445	100-314	.318	209-300	.697	505	492	+0.9
Samford	16	1242-1123	77.6-70.2	+7.4	442-919	.481	120-307	.391	238-328	.726	610	582	+1.8
The Citadel	13	1270-1116	97.7-85.8	+11.8	440-903	.487	179-483	.371	211-284	.743	522	524	-0.2
UNC Greensboro	15	1200-977	80.0-65.1	+14.9	440-904	.487	120-338	.355	200-278	.719	514	501	+0.9
VMI	14	1064-1085	76.0-77.5	-1.5	371-893	.415	141-410	.344	181-243	.745	506	564	-4.1
Western Carolina	16	1076-1247	67.2-77.9	-10.7	375-851	.441	135-392	.344	191-318	.601	569	522	+2.9
Wofford	15	1255-965	83.7-64.3	+19.3	464-955	.486	160-405	.395	167-232	.720	553	427	+8.4

ATTENDANCE	Home	Average	Away	Average	Neutral	Average	Total	Average
Chattanooga	6-14053	2342	8-29529	3691	2-0	0	16-43582	2724
ETSU	8-31135	3892	6-34843	5807	2-4011	2006	16-69989	4374
Furman	8-13325	1666	7-31704	4529	0-0	0	15-45029	3002
Mercer	6-13159	2193	7-29645	4235	1-2504	2504	14-45308	3236
Samford	10-10437	1044	6-33427	5571	0-0	0	16-43864	2742
The Citadel	7-4372	625	6-25297	4216	0-0	0	13-29669	2282
UNC Greensboro	7-15501	2214	7-43966	6281	1-172	172	15-59639	3976
VMI	6-4316	719	8-37476	4684	0-0	0	14-41792	2985
Western Carolina	5-5332	1066	9-35374	3930	2-0	0	16-40706	2544
Wofford	9-17575	1953	6-35689	5948	0-0	0	15-53264	3551
Totals	72-129205	1795	70-336950	4814	8-6687	836	150-472842	3152

2018-19 Southern Conference  
INDIVIDUAL BASKETBALL STATISTICS  
Through games of Jan 04, 2019 (All games)

To be ranked, a player must appear in at least 75.0% of their team's games.

SCORING							REBOUNDING							
	Cl	G	FG	3FG	FT	Pts	Avg/G		Cl	G	Off	Def	Total	Avg/G
1. Bubba Parham-VMI	So	14	97	54	63	311	22.2	1. Jeromy Rodriguez-ETSU	Jr	16	63	131	194	12.1
2. Francis Alonso-UNCG	Sr	15	83	44	68	278	18.5	2. Carlos Dotson-WCU	Jr	16	47	97	144	9.0
3. Fletcher Magee-WOF	Sr	15	83	59	44	269	17.9	Matt Rafferty-FUR	Sr	15	42	93	135	9.0
4. Lew Stallworth-CIT	Sr	13	88	7	46	229	17.6	4. Ruben Guerrero-SAM	Sr	16	52	83	135	8.4
5. Jordan Lyons-FUR	Jr	15	87	56	24	254	16.9	5. Mladen Armus-ETSU	So	16	47	85	132	8.3
6. Matt Rafferty-FUR	Sr	15	102	2	47	253	16.9	6. Cameron Jackson-WOF	Sr	15	46	73	119	7.9
7. Matt Frierson-CIT	Sr	13	63	62	27	215	16.5	7. Robert Allen-SAM	Fr	16	21	97	118	7.4
8. Cameron Jackson-WOF	Sr	15	93	5	36	227	15.1	8. Zane Najdawi-CIT	Sr	13	33	60	93	7.2
9. Ruben Guerrero-SAM	Sr	16	101	0	40	242	15.1	9. Tyler Creammer-VMI	Jr	14	27	71	98	7.0
10. Kevin Easley-UTC	Fr	16	86	27	35	234	14.6	10. Keve Aluma-WOF	So	15	36	62	98	6.5
11. Josh Sharkey-SAM	Jr	16	70	13	78	231	14.4	11. Clay Mounce-FUR	So	15	26	70	96	6.4
12. Ross Cummings-MER	So	14	61	42	38	202	14.4	12. Kevin Easley-UTC	Fr	16	25	73	98	6.1
13. Zane Najdawi-CIT	Sr	13	62	8	51	183	14.1	13. Garrett Gilkeson-VMI	Jr	14	24	60	84	6.0
14. Isaiah Miller-UNCG	So	15	92	6	21	211	14.1	Lew Stallworth-CIT	Sr	13	3	75	78	6.0
15. Nathan Hoover-WOF	Jr	15	64	38	35	201	13.4	15. Jaylen Stowe-MER	Sr	14	19	57	76	5.4
16. Carlos Dotson-WCU	Jr	16	86	0	42	214	13.4	16. Ethan Stair-MER	Jr	14	24	51	75	5.4
17. Kaiden Rice-CIT	So	13	61	38	6	166	12.8	17. Fardaws Aimaq-MER	Fr	13	28	41	69	5.3
18. Matt Halvorsen-WCU	So	16	57	41	44	199	12.4	18. Thomas Smallwood-UTC	Sr	16	19	64	83	5.2
19. Brandon Austin-SAM	Jr	16	67	45	14	193	12.1	19. Myles Lewis-VMI	So	14	24	47	71	5.1
20. Tray Boyd III-ETSU	Jr	16	73	39	7	192	12.0	20. Marc Gosselin-WCU	Sr	16	27	53	80	5.0
21. Djordje Dimitrijevic-MER	Jr	14	54	13	44	165	11.8							
22. Kameron Gibson-WCU	Fr	16	69	35	15	188	11.8							
23. Jeromy Rodriguez-ETSU	Jr	16	76	0	35	187	11.7							
24. Donovan Toatley-UTC	Fr	13	56	10	24	146	11.2							
25. Kyrin Galloway-UNCG	Jr	15	64	27	12	167	11.1							
26. Myron Gordon-SAM	Jr	16	55	10	57	177	11.1							
27. Clay Mounce-FUR	So	15	64	21	16	165	11.0							
28. Jaylen Stowe-MER	Sr	14	54	5	39	152	10.9							
29. Patrick Good-ETSU	So	15	51	46	13	161	10.7							
30. Garrett Gilkeson-VMI	Jr	14	48	19	29	144	10.3							

FIELD GOAL PCT						ASSISTS				
	Cl	G	FGM	FGA	Pct.		Cl	G	No.	Avg/G
1. Matt Rafferty-FUR	Sr	15	102	156	.654	1. Lew Stallworth-CIT	Sr	13	88	6.8
2. Ruben Guerrero-SAM	Sr	16	101	159	.635	2. Josh Sharkey-SAM	Jr	16	107	6.7
3. Cameron Jackson-WOF	Sr	15	93	158	.589	3. Matt Rafferty-FUR	Sr	15	64	4.3
4. Lew Stallworth-CIT	Sr	13	88	151	.583	4. Demetrius Troy-UNCG	Sr	15	60	4.0
5. Carlos Dotson-WCU	Jr	16	86	149	.577	5. Alex Hunter-FUR	So	15	58	3.9
6. Isaiah Miller-UNCG	So	15	92	168	.548	6. Storm Murphy-WOF	So	14	51	3.6
7. Kevin Easley-UTC	Fr	16	86	186	.462	7. Donovan Toatley-UTC	Fr	13	46	3.5
8. Francis Alonso-UNCG	Sr	15	83	185	.449	8. Marcus Cohen-MER	So	12	41	3.4
9. Bubba Parham-VMI	So	14	97	234	.415	9. Greg Parham-VMI	So	14	47	3.4
10. Fletcher Magee-WOF	Sr	15	83	208	.399	10. Bubba Parham-VMI	So	14	44	3.1
11. Jordan Lyons-FUR	Jr	15	87	230	.378	11. Isaiah Tisdale-ETSU	Jr	15	47	3.1
						12. Djordje Dimitrijevic-MER	Jr	14	38	2.7
						13. Ryan Larson-WOF	Fr	15	40	2.7
						14. Quayson Williams-CIT	Sr	13	33	2.5
						15. Francis Alonso-UNCG	Sr	15	38	2.5

2018-19 Southern Conference  
INDIVIDUAL BASKETBALL STATISTICS  
Through games of Jan 04, 2019 (All games)

FREE THROW PCT					
	Cl	G	FTM	FTA	Pct.
1. Fletcher Magee-WOF	Sr	15	44	47	.936
2. Francis Alonso-UNCG	Sr	15	68	76	.895
3. Myron Gordon-SAM	Jr	16	57	64	.891
4. Djordje Dimitrijevic-MER	Jr	14	44	50	.880
5. Matt Halvorsen-WCU	So	16	44	51	.863
6. Zane Najdawi-CIT	Sr	13	51	64	.797
7. Bubba Parham-VMI	So	14	63	80	.788
8. Ross Cummings-MER	So	14	38	49	.776
9. Josh Sharkey-SAM	Jr	16	78	103	.757
10. Jaylen Stowe-MER	Sr	14	39	55	.709
11. Ruben Guerrero-SAM	Sr	16	40	59	.678
12. Lew Stallworth-CIT	Sr	13	46	68	.676
13. Matt Rafferty-FUR	Sr	15	47	71	.662
14. Carlos Dotson-WCU	Jr	16	42	87	.483

STEALS				
	Cl	G	No.	Avg/G
1. Josh Sharkey-SAM	Jr	16	45	2.8
2. Isaiah Miller-UNCG	So	15	41	2.7
3. Matt Rafferty-FUR	Sr	15	34	2.3
4. Garrett Gilkeson-VMI	Jr	14	24	1.7
Ethan Stair-MER	Jr	14	24	1.7
6. Cameron Jackson-WOF	Sr	15	23	1.5
7. Demetrius Troy-UNCG	Sr	15	21	1.4
8. Alex Hunter-FUR	So	15	20	1.3
9. Isaiah Tisdale-ETSU	Jr	15	19	1.3
10. Jeromy Rodriguez-ETSU	Jr	16	20	1.3
11. Greg Parham-VMI	So	14	17	1.2
12. Matt Frierson-CIT	Sr	13	15	1.2
13. Jordan Lyons-FUR	Jr	15	17	1.1
14. Quayson Williams-CIT	Sr	13	14	1.1
Lew Stallworth-CIT	Sr	13	14	1.1

3-POINT FG PCT					
	Cl	G	3FG	FGA	Pct.
1. Kevion Nolan-SAM	So	16	28	53	.528
2. Kyrin Galloway-UNCG	Jr	15	27	58	.466
3. Storm Murphy-WOF	So	14	22	48	.458
4. Nathan Hoover-WOF	Jr	15	38	84	.452
5. Matt Frierson-CIT	Sr	13	62	139	.446
6. Brandon Austin-SAM	Jr	16	45	101	.446
7. Kevin Easley-UTC	Fr	16	27	63	.429
Connor Kern-CIT	Sr	12	21	49	.429
9. Kameron Gibson-WCU	Fr	16	35	84	.417
10. Bubba Parham-VMI	So	14	54	130	.415
11. Patrick Good-ETSU	So	15	46	114	.404
12. Francis Alonso-UNCG	Sr	15	44	110	.400
13. Kaiden Rice-CIT	So	13	38	98	.388
14. Ross Cummings-MER	So	14	42	109	.385
15. Fletcher Magee-WOF	Sr	15	59	155	.381

3-POINT FG MADE				
	Cl	G	3FG	Avg/G
1. Matt Frierson-CIT	Sr	13	62	4.8
2. Fletcher Magee-WOF	Sr	15	59	3.9
3. Bubba Parham-VMI	So	14	54	3.9
4. Jordan Lyons-FUR	Jr	15	56	3.7
5. Patrick Good-ETSU	So	15	46	3.1
6. Ross Cummings-MER	So	14	42	3.0
7. Francis Alonso-UNCG	Sr	15	44	2.9
8. Kaiden Rice-CIT	So	13	38	2.9
9. Brandon Austin-SAM	Jr	16	45	2.8
10. Matt Halvorsen-WCU	So	16	41	2.6
11. Nathan Hoover-WOF	Jr	15	38	2.5
12. Tray Boyd III-ETSU	Jr	16	39	2.4
13. Kameron Gibson-WCU	Fr	16	35	2.2
14. Kyrin Galloway-UNCG	Jr	15	27	1.8
15. Jerry Johnson Jr.-UTC	Jr	16	28	1.8
Onno Steger-WCU	Jr	16	28	1.8
Kevion Nolan-SAM	So	16	28	1.8
Connor Kern-CIT	Sr	12	21	1.8

BLOCKED SHOTS				
	Cl	G	No.	Avg/G
1. Ruben Guerrero-SAM	Sr	16	34	2.1
2. Zane Najdawi-CIT	Sr	13	26	2.0
3. Matt Rafferty-FUR	Sr	15	22	1.5
4. Clay Mounce-FUR	So	15	18	1.2
5. Mladen Armus-ETSU	So	16	16	1.0
Cameron Jackson-WOF	Sr	15	15	1.0
7. Jeromy Rodriguez-ETSU	Jr	16	14	0.9
8. Robert Allen-SAM	Fr	16	13	0.8
9. Fardaws Aimaq-MER	Fr	13	10	0.8
10. Matt Pegram-WOF	Sr	15	11	0.7
Kyrin Galloway-UNCG	Jr	15	11	0.7
12. Victor Bafutto-MER	So	14	10	0.7
13. Thomas Smallwood-UTC	Sr	16	10	0.6
Justin Brown-UTC	Fr	16	10	0.6
15. Keigan Kerby-UTC	Fr	14	8	0.6

ASSIST/TURNOVER RATIO					
	Cl	G	Ast.	T/O	Ratio
1. Alex Hunter-FUR	So	15	58	18	3.2
2. Greg Parham-VMI	So	14	47	16	2.9
3. Isaiah Tisdale-ETSU	Jr	15	47	17	2.8
4. Storm Murphy-WOF	So	14	51	19	2.7
5. Demetrius Troy-UNCG	Sr	15	60	26	2.3
6. Matt Rafferty-FUR	Sr	15	64	28	2.3
7. Lew Stallworth-CIT	Sr	13	88	40	2.2
8. Marcus Cohen-MER	So	12	41	22	1.9
9. Donovan Toatley-UTC	Fr	13	46	28	1.6
10. Josh Sharkey-SAM	Jr	16	107	77	1.4
11. Bubba Parham-VMI	So	14	44	39	1.1

2018-19 Southern Conference  
INDIVIDUAL BASKETBALL STATISTICS  
Through games of Jan 04, 2019 (All games)

OFFENSIVE REBOUNDS			
	Cl	G	No. Avg/G
1. Jeromy Rodriguez-ETSU	Jr	16	63 3.9
2. Ruben Guerrero-SAM	Sr	16	52 3.3
3. Cameron Jackson-WOF	Sr	15	46 3.1
4. Carlos Dotson-WCU	Jr	16	47 2.9
Mladen Armus-ETSU	So	16	47 2.9
6. Matt Rafferty-FUR	Sr	15	42 2.8
7. Zane Najdawi-CIT	Sr	13	33 2.5
8. Keve Aluma-WOF	So	15	36 2.4
9. Fardaws Aimaq-MER	Fr	13	28 2.2
10. Tyler Creammer-VMI	Jr	14	27 1.9
11. Chevez Goodwin-WOF	So	15	27 1.8
12. Clay Mounce-FUR	So	15	26 1.7
13. Garrett Gilkeson-VMI	Jr	14	24 1.7
Ethan Stair-MER	Jr	14	24 1.7
Myles Lewis-VMI	So	14	24 1.7

DEFENSIVE REBOUNDS			
	Cl	G	No. Avg/G
1. Jeromy Rodriguez-ETSU	Jr	16	131 8.2
2. Matt Rafferty-FUR	Sr	15	93 6.2
3. Carlos Dotson-WCU	Jr	16	97 6.1
Robert Allen-SAM	Fr	16	97 6.1
5. Lew Stallworth-CIT	Sr	13	75 5.8
6. Mladen Armus-ETSU	So	16	85 5.3
7. Ruben Guerrero-SAM	Sr	16	83 5.2
8. Tyler Creammer-VMI	Jr	14	71 5.1
9. Cameron Jackson-WOF	Sr	15	73 4.9
10. Clay Mounce-FUR	So	15	70 4.7
11. Zane Najdawi-CIT	Sr	13	60 4.6
12. Kevin Easley-UTC	Fr	16	73 4.6
13. Garrett Gilkeson-VMI	Jr	14	60 4.3
14. Keve Aluma-WOF	So	15	62 4.1
15. Jaylen Stowe-MER	Sr	14	57 4.1

MINUTES PLAYED			
	Cl	G	No. Avg/G
1. Josh Sharkey-SAM	Jr	16	546 34.1
2. Alex Hunter-FUR	So	15	508 33.9
Matt Rafferty-FUR	Sr	15	508 33.9
4. Bubba Parham-VMI	So	14	465 33.2
5. Matt Halvorsen-WCU	So	16	527 32.9
6. Jordan Lyons-FUR	Jr	15	485 32.3
7. Garrett Gilkeson-VMI	Jr	14	451 32.2
8. Ethan Stair-MER	Jr	14	440 31.4
9. Jeromy Rodriguez-ETSU	Jr	16	496 31.0
10. Lew Stallworth-CIT	Sr	13	401 30.8

2018-19 Southern Conference  
Conference Team Highs  
Through games of Jan 04, 2019 (All games)

TEAM HIGHS (highest totals made by)

Points	148	The Citadel vs Mid-Atl. Christian (11/12/18)
	137	The Citadel vs Johnson (11/14/18)
	127	The Citadel vs Johnson & Wales (12/05/18)
	112	The Citadel vs High Point (11/27/18)
	112	Wofford vs Kentucky Christian (12/06/18)
	112	Wofford vs The Citadel (01/03/19)
Margin	78 (111-33)	UNC Greensboro vs Greensboro College (11/27/18)
	77 (137-60)	The Citadel vs Johnson (11/14/18)
	73 (148-75)	The Citadel vs Mid-Atl. Christian (11/12/18)
	65 (109-44)	ETSU vs Hiwassee (11/08/18)
	64 (98-34)	VMI vs Goucher (11/11/18)
Field goals made	57	The Citadel vs Mid-Atl. Christian (11/12/18)
	47	The Citadel vs Johnson (11/14/18)
	46	ETSU vs Hiwassee (11/08/18)
	46	The Citadel vs Johnson & Wales (12/05/18)
	45	Wofford vs Kentucky Christian (12/06/18)
Field goal attempts	98	The Citadel vs Mid-Atl. Christian (11/12/18)
	88	The Citadel vs Johnson & Wales (12/05/18)
	85	The Citadel vs Johnson (11/14/18)
	81	Samford vs Belmont (11/29/18)
Field goal percentage	81	Wofford vs Kentucky Christian (12/06/18)
	.672 (43-64)	Wofford vs The Citadel (01/03/19)
	.623 (38-61)	Samford vs North Alabama (11/06/18)
	.623 (38-61)	The Citadel vs High Point (11/27/18)
	.613 (46-75)	ETSU vs Hiwassee (11/08/18)
3-Pt FG made	.600 (30-50)	ETSU vs Furman (12/29/18)
	23	The Citadel vs Mid-Atl. Christian (11/12/18)
	23	The Citadel vs High Point (11/27/18)
	21	Furman vs North Greenville (11/15/18)
	19	UNC Greensboro at LSU (11/09/18)
3-Pt FG attempts	19	VMI at Kentucky (11/18/18)
	51	The Citadel vs Mid-Atl. Christian (11/12/18)
	49	Furman vs North Greenville (11/15/18)
	48	The Citadel vs Johnson (11/14/18)
	46	Furman vs UNCW (12/15/18)
3-Pt percentage	45	The Citadel vs Johnson & Wales (12/05/18)
	45	The Citadel vs Longwood (12/29/18)
	.591 (13-22)	Wofford at Mississippi State (12/19/18)
	.577 (15-26)	Wofford vs The Citadel (01/03/19)
	.576 (19-33)	UNC Greensboro at LSU (11/09/18)
Free throws made	.575 (23-40)	The Citadel vs High Point (11/27/18)
	.556 (10-18)	Samford vs Jacksonville State (11/09/18)
	32	ETSU vs Reinhardt (12/03/18)
	29	Western Carolina vs Hiwassee (11/17/18)
	27	Mercer vs Piedmont (11/09/18)
	27	UNC Greensboro at Samford (12/22/18)
Free throw attempts	26	Samford vs Jacksonville State (11/09/18)
	26	Wofford vs Coastal Carolina (12/09/18)
	40	Mercer vs Piedmont (11/09/18)
	39	ETSU vs Reinhardt (12/03/18)
	38	Western Carolina vs Hiwassee (11/17/18)
Free throw percentage	36	UNC Greensboro at Samford (12/22/18)
	35	Samford vs Jacksonville State (11/09/18)
	1.000 (11-11)	VMI at Presbyterian (12/12/18)
	1.000 (5-5)	VMI at Kentucky (11/18/18)



	1.000	(3-3)	ETSU at Creighton (11/11/18)
	.909	(20-22)	UNC Greensboro vs Chattanooga (12/29/18)
	.909	(10-11)	Wofford vs North Carolina (11/06/18)
Rebounds	64		ETSU vs Reinhardt (12/03/18)
	63		The Citadel vs Mid-Atl. Christian (11/12/18)
	62		The Citadel vs Johnson (11/14/18)
	56		ETSU vs Hiwassee (11/08/18)
	56		Western Carolina vs Hiwassee (11/17/18)
Assists	37		The Citadel vs Mid-Atl. Christian (11/12/18)
	28		The Citadel vs Johnson (11/14/18)
	27		The Citadel vs High Point (11/27/18)
	27		UNC Greensboro vs Greensboro College (11/27/18)
	27		The Citadel vs Johnson & Wales (12/05/18)
	27		Wofford vs Kentucky Christian (12/06/18)
Steals	23		UNC Greensboro vs Greensboro College (11/27/18)
	20		Wofford vs Mars Hill (11/23/18)
	18		VMI vs Goucher (11/11/18)
	16		The Citadel vs Johnson (11/14/18)
	15		UNC Greensboro vs Johnson & Wales (11/16/18)
Blocked shots	14		The Citadel vs Johnson (11/14/18)
	9		UNC Greensboro at North Carolina A&T (11/06/18)
	9		Mercer vs Piedmont (11/09/18)
	8		The Citadel vs High Point (11/27/18)
	8		Furman vs Western Carolina (12/01/18)
Turnovers	35		Western Carolina vs Jacksonville State (11/20/18)
	33		Western Carolina at NC State (12/05/18)
	26		Western Carolina at Iowa (12/18/18)
	23		Mercer at NC State (11/24/18)
	22		Western Carolina at SMU (11/14/18)
	22		ETSU vs Reinhardt (12/03/18)
	22		Chattanooga at Ole Miss (12/16/18)
Fouls	29		Western Carolina at Wake Forest (11/27/18)
	28		Samford vs Jacksonville State (11/09/18)
	28		Mercer at NC State (11/24/18)
	27		Western Carolina vs Hiwassee (11/17/18)
	26		UNC Greensboro at LSU (11/09/18)
	26		VMI at Kentucky (11/18/18)
	26		ETSU vs Wyoming (12/21/18)

2018-19 Southern Conference  
Conference Individual Highs  
Through games of Jan 04, 2019 (All games)

INDIVIDUAL PLAYER GAME HIGHS

Points	54		Jordan Lyons (Furman) vs North Greenville (11/15/18)	
	35		Bubba Parham (VMI) at Kentucky (11/18/18)	
	34		Kameron Gibson (Western Carolina) at SMU (11/14/18)	
	33		Bubba Parham (VMI) vs Kentucky Christian (11/20/18)	
	32		Kyrin Galloway (UNC Greensboro) at LSU (11/09/18)	
Field goals made	15		Jordan Lyons (Furman) vs North Greenville (11/15/18)	
	12		Kyrin Galloway (UNC Greensboro) at LSU (11/09/18)	
	12		Kameron Gibson (Western Carolina) at SMU (11/14/18)	
	12		Carlos Dotson (Western Carolina) at Furman (12/01/18)	
	11		Clay Mounce (Furman) vs Gardner-Webb (11/13/18)	
	11		Bubba Parham (VMI) at Kentucky (11/18/18)	
Field goal attempts	35		Jordan Lyons (Furman) vs North Greenville (11/15/18)	
	26		Jordan Lyons (Furman) vs Western Carolina (12/01/18)	
	24		Bubba Parham (VMI) at Stetson (11/23/18)	
	23		Fletcher Magee (Wofford) vs North Carolina (11/06/18)	
	21		Bubba Parham (VMI) vs Kentucky Christian (11/20/18)	
	21		Tray Boyd III (ETSU) vs Samford (01/03/19)	
Field goal percentage	.889	(8-9)	Daivien Williamson (ETSU) at Illinois (12/15/18)	
	.857	(12-14)	Kyrin Galloway (UNC Greensboro) at LSU (11/09/18)	
	.833	(10-12)	Zane Najdawi (The Citadel) vs Johnson & Wales (12/05/18)	
	.818	(9-11)	Matt Rafferty (Furman) vs Bob Jones (11/06/18)	
	.818	(9-11)	Cameron Jackson (Wofford) vs Coppin State (11/21/18)	
	.818	(9-11)	Matt Rafferty (Furman) at Elon (12/04/18)	
3-Pt FG made	15		Jordan Lyons (Furman) vs North Greenville (11/15/18)	
	10		Matt Frierson (The Citadel) vs Johnson (11/14/18)	
	10		Bubba Parham (VMI) at Kentucky (11/18/18)	
	9		Nathan Hoover (Wofford) at South Carolina (11/26/18)	
	8		Kyrin Galloway (UNC Greensboro) at LSU (11/09/18)	
	8		Kameron Gibson (Western Carolina) at SMU (11/14/18)	
	8		Kaiden Rice (The Citadel) vs High Point (11/27/18)	
	8		Ross Cummings (Mercer) vs Brewton-Parker (11/27/18)	
	8		Fletcher Magee (Wofford) vs Kentucky Christian (12/06/18)	
3-Pt FG attempts	34		Jordan Lyons (Furman) vs North Greenville (11/15/18)	
	17		Jordan Lyons (Furman) vs Western Carolina (12/01/18)	
	16		Fletcher Magee (Wofford) vs North Carolina (11/06/18)	
	16		Matt Frierson (The Citadel) vs Johnson (11/14/18)	
	16		Bubba Parham (VMI) at Kentucky (11/18/18)	
3-Pt percentage	1.000	(5-5)	Josh Sharkey (Samford) vs Houston Baptist (12/17/18)	
	1.000	(5-5)	Kevin Easley (Chattanooga) at Western Carolina (01/03/19)	
	.833	(5-6)	Kevin Easley (Chattanooga) at Michigan (11/23/18)	
	.833	(5-6)	Connor Kern (The Citadel) vs High Point (11/27/18)	
	.833	(5-6)	Kevious Nolan (Samford) vs VMI (12/29/18)	
Free throws made	17		Francis Alonso (UNC Greensboro) at Samford (12/22/18)	
	12		Bubba Parham (VMI) vs American (11/27/18)	
	11		Djordje Dimitrijevic (Mercer) at NC State (11/24/18)	
	11		Eric Hamilton (UNC Greensboro) vs Coppin State (12/12/18)	
	10		Josh Sharkey (Samford) vs Jacksonville State (11/09/18)	
	10		Zane Najdawi (The Citadel) vs Johnson (11/14/18)	
	10		Bubba Parham (VMI) vs Kentucky Christian (11/20/18)	
	10		Nathan Hoover (Wofford) vs Coastal Carolina (12/09/18)	
	10		Myron Gordon (Samford) vs UNC Greensboro (12/22/18)	
	Free throw attempts	21		Francis Alonso (UNC Greensboro) at Samford (12/22/18)
		15		Eric Hamilton (UNC Greensboro) vs Coppin State (12/12/18)
14			Bubba Parham (VMI) vs American (11/27/18)	
13			Carlos Dotson (Western Carolina) at NC State (12/05/18)	

	12	Jordan Lyons (Furman) vs North Greenville (11/15/18)
Free throw percentage	1.000 (11-11)	Djordje Dimitrijevic (Mercer) at NC State (11/24/18)
	1.000 (10-10)	Zane Najdawi (The Citadel) vs Johnson (11/14/18)
	1.000 (10-10)	Nathan Hoover (Wofford) vs Coastal Carolina (12/09/18)
	1.000 (9-9)	Matt Frierson (The Citadel) at Campbell (12/18/18)
	1.000 (8-8)	Donovann Toatley (Chattanooga) at Charlotte (11/06/18)
	1.000 (8-8)	Francis Alonso (UNC Greensboro) vs Johnson & Wales (11/16/18)
	1.000 (8-8)	Matt Halvorsen (Western Carolina) vs Hiwassee (11/17/18)
	1.000 (8-8)	Daivien Williamson (ETSU) vs Reinhardt (12/03/18)
	1.000 (8-8)	Matt Halvorsen (Western Carolina) vs Chattanooga (01/03/19)
Rebounds	19	Jeromy Rodriguez (ETSU) vs Samford (01/03/19)
	18	Thomas Smallwood (Chattanooga) vs Cumberland (11/13/18)
	17	Matt Rafferty (Furman) at Villanova (11/17/18)
	17	Jeromy Rodriguez (ETSU) at Georgia Southern (11/27/18)
	17	Mladen Armus (ETSU) vs Samford (01/03/19)
Assists	14	Josh Sharkey (Samford) at ETSU (01/03/19)
	13	Lew Stallworth (The Citadel) vs Johnson (11/14/18)
	12	Lew Stallworth (The Citadel) vs High Point (11/27/18)
	10	Greg Parham (VMI) vs Washington College (11/06/18)
	10	Josh Sharkey (Samford) vs Jacksonville State (11/09/18)
	10	Quayson Williams (The Citadel) vs Mid-Atl. Christian (11/12/18)
	10	Josh Sharkey (Samford) vs Kennesaw State (11/12/18)
	10	Alex Hunter (Furman) vs Western Carolina (12/01/18)
	10	Lew Stallworth (The Citadel) vs Johnson & Wales (12/05/18)
	10	Donovann Toatley (Chattanooga) at Ole Miss (12/16/18)
Steals	8	Josh Sharkey (Samford) vs Jacksonville State (11/09/18)
	7	Josh Sharkey (Samford) at Purdue Fort Wayne (11/23/18)
	6	Ta'Vonne Bond (VMI) vs Goucher (11/11/18)
	6	Tray Hollowell (Wofford) vs Mars Hill (11/23/18)
	6	Josh Sharkey (Samford) vs UNC Greensboro (12/22/18)
	6	Isaiah Miller (UNC Greensboro) vs Chattanooga (12/29/18)
Blocked shots	7	James Dickey (UNC Greensboro) at North Carolina A&T (11/06/18)
	6	Zane Najdawi (The Citadel) vs Johnson (11/14/18)
	5	Octavion Corley (ETSU) vs Hiwassee (11/08/18)
	4	Ruben Guerrero (Samford) vs North Alabama (11/06/18)
	4	Victor Bafutto (Mercer) vs Piedmont (11/09/18)
	4	Kyrin Galloway (UNC Greensboro) at LSU (11/09/18)
	4	Matt Rafferty (Furman) at Villanova (11/17/18)
	4	Ruben Guerrero (Samford) vs Belmont (11/29/18)
	4	Matt Rafferty (Furman) vs Western Carolina (12/01/18)
	4	Ruben Guerrero (Samford) vs Houston Baptist (12/17/18)
	4	Ruben Guerrero (Samford) vs VMI (12/29/18)
Turnovers	9	Carlos Dotson (Western Carolina) vs Jacksonville State (11/20/18)
	8	Josh Sharkey (Samford) at ETSU (01/03/19)
	7	Josh Sharkey (Samford) vs North Alabama (11/06/18)
	7	Matt Halvorsen (Western Carolina) at SMU (11/14/18)
	7	Lew Stallworth (The Citadel) at Texas (11/16/18)
	7	James Harrison (ETSU) vs Reinhardt (12/03/18)
	7	Marc Gosselin (Western Carolina) at NC State (12/05/18)
	7	Matt Halvorsen (Western Carolina) at NC State (12/05/18)
	7	Francis Alonso (UNC Greensboro) at Elon (12/07/18)
	7	Josh Sharkey (Samford) at Alabama A&M (12/09/18)
	7	Josh Sharkey (Samford) at Tennessee (12/19/18)

2018-19 Southern Conference  
CONFERENCE BASKETBALL STATISTICS  
Through games of Jan 04, 2019 (Conference games only)

SCORING OFFENSE	G	W-L	Pts	Avg/G
1. Wofford	3	3-0	265	88.3
2. UNC Greensboro	2	2-0	168	84.0
3. Samford	3	1-2	243	81.0
4. The Citadel	2	1-1	160	80.0
5. Chattanooga	3	2-1	228	76.0
6. ETSU	3	2-1	222	74.0
7. Furman	3	2-1	217	72.3
8. Western Carolina	3	0-3	204	68.0
9. VMI	2	0-2	133	66.5
10. Mercer	2	0-2	127	63.5

SCORING DEFENSE	G	Pts	Avg/G
1. Wofford	3	197	65.7
2. ETSU	3	207	69.0
3. Chattanooga	3	212	70.7
4. UNC Greensboro	2	147	73.5
5. Furman	3	225	75.0
6. Mercer	2	150	75.0
7. Samford	3	232	77.3
8. Western Carolina	3	237	79.0
9. VMI	2	179	89.5
10. The Citadel	2	181	90.5

SCORING MARGIN	G	Offense	Defense	Margin
1. Wofford	3	88.3	65.7	+22.7
2. UNC Greensboro	2	84.0	73.5	+10.5
3. Chattanooga	3	76.0	70.7	+5.3
4. ETSU	3	74.0	69.0	+5.0
5. Samford	3	81.0	77.3	+3.7
6. Furman	3	72.3	75.0	-2.7
7. The Citadel	2	80.0	90.5	-10.5
8. Western Carolina	3	68.0	79.0	-11.0
9. Mercer	2	63.5	75.0	-11.5
10. VMI	2	66.5	89.5	-23.0

FREE THROW PCT	G	FTM	FTA	Pct.
1. UNC Greensboro	2	47	58	.810
2. VMI	2	21	26	.808
3. Wofford	3	40	51	.784
4. The Citadel	2	31	41	.756
5. Samford	3	49	67	.731
6. Chattanooga	3	40	58	.690
7. Furman	3	37	57	.649
8. Mercer	2	24	38	.632
9. Western Carolina	3	44	71	.620
10. ETSU	3	35	58	.603

FIELD GOAL PERCENTAGE	G	FGM	FGA	Pct.
1. Wofford	3	99	180	.550
2. Samford	3	85	172	.494
3. Chattanooga	3	80	162	.494
4. ETSU	3	82	175	.469
5. UNC Greensboro	2	54	117	.462
6. Furman	3	79	181	.436
7. The Citadel	2	53	122	.434
8. Western Carolina	3	70	174	.402
9. VMI	2	47	126	.373
10. Mercer	2	46	127	.362

FIELD GOAL PCT DEFENSE	G	FGM	FGA	Pct.
1. Wofford	3	65	159	.409
2. Chattanooga	3	73	175	.417
3. Samford	3	79	189	.418
4. ETSU	3	74	169	.438
5. Mercer	2	51	115	.443
6. Furman	3	84	188	.447
7. Western Carolina	3	87	183	.475
8. UNC Greensboro	2	50	99	.505
9. VMI	2	64	126	.508
10. The Citadel	2	68	133	.511

3-POINT FG PCT	G	3FGM	3FGA	Pct.
1. Chattanooga	3	28	66	.424
2. Samford	3	24	59	.407
3. Wofford	3	27	67	.403
4. ETSU	3	23	65	.354
5. The Citadel	2	23	65	.354
6. UNC Greensboro	2	13	40	.325
7. VMI	2	18	57	.316
8. Furman	3	22	78	.282
9. Western Carolina	3	20	73	.274
10. Mercer	2	11	54	.204

3-POINT FG PCT DEFENSE	G	3FGM	3FGA	Pct.
1. Furman	3	21	72	.292
2. Chattanooga	3	17	58	.293
3. Samford	3	25	81	.309
4. ETSU	3	21	68	.309
5. Western Carolina	3	23	69	.333
6. Wofford	3	26	75	.347
7. The Citadel	2	22	61	.361
8. Mercer	2	22	61	.361
9. UNC Greensboro	2	9	24	.375
10. VMI	2	23	55	.418

REBOUNDING OFFENSE	G	Rebounds	Avg/G
1. Mercer	2	77	38.5
2. Furman	3	113	37.7
3. Western Carolina	3	110	36.7
4. Samford	3	110	36.7
5. UNC Greensboro	2	71	35.5
6. Wofford	3	106	35.3
7. ETSU	3	104	34.7
8. VMI	2	67	33.5
9. The Citadel	2	65	32.5
10. Chattanooga	3	90	30.0

REBOUNDING DEFENSE	G	Rebounds	Avg/G
1. Wofford	3	74	24.7
2. UNC Greensboro	2	58	29.0
3. ETSU	3	90	30.0
4. The Citadel	2	72	36.0
5. Samford	3	110	36.7
6. Chattanooga	3	113	37.7
7. Furman	3	114	38.0
8. Mercer	2	79	39.5
9. Western Carolina	3	119	39.7
10. VMI	2	84	42.0

2018-19 Southern Conference  
CONFERENCE BASKETBALL STATISTICS  
Through games of Jan 04, 2019 (Conference games only)

REBOUNDING MARGIN	G	Team	Avg.	Opp.	Avg.	Margin
1.	Wofford	3	106	35.3	74	24.7 +10.7
2.	UNC Greensboro	2	71	35.5	58	29.0 +6.5
3.	ETSU	3	104	34.7	90	30.0 +4.7
4.	Samford	3	110	36.7	110	36.7 +0.0
5.	Furman	3	113	37.7	114	38.0 -0.3
6.	Mercer	2	77	38.5	79	39.5 -1.0
7.	Western Carolina	3	110	36.7	119	39.7 -3.0
8.	The Citadel	2	65	32.5	72	36.0 -3.5
9.	Chattanooga	3	90	30.0	113	37.7 -7.7
10.	VMI	2	67	33.5	84	42.0 -8.5

BLOCKED SHOTS	G	No.	Avg/G
1.	Furman	3	15 5.0
2.	Samford	3	14 4.7
3.	ETSU	3	13 4.3
4.	Chattanooga	3	11 3.7
5.	Wofford	3	10 3.3
6.	The Citadel	2	4 2.0
	Western Carolina	3	6 2.0
	Mercer	2	4 2.0
9.	UNC Greensboro	2	2 1.0
10.	VMI	2	1 0.5

ASSISTS	G	No.	Avg/G
1.	Wofford	3	53 17.7
2.	Samford	3	52 17.3
3.	ETSU	3	45 15.0
4.	The Citadel	2	28 14.0
5.	Chattanooga	3	41 13.7
6.	Furman	3	40 13.3
7.	VMI	2	25 12.5
	UNC Greensboro	2	25 12.5
9.	Western Carolina	3	35 11.7
10.	Mercer	2	18 9.0

STEALS	G	No.	Avg/G
1.	Samford	3	28 9.3
2.	Mercer	2	17 8.5
	UNC Greensboro	2	17 8.5
4.	The Citadel	2	14 7.0
	Wofford	3	21 7.0
6.	ETSU	3	20 6.7
7.	Furman	3	18 6.0
8.	Western Carolina	3	16 5.3
9.	VMI	2	7 3.5
10.	Chattanooga	3	9 3.0

TURNOVER MARGIN	G	Team	Avg.	Opp.	Avg.	Margin
1.	Wofford	3	32	10.7	41	13.7 +3.0
	UNC Greensboro	2	24	12.0	30	15.0 +3.0
3.	ETSU	3	38	12.7	41	13.7 +1.0
	Chattanooga	3	35	11.7	38	12.7 +1.0
5.	Mercer	2	26	13.0	27	13.5 +0.5
6.	Samford	3	46	15.3	44	14.7 -0.7
7.	VMI	2	26	13.0	23	11.5 -1.5
8.	Furman	3	38	12.7	33	11.0 -1.7
9.	Western Carolina	3	40	13.3	33	11.0 -2.3
10.	The Citadel	2	26	13.0	21	10.5 -2.5

ASSIST/TURNOVER RATIO	G	Ast.	Avg.	T/O	Avg.	Ratio
1.	Wofford	3	53	17.7	32	10.7 1.7
2.	ETSU	3	45	15.0	38	12.7 1.2
3.	Chattanooga	3	41	13.7	35	11.7 1.2
4.	Samford	3	52	17.3	46	15.3 1.1
5.	The Citadel	2	28	14.0	26	13.0 1.1
6.	Furman	3	40	13.3	38	12.7 1.1
7.	UNC Greensboro	2	25	12.5	24	12.0 1.0
8.	VMI	2	25	12.5	26	13.0 1.0
9.	Western Carolina	3	35	11.7	40	13.3 0.9
10.	Mercer	2	18	9.0	26	13.0 0.7

OFFENSIVE REBOUNDS	G	No.	Avg/G
1.	Mercer	2	30 15.0
2.	UNC Greensboro	2	24 12.0
3.	Western Carolina	3	35 11.7
4.	Furman	3	33 11.0
5.	ETSU	3	31 10.3
6.	Wofford	3	29 9.7
7.	The Citadel	2	19 9.5
8.	Samford	3	25 8.3
9.	VMI	2	14 7.0
10.	Chattanooga	3	16 5.3

DEFENSIVE REBOUNDS	G	No.	Avg/G
1.	Samford	3	85 28.3
2.	Furman	3	80 26.7
3.	VMI	2	53 26.5
4.	Wofford	3	77 25.7
5.	Western Carolina	3	75 25.0
6.	Chattanooga	3	74 24.7
7.	ETSU	3	73 24.3
8.	UNC Greensboro	2	47 23.5
	Mercer	2	47 23.5
10.	The Citadel	2	46 23.0

DEFENSIVE REB PCT.	G	D-Reb	Opp. OR	D-Reb%
1.	UNC Greensboro	2	47	12 .797
2.	Wofford	3	77	20 .794
3.	VMI	2	53	17 .757
4.	ETSU	3	73	25 .745
5.	Samford	3	85	35 .708
6.	Furman	3	80	35 .696
7.	Western Carolina	3	75	34 .688
8.	The Citadel	2	46	21 .687
9.	Mercer	2	47	22 .681
10.	Chattanooga	3	74	35 .679

OFFENSIVE REB PCT.	G	O-Reb	Opp. DR	O-Reb%
1.	Wofford	3	29	54 .349
2.	Mercer	2	30	57 .345
3.	UNC Greensboro	2	24	46 .343
4.	ETSU	3	31	65 .323
5.	Furman	3	33	79 .295
6.	Western Carolina	3	35	85 .292
7.	The Citadel	2	19	51 .271
8.	Samford	3	25	75 .250
9.	VMI	2	14	67 .173
10.	Chattanooga	3	16	78 .170

2018-19 Southern Conference  
CONFERENCE BASKETBALL STATISTICS  
Through games of Jan 04, 2019 (Conference games only)

3-POINT FG MADE	G	No.	Avg/G
1. The Citadel	2	23	11.5
2. Chattanooga	3	28	9.3
3. VMI	2	18	9.0
Wofford	3	27	9.0
5. Samford	3	24	8.0
6. ETSU	3	23	7.7
7. Furman	3	22	7.3
8. Western Carolina	3	20	6.7
9. UNC Greensboro	2	13	6.5
10. Mercer	2	11	5.5

2018-19 Southern Conference  
CONFERENCE BASKETBALL STATISTICS  
Through games of Jan 04, 2019 (Conference games only)

Team	Conference	Pct.	PF	PA	Overall	Pct.	PF	PA	Current unbeaten streak
Wofford	3-0	1.000	88.3	65.7	3-0	1.000	88.3	65.7	Wofford -- 3
UNC Greensboro	2-0	1.000	84.0	73.5	2-0	1.000	84.0	73.5	ETSU -- 2
Chattanooga	2-1	.667	76.0	70.7	2-1	.667	76.0	70.7	UNC Greensboro -- 2
ETSU	2-1	.667	74.0	69.0	2-1	.667	74.0	69.0	Furman -- 1
Furman	2-1	.667	72.3	75.0	2-1	.667	72.3	75.0	Chattanooga -- 1
The Citadel	1-1	.500	80.0	90.5	1-1	.500	80.0	90.5	
Samford	1-2	.333	81.0	77.3	1-2	.333	81.0	77.3	
VMI	0-2	.000	66.5	89.5	0-2	.000	66.5	89.5	
Mercer	0-2	.000	63.5	75.0	0-2	.000	63.5	75.0	
Western Carolina	0-3	.000	68.0	79.0	0-3	.000	68.0	79.0	

TEAM SUMMARIES	G	PF-PA	Avg score	Margin	FG-FGA	Pct.	3FG-FGA	Pct.	FT-FTA	Pct.	RebF	RebA	Margin
Chattanooga	3	228-212	76.0-70.7	+5.3	80-162	.494	28-66	.424	40-58	.690	90	113	-7.7
ETSU	3	222-207	74.0-69.0	+5.0	82-175	.469	23-65	.354	35-58	.603	104	90	+4.7
Furman	3	217-225	72.3-75.0	-2.7	79-181	.436	22-78	.282	37-57	.649	113	114	-0.3
Mercer	2	127-150	63.5-75.0	-11.5	46-127	.362	11-54	.204	24-38	.632	77	79	-1.0
Samford	3	243-232	81.0-77.3	+3.7	85-172	.494	24-59	.407	49-67	.731	110	110	+0.0
The Citadel	2	160-181	80.0-90.5	-10.5	53-122	.434	23-65	.354	31-41	.756	65	72	-3.5
UNC Greensboro	2	168-147	84.0-73.5	+10.5	54-117	.462	13-40	.325	47-58	.810	71	58	+6.5
VMI	2	133-179	66.5-89.5	-23.0	47-126	.373	18-57	.316	21-26	.808	67	84	-8.5
Western Carolina	3	204-237	68.0-79.0	-11.0	70-174	.402	20-73	.274	44-71	.620	110	119	-3.0
Wofford	3	265-197	88.3-65.7	+22.7	99-180	.550	27-67	.403	40-51	.784	106	74	+10.7

ATTENDANCE	Home	Average	Away	Average	Neutral	Average	Total	Average
Chattanooga	1-2301	2301	2-3607	1804	0-0	0	3-5908	1969
ETSU	2-9755	4878	1-2014	2014	0-0	0	3-11769	3923
Furman	2-3884	1942	1-5439	5439	0-0	0	3-9323	3108
Mercer	0-0	0	2-2518	1259	0-0	0	2-2518	1259
Samford	2-1708	854	1-4316	4316	0-0	0	3-6024	2008
The Citadel	1-765	765	1-3400	3400	0-0	0	2-4165	2082
UNC Greensboro	1-2285	2285	1-974	974	0-0	0	2-3259	1630
VMI	0-0	0	2-3035	1518	0-0	0	2-3035	1518
Western Carolina	2-2365	1182	1-2131	2131	0-0	0	3-4496	1499
Wofford	2-5414	2707	1-1043	1043	0-0	0	3-6457	2152
Totals	13-28477	2191	13-28477	2191	0-0	0	26-56954	2191

2018-19 Southern Conference  
INDIVIDUAL BASKETBALL STATISTICS  
Through games of Jan 04, 2019 (Conference games only)

To be ranked, a player must appear in at least 75.0% of their team's games.

SCORING							REBOUNDING							
	Cl	G	FG	3FG	FT	Pts	Avg/G		Cl	G	Off	Def	Total	Avg/G
1. Francis Alonso-UNCG	Sr	2	8	4	23	43	21.5	1. Jeromy Rodriguez-ETSU	Jr	3	12	25	37	12.3
2. Carlos Dotson-WCU	Jr	3	27	0	8	62	20.7	2. Carlos Dotson-WCU	Jr	3	12	23	35	11.7
Fletcher Magee-WOF	Sr	3	18	14	12	62	20.7	3. Matt Rafferty-FUR	Sr	3	8	22	30	10.0
4. Isaiah Miller-UNCG	So	2	18	1	4	41	20.5	4. Ruben Guerrero-SAM	Sr	3	5	22	27	9.0
5. Matt Rafferty-FUR	Sr	3	23	1	12	59	19.7	Ethan Stair-MER	Jr	2	8	10	18	9.0
6. Kevin Easley-UTC	Fr	3	19	7	12	57	19.0	6. Clay Mounce-FUR	So	3	10	16	26	8.7
7. Bubba Parham-VMI	So	2	13	7	4	37	18.5	7. Keve Aluma-WOF	So	3	6	19	25	8.3
8. Zane Najdawi-CIT	Sr	2	12	6	6	36	18.0	Mladen Armus-ETSU	So	3	7	18	25	8.3
9. Ruben Guerrero-SAM	Sr	3	21	0	11	53	17.7	9. Eric Hamilton-UNCG	Jr	2	9	7	16	8.0
10. Jordan Lyons-FUR	Jr	3	19	11	3	52	17.3	Garrett Gilkeson-VMI	Jr	2	4	12	16	8.0
11. Ross Cummings-MER	So	2	10	7	5	32	16.0	11. Cameron Jackson-WOF	Sr	3	9	14	23	7.7
12. David Jean-Baptiste-UTC	So	3	17	7	6	47	15.7	12. Marc Gosselin-WCU	Sr	3	6	15	21	7.0
13. Cameron Jackson-WOF	Sr	3	17	1	11	46	15.3	13. Onno Steger-WCU	Jr	3	7	13	20	6.7
14. Lew Stallworth-CIT	Sr	2	13	1	3	30	15.0	14. Lew Stallworth-CIT	Sr	2	0	13	13	6.5
15. Ethan Stair-MER	Jr	2	9	3	5	26	13.0	15. Kevin Easley-UTC	Fr	3	4	15	19	6.3
16. Nathan Hoover-WOF	Jr	3	13	4	6	36	12.0	16. Zane Najdawi-CIT	Sr	2	5	7	12	6.0
Jeromy Rodriguez-ETSU	Jr	3	15	0	6	36	12.0	Myles Lewis-VMI	So	2	5	7	12	6.0
18. Brandon Austin-SAM	Jr	3	11	8	5	35	11.7	18. Cory Kilby-MER	Sr	2	5	6	11	5.5
Josh Sharkey-SAM	Jr	3	12	0	11	35	11.7	19. Josh Sharkey-SAM	Jr	3	2	14	16	5.3
20. Eric Hamilton-UNCG	Jr	2	8	0	7	23	11.5	20. Robert Allen-SAM	Fr	3	3	12	15	5.0
Alex Reed-CIT	So	2	8	3	4	23	11.5	Brandon Austin-SAM	Jr	3	3	12	15	5.0
22. Onno Steger-WCU	Jr	3	9	6	10	34	11.3	Isaiah Miller-UNCG	So	2	3	7	10	5.0
23. Patrick Good-ETSU	So	3	10	8	5	33	11.0							
Kyrin Galloway-UNCG	Jr	2	8	4	2	22	11.0							
25. Jaylen Stowe-MER	Sr	2	8	0	5	21	10.5							
26. Matt Pegram-WOF	Sr	3	15	1	0	31	10.3							
27. Isaiah Tisdale-ETSU	Jr	3	11	2	6	30	10.0							
Matt Frierson-CIT	Sr	2	5	5	5	20	10.0							
Myles Lewis-VMI	So	2	10	0	0	20	10.0							
30. Robert Allen-SAM	Fr	3	9	3	8	29	9.7							
Kameron Gibson-WCU	Fr	3	11	5	2	29	9.7							

FIELD GOAL PCT						ASSISTS				
	Cl	G	FGM	FGA	Pct.		Cl	G	No.	Avg/G
1. Isaiah Miller-UNCG	So	2	18	26	.692	1. Josh Sharkey-SAM	Jr	3	29	9.7
2. Matt Pegram-WOF	Sr	3	15	22	.682	2. Alex Hunter-FUR	So	3	17	5.7
3. Ruben Guerrero-SAM	Sr	3	21	33	.636	3. Lew Stallworth-CIT	Sr	2	10	5.0
4. Matt Rafferty-FUR	Sr	3	23	37	.622	4. Bubba Parham-VMI	So	2	7	3.5
5. Cameron Jackson-WOF	Sr	3	17	29	.586	5. David Jean-Baptiste-UTC	So	3	10	3.3
6. Carlos Dotson-WCU	Jr	3	27	48	.563	6. Matt Halvorsen-WCU	So	3	9	3.0
7. Kevin Easley-UTC	Fr	3	19	34	.559	Storm Murphy-WOF	So	3	9	3.0
8. David Jean-Baptiste-UTC	So	3	17	31	.548	Matt Rafferty-FUR	Sr	3	9	3.0
9. Lew Stallworth-CIT	Sr	2	13	24	.542	Kameron Gibson-WCU	Fr	3	9	3.0
10. Jeromy Rodriguez-ETSU	Jr	3	15	28	.536	Jonathan Scott-UTC	Jr	3	9	3.0
11. Ross Cummings-MER	So	2	10	19	.526	Garrett Gilkeson-VMI	Jr	2	6	3.0
12. Zane Najdawi-CIT	Sr	2	12	24	.500	Isaiah Miller-UNCG	So	2	6	3.0
13. Myles Lewis-VMI	So	2	10	22	.455	Demetrius Troy-UNCG	Sr	2	6	3.0
14. Fletcher Magee-WOF	Sr	3	18	41	.439	Francis Alonso-UNCG	Sr	2	6	3.0
15. Jordan Lyons-FUR	Jr	3	19	46	.413	15. Tray Boyd III-ETSU	Jr	3	8	2.7
						Jerry Johnson Jr.-UTC	Jr	3	8	2.7



2018-19 Southern Conference  
INDIVIDUAL BASKETBALL STATISTICS  
Through games of Jan 04, 2019 (Conference games only)

FREE THROW PCT					
	Cl	G	FTM	FTA	Pct.
1. Fletcher Magee-WOF	Sr	3	12	12	1.000
Matt Halvorsen-WCU	So	3	10	10	1.000
Garrett Gilkeson-VMI	Jr	2	7	7	1.000
Jaylen Stowe-MER	Sr	2	5	5	1.000
Matt Frierson-CIT	Sr	2	5	5	1.000
6. Ruben Guerrero-SAM	Sr	3	11	12	.917
7. Eric Hamilton-UNCG	Jr	2	7	8	.875
8. Kevin Easley-UTC	Fr	3	12	14	.857
9. Francis Alonso-UNCG	Sr	2	23	27	.852
10. Myron Gordon-SAM	Jr	3	11	13	.846
11. Ross Cummings-MER	So	2	5	6	.833
Ethan Stair-MER	Jr	2	5	6	.833
13. Onno Steger-WCU	Jr	3	10	13	.769
14. Zane Najdawi-CIT	Sr	2	6	8	.750
15. Josh Sharkey-SAM	Jr	3	11	15	.733
Cameron Jackson-WOF	Sr	3	11	15	.733

STEALS				
	Cl	G	No.	Avg/G
1. Isaiah Miller-UNCG	So	2	8	4.0
2. Josh Sharkey-SAM	Jr	3	11	3.7
3. Matt Rafferty-FUR	Sr	3	9	3.0
4. Zane Najdawi-CIT	Sr	2	5	2.5
5. Isaiah Tisdale-ETSU	Jr	3	6	2.0
Cameron Jackson-WOF	Sr	3	6	2.0
Ethan Stair-MER	Jr	2	4	2.0
Cory Kilby-MER	Sr	2	4	2.0
Matt Frierson-CIT	Sr	2	4	2.0
10. Carlos Dotson-WCU	Jr	3	4	1.3
Nathan Hoover-WOF	Jr	3	4	1.3
Robert Allen-SAM	Fr	3	4	1.3
Ruben Guerrero-SAM	Sr	3	4	1.3
14. Marc Gosselin-WCU	Sr	3	3	1.0
Mladen Armus-ETSU	So	3	3	1.0
Kameron Gibson-WCU	Fr	3	3	1.0
Jeromy Rodriguez-ETSU	Jr	3	3	1.0
David Jean-Baptiste-UTC	So	3	3	1.0
Matt Halvorsen-WCU	So	3	3	1.0
Eric Hamilton-UNCG	Jr	2	2	1.0
Francis Alonso-UNCG	Sr	2	2	1.0
Daniel Love-MER	Fr	2	2	1.0
Lew Stallworth-CIT	Sr	2	2	1.0
Garrett Gilkeson-VMI	Jr	2	2	1.0
CJ Williamson-MER	Fr	2	2	1.0
Bubba Parham-VMI	So	2	2	1.0
Kaleb Hunter-UNCG	Fr	2	2	1.0

3-POINT FG PCT					
	Cl	G	3FG	FGA	Pct.
1. Kevin Easley-UTC	Fr	3	7	10	.700
2. Kevion Nolan-SAM	So	3	7	11	.636
3. Zane Najdawi-CIT	Sr	2	6	11	.545
4. David Jean-Baptiste-UTC	So	3	7	14	.500
Kyrin Galloway-UNCG	Jr	2	4	8	.500
Tyler Burgess-CIT	Jr	2	4	8	.500
7. Ross Cummings-MER	So	2	7	15	.467
8. Fletcher Magee-WOF	Sr	3	14	31	.452
9. Patrick Good-ETSU	So	3	8	19	.421
Brandon Austin-SAM	Jr	3	8	19	.421
11. Bubba Parham-VMI	So	2	7	17	.412
12. Jake Stephens-VMI	Fr	2	4	10	.400
13. Matt Frierson-CIT	Sr	2	5	13	.385
14. Jordan Lyons-FUR	Jr	3	11	29	.379
15. Onno Steger-WCU	Jr	3	6	16	.375
Alex Reed-CIT	So	2	3	8	.375

3-POINT FG MADE				
	Cl	G	3FG	Avg/G
1. Fletcher Magee-WOF	Sr	3	14	4.7
2. Jordan Lyons-FUR	Jr	3	11	3.7
3. Ross Cummings-MER	So	2	7	3.5
Bubba Parham-VMI	So	2	7	3.5
5. Zane Najdawi-CIT	Sr	2	6	3.0
6. Patrick Good-ETSU	So	3	8	2.7
Brandon Austin-SAM	Jr	3	8	2.7
8. Matt Frierson-CIT	Sr	2	5	2.5
9. Kevion Nolan-SAM	So	3	7	2.3
Kevin Easley-UTC	Fr	3	7	2.3
David Jean-Baptiste-UTC	So	3	7	2.3
12. Onno Steger-WCU	Jr	3	6	2.0
Francis Alonso-UNCG	Sr	2	4	2.0
Kyrin Galloway-UNCG	Jr	2	4	2.0
Jake Stephens-VMI	Fr	2	4	2.0
Tyler Burgess-CIT	Jr	2	4	2.0

BLOCKED SHOTS				
	Cl	G	No.	Avg/G
1. Ruben Guerrero-SAM	Sr	3	9	3.0
2. Clay Mounce-FUR	So	3	6	2.0
3. Matt Rafferty-FUR	Sr	3	5	1.7
4. Zane Najdawi-CIT	Sr	2	3	1.5
5. Carlos Dotson-WCU	Jr	3	4	1.3
6. Jeromy Rodriguez-ETSU	Jr	3	3	1.0
Justin Brown-UTC	Fr	3	3	1.0
Kevin Easley-UTC	Fr	3	3	1.0
Mladen Armus-ETSU	So	3	3	1.0
Cameron Jackson-WOF	Sr	3	3	1.0
Keve Aluma-WOF	So	3	3	1.0
Matt Pegram-WOF	Sr	3	3	1.0
13. Isaiah Tisdale-ETSU	Jr	3	2	0.7
Brandon Austin-SAM	Jr	3	2	0.7
Noah Gurley-FUR	Fr	3	2	0.7

ASSIST/TURNOVER RATIO					
	Cl	G	Ast.	T/O	Ratio
1. Jonathan Scott-UTC	Jr	3	9	2	4.5
2. Alex Hunter-FUR	So	3	17	5	3.4
3. Lew Stallworth-CIT	Sr	2	10	3	3.3
4. Kameron Gibson-WCU	Fr	3	9	3	3.0
Matt Halvorsen-WCU	So	3	9	3	3.0
6. Storm Murphy-WOF	So	3	9	4	2.3
7. Isaiah Miller-UNCG	So	2	6	3	2.0
8. Matt Rafferty-FUR	Sr	3	9	5	1.8
9. Josh Sharkey-SAM	Jr	3	29	18	1.6
10. Garrett Gilkeson-VMI	Jr	2	6	4	1.5
Demetrius Troy-UNCG	Sr	2	6	4	1.5
12. David Jean-Baptiste-UTC	So	3	10	7	1.4
13. Francis Alonso-UNCG	Sr	2	6	5	1.2
14. Bubba Parham-VMI	So	2	7	11	0.6

2018-19 Southern Conference  
INDIVIDUAL BASKETBALL STATISTICS  
Through games of Jan 04, 2019 (Conference games only)

OFFENSIVE REBOUNDS	Cl	G	No.	Avg/G
1. Eric Hamilton-UNCG	Jr	2	9	4.5
2. Carlos Dotson-WCU	Jr	3	12	4.0
Jeromy Rodriguez-ETSU	Jr	3	12	4.0
Ethan Stair-MER	Jr	2	8	4.0
5. Clay Mounce-FUR	So	3	10	3.3
6. Cameron Jackson-WOF	Sr	3	9	3.0
Alex Reed-CIT	So	2	6	3.0
8. Matt Rafferty-FUR	Sr	3	8	2.7
9. Cory Kilby-MER	Sr	2	5	2.5
Myles Lewis-VMI	So	2	5	2.5
Zane Najdawi-CIT	Sr	2	5	2.5
12. Onno Steger-WCU	Jr	3	7	2.3
Mladen Armus-ETSU	So	3	7	2.3
14. Keve Aluma-WOF	So	3	6	2.0
Marc Gosselin-WCU	Sr	3	6	2.0
Noah Gurley-FUR	Fr	3	6	2.0
Garrett Gilkeson-VMI	Jr	2	4	2.0
Jaylen Stowe-MER	Sr	2	4	2.0

DEFENSIVE REBOUNDS	Cl	G	No.	Avg/G
1. Jeromy Rodriguez-ETSU	Jr	3	25	8.3
2. Carlos Dotson-WCU	Jr	3	23	7.7
3. Matt Rafferty-FUR	Sr	3	22	7.3
Ruben Guerrero-SAM	Sr	3	22	7.3
5. Lew Stallworth-CIT	Sr	2	13	6.5
6. Keve Aluma-WOF	So	3	19	6.3
7. Mladen Armus-ETSU	So	3	18	6.0
Garrett Gilkeson-VMI	Jr	2	12	6.0
9. Clay Mounce-FUR	So	3	16	5.3
10. Marc Gosselin-WCU	Sr	3	15	5.0
Kevin Easley-UTC	Fr	3	15	5.0
Ethan Stair-MER	Jr	2	10	5.0
13. Cameron Jackson-WOF	Sr	3	14	4.7
Josh Sharkey-SAM	Jr	3	14	4.7
15. Onno Steger-WCU	Jr	3	13	4.3

MINUTES PLAYED	Cl	G	No.	Avg/G
1. Matt Halvorsen-WCU	So	3	120	40.0
2. Matt Rafferty-FUR	Sr	3	117	39.0
3. Alex Hunter-FUR	So	3	116	38.7
4. Ethan Stair-MER	Jr	2	77	38.5
5. Carlos Dotson-WCU	Jr	3	108	36.0
Ross Cummings-MER	So	2	72	36.0
7. Jeromy Rodriguez-ETSU	Jr	3	107	35.7
8. Onno Steger-WCU	Jr	3	106	35.3
Josh Sharkey-SAM	Jr	3	106	35.3
10. David Jean-Baptiste-UTC	So	3	105	35.0

2018-19 Southern Conference  
Conference Team Highs  
Through games of Jan 04, 2019 (Conference games only)

TEAM HIGHS (highest totals made by)

Points	112	Wofford vs The Citadel (01/03/19)
	96	Samford vs VMI (12/29/18)
	90	Furman vs Western Carolina (12/01/18)
	88	Western Carolina at Furman (12/01/18)
	85	UNC Greensboro vs Chattanooga (12/29/18)
Margin	31 (112-81)	Wofford vs The Citadel (01/03/19)
	28 (96-68)	Samford vs VMI (12/29/18)
	23 (79-56)	ETSU vs Furman (12/29/18)
	20 (74-54)	Wofford at Western Carolina (12/29/18)
	18 (83-65)	Chattanooga vs VMI (12/09/18)
Field goals made	43	Wofford vs The Citadel (01/03/19)
	35	Samford vs VMI (12/29/18)
	34	Furman vs Western Carolina (12/01/18)
	33	Western Carolina at Furman (12/01/18)
	31	ETSU vs Samford (01/03/19)
Field goal attempts	80	Western Carolina at Furman (12/01/18)
	73	Furman vs Western Carolina (12/01/18)
	70	ETSU vs Samford (01/03/19)
	69	Mercer at The Citadel (12/01/18)
	65	VMI at Samford (12/29/18)
Field goal percentage	.672 (43-64)	Wofford vs The Citadel (01/03/19)
	.600 (30-50)	ETSU vs Furman (12/29/18)
	.565 (35-62)	Samford vs VMI (12/29/18)
	.529 (27-51)	Chattanooga at UNC Greensboro (12/29/18)
	.511 (24-47)	Chattanooga at Western Carolina (01/03/19)
3-Pt FG made	15	Wofford vs The Citadel (01/03/19)
	13	Chattanooga vs VMI (12/09/18)
	12	The Citadel vs Mercer (12/01/18)
	12	VMI at Samford (12/29/18)
	11	Chattanooga at Western Carolina (01/03/19)
3-Pt FG attempts	11	The Citadel at Wofford (01/03/19)
	37	Western Carolina at Furman (12/01/18)
	35	Mercer at The Citadel (12/01/18)
	34	Chattanooga vs VMI (12/09/18)
	34	VMI at Samford (12/29/18)
3-Pt percentage	33	The Citadel vs Mercer (12/01/18)
	.577 (15-26)	Wofford vs The Citadel (01/03/19)
	.500 (11-22)	Chattanooga at Western Carolina (01/03/19)
	.476 (10-21)	Samford vs VMI (12/29/18)
	.450 (9-20)	ETSU at Wofford (12/01/18)
Free throws made	.438 (7-16)	ETSU vs Furman (12/29/18)
	27	UNC Greensboro at Samford (12/22/18)
	24	Samford vs UNC Greensboro (12/22/18)
	20	UNC Greensboro vs Chattanooga (12/29/18)
	18	Wofford vs ETSU (12/01/18)
Free throw attempts	18	Western Carolina vs Chattanooga (01/03/19)
	36	UNC Greensboro at Samford (12/22/18)
	32	Samford vs UNC Greensboro (12/22/18)
	27	Western Carolina vs Chattanooga (01/03/19)
	24	Furman vs Western Carolina (12/01/18)
Free throw percentage	23	Western Carolina at Furman (12/01/18)
	23	Wofford vs ETSU (12/01/18)
	23	Samford vs VMI (12/29/18)
	.909 (20-22)	UNC Greensboro vs Chattanooga (12/29/18)
	.846 (11-13)	VMI at Chattanooga (12/09/18)

	.846	(11-13)	Wofford vs The Citadel (01/03/19)
	.842	(16-19)	The Citadel at Wofford (01/03/19)
	.800	(12-15)	Chattanooga vs VMI (12/09/18)
	.800	(12-15)	ETSU vs Furman (12/29/18)
Rebounds	53		Furman vs Western Carolina (12/01/18)
	48		ETSU vs Samford (01/03/19)
	46		Samford vs VMI (12/29/18)
	45		Western Carolina at Furman (12/01/18)
	42		The Citadel vs Mercer (12/01/18)
Assists	24		Wofford vs The Citadel (01/03/19)
	21		Samford vs VMI (12/29/18)
	20		Chattanooga vs VMI (12/09/18)
	18		ETSU vs Furman (12/29/18)
	17		Samford at ETSU (01/03/19)
Steals	11		Samford at ETSU (01/03/19)
	11		ETSU vs Samford (01/03/19)
	11		Mercer at Furman (01/03/19)
	10		The Citadel vs Mercer (12/01/18)
	10		UNC Greensboro vs Chattanooga (12/29/18)
Blocked shots	8		Furman vs Western Carolina (12/01/18)
	6		Chattanooga vs VMI (12/09/18)
	5		Samford vs UNC Greensboro (12/22/18)
	5		ETSU vs Furman (12/29/18)
	5		Samford vs VMI (12/29/18)
	5		ETSU vs Samford (01/03/19)
	5		Chattanooga at Western Carolina (01/03/19)
Turnovers	18		Western Carolina vs Wofford (12/29/18)
	18		Samford at ETSU (01/03/19)
	18		ETSU vs Samford (01/03/19)
	17		Chattanooga at UNC Greensboro (12/29/18)
	15		Furman vs Western Carolina (12/01/18)
	15		Wofford vs ETSU (12/01/18)
	15		Samford vs VMI (12/29/18)
	15		Furman vs Mercer (01/03/19)
Fouls	25		UNC Greensboro vs Chattanooga (12/29/18)
	23		Wofford at Western Carolina (12/29/18)
	22		Samford vs UNC Greensboro (12/22/18)
	22		Western Carolina vs Chattanooga (01/03/19)
	21		Western Carolina at Furman (12/01/18)
	21		UNC Greensboro at Samford (12/22/18)

2018-19 Southern Conference  
Conference Individual Highs  
Through games of Jan 04, 2019 (Conference games only)

INDIVIDUAL PLAYER GAME HIGHS

Points	30		Francis Alonso (UNC Greensboro) at Samford (12/22/18)
	29		Jordan Lyons (Furman) vs Western Carolina (12/01/18)
	27		Carlos Dotson (Western Carolina) at Furman (12/01/18)
	26		Kevin Easley (Chattanooga) vs VMI (12/09/18)
	24		Fletcher Magee (Wofford) vs ETSU (12/01/18)
	24		Bubba Parham (VMI) at Samford (12/29/18)
	24		Fletcher Magee (Wofford) vs The Citadel (01/03/19)
Field goals made	12		Carlos Dotson (Western Carolina) at Furman (12/01/18)
	10		Jordan Lyons (Furman) vs Western Carolina (12/01/18)
	10		Kevin Easley (Chattanooga) vs VMI (12/09/18)
	10		Isaiah Miller (UNC Greensboro) vs Chattanooga (12/29/18)
	10		Nathan Hoover (Wofford) vs The Citadel (01/03/19)
Field goal attempts	26		Jordan Lyons (Furman) vs Western Carolina (12/01/18)
	21		Tray Boyd III (ETSU) vs Samford (01/03/19)
	20		Carlos Dotson (Western Carolina) at Furman (12/01/18)
	20		Bubba Parham (VMI) at Samford (12/29/18)
	18		Francis Alonso (UNC Greensboro) at Samford (12/22/18)
Field goal percentage	.800	(8-10)	Isaiah Miller (UNC Greensboro) at Samford (12/22/18)
	.800	(8-10)	Jeromy Rodriguez (ETSU) vs Furman (12/29/18)
	.769	(10-13)	Nathan Hoover (Wofford) vs The Citadel (01/03/19)
	.727	(8-11)	Ruben Guerrero (Samford) vs VMI (12/29/18)
	.727	(8-11)	Cameron Jackson (Wofford) at Western Carolina (12/29/18)
3-Pt FG made	6		Ross Cummings (Mercer) at The Citadel (12/01/18)
	6		Jordan Lyons (Furman) vs Western Carolina (12/01/18)
	6		Bubba Parham (VMI) at Samford (12/29/18)
	6		Fletcher Magee (Wofford) vs The Citadel (01/03/19)
	5		Fletcher Magee (Wofford) vs ETSU (12/01/18)
	5		Kevion Nolan (Samford) vs VMI (12/29/18)
	5		Kevin Easley (Chattanooga) at Western Carolina (01/03/19)
3-Pt FG attempts	17		Jordan Lyons (Furman) vs Western Carolina (12/01/18)
	13		Matt Halvorsen (Western Carolina) at Furman (12/01/18)
	12		Fletcher Magee (Wofford) vs ETSU (12/01/18)
	12		Bubba Parham (VMI) at Samford (12/29/18)
	12		Tray Boyd III (ETSU) vs Samford (01/03/19)
3-Pt percentage	1.000	(5-5)	Kevin Easley (Chattanooga) at Western Carolina (01/03/19)
	.833	(5-6)	Kevion Nolan (Samford) vs VMI (12/29/18)
	.667	(6-9)	Fletcher Magee (Wofford) vs The Citadel (01/03/19)
	.600	(6-10)	Ross Cummings (Mercer) at The Citadel (12/01/18)
	.500	(6-12)	Bubba Parham (VMI) at Samford (12/29/18)
Free throws made	17		Francis Alonso (UNC Greensboro) at Samford (12/22/18)
	10		Myron Gordon (Samford) vs UNC Greensboro (12/22/18)
	8		Matt Halvorsen (Western Carolina) vs Chattanooga (01/03/19)
	7		Ruben Guerrero (Samford) vs VMI (12/29/18)
	7		Eric Hamilton (UNC Greensboro) vs Chattanooga (12/29/18)
	7		Matt Rafferty (Furman) vs Mercer (01/03/19)
Free throw attempts	21		Francis Alonso (UNC Greensboro) at Samford (12/22/18)
	11		Myron Gordon (Samford) vs UNC Greensboro (12/22/18)
	9		Cameron Jackson (Wofford) vs ETSU (12/01/18)
	8		Ruben Guerrero (Samford) vs VMI (12/29/18)
	8		Eric Hamilton (UNC Greensboro) vs Chattanooga (12/29/18)
	8		Matt Rafferty (Furman) vs Mercer (01/03/19)
	8		Matt Halvorsen (Western Carolina) vs Chattanooga (01/03/19)
Free throw percentage	1.000	(8-8)	Matt Halvorsen (Western Carolina) vs Chattanooga (01/03/19)
	.909	(10-11)	Myron Gordon (Samford) vs UNC Greensboro (12/22/18)
	.810	(17-21)	Francis Alonso (UNC Greensboro) at Samford (12/22/18)

Rebounds	19	Jeromy Rodriguez (ETSU) vs Samford (01/03/19)
	17	Mladen Armus (ETSU) vs Samford (01/03/19)
	15	Matt Rafferty (Furman) vs Western Carolina (12/01/18)
	14	Ethan Stair (Mercer) at The Citadel (12/01/18)
	14	Carlos Dotson (Western Carolina) at Furman (12/01/18)
	14	Carlos Dotson (Western Carolina) vs Chattanooga (01/03/19)
Assists	14	Josh Sharkey (Samford) at ETSU (01/03/19)
	10	Alex Hunter (Furman) vs Western Carolina (12/01/18)
	9	Josh Sharkey (Samford) vs UNC Greensboro (12/22/18)
	6	Matt Halvorsen (Western Carolina) at Furman (12/01/18)
	6	Jerry Johnson Jr. (Chattanooga) vs VMI (12/09/18)
Steals	6	Josh Sharkey (Samford) vs VMI (12/29/18)
	6	Josh Sharkey (Samford) vs UNC Greensboro (12/22/18)
	6	Isaiah Miller (UNC Greensboro) vs Chattanooga (12/29/18)
	4	Matt Frierson (The Citadel) vs Mercer (12/01/18)
	4	Zane Najdawi (The Citadel) vs Mercer (12/01/18)
	4	Ruben Guerrero (Samford) at ETSU (01/03/19)
Blocked shots	4	Matt Rafferty (Furman) vs Western Carolina (12/01/18)
	4	Ruben Guerrero (Samford) vs VMI (12/29/18)
	3	Zane Najdawi (The Citadel) vs Mercer (12/01/18)
	3	Clay Mounce (Furman) vs Western Carolina (12/01/18)
	3	Ruben Guerrero (Samford) vs UNC Greensboro (12/22/18)
	3	Lucas N'Guessan (ETSU) vs Furman (12/29/18)
Turnovers	8	Josh Sharkey (Samford) at ETSU (01/03/19)
	6	Jordan Lyons (Furman) vs Western Carolina (12/01/18)
	6	Bubba Parham (VMI) at Chattanooga (12/09/18)
	5	Djordje Dimitrijevic (Mercer) at The Citadel (12/01/18)
	5	Josh Sharkey (Samford) vs UNC Greensboro (12/22/18)
	5	Josh Sharkey (Samford) vs VMI (12/29/18)
	5	Bubba Parham (VMI) at Samford (12/29/18)
	5	David Jean-Baptiste (Chattanooga) at UNC Greensboro (12/29/18)
	5	Carlos Dotson (Western Carolina) vs Wofford (12/29/18)