

2018-2019

Southern Conference Men's Basketball



#SoConHoops

702 North Pine Street, Spartanburg, SC 29303 • 864-591-5100 • Fax: 864-591-3448

Phil Perry, Assistant Commissioner for Media Relations (FB contact)

facebook.com/SouthernConference • twitter.com/SoConSports • instagram.com/SouthernConference

2018-19 SOUTHERN CONFERENCE BASKETBALL STANDINGS

	Conference					Overall					
	W-L	Pct.	H	A	ST	W-L	Pct.	H	A	N	ST
Wofford	4-0	1.000	3-0	1-0	W4	12-4	.750	9-1	3-3	0-0	W3
UNCG	3-0	1.000	1-0	2-0	W3	14-2	.875	7-0	6-2	1-0	W7
Furman	3-1	.750	3-0	0-1	W2	14-2	.875	9-0	5-2	0-0	W2
ETSU	3-1	.750	3-0	0-1	W3	13-4	.765	9-0	3-4	1-0	W5
Chattanooga	2-2	.500	1-0	1-2	L1	7-10	.412	5-1	2-7	0-2	L1
The Citadel	1-2	.333	1-0	0-2	L2	9-5	.643	6-1	3-4	0-0	L3
Samford	1-3	.250	1-1	0-2	L2	11-6	.647	8-2	3-4	0-0	L2
Western Carolina	1-3	.250	1-2	0-1	W1	4-13	.235	3-3	1-8	0-2	W1
VMI	0-3	.000	0-1	0-2	L3	6-9	.400	5-2	1-7	0-0	L2
Mercer	0-3	.000	0-0	0-3	L3	5-10	.333	5-1	0-8	0-1	L3

UPCOMING SCHEDULE (ALL TIMES EASTERN)

Jan. 10 (Thursday)

*ETSU at The Citadel, 7 p.m.	ESPN+
*Furman at VMI, 7 p.m.	ESPN3
*Western Carolina at Mercer, 7 p.m.	ESPN+
*Wofford at UNCG, 7 p.m.	ESPN3

Jan. 12 (Saturday)

*Western Carolina at The Citadel, 1 p.m.	Nexstar/ESPN+
*Wofford at VMI, 1 p.m.	ESPN+
*ETSU at Mercer, 4:30 p.m.	ESPN3
*Samford at Chattanooga, 4:30 p.m.	ESPN3
*Furman at UNCG, 5 p.m.	ESPN3

Nexstar affiliates for Jan. 12:

WYCW (Greenville/Spartanburg/Asheville)
WCBD (Charleston)

Jan. 17 (Thursday)

*VMI at ETSU, 7 p.m.	ESPN+
*UNCG at Western Carolina, 7:30 p.m.	ESPN+
*The Citadel at Samford, 8 p.m.	ESPN+
*Mercer at Chattanooga, 8 p.m.	ESPN3

Jan. 19 (Saturday)

*Western Carolina at VMI, 1 p.m.	Nexstar/ESPN+
*Mercer at Samford, 3 p.m.	ESPN3
*UNCG at ETSU, 4 p.m.	ESPN3
*The Citadel at Chattanooga, 4:30 p.m.	ESPN3
*Furman at Wofford, 7 p.m.	Nexstar/ESPN3

Nexstar affiliates for Jan. 19:

WYCW (Greenville/Spartanburg/Asheville)
WWCW (Lynchburg)

Jan. 24 (Thursday)

*The Citadel at UNCG, 7 p.m.	ESPN+
*Chattanooga at Furman, 7 p.m.	ESPN+
*Samford at Wofford, 7 p.m.	ESPN+
*VMI at Mercer, 7:30 p.m.	ESPN+

SOCON PLAYER OF THE WEEK (1/8)

Matt Rafferty, Sr., F Furman

Rafferty notched a career high in scoring, posted a pair of double-doubles to run his season total to eight, and surpassed the 1,000-point benchmark for his career in leading the Paladins to wins over Mercer and The Citadel. For the week, he averaged 23.5 points, 11.0 rebounds and 3.0 steals per game.

In Furman's 71-58 win over the Bears on Thursday, Rafferty scored 19 points and pulled down 10 rebounds, shooting 6-for-9 from the floor and going 7-for-8 from the free-throw line. With his second bucket of the evening, he became the 44th member of the Paladins' 1,000-point club.

Two days later, the Hinsdale, Illinois, native went off for a career-high 28 points and added 12 boards to lead Furman to a 101-85 win over the Bulldogs. Rafferty was 11-for-15 from the floor and 6-for-6 from the free-throw line, adding three steals for the second straight game.



NOTES

• Eight Southern Conference squads are in action Thursday, highlighted by a showdown between Wofford and UNC Greensboro, the lone remaining unbeaten teams in league play.

• UNCG is off to its best start in program history at 14-2 and has won seven straight contests. The Spartans, who on Saturday welcomed the return of defending SoCon Defensive Player of the Year James Dickey after a six-game absence due to an injury, will be putting their school-record 17-game home winning streak on the line against the Terriers. UNCG will also be seeking its first-ever 4-0 SoCon start.

• Wofford will be looking for its first-ever 5-0 start to SoCon play. The Terriers opened the 2014-15 season 4-0 en route to a 16-2 finish and regular-season title.

• Furman is receiving votes in this week's USA Today Coaches Top 25 this week after topping Mercer and The Citadel last week to move to 14-2. The Paladins appeared in the Associated Press Top 25 for three weeks and in the coaches' poll for a week in December.

• ETSU has won five straight contests to improve to 13-4 on the year. The Bucs vaulted into the CollegeInsider.com Mid-Major Top 25 this week, debuting at No. 14. The Southern Conference boasts four teams in the poll, tied for the most of any league, and has three top-10 teams – No. 3 UNCG, No. 5 Furman and No. 6 Wofford. Samford is receiving votes.

• Wofford's Fletcher Magee passed Davidson great Stephen Curry for the SoCon's career 3-point record Saturday. Magee hit five in the Terriers' 78-74 win over Mercer – including the record-breaker with 38 seconds left to make it a four-point game – pushing his career total to 415, one more than Curry totaled. While Curry hit his 414 in just three years, it's worth noting that Magee surpassed Curry's mark in 43 fewer career attempts (1,004-961). Magee is now ninth in NCAA Division I history in 3-point makes, while Curry is 10th.

• Magee is fifth in NCAA DI history with a career 91.1 free-throw percentage. This season, he is 47-for-50 (94.0 percent) and has made 24 straight. The Citadel's Matt Frierson posted a perfect 27-for-27 from the free-throw line this season and has made 63 of his last 64 dating back to last season.

• Western Carolina picked up its first SoCon win of the season – and its first under coach Mark Prosser – with a 76-69 win over Samford on Saturday. Onno Steger scored a career-high 23 points to lead the way, while Carlos Dotson posted his seventh double-double of the season (and second straight) with 13 points and 15 rebounds.

• ETSU leads DI in rebounding margin at +13.8 per game. Since 1984-85, just one SoCon team has posted a double-digit rebounding margin for a season, when Chattanooga posted a +10.8 differential in 2004-05.

For additional notes, see page 2

CONFERENCE NEWS AND NOTES

• After averaging 15.4 points and shooting 50.8 percent from the floor in his first seven games, Mercer's Djordje Dimitrijevic averaged 5.2 points and shot 24.4 percent in his next five. In his last three games, however, Dimitrijevic has averaged 17.3 points and shot 63.3 percent from the floor.

• ETSU redshirt junior forward Jeremy Rodriguez holds the national lead with 198 total rebounds and is fourth with 11.6 per game. The last Buc to lead the SoCon in rebounding for a season was Dillion Sneed with 9.5 in 2004-05, ETSU's final season in the league before returning in 2014-15. Rodriguez, who is scoring at a clip of 11.4 points per game, is in position to be the first SoCon player to average a double-double for the season since UNCG's Ben Stywall averaged 14.3 points and 10.4 rebounds per game in 2009-10.

• VMI sophomore Bubba Parham leads the league in scoring at 21.9 points per game this year. Should Parham finish the season in the top position, it would mark the third time in four seasons that a Keydet has done so, as QJ Peterson paced the SoCon in points per game in both 2015-16 and 2016-17.

• Furman's Matt Rafferty and The Citadel's Matt Frierson both reached 1,000 points for their careers on Jan. 3. They joined The Citadel's Zane Najdawi, UNCG's Francis Alonso and Wofford's Cameron Jackson and Fletcher Magee as active SoCon players with 1,000 or more career points.

• UNCG's victory over Chattanooga on Dec. 29 gave coach Wes Miller a program-record 125 career wins, breaking a tie with former Spartan coach Mike Dement. Now with 126 to his credit, Miller is 12 wins shy of entering the SoCon's all-time top 25.

• The Citadel continues to lead Division I in scoring at 96.8 points per game. The Bulldogs have hit 100 points four times this season.

ALL-AROUND SUCCESS

Furman senior forward Matt Rafferty is the only player in the SoCon to rank in the top 10 in scoring, rebounding, assists, steals and blocked shots. Only three other qualified players in the league appear in the top 10 in even three of those categories, with Cameron Jackson of Wofford appearing in four.

	Pts	Reb	Ast	St	Blk
Matt Rafferty, FUR	5th	3rd	4th	3rd	3rd
	17.6	9.2	4.1	2.3	1.4
Cameron Jackson, WOF	8th	6th	x	6th	5th
	15.2	7.8	x	1.6	1.1
Jeremy Rodriguez, ETSU	x	1st	x	8th	7th
	x	11.6	x	1.3	0.8
Ruben Guerrero, SAM	10th	5th	x	x	1st
	14.8	8.2	x	x	2.1

Did you know?

• VMI sophomore guard Bubba Parham scored at least 30 points in four straight contests from Nov. 18-27, making him the first SoCon player to accomplish that feat since Davidson's Stephen Curry did so from Nov. 17-24, 2008.

• Furman's Jordan Lyons' 54 points against North Greenville on Nov. 13 were the most scored by an NCAA Division I player since Jodie Meeks of Kentucky scored 54 in 2009.

Preseason predictions

Defending regular-season and tournament champion UNCG was the preseason pick to win the league in 2018-19 among the league's 10 head coaches and media. Wofford's Fletcher Magee was the coaches' selection for preseason player of the year.

Preseason Player of the Year
Fletcher Magee, Sr., G, Wofford

Preseason All-Southern Conference Team

Zane Najdawi, Sr., F, The Citadel
Tray Boyd III, Jr., G, ETSU
Bo Hodges, So., G/F, ETSU
Jeremy Rodriguez, R-Jr., F, ETSU
Matt Rafferty, Sr., F, Furman
Ross Cummings, Jr., G, Mercer
Francis Alonso, Sr., G, UNCG
James Dickey, Jr., F, UNCG
Bubba Parham, So., G, VMI
Cameron Jackson, Sr., F, Wofford
Fletcher Magee, Sr., G, Wofford

Coaches poll

Team (1st)	Total	Media poll Team (1st)	Total
1. UNCG (6)	78	1. UNCG (16)	231
2. Wofford (4)	74	2. Wofford (6)	214
3. ETSU	67	3. ETSU (2)	198
4. Furman	57	4. Furman	169
5. Mercer	48	5. Mercer	136
6. The Citadel	38	6. Chattanooga	103
7. Chattanooga	30	7. The Citadel	96
8. Samford	26	8. Samford	69
9. Western Carolina	20	9. Western Carolina	59
10. VMI	12	10. VMI	45

Media poll

NET RANKINGS (AS OF JAN. 8)

The NCAA Evaluation Tool (NET) replaces the RPI this season and relies on game results, strength of schedule, game location, scoring margin, net offensive and defensive efficiency, and the quality of wins and losses to aid the NCAA in evaluating programs throughout the season. New rankings are released daily.

SoCon team	NET ranking
Wofford	42
Furman	64
UNCG	65
ETSU	69
Samford	134
The Citadel	161
Mercer	190
Chattanooga	266
Western Carolina	293
VMI	333

SoCON COACHING RECORDS

Coach, school	Career (yrs.)	School (yrs.)	SoCon (yrs.)
Duggar Baucom, The Citadel	230-247 (16th)	42-69 (4th)	20-55 (5th)
Steve Forbes, ETSU	255-93 (11th)	89-33 (4th)	45-13 (4th)
Bob Richey, Furman	37-13 (2nd)	Same	16-6 (2nd)
Bob Hoffman, Mercer	514-310 (25th)	203-155 (11th)	40-35 (5th)
Wes Miller, UNCG	126-112 (8th)	Same	71-53 (8th)
Scott Padgett, Samford	68-82 (5th)	Same	25-51 (5th)
Lamont Paris, Chattanooga	17-33 (2nd)	Same	5-17 (2nd)
Dan Earl, VMI	30-75 (4th)	Same	11-46 (4th)
Mark Prosser, Western Carolina	9-36 (2nd)	4-13 (1st)	1-3 (1st)
Mike Young, Wofford	281-243 (17th)	Same	161-124 (17th)

SoCON PLAYERS OF THE WEEK

Nov. 13	Josh Sharkey, Jr., G, SAM
Nov. 20	Jordan Lyons, Jr., G, FUR
Nov. 27	Low Stallworth, Gr., G, CIT
Dec. 4	Low Stallworth, Gr., G, CIT
Dec. 11	Jeremy Rodriguez, R-Jr., F, ETSU
Dec. 18	Matt Rafferty, Sr., F, FUR
Dec. 24	Francis Alonso, Sr., G, UNCG
Dec. 31	Jeremy Rodriguez, R-Jr., F, ETSU
Jan. 8	Matt Rafferty, Sr., F, FUR
Jan. 15	
Jan. 22	
Jan. 29	
Feb. 5	
Feb. 12	
Feb. 19	
Feb. 26	

SoCON PLAYERS OF THE MONTH

November	Matt Rafferty, Sr., F, FUR
December	Cameron Jackson, Sr., F, WOF
January	
February	

SoCON STUDENT-ATHLETE OF THE WEEK

Jan. 2	Zane Najdawi, Sr., F, CIT
--------	---------------------------

NATIONAL/REGIONAL RECOGNITION

Jerry West Shooting Guard of the Year Award

Watch list
Fletcher Magee, Wofford, Sr., G

Lou Henson Award (top DI mid-major player)

Watch list
Matt Rafferty, Furman, Sr., F
Francis Alonso, UNCG, Sr., G
James Dickey, UNCG, Jr., F
Cameron Jackson, Wofford, R-Sr., F
Fletcher Magee, Wofford, Sr., G

Kareem Abdul-Jabbar Award Watch List

James Dickey, UNCG, Jr., F

Senior CLASS Award candidate

Zane Najdawi, The Citadel, Sr., F

Andy Katz National Player of the Week

Jordan Lyons, Furman, Jr., G Nov. 19, 2018

THE SoCON VS. RANKED TEAMS

Furman's win at No. 8 Villanova on Nov. 17 was the SoCon's second road victory over a top-10 opponent in as many seasons, as Wofford downed then-No. 5 North Carolina in 2017. Coincidentally, Villanova and North Carolina were both defending national champions.

SoCon	Opp.	Score	Date
Furman	#8 Villanova	76-68 (OT)	11/17/18
Wofford	#5 North Carolina	79-75	12/20/17
Col. of Charleston	#21 Baylor	63-59	11/24/12
Davidson	#12 Kansas	80-74	12/19/11
Col. of Charleston	#9 North Carolina	82-79 (OT)	1/4/10
#23 Davidson	#24 Gonzaga	82-76	3/21/08
#23 Davidson	#8 Georgetown	74-70	3/23/08
#23 Davidson	#6 Wisconsin	73-56	3/28/08
Col. of Charleston	#3 North Carolina	66-64	12/5/98

COLLEGEINSIDER.COM MID-MAJOR TOP 25 (MORE DETAILS TO RIGHT -->)

School (1st-place)	PS	N12	N19	N26	D3	D10	D17	D24	D31	J7
Gonzaga (31)	1	1	1	1	1	1	1	1	1	1
Buffalo	2	2	2	2	2	2	2	2	2	2
UNC Greensboro	20	19	13	5	6	5	5	2	4	3
Murray State	18	16	10	11	12	11	10	10	9	4
Furman	8	6	4	3	3	3	7	11	8	6
Wofford	5	5	9	7	5	7	7	11	8	6
San Francisco	-	-	-	21	22	17	12	8	10	7
Belmont	17	10	5	3	4	4	4	4	6	8
Toledo	13	13	-	16	9	6	6	6	3	9
Charleston	-	24	25	24	13	12	9	7	7	10
Lipscomb	22	22	18	8	7	8	11	9	11	11
UC Irvine	24	23	15	17	18	13	13	14	15	12
Hofstra	-	-	-	-	-	-	-	23	22	13
ETSU	-	-	-	-	-	-	-	-	-	14
Stony Brook	-	-	-	25	14	15	15	16	16	15
Loyola Marymount	-	-	22	14	11	9	8	12	12	16
Liberty	-	-	-	-	24	24	17	22	20	17
Montana	16	14	19	13	17	19	19	15	13	18
New Mexico State	-	-	-	-	25	25	18	18	14	19
Georgia State	12	15	16	20	-	23	-	-	-	20
South Dakota State	5	3	7	10	8	10	14	17	17	21
Kent State	-	-	-	-	-	-	-	20	19	22
NJIT	-	-	-	-	-	-	25	24	25	23
Texas State	-	-	-	-	-	-	20	21	21	24
Ball State	-	-	-	-	-	-	-	-	-	25
Louisiana	11	12	23	23	19	16	21	19	18	-
Penn	23	18	21	-	-	20	16	13	23	-
Drake	-	-	-	-	-	-	-	25	24	-
BYU	4	4	3	6	15	14	22	-	-	-
Vermont	-	-	-	-	-	-	23	-	-	-
San Diego	-	-	-	-	-	22	24	-	-	-
Georgia Southern	-	-	17	12	21	18	-	-	-	-
Radford	-	-	-	-	16	21	-	-	-	-
Loyola Chicago	3	8	8	9	10	-	-	-	-	-
Illinois State	14	17	14	19	20	-	-	-	-	-
Northern Kentucky	-	-	24	-	23	-	-	-	-	-
Saint Mary's	9	7	4	15	-	-	-	-	-	-
Bradley	-	-	-	18	-	-	-	-	-	-
Harvard	7	11	12	22	-	-	-	-	-	-
Northeastern	6	6	11	-	-	-	-	-	-	-
Southern Illinois	10	9	20	-	-	-	-	-	-	-
Stephen F. Austin	19	21	-	-	-	-	-	-	-	-
Yale	25	25	-	-	-	-	-	-	-	-
Rider	15	-	-	-	-	-	-	-	-	-
Wright State	21	-	-	-	-	-	-	-	-	-

ASSOCIATED PRESS TOP 25

School (1st-place)	PS	N12	N19	N26	D3	D10	D17	D24	D31	J7
Duke (37)	4	1	1	3	3	2	2	1	1	1
Michigan (9)	19	18	9	7	5	4	2	2	2	2
Tennessee (13)	6	5	5	6	7	3	3	3	3	3
Virginia (5)	5	4	4	4	4	6	5	4	4	4
Gonzaga	3	3	3	1	1	4	8	7	7	5
Michigan State	10	11	11	9	10	9	10	8	8	6
Kansas	1	2	2	2	2	1	1	5	5	7
Texas Tech	-	-	-	20	13	11	12	11	11	8
Virginia Tech	15	16	13	13	15	13	13	10	10	9
Nevada	7	6	6	5	6	7	6	6	6	10
Auburn	11	9	8	8	8	8	7	12	12	11
North Carolina	8	7	7	11	14	12	9	14	15	12
Florida State	17	14	14	15	11	10	11	9	9	13
Mississippi State	18	17	15	25	22	18	17	19	17	14
NC State	-	-	-	-	-	-	-	20	18	15
Ohio State	-	-	23	16	19	15	15	13	14	16
Houston	-	-	-	-	-	24	21	22	19	17
Kentucky	2	10	10	10	9	19	19	16	13	18
Buffalo	-	25	22	21	17	14	14	21	20	19
Iowa State	-	-	-	-	-	-	-	-	-	20
Marquette	-	24	-	-	-	21	20	18	16	21
Indiana	-	-	-	-	-	t25	22	23	21	22
Oklahoma	-	-	-	-	-	-	-	25	23	23
St. John's	-	-	-	-	-	-	-	-	-	24
TCU	20	21	18	-	-	-	-	-	-	25
Wisconsin	-	-	25	22	12	16	16	15	22	-
Nebraska	-	-	-	24	-	25	-	24	-	-
Iowa	-	-	20	14	18	22	23	24	25	-
Arizona State	-	-	-	-	20	20	18	17	-	-
Furman	-	-	-	-	25	23	24	-	-	-
Villanova	8	-	23	21	16	-	-	-	-	-
Kansas State	11	12	t10	15	24	-	-	-	-	-
Purdue	22	19	18	24	-	-	-	-	-	-
Texas	-	-	17	-	-	-	-	-	-	-
Oregon	16	20	21	-	-	-	-	-	-	-
Clemson	23	16	24	-	-	-	-	-	-	-
UCLA	20	17	-	-	-	-	-	-	-	-
TCU	21	18	-	-	-	-	-	-	-	-
LSU	-	21	-	-	-	-	-	-	-	-
West Virginia	13	-	-	-	-	-	-	-	-	-
Syracuse	14	-	-	-	-	-	-	-	-	-
Washington	24	-	-	-	-	-	-	-	-	-

MID-MAJOR TOP 25 (JAN. 7)

The Southern Conference has four teams ranked in the CollegeInsider.com Mid-Major Top 25, with three in the top 10 and ETSU moving in at No. 14 this week.

CollegeInsider.com Mid-Major Top 25

Rank	School (1st-place)	Record	Pts.	LW	Conf.
1.	Gonzaga (31)	14-2	775	1	West Coast
2.	Buffalo	13-1	744	2	Mid-American
3.	UNC Greensboro	14-2	657	4	Southern
4.	Murray State	11-2	608	9	Ohio Valley
5.	Furman	14-2	599	5	Southern
6.	Wofford	12-4	595	8	Southern
7.	San Francisco	14-2	582	10	West Coast
8.	Belmont	10-3	527	6	Ohio Valley
9.	Toledo	12-2	518	3	Mid-American
10.	Charleston	13-3	472	7	Colonial
11.	Lipscomb	10-4	442	11	Atlantic Sun
12.	UC Irvine	12-4	365	15	Big West
13.	Hofstra	13-3	325	22	Colonial
14.	ETSU	13-4	289	NR	Southern
15.	Stony Brook	13-3	276	16	America East
16.	Loyola Marymount	13-3	268	12	West Coast
17.	Liberty	12-4	258	20	Atlantic Sun
18.	Montana	10-5	254	13	Big Sky
19.	New Mexico State	11-4	212	14	WAC
20.	Georgia State	11-4	177	NR	Sun Belt
21.	South Dakota State	12-6	176	17	Summit
22.	Kent State	11-3	114	19	Mid-American
23.	NJIT	13-3	105	25	Atlantic Sun
24.	Texas State	12-3	76	21	Sun Belt
25.	Ball State	10-4	75	NR	Mid-American

Others receiving votes: Yale 74, San Diego 71, Louisiana 70, Saint Mary's 69, Vermont 59, Loyola Chicago 50, Northern Kentucky 31, Penn 28, Central Michigan 19, UCSB 18, BYU 17, Drake 16, Princeton 12, Purdue-Fort Wayne 11, Georgia Southern 10, Stephen F Austin 9, Seattle 7, UL Monroe 6, Austin Peay 5, Brown 4, Samford 1.

USA TODAY COACHES TOP 25

School (1st-place)	PS	N19	N26	D3	D10	D17	D24	D31	J7
Virginia (11)	5	4	4	4	3	3	1	2	1
Duke (8)	3	1	3	3	2	2	2	1	2
Tennessee (6)	6	5	7	7	4	4	3	3	3
Michigan (6)	18	8	5	5	5	5	4	4	4
Michigan State	10	11	8	10	9	8	7	7	5
Gonzaga	4	3	1	1	6	9	8	8	6
Virginia Tech	17	14	12	14	13	13	10	10	7
Texas Tech	-	-	19	13	11	11	13	11	8
Kansas	1	2	2	2	1	1	5	6	9
Auburn	12	9	t10	9	8	7	t11	13	10
Nevada	9	7	6	6	7	6	6	5	11
North Carolina	7	6	13	12	12	10	14	15	12
Florida State	15	13	14	11	10	12	9	9	13
Mississippi State	19	15	25	22	17	16	t17	16	14
Houston	-	-	-	-	22	20	19	17	15
NC State	-	-	-	-	-	-	24	19	16
Ohio State	-	23	16	17	14	14	t11	12	17
Kentucky	2	10	9	8	18	18	15	14	18
Marquette	-	-	-	-	-	23	20	18	19
Buffalo	-	25	20	18	15	15	22	t20	20
Iowa State	-	-	-	-	-	-	-	-	21
Oklahoma	-	-	-	-	-	-	-	-	22
St. John's	-	-	-	-	-	-	-	-	23
Indiana	-	-	-	-	-	-	25	22	24
Iowa	-	22	15	19	21	21	21	t20	25
Wisconsin	-	-	22	16	19	17	16	t23	-
Nebraska	25	24	-	25	25	22	23	t23	-
Arizona State	-	-	-	20	20	19	t17	-	-
Maryland	-	-	-	23	23	24	-	-	-
Furman	-	-	-	-	-	25	-	-	-
Villanova	8	-	23	21	16	-	-	-	-
Kansas State	11	12	t10	15	24	-	-	-	-
Purdue	22	19	18	24	-	-	-	-	-
Texas	-	-	17	-	-	-	-	-	-
Oregon	16	20	21	-	-	-	-	-	-
Clemson	23	16	24	-	-	-	-	-	-
UCLA	20	17	-	-	-	-	-	-	-
TCU	21	18	-	-	-	-	-	-	-
LSU	-	21	-	-	-	-	-	-	-
West Virginia	13	-	-	-	-	-	-	-	-
Syracuse	14	-	-	-	-	-	-	-	-
Washington	24	-	-	-	-	-	-	-	-

Others receiving votes: Wisconsin 49, Villanova 45, TCU 44, Nebraska 20, UCF 14, Arizona State 13, Seton Hall 11, North Texas 9, Minnesota 7, **Furman 5**, Texas 2, Kansas State 1

ACTIVE SoCon CAREER LEADERS

Points scored

2,096	Fletcher Magee, Wofford, Sr.
1,805	Francis Alonso, UNCG, Sr.
1,400	Zane Najdawi, The Citadel, Sr.
1,135	Cameron Jackson, Wofford, R-Sr.
1,044	Matt Rafferty, Furman, Sr.

Points scored per game (min. 800 points)

18.23	Fletcher Magee, Wofford, Sr.
15.04	Francis Alonso, UNCG, Sr.
12.73	Zane Najdawi, The Citadel, Sr.
10.55	Matt Rafferty, Furman, Sr.
10.16	Nathan Hoover, Wofford, Jr.

Field-goal percentage (min. 240 made)

.589	Cameron Jackson, Wofford, R-Sr.	(10)
.577	Matt Rafferty, Furman, Sr.	
.489	Zane Najdawi, The Citadel, Sr.	
.454	Fletcher Magee, Wofford, Sr.	
.452	Marc Gosselin, Western Carolina, Sr.	

3-point field goals made

415	Fletcher Magee, Wofford, Sr.	(1)
344	Francis Alonso, UNCG, Sr.	(5)
283	Matt Frierson, The Citadel, Sr.	(9)
172	Quayson Williams, The Citadel, Sr.	
165	Jordan Lyons, Furman, Jr.	

3-point field-goal percentage (min. 120 made)

.432	Fletcher Magee, Wofford, Sr.	(10)
.415	Andrew Brown, Furman, Sr.	
.414	Francis Alonso, UNCG, Sr.	
.394	Nathan Hoover, Wofford, Jr.	
.378	Demetrius Troy, UNCG, Sr.	

Free-throw percentage (min. 110 made)

.911	Fletcher Magee, Wofford, Sr.	(1)
.874	Francis Alonso, UNCG, Sr.	(6)
.857	Matt Halvosen, WCU, So.	
.854	Nathan Hoover, Wofford, Jr.	
.794	Bubba Parham, VMI, So.	

Rebounds

700	Matt Rafferty, Furman, Sr.
630	Marc Gosselin, Western Carolina, Sr.
620	Zane Najdawi, The Citadel, Sr.
598	James Dickey, UNCG, Jr.
576	Cameron Jackson, Wofford, R-Sr.

Rebounds per game (min. 280 rebounds)

7.77	James Dickey, UNCG, Jr.
7.07	Matt Rafferty, Furman, Sr.
6.45	Mladen Armus, ETSU, So.
5.64	Marc Gosselin, Western Carolina, Sr.
5.58	Zane Najdawi, The Citadel, Sr.

Blocked shots

168	Zane Najdawi, The Citadel, Sr.
133	James Dickey, UNCG, Jr.
107	Cameron Jackson, Wofford, R-Sr.
85	Matt Rafferty, Furman, Sr.
48	Kyrin Galloway, UNCG, Jr.
48	Marc Gosselin, Western Carolina, Sr.

Steals

162	Josh Sharkey, Samford, Jr.
141	Cameron Jackson, Wofford, R-Sr.
139	Matt Rafferty, Furman, Sr.
133	Demetrius Troy, UNCG, Sr.
113	Quayson Williams, The Citadel, Sr.

Assists

414	Josh Sharkey, Samford, Jr.
377	Demetrius Troy, UNCG, Sr.
274	Francis Alonso, UNCG, Sr.
235	Matt Rafferty, Furman, Sr.
192	Storm Murphy, Wofford, So.

Assists per game (min. 150 assists)

4.99	Josh Sharkey, Samford, Jr.
3.92	Storm Murphy, Wofford, So.
3.34	Demetrius Troy, UNCG, Sr.
2.37	Matt Rafferty, Furman, Sr.
2.28	Francis Alonso, UNCG, Sr.

(SoCon career rank)

SoCon RECORD BOOK

INDIVIDUAL

Coaching victories at SoCon school

1.	447	Bob McKillop, DAV	1992-2014
2.	281	Mike Young, WOF	2002-present
3.	243	Mack McCarthy, UTC	1985-97
	243	Burton Shipley, MD	1923-47
5.	230	Bill Reinhart, GW	1935-42; 49-66

Coaching wins per season (min. two seasons)

Avg. Wins		Yrs.	
1.	26.7	187	7
2.	26.0	52	2
3.	25.3	76*	3
4.	24.3	146	6
5.	23.8	95	4

* Entering 2018-19 season

Field-goal percentage

Career (min. 400 made)

Pct.		FG-FGA	
1.	69.0	412-597	Ricky Nedd, APP 1991-94
2.	61.3	448-731	Kris Acox, FUR 2013-17
3.	60.2	442-734	Rich DiBenedetto, DAV 1978-81
4.	59.9	764-1276	Noah Dahlman, WOF 2007-11
5.	59.8	522-873	Kareem Livingston, APP 1997-98
6.	59.6	647-1,086	Kyle Hines, UNCG 2004-07
7.	59.3	426-718	Joey Brooks, FUR 1986-89
8.	59.2	415-701	Jeremy Simmons, CofC 2007-11
9.	58.9	548-930	Mike Groselle, CIT 2009-13
10.	58.9	469-796	Cameron Jackson, WOF 2014-pr.

3-point field goals made

Game	
1.	15 Keith Veney, Marshall* 12/16/96
15	Jordan Lyons, FUR* 11/15/18
3.	11 Elton Nesbitt, GSU vs. UTC 1/17/05
	11 Fletcher Magee, WOF at UTC 2/17/18
5.	10 Nine times. This season: Matt Frierson, CIT vs. Johnson 11/14/18 Bubba Parham, VMI at Kentucky 11/18/18

Career

1.	415	Fletcher Magee, WOF	2015-pr.
2.	414	Stephen Curry, DAV	2006-09
3.	396	Andrew Goudeock, CofC	2007-11
4.	358	Donald Sims, APP	2007-11
5.	344	Francis Alonso, UNCG	2015-pr.
6.	312	Karl Cochran, WOF	2011-15
7.	299	Ian Chadwick, WOF	1997-01
8.	295	Zach Urbanus, CIT	2007-11
9.	283	Matt Frierson, CIT	2015-pr.
10.	278	Jake Robinson, WCU	2006-10

3-point field goals attempts

Game	
1.	34 Jordan Lyons, FUR* Nov. 15, 2018
2.	25 Keith Veney, Marshall Dec. 16, 1996

* NCAA record

3-point percentage (min. 120 made)

Career	
Pct.	
3FG-3FGA	
1.	49.3 223-452 Keith Jennings, ETSU 1989-91
2.	45.2 126-279 Alan Puckett, CIT 1999-02
3.	45.1 146-324 Shawn Reid, FUR 1984-88
4.	44.7 159-356 Brandon Born, UTC 1991-95
5.	44.5 154-346 Derek Rucker, DAV 1985-88
6.	44.0 166-377 D. Denzel-Dyson, SAM 2016-18
7.	44.0 131-298 David Donerlson, WCU 1989-90
8.	43.4 190-438 Peter Anderer, DAV 2000-03
9.	43.2 189-437 Kemp Phillips, APP 1987-90
10.	43.2 415-961 Fletcher Magee, WOF 2015-pr.

Free-throw percentage (min. 200 made)

Career	
Pct.	
FT-FTA	
1.	91.1 339-372 Fletcher Magee, WOF 2015-pr.
2.	89.3 358-401 Nik Cochran, DAV 2009-13
3.	89.2 545-611 Donald Sims, APP 2007-11
4.	88.9 281-316 Chad Copeland, UTC 1993-94
5.	87.6 479-857 Stephen Curry, DAV 2007-09
6.	87.4 355-406 Francis Alonso, UNCG 2015-pr.
7.	86.6 214-247 Johnny Mitchell, VMI 1967-69
8.	86.4 260-301 Greg White, MAR 1978-81
9.	86.3 253-293 Jordan Strawberry, MER 2014-18
10.	86.3 201-233 Demetre Rivers, MER 2014-18

TEAM

Scoring

Game	
1.	154 Furman vs. The Citadel 1/8/55
2.	149 Furman vs. Newberry 2/13/54
3.	148 The Citadel vs. Mid-Atlantic Christian 11/12/18
4.	146 The Citadel vs. Johnson 11/11/16
5.	144 The Citadel vs. Toccoa Falls 12/7/16
6.	141 Western Carolina vs. Toccoa Falls 1/17/12
7.	137 Davidson vs. Warren Wilson 12/9/91
137	The Citadel vs. Johnson 11/14/18
9.	133 Western Carolina vs. Toccoa Falls 11/26/01
	133 VMI vs. Mid-Atlantic Christian 12/2/14

Field goals made

Game	
1.	63 Furman vs. Newberry 12/13/54
2.	61 Davidson vs. Warren Wilson 12/10/91
3.	61 Western Carolina vs. Toccoa Falls 11/6/01
4.	57 The Citadel vs. Mid-Atlantic Christian 11/12/18

Field-goal attempts

Game	
1.	116 Furman vs. The Citadel 1/8/55
2.	102 The Citadel vs. USC Aiken 2/17/82
3.	106 The Citadel vs. Johnson 11/11/16
4.	105 VMI vs. Mid-Atlantic Christian 12/2/14
5.	104 The Citadel vs. UMBC 12/19/16
6.	98 Davidson vs. New Hampshire 12/28/62
	98 Western Carolina vs. Toccoa Falls 11/20/08
98	The Citadel vs. Mid-Atlantic Christian 11/12/18

3-point field goals made

Game	
1.	24 VMI vs. Furman 2/12/15
2.	23 The Citadel vs. Mid-Atlantic Christian 11/12/18
23	The Citadel vs. High Point 11/27/18
4.	22 Ga. Southern vs. Chattanooga 1/17/05
5.	21 Furman vs. Virginia Intermont 12/29/04
21	VMI vs. Johnson 11/18/14
21	The Citadel vs. Ogelthorpe 11/10/17
21	Furman vs. North Greenville 11/15/18

3-point field-goal attempts

Game	
1.	57 VMI vs. Mid-Atlantic Christian 12/2/14
2.	55 VMI vs. Marist 12/13/14
3.	51 The Citadel vs. Mid-Atlantic Christian 11/12/18
4.	52 Davidson vs. Colby 11/21/06
5.	50 The Citadel at Air Force 12/2/15
	50 The Citadel vs. Johnson 11/13/16
	50 The Citadel vs. UMBC 12/19/16
8.	49 Furman vs. North Greenville 11/15/18
9.	48 The Citadel vs. Truett McConnell 11/15/16
48	The Citadel at Western Carolina 2/25/18
48	The Citadel vs. Johnson 11/14/18

Rebounds

Game	
1.	78 George Wash. vs. Georgetown 1968-69
2.	76 Davidson vs. VMI Jan. 8, 1970
3.	70 VMI vs. Mid-Atlantic Christian Dec. 2, 2014
4.	68 Davidson vs. Emory Nov. 9, 2007
5.	67 The Citadel vs. Clemson Nov. 25, 2000
	67 The Citadel vs. Johnson Nov. 13, 2016
7.	65 Ga. Southern vs. UC Davis Nov. 12, 2006
8.	64 ETSU vs. Reinhardt Dec. 3, 2018
9.	63 ETSU vs. UVA-Wise Nov. 18, 2014
63	The Citadel vs. Mid-Atlantic Christian 11/12/18

SPECIALTY STATS LEADERS

50-point games	Ovr.	SoCon
Jordan Lyons, FUR	1	0

40-point games	Ovr.	SoCon
Jordan Lyons, FUR	1	0

30-point games	Ovr.	SoCon
Bubba Parham, VMI	4	0
Matt Frierson, CIT	1	0
Jordan Lyons, FUR	1	0
Ross Cummings, MER	1	0
Francis Alonso, UNCG	1	1
Kyrin Galloway, UNCG	1	0
Kameron Gibson, WCU	1	0
Nathan Hoover, WOF	1	0

20-point games	Ovr.	SoCon
Bubba Parham, VMI	8	1
Lew Stallworth, CIT	6	1
Francis Alonso, UNCG	6	1
Fletcher Magee, WOF	6	3
Tray Boyd III, ETSU	5	1
Matt Rafferty, FUR	5	2
Jordan Lyons, FUR	4	1
Ross Cummings, MER	4	2
Josh Starkey, SAM	4	0
Kevin Easley, UTC	4	2
Cameron Jackson, WOF	4	1
Matt Frierson, CIT	3	0
Kaiden Rice, CIT	3	0
Brandon Austin, SAM	3	0
Ruben Guerrero, SAM	3	1
Kameron Gibson, WCU	3	1
Alex Reed, CIT	2	1
Clay Mounce, FUR	2	0
Djordje Dimitrijevic, MER	2	1
Isaiah Miller, UNCG	2	2
Myron Gordon, SAM	2	1
Carlos Dotson, WCU	2	1
Nathan Hoover, WOF	2	1
Zane Najdawi, CIT	1	0
Jeremy Rodriguez, ETSU	1	0
Kyrin Galloway, UNCG	1	0
Kaleb Hunter, UNCG	1	0
Keveon Nolan, SAM	1	0
Jerry Johnson Jr., UTC	1	0
Garrett Gilkeson, VMI	1	0
Jake Stephens, VMI	1	0
Matt Halvorsen, WCU	1	0
Onno Steger, WCU	1	1

15-rebound games	Ovr.	SoCon
Jeremy Rodriguez, ETSU	4	1
Matt Rafferty, FUR	2	1
Carlos Dotson, WCU	2	1
Mladen Armus, ETSU	1	1
Ruben Guerrero, SAM	1	0
Thomas Smallwood, UTC	1	0

10-rebound games	Ovr.	SoCon
Jeremy Rodriguez, ETSU	12	2
Matt Rafferty, FUR	8	3
Mladen Armus, ETSU	7	2
Carlos Dotson, WCU	7	3
Zane Najdawi, CIT	4	1
Clay Mounce, FUR	4	2
Robert Allen, SAM	4	0
James Dickey, UNCG	3	0
Ruben Guerrero, SAM	3	1
Tyler Creamer, VMI	3	0
Cameron Jackson, WOF	3	0
Lew Stallworth, CIT	2	0
Marc Gosselin, WCU	2	1
Keve Aluma, WOF	2	1
Hayden Brown, CIT	1	0
Kaelon Harris, CIT	1	0
Alex Reed, CIT	1	0
D'Andre Bernard, ETSU	1	0
Octavion Corley, ETSU	1	0
Fardaws Aimaq, MER	1	0
Ethan Stair, MER	1	1
Jaylen Stowe, MER	1	0
Eric Hamilton, UNCG	1	1
Brandon Austin, SAM	1	0

10-rebound games (cont.)	Ovr.	SoCon
Josh Starkey, SAM	1	0
Kevin Easley, UTC	1	0
Thomas Smallwood, UTC	1	0
Garrett Gilkeson, VMI	1	0
Chevez Goodwin, WOF	1	0

15-assist games	Ovr.	SoCon
10-assist games	Ovr.	SoCon
Lew Stallworth, CIT	3	0
Josh Starkey, SAM	3	1
Quayson Williams, CIT	1	0
Alex Hunter, FUR	1	1
Donovann Toatley, UTC	1	0
Greg Parham, VMI	1	0

5-block games	Ovr.	SoCon
Zane Najdawi, CIT	1	0
Octavion Corley, ETSU	1	0

Double-doubles	Ovr.	SoCon
Jeremy Rodriguez, ETSU	9	2
Matt Rafferty, FUR	8	3
Carlos Dotson, WCU	7	3
Lew Stallworth, CIT^	5	1
Zane Najdawi, CIT	4	1
Josh Starkey, SAM+	4	1
Clay Mounce, FUR	3	2
Ruben Guerrero, SAM	3	1
Cameron Jackson, WOF	3	0
Mladen Armus, ETSU	2	1
Hayden Brown, CIT	1	0
Alex Hunter, FUR*	1	1
Ethan Stair, MER	1	1
Jaylen Stowe, MER	1	0
James Dickey, UNCG	1	1
Eric Hamilton, UNCG	1	1
Robert Allen, SAM	1	0
Brandon Austin, SAM	1	0
Thomas Smallwood, UTC	1	0
Tyler Creamer, VMI	1	0
Garrett Gilkeson, VMI	1	0
Marc Gosselin, WCU	1	0
Chevez Goodwin, WOF	1	0

20/15 games	Ovr.	SoCon
Jeremy Rodriguez, ETSU	1	0
Ruben Guerrero, SAM	1	0

20/10 games	Ovr.	SoCon
Matt Rafferty, FUR	3	1
Ruben Guerrero, SAM	2	0
Zane Najdawi, CIT	1	0
Lew Stallworth, CIT	1	0
Jeremy Rodriguez, ETSU	1	0
Clay Mounce, FUR	1	0
Brandon Austin, SAM	1	0
Josh Starkey, SAM*	1	0
Carlos Dotson, WCU	1	1

^ 3 nonconference dbl-dbls were points/assists
+ 3 were points/assists
* points/assists

SoCon 3-POINT PROWESS

• Three league players have hit at least 10 3-pointers in a game this season, highlighted by Furman's Jordan Lyons matching the SoCon and NCAA Division I records with 15 against North Greenville on Nov. 13. The Citadel's Matt Frierson hit a school-record 10 in a win over Johnson University on Nov. 14 and VMI's Bubba Parham hit a school-record 10 in a loss at No. 10 Kentucky on Nov. 18. The Keydets hit 19 3s in the contest, the most ever against Kentucky and a Rupp Arena record.

• The Citadel has hit 23 3-pointers twice this season, falling one shy of the SoCon record both times. The Bulldogs set their school record with 23 against Mid-Atlantic Christian on Nov. 12 and matched it against High Point on Nov. 27.

• Furman matched its school record with 21 3-pointers against North Greenville on Nov. 13.

• The Citadel leads NCAA Division I with 13.8 made 3-pointers per game this season. The Bulldogs finished last season averaging 12.1 made 3-pointers per game, which was second in DI. Wofford finished fifth in 3-point percentage at 41.3.

• Wofford's Fletcher Magee is 10th in SoCon history with a career 3-point percentage of 43.2 (see chart on page 4).

• Magee (415, first), UNCG's Francis Alonso (344, fifth) and The Citadel's Frierson (283, ninth) are all in the top 10 in career 3-pointers in SoCon history. For more info, see the chart on the previous page.

• Five SoCon student-athletes have active streaks of at least 10 games with a made 3-pointer. The Citadel's Frierson has the longest active streak in the league at 52 games, followed closely by UNCG's Alonso's streak of 49 games.

Consecutive games with a 3-pointer				
Player, school	'18-19	'17-18	'16-17	Total
Matt Frierson, The Citadel	14	32	6	52
Francis Alonso, UNCG	16	33	x	49
Matt Halvorsen, WCU	17	x	x	17
Bubba Parham, VMI	11	x	x	11
Austin Vereen, VMI*		10	x	10

* has yet to play this season

• Frierson, whose 114 3-pointers last season were good for 10th in SoCon history, is on pace for 135 this season, a mark that would tie for third in SoCon history. Magee is on pace for 124 this year, a mark that would rank seventh in SoCon annals. With 148 made 3s last season, Magee finished second on the SoCon's single-season chart, trailing only Stephen Curry's NCAA-record 162 in 2007-08 in SoCon history. Magee's total was fifth in a season in DI history.

Single-season 3-pointers, SoCon history		
162	Stephen Curry, Davidson	2007-08
148	Fletcher Magee, Wofford	2017-18
135	Stephen McDowell, Chattanooga	2008-09
131	Andrew Goude-lock, Col. of Charleston	2010-11
130	Keith Veney, Marshall	1996-97
130	Stephen Curry, Davidson	2008-09
123	Donald Sims, Appalachian State	2009-10
122	Stephen Curry, Davidson	2006-07
118	Keddrick Mays, Chattanooga	2006-07
114	Matt Frierson, The Citadel	2017-18

Single-season 3-pointers, NCAA history		
162	Stephen Curry, Davidson	2007-08
158	Darrin Fitzgerald, Butler	1986-87
155	Akeem Richmond, East Carolina	2013-14
152	Freddie Banks, UNLV	1986-87
148	Fletcher Magee, Wofford	2017-18

SoCON vs. OTHER CONFERENCES

American Athletic (1-1)

11/14 SMU 98, Western Carolina 65
11/24 The Citadel 84, South Florida 81

Atlantic Coast (0-7)

11/6 #22 Clemson 100, The Citadel 80
11/6 #8 North Carolina 78, Wofford 67
11/9 Pittsburgh 94, VMI 55
11/24 NC State 78, Mercer 74
11/27 Wake Forest 71, Western Carolina 64
12/5 #15 Virginia Tech 89, VMI 68
12/5 NC State 100, Western Carolina 67

Atlantic Sun (6-1)

11/6 Samford 91, North Alabama 74
11/12 Samford 74, Kennesaw State 60
11/18 Jacksonville 74, Chattanooga 66
(Mobile, Ala.)
11/23 VMI 87, Stetson 79 (OT)
11/24 Western Carolina 77, Jacksonville 65
12/15 UNCG 53, North Alabama 48
12/21 VMI 89, North Alabama 68

Big 12 (0-3)

11/16 Texas 97, The Citadel 69
11/18 Oklahoma 75, Wofford 64
12/4 #2 Kansas 72, Wofford 47

Big East (1-1)

11/11 Creighton 75, ETSU 69
11/17 Furman 76, No. 8 Villanova 68 (OT)

Big South (12-4)

11/10 Wofford 68, High Point 60
11/13 Furman 88, Gardner-Webb 86 (OT)
11/14 VMI 78, USC Upstate 72
11/17 ETSU 76, Winthrop 74
11/25 Furman 65, UNC Asheville 51
11/27 The Citadel 112, High Point 87
12/1 Longwood 65, VMI 45
12/8 Western Carolina 71, UNC Asheville 59
12/8 #25 Furman 74, USC Upstate 60
12/11 #23 Furman 77, Charleston Southern 69
12/12 Presbyterian 103, VMI 70
12/15 High Point 86, Western Carolina 59
12/15 Wofford 92, UNC Asheville 49
12/18 The Citadel 82, Campbell 76
12/18 UNCG 65, Radford 58
12/29 Longwood 110, The Citadel 94

Big Ten (0-4)

11/20 #23 Ohio State 68, Samford 50
11/23 #8 Michigan 83, Chattanooga 55
12/15 Illinois 73, ETSU 55
12/18 #23 Iowa 78, Western Carolina 60

Colonial (7-1)

11/10 Coll. of Charleston 77, Western Carolina 74
11/13 UNCG 82, UNCW 61
11/20 The Citadel 91, James Madison 82 (OT)
11/23 UNCG 84, Delaware 65
12/4 #25 Furman 98, Elon 77
12/7 UNCG 75, Elon 74
12/15 #23 Furman 93, UNCW 50
12/21 Mercer 77, UNCW 73

Conference USA (2-3)

11/6 Chattanooga 80, Charlotte 69
11/6 UAB 75, Mercer 67
11/21 Southern Miss 68, Western Carolina 63
(Cancun, Mexico)
11/24 UNCG 80, Louisiana Tech 73
(Newark, Del.)
12/5 Florida Atlantic 68, Mercer 64

Horizon (1-1)

11/7 Wright State 96, Western Carolina 73
11/18 Samford 73, Cleveland State 60

Ivy (0-1)

12/29 Harvard 71, Mercer 67
(Atlanta, Ga.)

Mid-American (0-1)

12/21 Bowling Green 73, Western Carolina 52

Mid-Eastern Athletic (6-0)

11/6 UNCG 74, North Carolina A&T 66
11/20 Mercer 80, Maryland Eastern Shore 42
11/21 Wofford 98, Coppin State 65
11/25 Samford 77, South Carolina State 60
12/12 UNCG 77, Coppin State 54
12/22 ETSU 89, Norfolk State 61
(El Paso, Texas)

Missouri Valley (1-0)

11/9 Furman 60, Loyola Chicago 58

Mountain West (1-0)

12/21 ETSU 76, Wyoming 53
(El Paso, Texas)

Non-Division I (23-0)

11/6 Furman 102, Bob Jones 48
11/6 VMI 89, Washington College 56
11/8 ETSU 109, Hiwassee 44
11/9 Mercer 105, Piedmont 52
11/11 VMI 98, Goucher 34
11/12 The Citadel 148, Mid-Atlantic Christian 75
11/13 Chattanooga 92, Cumberland 61
11/13 Wofford 95, Carver 34
11/14 The Citadel 137, Johnson 60
11/14 Samford 66, Miles College 57
11/15 Furman 107, North Greenville 67
11/16 UNCG 105, Johnson & Wales 57
11/17 Western Carolina 94, Hiwassee 55
11/20 VMI 106, Kentucky Christian 80
11/21 Furman 74, Southern Wesleyan 57
11/23 Wofford 97, Mars Hill 46
11/27 Mercer 90, Brewton-Parker 65
11/27 UNCG 111, Greensboro College 33
11/27 Chattanooga 95, Hiwassee 62
12/3 ETSU 107, Reinhardt 60
12/5 The Citadel 127, Johnson & Wales 93
12/6 Wofford 112, Kentucky Christian 58
12/21 Chattanooga 79, Bryan 45

Ohio Valley (6-5)

11/9 Samford 92, Jacksonville State 72
11/10 Eastern Kentucky 81, Chattanooga 78
11/16 Mercer 77, UT Martin 60
11/17 Southeast Missouri 63, Chattanooga 42
(Mobile, Ala.)
11/20 Jacksonville State 84, Western Carolina 53
(Cancun, Mexico)
11/29 Belmont 99, Samford 93 (OT)
12/1 Chattanooga 71, Tennessee Tech 60
12/8 ETSU 80, UT Martin 62
12/13 Samford 77, Morehead State 72 (OT)
12/15 The Citadel 86, Southeast Missouri 74
12/18 UT Martin 75, Chattanooga 72

Pac-12 (0-0)

11/16 Wofford at Stanford, canc.

Patriot (0-1)

11/27 American 74, VMI 64

American Athletic.....	1-1
Atlantic Coast.....	0-7
Atlantic Sun.....	6-1
Big 12.....	0-3
Big East.....	1-1
Big South.....	12-4
Big Ten.....	0-4
Colonial.....	7-1
Conference USA.....	2-3
Horizon.....	1-1
Independent.....	0-0
Ivy.....	0-1
Mid-American.....	0-1
Mid-Eastern Athletic.....	6-0
Missouri Valley.....	1-0
Mountain West.....	1-0
Non-Division I.....	23-0
Ohio Valley.....	6-5
Pac-12.....	0-0
Patriot.....	0-1
Southeastern.....	1-8
Southland.....	2-0
Southwestern Athletic.....	2-0
Summit.....	2-0
Sun Belt.....	2-5
Western Athletic.....	1-0

Total.....	77-47
Home.....	52-7
Away.....	22-35
Neutral.....	3-5
vs. Top 25.....	1-12

Southeastern (1-8)

11/9 #23 LSU 97, UNCG 91
11/18 #10 Kentucky 92, VMI 82
11/26 Wofford 81, South Carolina 61
12/1 #9 Kentucky 78, UNCG 61
12/16 Ole Miss 90, Chattanooga 70
12/18 Florida 71, Mercer 63
12/19 #3 Tennessee 83, Samford 70
12/19 #17 Mississippi State 98, Wofford 87
12/21 LSU 75, #24 Furman 57

Southland (2-0)

11/20 ETSU 77, Sam Houston State 63
12/17 Samford 85, Houston Baptist 61

Southwestern Athletic (2-0)

11/19 UNCG 74, Prairie View A&M 66
12/9 Samford 77, Alabama A&M 59

Summit (2-0)

11/23 Samford 74, Purdue Fort Wayne 66
11/24 ETSU 79, North Dakota State 61

Sun Belt (2-5)


11/6 Georgia State 74, ETSU 68
11/13 Georgia State 62, Mercer 60
11/16 South Alabama 73, Chattanooga 54
11/27 ETSU 69, Georgia Southern 64
12/8 Georgia Southern 89, Mercer 74
12/9 Wofford 82, Coastal Carolina 71
12/12 Georgia State 95, Chattanooga 88

Western Athletic (1-0)

11/19 ETSU 86, Chicago State 61

Home teams underlined All times Eastern


2018-19 SoCon BASKETBALL SCHEDULES (ALL TIMES EASTERN)



The Citadel (9-5, 1-2 SoCon)

N6	at No. 22 Clemson (ACC Network Extra)	L, 80-100
N12	MID-ATLANTIC CHRISTIAN# (ESPN+)	W, 148-75
N14	JOHNSON UNIVERSITY# (ESPN3)	W, 137-60
N16	at Texas# (Longhorn Network)	L, 69-97
N20	at James Madison (Madison)	W, 91-82 (OT)
N24	at South Florida (ESPN3)	W, 84-81
N27	HIGH POINT (ESPN+)	W, 112-87
D1	*MERCER (ESPN+)	W, 79-69
D5	JOHNSON & WALES (ESPN3)	W, 127-93
D15	SOUTHEAST MISSOURI (ESPN+)	W, 86-74
D18	at Campbell (ESPN+)	W, 82-76
D29	LONGWOOD (ESPN3)	L, 94-110
J3	*at Wofford (ESPN+)	L, 81-112
J5	*at Furman (ESPN3)	L, 85-101
J10	*ETSU (ESPN+)	7 p.m.
J12	*WESTERN CAROLINA (Nexstar/ESPN+)	1 p.m.
J17	*at Samford (ESPN+)	8 p.m.
J19	*at Chattanooga (ESPN3)	4:30 p.m.
J24	*at UNCG (ESPN+)	7 p.m.
J26	*VMI (ESPN+)	1 p.m.
J31	*FURMAN (ESPN+)	7 p.m.
F2	*WOFFORD (Nexstar/ESPN3)	1 p.m.
F9	*at Mercer (ESPN3)	4 p.m.
F14	*at ETSU (ESPN3)	7 p.m.
F16	*at Western Carolina (ESPN+)	2 p.m.
F21	*CHATTANOOGA (ESPN3)	7 p.m.
F23	*SAMFORD (Nexstar/ESPN3)	1 p.m.
F28	*UNCG (ESPN+)	11:30 a.m.
M2	*at VMI (Nexstar/ESPN+)	1 p.m.
M8-11	at SoCon Championship (Asheville, N.C.)	


* - Southern Conference game
- Continental Tire Las Vegas Invitational (campus sites)



ETSU (13-4, 3-1 SoCon)

N6	at Georgia State# (ESPN+)	L, 68-74
N8	HIWASSEE (ESPN+)	W, 109-44
N11	at Creighton# (FS1)	L, 69-75
N17	at Winthrop (ESPN+)	W, 76-74
N19	CHICAGO STATE# (ESPN+)	W, 86-61
N20	SAM HOUSTON STATE# (ESPN3)	W, 77-63
N24	NORTH DAKOTA STATE (ESPN+)	W, 79-61
N27	at Georgia Southern (ESPN+)	W, 69-64
D1	*at Wofford (ESPN+)	L, 62-79
D3	REINHARDT (ESPN3)	W, 107-60
D8	UT MARTIN (ESPN+)	W, 80-62
D15	at Illinois (Big Ten Network Plus)	L, 55-73
D21	vs. Wyoming%	W, 76-53
D22	vs. Norfolk State%	W, 89-61
D29	*FURMAN (ESPN+)	W, 79-56
J3	*SAMFORD (ESPN3)	W, 81-72 (OT)
J5	*CHATTANOOGA (ESPN+)	W, 96-70
J10	*at The Citadel (ESPN+)	7 p.m.
J12	*at Mercer (ESPN3)	4:30 p.m.
J17	*VMI (ESPN+)	7 p.m.
J19	*UNCG (ESPN3)	4 p.m.
J26	*at Western Carolina (ESPN3)	7 p.m.
J31	*at Samford (ESPN3)	7:30 p.m.
F2	*at Chattanooga (ESPN3)	4:30 p.m.
F7	*WOFFORD (ESPN+)	7 p.m.
F9	*at Furman (Nexstar/ESPN+)	4 p.m.
F14	*THE CITADEL (ESPN3)	7 p.m.
F16	*MERCER (ESPN3)	4 p.m.
F21	*at VMI (ESPN+)	7 p.m.
F24	*at UNCG (ESPN+)	3 p.m.
M2	*WESTERN CAROLINA (ESPN+)	4 p.m.
M8-11	at SoCon Championship (Asheville, N.C.)	


* - Southern Conference game
- Cayman Islands Classic (campus sites)
% - WestStar Bank Don Haskins Sun Bowl Inv. (El Paso, Texas)



Furman (14-2, 3-1 SoCon)

N6	BOB JONES (ESPN+)	W, 102-48
N9	at Loyola Chicago (NBCSC/ESPN3)	W, 60-58
N13	GARDNER-WEBB (ESPN+)	W, 88-86 (OT)
N15	NORTH GREENVILLE# (ESPN3)	W, 107-67
N17	at No. 8 Villanova# (FS2)	W, 76-68 (OT)
N21	SOUTHERN WESLEYAN# (ESPN3)	W, 74-57
N25	at UNC Asheville (ESPN+)	W, 65-51
D1	*WESTERN CAROLINA (ESPN+)	W, 90-88 (2OT)
D4	at Elon (Phoenix All-Access)	W, 98-77
D8	at USC Upstate (ESPN+)	W, 74-60
D11	CHARLESTON SOUTHERN (ESPN3)	W, 77-69
D15	UNCW (ESPN+)	W, 93-50
D21	at LSU (SEC Network+)	L, 57-75
D29	*at ETSU (ESPN+)	L, 56-79
J3	*MERCER (ESPN+)	W, 71-58
J5	*THE CITADEL (ESPN3)	W, 101-85
J10	*at VMI (ESPN3)	7 p.m.
J12	*at UNCG (ESPN3)	5 p.m.
J19	*at Wofford (Nexstar/ESPN3)	7 p.m.
J24	*CHATTANOOGA (ESPN+)	7 p.m.
J26	*SAMFORD (ESPN3)	4:30 p.m.
J31	*at The Citadel (ESPN+)	7 p.m.
F2	*at Mercer (ESPN+)	4 p.m.
F7	*at Western Carolina (ESPN3)	7:30 p.m.
F9	*ETSU (Nexstar/ESPN+)	4 p.m.
F14	*UNCG (ESPN+)	7:30 p.m.
F16	*VMI (ESPN3)	4:30 p.m.
F23	*WOFFORD (ESPN3)	4 p.m.
F28	*at Samford (ESPN+)	7:30 p.m.
M2	*at Chattanooga (ESPN+)	2 p.m.
M8-11	at SoCon Championship (Asheville, N.C.)	


* - Southern Conference game
- Advocare Invitational (campus sites)



Mercer (5-10, 0-3 SoCon)

N6	at UAB	L, 67-75
N9	PIEDMONT (ESPN3)	W, 105-52
N13	at Georgia State (ESPN+)	L, 60-62
N16	UT MARTIN# (ESPN3)	W, 77-60
N20	MARYLAND EASTERN SHORE# (ESPN+)	W, 80-42
N24	at NC State# (ACC Network Extra)	L, 74-78
N27	BREWTON-PARKER (ESPN3)	W, 90-65
D1	*at The Citadel (ESPN+)	L, 69-79
D5	at Florida Atlantic (CUSA.TV)	L, 64-68
D8	GEORGIA SOUTHERN (ESPN3)	L, 74-89
D18	at Florida (SEC Network)	L, 63-71
D21	UNCW (ESPN+)	W, 77-73
D29	vs. Harvard^	L, 67-71
J3	*at Furman (ESPN+)	L, 58-71
J5	*at Wofford (Nexstar/ESPN3)	L, 74-78
J10	*WESTERN CAROLINA (ESPN+)	7 p.m.
J12	*ETSU (ESPN3)	4:30 p.m.
J17	*at Chattanooga (ESPN3)	8 p.m.
J19	*at Samford (ESPN3)	3 p.m.
J24	*VMI (ESPN+)	7:30 p.m.
J26	*at UNCG (ESPN+)	5 p.m.
J31	*WOFFORD (ESPN+)	7 p.m.
F2	*FURMAN (ESPN+)	4 p.m.
F9	*THE CITADEL (ESPN3)	4 p.m.
F14	*at Western Carolina (ESPN+)	7 p.m.
F16	*at ETSU (ESPN3)	4 p.m.
F21	*SAMFORD (ESPN+)	7 p.m.
F23	*CHATTANOOGA (ESPN3)	4 p.m.
F28	*at VMI (ESPN3)	7 p.m.
M2	*UNCG (ESPN+)	4:30 p.m.
M8-11	at SoCon Championship (Asheville, N.C.)	


* - Southern Conference game
- Wolfpack Classic (campus sites)
^ - Atlanta, Ga.



UNC Greensboro (14-2, 3-0 SoCon)

N6	at North Carolina A&T	W, 74-66
N9	at No. 23 LSU (SEC Network+)	L, 91-97
N13	at UNCW	W, 82-61
N16	JOHNSON & WALES# (SDN/Roku)	W, 105-57
N19	PRAIRIE VIEW A&M (ESPN+)	W, 74-66
N23	at Delaware# (YouTube)	W, 84-65
N24	vs. Louisiana Tech^	W, 80-73
N27	GREENSBORO COLLEGE# (SDN/Roku)	W, 111-33
D1	at No. 10 Kentucky (ESPN2)	L, 61-78
D7	at Elon (Phoenix All-Access)	W, 75-74
D12	COPPIN STATE (ESPN3)	W, 77-54
D15	NORTH ALABAMA& (ESPN+)	W, 53-48
D18	RADFORD (ESPN+)	W, 65-58
D22	*at Samford (ESPN+)	W, 83-75
D29	*CHATTANOOGA (ESPN+)	W, 85-72
J5	*at VMI (ESPN+)	W, 71-68
J10	*WOFFORD (ESPN3)	7 p.m.
J12	*FURMAN (ESPN3)	5 p.m.
J17	*at Western Carolina (ESPN+)	7:30 p.m.
J19	*at ETSU (ESPN3)	4 p.m.
J24	*THE CITADEL (ESPN+)	7 p.m.
J26	*MERCER (ESPN+)	5 p.m.
J31	*VMI (ESPN3)	7 p.m.
F7	*SAMFORD (ESPN+)	7 p.m.
F9	*at Chattanooga (ESPN+)	7 p.m.
F14	*at Furman (ESPN+)	7:30 p.m.
F16	*at Wofford (Nexstar/ESPN+)	7 p.m.
F21	*WESTERN CAROLINA (ESPN+)	7 p.m.
F24	*ETSU (ESPN+)	3 p.m.
F28	*at The Citadel (ESPN+)	11:30 a.m.
M2	*at Mercer (ESPN+)	4:30 p.m.
M8-11	at SoCon Championship (Asheville, N.C.)	

* - Southern Conference game
- Delaware Invitational (campus sites)
^ - Delaware Invitational (Newark, Del.)
& - Fleming Gymnasium




Samford (11-6, 1-3 SoCon)

N6	NORTH ALABAMA (ESPN3)	W, 91-74
N9	JACKSONVILLE STATE (ESPN3)	W, 92-72
N12	KENNESAW STATE (ESPN+)	W, 74-60
N14	MILES COLLEGE (ESPN3)	W, 66-57
N18	at Cleveland State# (ESPN+)	W, 73-60
N20	at No. 23 Ohio State# (BigTen2Go)	L, 50-68
N23	at Purdue Fort Wayne# (Mastodon All-Access)	W, 74-66
N25	SOUTH CAROLINA STATE# (ESPN+)	W, 77-60
N29	BELMONT (ESPN+)	L, 93-99 (OT)
D9	at Alabama A&M	W, 77-59
D13	MOREHEAD STATE (ESPN+)	W, 77-72 (OT)
D17	HOUSTON BAPTIST (ESPN+)	W, 85-61
D19	at No. 3 Tennessee (SEC Network+)	L, 70-83
D22	*UNCG (ESPN+)	L, 75-83
D29	*VMI (ESPN3)	W, 96-68
J3	*at ETSU (ESPN3)	L, 72-81 (OT)
J5	*at Western Carolina (ESPN+)	L, 69-76
J12	*at Chattanooga (ESPN3)	4:30 p.m.
J17	*THE CITADEL (ESPN+)	8 p.m.
J19	*MERCER (ESPN3)	3 p.m.
J24	*at Wofford (ESPN+)	7 p.m.
J26	*at Furman (ESPN3)	4:30 p.m.
J31	*ETSU (ESPN3)	7:30 p.m.
F2	*WESTERN CAROLINA (ESPN3)	3 p.m.
F7	*at UNCG (ESPN+)	7 p.m.
F9	*at VMI (ESPN+)	1 p.m.
F16	*CHATTANOOGA (ESPN+)	5 p.m.
F21	*at Mercer (ESPN+)	7 p.m.
F23	*at The Citadel (Nexstar/ESPN3)	1 p.m.
F28	*FURMAN (ESPN+)	7:30 p.m.
M2	*WOFFORD (ESPN3)	2 p.m.
M8-11	at SoCon Championship (Asheville, N.C.)	

* - Southern Conference game
- Buckeye Basketball Classic (campus sites)


2018-19 SoCon BASKETBALL SCHEDULES (ALL TIMES EASTERN)



Chattanooga
(7-10, 2-2 SoCon)

N6	at Charlotte (CUSA-TV)	W, 80-69
N10	EASTERN KENTUCKY	L, 78-81
N13	CUMBERLAND# (ESPN+)	W, 92-61
N16	at South Alabama# (ESPN+)	L, 54-73
N17	vs. Southeast Missouri^	L, 42-63
N18	vs. Jacksonville^	L, 66-74
N23	at No. 8 Michigan (Big Ten Network)	L, 55-83
N27	HIWASSEE (ESPN3)	W, 95-62
D1	TENNESSEE TECH (ESPN+)	W, 71-60
D9	*VMI (ESPN+)	W, 83-65
D12	at Georgia State (ESPN+)	L, 88-95
D16	at Ole Miss (SEC Network)	L, 70-90
D18	at UT Martin (ESPN+)	L, 72-75
D21	BRYAN (ESPN+)	W, 79-45
D29	*at UNCG (ESPN+)	L, 72-85
J3	*at Western Carolina (ESPN3)	W, 73-62
J5	*at ETSU (ESPN+)	L, 70-96
J12	*SAMFORD (ESPN3)	4:30 p.m.
J17	*MERCER (ESPN3)	8 p.m.
J19	*THE CITADEL (ESPN3)	4:30 p.m.
J24	*at Furman (ESPN+)	7 p.m.
J26	*at Wofford (Nexstar/ESPN+)	7 p.m.
J31	*WESTERN CAROLINA (ESPN+)	8 p.m.
F2	*ETSU (ESPN3)	4:30 p.m.
F7	*at VMI (ESPN3)	7 p.m.
F9	*UNCG (ESPN+)	7 p.m.
F16	*at Samford (ESPN+)	5 p.m.
F21	*at The Citadel (ESPN3)	7 p.m.
F23	*at Mercer (ESPN3)	4 p.m.
F28	*WOFFORD (ESPN+)	7 p.m.
M2	*FURMAN (ESPN+)	2 p.m.
M8-11	at SoCon Championship (Asheville, N.C.)	


* - Southern Conference game
- Goldie and Herman Ungar Classic (campus sites)
^ - Goldie and Herman Ungar Classic (Mobile, Ala.)



VMI
(6-9, 0-3 SoCon)

N6	WASHINGTON COLLEGE (SDN/Roku)	W, 89-56
N9	at Pittsburgh (ACC Network Extra)	L, 55-94
N11	GOUCHER# (SDN/Roku)	W, 98-34
N14	USC UPSTATE (ESPN+)	W, 78-72
N18	at No. 10 Kentucky# (SEC Network)	L, 82-92
N20	KENTUCKY CHRISTIAN# (ESPN3)	W, 106-80
N23	at Stetson (ESPN+)	W, 87-79 (OT)
N27	AMERICAN (ESPN3)	L, 64-74
D1	at Longwood (ESPN+)	L, 45-65
D5	at No. 15 Virginia Tech (ACC Network Extra)	L, 68-89
D9	*at Chattanooga (ESPN+)	L, 65-83
D12	at Presbyterian (ESPN+)	L, 70-103
D21	NORTH ALABAMA (ESPN+)	W, 89-68
D29	*at Samford (ESPN3)	L, 68-96
J5	*UNCG (ESPN+)	L, 68-71
J10	*FURMAN (ESPN3)	7 p.m.
J12	*WOFFORD (ESPN+)	1 p.m.
J17	*at ETSU (ESPN+)	7 p.m.
J19	*WESTERN CAROLINA (Nexstar/ESPN+)	1 p.m.
J24	*at The Citadel (ESPN+)	7:30 p.m.
J26	*at The Citadel (ESPN+)	1 p.m.
J31	*at UNCG (ESPN3)	7 p.m.
F7	*CHATTANOOGA (ESPN3)	7 p.m.
F9	*SAMFORD (ESPN+)	1 p.m.
F14	*at Wofford (ESPN+)	7 p.m.
F16	*at Furman (ESPN3)	4:30 p.m.
F21	*ETSU (ESPN+)	7 p.m.
F23	*at Western Carolina (ESPN3)	7:30 p.m.
F28	*MERCER (ESPN3)	7 p.m.
M2	*THE CITADEL (Nexstar/ESPN+)	1 p.m.
M8-11	at SoCon Championship (Asheville, N.C.)	


* - Southern Conference game
- Ohio Valley Hardwood Showcase (campus sites)



Western Carolina
(4-13, 1-3 SoCon)

N7	at Wright State# (ESPN+)	L, 73-96
N10	COLLEGE OF CHARLESTON (ESPN3)	L, 74-77
N14	at SMU# (PonyUp TV)	L, 65-98
N17	HIWASSEE	W, 94-55
N20	vs. Jacksonville State^ (CBS Digital)	L, 53-84
N21	vs. Southern Miss^ (CBS Digital)	L, 63-68
N24	JACKSONVILLE	W, 77-65
N27	at Wake Forest (ACC Network Extra)	L, 64-71
D1	*at Furman (ESPN+)	L, 88-90 (2OT)
D5	at NC State (ACC Network Extra)	L, 67-100
D8	at UNC Asheville (ESPN+)	W, 71-59
D15	at High Point (ESPN+)	L, 59-86
D18	at No. 23 Iowa (Big Ten Network)	L, 60-78
D21	at Bowling Green (WBGUTV)	L, 52-73
D29	*WOFFORD (ESPN+)	L, 54-74
J3	*CHATTANOOGA (ESPN3)	L, 62-73
J5	*SAMFORD (ESPN+)	W, 76-69
J10	*at Mercer (ESPN+)	7 p.m.
J12	*at The Citadel (Nexstar/ESPN+)	1 p.m.
J17	*UNCG (ESPN+)	7:30 p.m.
J19	*at VMI (Nexstar/ESPN+)	1 p.m.
J26	*ETSU (ESPN3)	7 p.m.
J31	*at Chattanooga (ESPN+)	8 p.m.
F2	*at Samford (ESPN3)	3 p.m.
F7	*FURMAN (ESPN3)	7:30 p.m.
F9	*at Wofford (ESPN+)	7 p.m.
F14	*MERCER (ESPN+)	7 p.m.
F16	*THE CITADEL (ESPN+)	2 p.m.
F21	*at UNCG (ESPN+)	7 p.m.
F23	*VMI (ESPN3)	7:30 p.m.
M2	at ETSU (ESPN+)	4 p.m.
M8-11	at SoCon Championship (Asheville, N.C.)	

* - Southern Conference game
- Cancun Challenge (campus sites)
^ - Cancun Challenge (Cancun, Mexico)



Wofford
(12-4, 4-0 SoCon)

N6	No. 8 NORTH CAROLINA (ESPN2)	L, 67-78
N10	at High Point (ESPN+)	W, 68-60
N13	CARVER (SDN/Roku)	W, 95-34
N16	at Stanford# (Pac-12 Networks)	canc.
N18	at Oklahoma# (Fox Sports Oklahoma)	L, 64-75
N21	COPPIN STATE# (ESPN3)	W, 98-65
N23	MARS HILL# (SDN/Roku)	W, 97-46
N26	at South Carolina (SEC Network+)	W, 81-61
D1	*ETSU (ESPN+)	W, 79-62
D4	at No. 2 Kansas (ESPN+)	L, 47-72
D6	KENTUCKY CHRISTIAN (SDN/Roku)	W, 112-58
D9	COASTAL CAROLINA (ESPN+)	W, 82-71
D15	UNC ASHEVILLE (ESPN+)	W, 92-49
D19	at No. 17 Mississippi State (SEC Network+)	L, 87-98
D29	*at Western Carolina (ESPN+)	W, 74-54
J3	*THE CITADEL (ESPN+)	W, 112-81
J5	*MERCER (Nexstar/ESPN3)	W, 78-74
J10	*at UNCG (ESPN3)	7 p.m.
J12	*at VMI (ESPN+)	1 p.m.
J19	*FURMAN (Nexstar/ESPN3)	7 p.m.
J24	*SAMFORD (ESPN+)	7 p.m.
J26	*CHATTANOOGA (Nexstar/ESPN+)	7 p.m.
J31	*at Mercer (ESPN+)	7 p.m.
F2	*at The Citadel (Nexstar/ESPN3)	1 p.m.
F7	*at ETSU (ESPN+)	7 p.m.
F9	*WESTERN CAROLINA (ESPN+)	7 p.m.
F14	*VMI (ESPN+)	7 p.m.
F16	*UNCG (Nexstar/ESPN+)	7 p.m.
F23	*at Furman (ESPN3)	4 p.m.
F28	*at Chattanooga (ESPN+)	7 p.m.
M2	*at Samford (ESPN3)	2 p.m.
M8-11	at SoCon Championship (Asheville, N.C.)	

* - Southern Conference game
- Bad Boy Mowers Battle 4 Atlantis (campus sites)

Southern Conference men's basketball media relations information

<p>The Citadel (CitadelSports.com) Milledge Austin (maustin7@citadel.edu) Office: 843-953-6567</p> <p>ETSU (ETSUBucs.com) Kevin Brown (brownk@etsu.edu) Office: 423-439-5263</p> <p>Furman (FurmanPaladins.com) Jordan Caskey (jordan.caskey@furman.edu) Office: 864-294-3065</p> <p>Mercer (MercerBears.com) Will Tharp (tharp_wb@mercer.edu) Office: 478-301-5218</p> <p>UNC Greensboro (UNCGSpartans.com) Stephen Czarda (s_czarda@uncg.edu) Office: 336-334-5615</p> <p>Samford (SamfordSports.com) Joey Mullins (jimmulli1@samford.edu) Office: 205-726-2799</p>	<p>Chattanooga (GoMocs.com) Jim Horten (james-horten@utc.edu) Office: 423-425-2350</p> <p>VMI (VMIKeydets.com) Wade Branner (brannerwh@vmi.edu) Office: 540-464-7515</p> <p>Western Carolina (CatamountSports.com) Steven Grandy (sgrandy@email.wcu.edu) Office: 828-227-2655</p> <p>Wofford (WoffordTerriers.com) Phil Marcello (marcellopr@wofford.edu) Office: 864-597-4092</p> <p>Southern Conference (SoConSports.com) Phil Perry (pperry@socon.org) Office: 864-591-5100 // Cell: 864-525-5174</p>
---	---

2018-19 Southern Conference
CONFERENCE BASKETBALL STATISTICS
Through games of Jan 08, 2019 (All games)

SCORING OFFENSE	G	W-L	Pts	Avg/G
1. The Citadel	14	9-5	1355	96.8
2. Wofford	16	12-4	1333	83.3
3. Furman	16	14-2	1289	80.6
4. ETSU	17	13-4	1358	79.9
5. UNC Greensboro	16	14-2	1271	79.4
6. Samford	17	11-6	1311	77.1
7. VMI	15	6-9	1132	75.5
8. Mercer	15	5-10	1099	73.3
9. Chattanooga	17	7-10	1240	72.9
10. Western Carolina	17	4-13	1152	67.8

SCORING DEFENSE	G	Pts	Avg/G
1. ETSU	17	1102	64.8
2. Wofford	16	1039	64.9
3. UNC Greensboro	16	1045	65.3
4. Furman	16	1076	67.2
5. Mercer	15	1034	68.9
6. Samford	17	1199	70.5
7. Chattanooga	17	1239	72.9
8. VMI	15	1156	77.1
9. Western Carolina	17	1316	77.4
10. The Citadel	14	1217	86.9

SCORING MARGIN	G	Offense	Defense	Margin
1. Wofford	16	83.3	64.9	+18.4
2. ETSU	17	79.9	64.8	+15.1
3. UNC Greensboro	16	79.4	65.3	+14.1
4. Furman	16	80.6	67.2	+13.3
5. The Citadel	14	96.8	86.9	+9.9
6. Samford	17	77.1	70.5	+6.6
7. Mercer	15	73.3	68.9	+4.3
8. Chattanooga	17	72.9	72.9	+0.1
9. VMI	15	75.5	77.1	-1.6
10. Western Carolina	17	67.8	77.4	-9.6

FREE THROW PCT	G	FTM	FTA	Pct.
1. VMI	15	195	261	.747
2. The Citadel	14	218	292	.747
3. Samford	17	254	348	.730
4. UNC Greensboro	16	222	305	.728
5. Wofford	16	177	246	.720
6. Mercer	15	228	322	.708
7. Chattanooga	17	187	272	.688
8. ETSU	17	210	313	.671
9. Furman	16	172	257	.669
10. Western Carolina	17	202	331	.610

FIELD GOAL PERCENTAGE	G	FGM	FGA	Pct.
1. Wofford	16	493	1007	.490
2. The Citadel	14	472	972	.486
3. ETSU	17	504	1042	.484
4. Samford	17	466	972	.479
5. UNC Greensboro	16	461	968	.476
6. Furman	16	475	1009	.471
7. Mercer	15	382	850	.449
8. Western Carolina	17	401	900	.446
9. Chattanooga	17	451	1014	.445
10. VMI	15	394	947	.416

FIELD GOAL PCT DEFENSE	G	FGM	FGA	Pct.
1. Samford	17	417	1046	.399
2. ETSU	17	389	964	.404
3. Wofford	16	360	854	.422
4. UNC Greensboro	16	369	869	.425
5. Mercer	15	361	845	.427
6. Furman	16	411	958	.429
7. VMI	15	403	921	.438
8. The Citadel	14	440	998	.441
9. Chattanooga	17	439	980	.448
10. Western Carolina	17	463	972	.476

3-POINT FG PCT	G	3FGM	3FGA	Pct.
1. Wofford	16	170	429	.396
2. Samford	17	125	324	.386
3. Chattanooga	17	151	408	.370
4. The Citadel	14	193	526	.367
5. ETSU	17	140	389	.360
6. Furman	16	167	473	.353
7. UNC Greensboro	16	127	360	.353
8. Western Carolina	17	148	423	.350
9. VMI	15	149	431	.346
10. Mercer	15	107	329	.325

3-POINT FG PCT DEFENSE	G	3FGM	3FGA	Pct.
1. Samford	17	133	416	.320
2. ETSU	17	126	392	.321
3. Western Carolina	17	109	334	.326
4. Furman	16	124	375	.331
5. Wofford	16	114	344	.331
6. UNC Greensboro	16	106	319	.332
7. Mercer	15	137	410	.334
8. The Citadel	14	150	443	.339
9. Chattanooga	17	115	338	.340
10. VMI	15	120	340	.353

REBOUNDING OFFENSE	G	Rebounds	Avg/G
1. ETSU	17	723	42.5
2. The Citadel	14	550	39.3
3. Furman	16	618	38.6
4. Samford	17	634	37.3
5. VMI	15	548	36.5
6. Wofford	16	579	36.2
7. Western Carolina	17	602	35.4
8. Chattanooga	17	590	34.7
9. Mercer	15	520	34.7
10. UNC Greensboro	16	550	34.4

REBOUNDING DEFENSE	G	Rebounds	Avg/G
1. Wofford	16	442	27.6
2. ETSU	17	488	28.7
3. Western Carolina	17	546	32.1
4. UNC Greensboro	16	543	33.9
5. Furman	16	549	34.3
6. Mercer	15	518	34.5
7. Samford	17	615	36.2
8. Chattanooga	17	616	36.2
9. VMI	15	600	40.0
10. The Citadel	14	577	41.2

2018-19 Southern Conference
CONFERENCE BASKETBALL STATISTICS
Through games of Jan 08, 2019 (All games)

REBOUNDING MARGIN	G	Team	Avg.	Opp.	Avg.	Margin
1.	ETSU	17	723	42.5	488	28.7 +13.8
2.	Wofford	16	579	36.2	442	27.6 +8.6
3.	Furman	16	618	38.6	549	34.3 +4.3
4.	Western Carolina	17	602	35.4	546	32.1 +3.3
5.	Samford	17	634	37.3	615	36.2 +1.1
6.	UNC Greensboro	16	550	34.4	543	33.9 +0.4
7.	Mercer	15	520	34.7	518	34.5 +0.1
8.	Chattanooga	17	590	34.7	616	36.2 -1.5
9.	The Citadel	14	550	39.3	577	41.2 -1.9
10.	VMI	15	548	36.5	600	40.0 -3.5

BLOCKED SHOTS	G	No.	Avg/G
1.	Furman	16	66 4.1
2.	The Citadel	14	55 3.9
3.	ETSU	17	62 3.6
4.	Samford	17	61 3.6
5.	UNC Greensboro	16	49 3.1
6.	Wofford	16	44 2.8
7.	Chattanooga	17	45 2.6
8.	Mercer	15	36 2.4
9.	VMI	15	28 1.9
10.	Western Carolina	17	21 1.2

ASSISTS	G	No.	Avg/G
1.	The Citadel	14	257 18.4
2.	Furman	16	266 16.6
3.	ETSU	17	269 15.8
4.	Wofford	16	251 15.7
5.	VMI	15	208 13.9
6.	Samford	17	235 13.8
7.	UNC Greensboro	16	214 13.4
8.	Chattanooga	17	223 13.1
9.	Mercer	15	187 12.5
10.	Western Carolina	17	206 12.1

STEALS	G	No.	Avg/G
1.	Furman	16	146 9.1
2.	UNC Greensboro	16	139 8.7
3.	The Citadel	14	110 7.9
4.	ETSU	17	126 7.4
5.	Wofford	16	117 7.3
6.	Samford	17	124 7.3
7.	Mercer	15	109 7.3
8.	VMI	15	101 6.7
9.	Western Carolina	17	83 4.9
10.	Chattanooga	17	82 4.8

TURNOVER MARGIN	G	Team	Avg.	Opp.	Avg.	Margin
1.	UNC Greensboro	16	180	11.3	279	17.4 +6.2
2.	Wofford	16	179	11.2	230	14.4 +3.2
3.	Furman	16	195	12.2	241	15.1 +2.9
4.	Mercer	15	210	14.0	234	15.6 +1.6
5.	The Citadel	14	182	13.0	202	14.4 +1.4
6.	VMI	15	188	12.5	198	13.2 +0.7
7.	ETSU	17	259	15.2	258	15.2 -0.1
8.	Chattanooga	17	223	13.1	221	13.0 -0.1
9.	Samford	17	249	14.6	237	13.9 -0.7
10.	Western Carolina	17	316	18.6	185	10.9 -7.7

ASSIST/TURNOVER RATIO	G	Ast.	Avg.	T/O	Avg.	Ratio
1.	The Citadel	14	257	18.4	182	13.0 1.4
2.	Wofford	16	251	15.7	179	11.2 1.4
3.	Furman	16	266	16.6	195	12.2 1.4
4.	UNC Greensboro	16	214	13.4	180	11.3 1.2
5.	VMI	15	208	13.9	188	12.5 1.1
6.	ETSU	17	269	15.8	259	15.2 1.0
7.	Chattanooga	17	223	13.1	223	13.1 1.0
8.	Samford	17	235	13.8	249	14.6 0.9
9.	Mercer	15	187	12.5	210	14.0 0.9
10.	Western Carolina	17	206	12.1	316	18.6 0.7

OFFENSIVE REBOUNDS	G	No.	Avg/G
1.	ETSU	17	232 13.6
2.	Furman	16	187 11.7
3.	Wofford	16	178 11.1
4.	The Citadel	14	150 10.7
5.	UNC Greensboro	16	164 10.3
6.	Mercer	15	152 10.1
7.	Western Carolina	17	168 9.9
8.	Samford	17	163 9.6
9.	VMI	15	141 9.4
10.	Chattanooga	17	146 8.6

DEFENSIVE REBOUNDS	G	No.	Avg/G
1.	ETSU	17	491 28.9
2.	The Citadel	14	400 28.6
3.	Samford	17	471 27.7
4.	VMI	15	407 27.1
5.	Furman	16	431 26.9
6.	Chattanooga	17	444 26.1
7.	Western Carolina	17	434 25.5
8.	Wofford	16	401 25.1
9.	Mercer	15	368 24.5
10.	UNC Greensboro	16	386 24.1

DEFENSIVE REB PCT.	G	D-Reb	Opp. OR	D-Reb%
1.	Wofford	16	401	102 .797
2.	ETSU	17	491	133 .787
3.	Western Carolina	17	434	144 .751
4.	Chattanooga	17	444	152 .745
5.	Furman	16	431	156 .734
6.	VMI	15	407	157 .722
7.	UNC Greensboro	16	386	162 .704
8.	Mercer	15	368	163 .693
9.	Samford	17	471	218 .684
10.	The Citadel	14	400	192 .676

OFFENSIVE REB PCT.	G	O-Reb	Opp. DR	O-Reb%
1.	ETSU	17	232	355 .395
2.	Wofford	16	178	340 .344
3.	Furman	16	187	393 .322
4.	UNC Greensboro	16	164	381 .301
5.	Mercer	15	152	355 .300
6.	Western Carolina	17	168	402 .295
7.	Samford	17	163	397 .291
8.	The Citadel	14	150	385 .280
9.	VMI	15	141	443 .241
10.	Chattanooga	17	146	464 .239

2018-19 Southern Conference
CONFERENCE BASKETBALL STATISTICS
Through games of Jan 08, 2019 (All games)

3-POINT FG MADE	G	No.	Avg/G
1. The Citadel	14	193	13.8
2. Wofford	16	170	10.6
3. Furman	16	167	10.4
4. VMI	15	149	9.9
5. Chattanooga	17	151	8.9
6. Western Carolina	17	148	8.7
7. ETSU	17	140	8.2
8. UNC Greensboro	16	127	7.9
9. Samford	17	125	7.4
10. Mercer	15	107	7.1

2018-19 Southern Conference
CONFERENCE BASKETBALL STATISTICS
Through games of Jan 08, 2019 (All games)

Team	Conference	Pct.	PF	PA	Overall	Pct.	PF	PA	Current unbeaten streak
Wofford	4-0	1.000	85.8	67.8	12-4	.750	83.3	64.9	UNC Greensboro -- 7
UNC Greensboro	3-0	1.000	79.7	71.7	14-2	.875	79.4	65.3	ETSU -- 5
Furman	3-1	.750	79.5	77.5	14-2	.875	80.6	67.2	Wofford -- 3
ETSU	3-1	.750	79.5	69.2	13-4	.765	79.9	64.8	Furman -- 2
Chattanooga	2-2	.500	74.5	77.0	7-10	.412	72.9	72.9	Western Carolina -- 1
The Citadel	1-2	.333	81.7	94.0	9-5	.643	96.8	86.9	
Samford	1-3	.250	78.0	77.0	11-6	.647	77.1	70.5	
Western Carolina	1-3	.250	70.0	76.5	4-13	.235	67.8	77.4	
VMI	0-3	.000	67.0	83.3	6-9	.400	75.5	77.1	
Mercer	0-3	.000	67.0	76.0	5-10	.333	73.3	68.9	

TEAM SUMMARIES	G	PF-PA	Avg score	Margin	FG-FGA	Pct.	3FG-FGA	Pct.	FT-FTA	Pct.	RebF	RebA	Margin
Chattanooga	17	1240-1239	72.9-72.9	+0.1	451-1014	.445	151-408	.370	187-272	.688	590	616	-1.5
ETSU	17	1358-1102	79.9-64.8	+15.1	504-1042	.484	140-389	.360	210-313	.671	723	488	+13.8
Furman	16	1289-1076	80.6-67.2	+13.3	475-1009	.471	167-473	.353	172-257	.669	618	549	+4.3
Mercer	15	1099-1034	73.3-68.9	+4.3	382-850	.449	107-329	.325	228-322	.708	520	518	+0.1
Samford	17	1311-1199	77.1-70.5	+6.6	466-972	.479	125-324	.386	254-348	.730	634	615	+1.1
The Citadel	14	1355-1217	96.8-86.9	+9.9	472-972	.486	193-526	.367	218-292	.747	550	577	-1.9
UNC Greensboro	16	1271-1045	79.4-65.3	+14.1	461-968	.476	127-360	.353	222-305	.728	550	543	+0.4
VMI	15	1132-1156	75.5-77.1	-1.6	394-947	.416	149-431	.346	195-261	.747	548	600	-3.5
Western Carolina	17	1152-1316	67.8-77.4	-9.6	401-900	.446	148-423	.350	202-331	.610	602	546	+3.3
Wofford	16	1333-1039	83.3-64.9	+18.4	493-1007	.490	170-429	.396	177-246	.720	579	442	+8.6

ATTENDANCE	Home	Average	Away	Average	Neutral	Average	Total	Average
Chattanooga	6-14053	2342	9-34540	3838	2-0	0	17-48593	2858
ETSU	9-36146	4016	6-34843	5807	2-4011	2006	17-75000	4412
Furman	9-15787	1754	7-31704	4529	0-0	0	16-47491	2968
Mercer	6-13159	2193	8-32326	4041	1-2504	2504	15-47989	3199
Samford	10-10437	1044	7-34722	4960	0-0	0	17-45159	2656
The Citadel	7-4372	625	7-27759	3966	0-0	0	14-32131	2295
UNC Greensboro	7-15501	2214	8-44566	5571	1-172	172	16-60239	3765
VMI	7-4916	702	8-37476	4684	0-0	0	15-42392	2826
Western Carolina	6-6627	1104	9-35374	3930	2-0	0	17-42001	2471
Wofford	10-20256	2026	6-35689	5948	0-0	0	16-55945	3497
Totals	77-141254	1834	75-348999	4653	8-6687	836	160-496940	3106

2018-19 Southern Conference
INDIVIDUAL BASKETBALL STATISTICS
Through games of Jan 08, 2019 (All games)

To be ranked, a player must appear in at least 75.0% of their team's games.

SCORING							REBOUNDING							
	Cl	G	FG	3FG	FT	Pts	Avg/G		Cl	G	Off	Def	Total	Avg/G
1. Bubba Parham-VMI	So	15	103	55	67	328	21.9	1. Jeromy Rodriguez-ETSU	Jr	17	63	135	198	11.6
2. Francis Alonso-UNCG	Sr	16	87	46	75	295	18.4	2. Carlos Dotson-WCU	Jr	17	49	110	159	9.4
3. Fletcher Magee-WOF	Sr	16	89	64	47	289	18.1	3. Matt Rafferty-FUR	Sr	16	43	104	147	9.2
4. Lew Stallworth-CIT	Sr	14	98	8	48	252	18.0	4. Mladen Armus-ETSU	So	17	48	94	142	8.4
5. Matt Rafferty-FUR	Sr	16	113	2	53	281	17.6	5. Ruben Guerrero-SAM	Sr	17	55	84	139	8.2
6. Jordan Lyons-FUR	Jr	16	93	59	26	271	16.9	6. Cameron Jackson-WOF	Sr	16	50	75	125	7.8
7. Matt Frierson-CIT	Sr	14	64	63	27	218	15.6	7. Zane Najdawi-CIT	Sr	14	34	69	103	7.4
8. Cameron Jackson-WOF	Sr	16	99	5	40	243	15.2	8. Robert Allen-SAM	Fr	17	22	98	120	7.1
9. Ross Cummings-MER	So	15	66	46	45	223	14.9	9. Tyler Creammer-VMI	Jr	15	27	77	104	6.9
10. Ruben Guerrero-SAM	Sr	17	104	0	43	251	14.8	10. Clay Mounce-FUR	So	16	32	77	109	6.8
11. Kevin Easley-UTC	Fr	17	91	30	37	249	14.6	11. Keve Aluma-WOF	So	16	40	65	105	6.6
12. Isaiah Miller-UNCG	So	16	97	7	27	228	14.3	12. Garrett Gilkeson-VMI	Jr	15	26	66	92	6.1
13. Josh Sharkey-SAM	Jr	17	73	13	82	241	14.2	13. Kevin Easley-UTC	Fr	17	26	76	102	6.0
14. Zane Najdawi-CIT	Sr	14	66	9	53	194	13.9	14. Lew Stallworth-CIT	Sr	14	3	79	82	5.9
15. Carlos Dotson-WCU	Jr	17	91	0	45	227	13.4	15. Jaylen Stowe-MER	Sr	15	20	62	82	5.5
16. Nathan Hoover-WOF	Jr	16	68	39	38	213	13.3	16. Fardaws Aimaq-MER	Fr	13	28	41	69	5.3
17. Kaiden Rice-CIT	So	14	67	43	7	184	13.1	17. Ethan Stair-MER	Jr	15	25	54	79	5.3
18. Tray Boyd III-ETSU	Jr	17	80	43	8	211	12.4	18. Thomas Smallwood-UTC	Sr	17	19	66	85	5.0
19. Djordje Dimitrijevic-MER	Jr	15	62	14	48	186	12.4	Myles Lewis-VMI	So	15	25	50	75	5.0
20. Matt Halvorsen-WCU	So	17	60	43	46	209	12.3	20. Eric Hamilton-UNCG	Jr	16	25	52	77	4.8
21. Kameron Gibson-WCU	Fr	17	76	39	17	208	12.2							
22. Donovan Toatley-UTC	Fr	14	64	10	27	165	11.8							
23. Brandon Austin-SAM	Jr	17	69	46	16	200	11.8							
24. Myron Gordon-SAM	Jr	17	62	13	61	198	11.6							
25. Jeromy Rodriguez-ETSU	Jr	17	79	0	35	193	11.4							
26. Clay Mounce-FUR	So	16	69	23	19	180	11.3							
27. Kyrin Galloway-UNCG	Jr	16	66	29	12	173	10.8							
28. Jaylen Stowe-MER	Sr	15	57	5	39	158	10.5							
Garrett Gilkeson-VMI	Jr	15	53	22	30	158	10.5							
30. Patrick Good-ETSU	So	16	53	47	15	168	10.5							

FIELD GOAL PCT						ASSISTS				
	Cl	G	FGM	FGA	Pct.		Cl	G	No.	Avg/G
1. Matt Rafferty-FUR	Sr	16	113	171	.661	1. Lew Stallworth-CIT	Sr	14	94	6.7
2. Ruben Guerrero-SAM	Sr	17	104	168	.619	2. Josh Sharkey-SAM	Jr	17	112	6.6
3. Cameron Jackson-WOF	Sr	16	99	167	.593	3. Demetrius Troy-UNCG	Sr	16	67	4.2
4. Lew Stallworth-CIT	Sr	14	98	167	.587	4. Matt Rafferty-FUR	Sr	16	65	4.1
5. Carlos Dotson-WCU	Jr	17	91	156	.583	5. Alex Hunter-FUR	So	16	61	3.8
6. Isaiah Miller-UNCG	So	16	97	181	.536	6. Storm Murphy-WOF	So	15	57	3.8
7. Kevin Easley-UTC	Fr	17	91	199	.457	7. Donovan Toatley-UTC	Fr	14	48	3.4
8. Francis Alonso-UNCG	Sr	16	87	198	.439	8. Marcus Cohen-MER	So	13	44	3.4
9. Bubba Parham-VMI	So	15	103	246	.419	9. Bubba Parham-VMI	So	15	49	3.3
10. Fletcher Magee-WOF	Sr	16	89	225	.396	10. Isaiah Tisdale-ETSU	Jr	16	51	3.2
11. Jordan Lyons-FUR	Jr	16	93	246	.378	11. Greg Parham-VMI	So	15	47	3.1
						12. Djordje Dimitrijevic-MER	Jr	15	40	2.7
						13. Ryan Larson-WOF	Fr	16	41	2.6
						14. Quayson Williams-CIT	Sr	14	35	2.5
						15. Francis Alonso-UNCG	Sr	16	39	2.4

2018-19 Southern Conference
INDIVIDUAL BASKETBALL STATISTICS
Through games of Jan 08, 2019 (All games)

FREE THROW PCT					
	Cl	G	FTM	FTA	Pct.
1. Fletcher Magee-WOF	Sr	16	47	50	.940
2. Francis Alonso-UNCG	Sr	16	75	83	.904
3. Djordje Dimitrijevic-MER	Jr	15	48	54	.889
4. Myron Gordon-SAM	Jr	17	61	69	.884
5. Matt Halvorsen-WCU	So	17	46	53	.868
6. Ross Cummings-MER	So	15	45	56	.804
7. Zane Najdawi-CIT	Sr	14	53	67	.791
8. Bubba Parham-VMI	So	15	67	85	.788
9. Josh Sharkey-SAM	Jr	17	82	107	.766
10. Jaylen Stowe-MER	Sr	15	39	55	.709
11. Matt Rafferty-FUR	Sr	16	53	77	.688
12. Lew Stallworth-CIT	Sr	14	48	70	.686
13. Ruben Guerrero-SAM	Sr	17	43	64	.672
14. Cameron Jackson-WOF	Sr	16	40	61	.656
15. Carlos Dotson-WCU	Jr	17	45	91	.495

STEALS				
	Cl	G	No.	Avg/G
1. Isaiah Miller-UNCG	So	16	44	2.8
2. Josh Sharkey-SAM	Jr	17	46	2.7
3. Matt Rafferty-FUR	Sr	16	37	2.3
4. Ethan Stair-MER	Jr	15	26	1.7
5. Garrett Gilkeson-VMI	Jr	15	25	1.7
6. Cameron Jackson-WOF	Sr	16	25	1.6
7. Demetrius Troy-UNCG	Sr	16	21	1.3
8. Jeromy Rodriguez-ETSU	Jr	17	22	1.3
9. Alex Hunter-FUR	So	16	20	1.3
10. Matt Frierson-CIT	Sr	14	17	1.2
11. Greg Parham-VMI	So	15	18	1.2
12. Jordan Lyons-FUR	Jr	16	19	1.2
Isaiah Tisdale-ETSU	Jr	16	19	1.2
14. Quayson Williams-CIT	Sr	14	15	1.1
15. Jaylen Stowe-MER	Sr	15	16	1.1

3-POINT FG PCT					
	Cl	G	3FG	FGA	Pct.
1. Kevion Nolan-SAM	So	16	28	53	.528
2. Storm Murphy-WOF	So	15	24	52	.462
3. Kyrin Galloway-UNCG	Jr	16	29	63	.460
4. Nathan Hoover-WOF	Jr	16	39	88	.443
5. Matt Frierson-CIT	Sr	14	63	144	.438
6. Brandon Austin-SAM	Jr	17	46	107	.430
7. Kevin Easley-UTC	Fr	17	30	70	.429
8. Kameron Gibson-WCU	Fr	17	39	94	.415
9. Patrick Good-ETSU	So	16	47	116	.405
10. Bubba Parham-VMI	So	15	55	136	.404
11. Connor Kern-CIT	Sr	13	21	52	.404
12. Ross Cummings-MER	So	15	46	114	.404
13. Francis Alonso-UNCG	Sr	16	46	117	.393
14. Kaiden Rice-CIT	So	14	43	111	.387
15. Tray Boyd III-ETSU	Jr	17	43	112	.384

3-POINT FG MADE				
	Cl	G	3FG	Avg/G
1. Matt Frierson-CIT	Sr	14	63	4.5
2. Fletcher Magee-WOF	Sr	16	64	4.0
3. Jordan Lyons-FUR	Jr	16	59	3.7
4. Bubba Parham-VMI	So	15	55	3.7
5. Kaiden Rice-CIT	So	14	43	3.1
6. Ross Cummings-MER	So	15	46	3.1
7. Patrick Good-ETSU	So	16	47	2.9
8. Francis Alonso-UNCG	Sr	16	46	2.9
9. Brandon Austin-SAM	Jr	17	46	2.7
10. Matt Halvorsen-WCU	So	17	43	2.5
Tray Boyd III-ETSU	Jr	17	43	2.5
12. Nathan Hoover-WOF	Jr	16	39	2.4
13. Kameron Gibson-WCU	Fr	17	39	2.3
14. Onno Steger-WCU	Jr	17	33	1.9
15. Kyrin Galloway-UNCG	Jr	16	29	1.8

BLOCKED SHOTS				
	Cl	G	No.	Avg/G
1. Ruben Guerrero-SAM	Sr	17	35	2.1
2. Zane Najdawi-CIT	Sr	14	28	2.0
3. Matt Rafferty-FUR	Sr	16	23	1.4
4. Clay Mounce-FUR	So	16	20	1.3
5. Cameron Jackson-WOF	Sr	16	17	1.1
6. Mladen Armus-ETSU	So	17	18	1.1
7. Jeromy Rodriguez-ETSU	Jr	17	14	0.8
8. Kyrin Galloway-UNCG	Jr	16	13	0.8
9. Fardaws Aimaq-MER	Fr	13	10	0.8
10. Robert Allen-SAM	Fr	17	13	0.8
11. Victor Bafutto-MER	So	15	11	0.7
12. Matt Pegram-WOF	Sr	16	11	0.7
13. Justin Brown-UTC	Fr	17	11	0.6
14. Thomas Smallwood-UTC	Sr	17	10	0.6
15. Keigan Kerby-UTC	Fr	14	8	0.6

ASSIST/TURNOVER RATIO					
	Cl	G	Ast.	T/O	Ratio
1. Alex Hunter-FUR	So	16	61	19	3.2
2. Storm Murphy-WOF	So	15	57	19	3.0
Isaiah Tisdale-ETSU	Jr	16	51	17	3.0
4. Demetrius Troy-UNCG	Sr	16	67	28	2.4
5. Greg Parham-VMI	So	15	47	20	2.4
6. Matt Rafferty-FUR	Sr	16	65	30	2.2
7. Lew Stallworth-CIT	Sr	14	94	46	2.0
8. Marcus Cohen-MER	So	13	44	27	1.6
9. Donovan Toatley-UTC	Fr	14	48	31	1.5
10. Josh Sharkey-SAM	Jr	17	112	80	1.4
11. Bubba Parham-VMI	So	15	49	43	1.1

2018-19 Southern Conference
INDIVIDUAL BASKETBALL STATISTICS
Through games of Jan 08, 2019 (All games)

OFFENSIVE REBOUNDS				
	Cl	G	No.	Avg/G
1. Jeromy Rodriguez-ETSU	Jr	17	63	3.7
2. Ruben Guerrero-SAM	Sr	17	55	3.2
3. Cameron Jackson-WOF	Sr	16	50	3.1
4. Carlos Dotson-WCU	Jr	17	49	2.9
5. Mladen Armus-ETSU	So	17	48	2.8
6. Matt Rafferty-FUR	Sr	16	43	2.7
7. Keve Aluma-WOF	So	16	40	2.5
8. Zane Najdawi-CIT	Sr	14	34	2.4
9. Fardaws Aimaq-MER	Fr	13	28	2.2
10. Clay Mounce-FUR	So	16	32	2.0
11. Tyler Creammer-VMI	Jr	15	27	1.8
12. Garrett Gilkeson-VMI	Jr	15	26	1.7
13. Chevez Goodwin-WOF	So	16	27	1.7
14. Myles Lewis-VMI	So	15	25	1.7
Ethan Stair-MER	Jr	15	25	1.7

DEFENSIVE REBOUNDS				
	Cl	G	No.	Avg/G
1. Jeromy Rodriguez-ETSU	Jr	17	135	7.9
2. Matt Rafferty-FUR	Sr	16	104	6.5
3. Carlos Dotson-WCU	Jr	17	110	6.5
4. Robert Allen-SAM	Fr	17	98	5.8
5. Lew Stallworth-CIT	Sr	14	79	5.6
6. Mladen Armus-ETSU	So	17	94	5.5
7. Tyler Creammer-VMI	Jr	15	77	5.1
8. Ruben Guerrero-SAM	Sr	17	84	4.9
9. Zane Najdawi-CIT	Sr	14	69	4.9
10. Clay Mounce-FUR	So	16	77	4.8
11. Cameron Jackson-WOF	Sr	16	75	4.7
12. Kevin Easley-UTC	Fr	17	76	4.5
13. Garrett Gilkeson-VMI	Jr	15	66	4.4
14. Jaylen Stowe-MER	Sr	15	62	4.1
15. Keve Aluma-WOF	So	16	65	4.1

MINUTES PLAYED				
	Cl	G	No.	Avg/G
1. Alex Hunter-FUR	So	16	543	33.9
2. Josh Sharkey-SAM	Jr	17	576	33.9
3. Matt Rafferty-FUR	Sr	16	542	33.9
4. Bubba Parham-VMI	So	15	501	33.4
5. Matt Halvorsen-WCU	So	17	564	33.2
6. Garrett Gilkeson-VMI	Jr	15	487	32.5
7. Jordan Lyons-FUR	Jr	16	516	32.2
8. Ethan Stair-MER	Jr	15	477	31.8
9. Ross Cummings-MER	So	15	467	31.1
10. Lew Stallworth-CIT	Sr	14	435	31.1

2018-19 Southern Conference
Conference Team Highs
Through games of Jan 08, 2019 (All games)

TEAM HIGHS (highest totals made by)

Points	148	The Citadel vs Mid-Atl. Christian (11/12/18)
	137	The Citadel vs Johnson (11/14/18)
	127	The Citadel vs Johnson & Wales (12/05/18)
	112	The Citadel vs High Point (11/27/18)
	112	Wofford vs Kentucky Christian (12/06/18)
	112	Wofford vs The Citadel (01/03/19)
Margin	78 (111-33)	UNC Greensboro vs Greensboro College (11/27/18)
	77 (137-60)	The Citadel vs Johnson (11/14/18)
	73 (148-75)	The Citadel vs Mid-Atl. Christian (11/12/18)
	65 (109-44)	ETSU vs Hiwassee (11/08/18)
	64 (98-34)	VMI vs Goucher (11/11/18)
Field goals made	57	The Citadel vs Mid-Atl. Christian (11/12/18)
	47	The Citadel vs Johnson (11/14/18)
	46	ETSU vs Hiwassee (11/08/18)
	46	The Citadel vs Johnson & Wales (12/05/18)
	45	Wofford vs Kentucky Christian (12/06/18)
Field goal attempts	98	The Citadel vs Mid-Atl. Christian (11/12/18)
	88	The Citadel vs Johnson & Wales (12/05/18)
	85	The Citadel vs Johnson (11/14/18)
	81	Samford vs Belmont (11/29/18)
	81	Wofford vs Kentucky Christian (12/06/18)
Field goal percentage	.672 (43-64)	Wofford vs The Citadel (01/03/19)
	.623 (38-61)	Samford vs North Alabama (11/06/18)
	.623 (38-61)	The Citadel vs High Point (11/27/18)
	.613 (46-75)	ETSU vs Hiwassee (11/08/18)
	.610 (36-59)	ETSU vs Chattanooga (01/05/19)
3-Pt FG made	23	The Citadel vs Mid-Atl. Christian (11/12/18)
	23	The Citadel vs High Point (11/27/18)
	21	Furman vs North Greenville (11/15/18)
	19	UNC Greensboro at LSU (11/09/18)
	19	VMI at Kentucky (11/18/18)
3-Pt FG attempts	51	The Citadel vs Mid-Atl. Christian (11/12/18)
	49	Furman vs North Greenville (11/15/18)
	48	The Citadel vs Johnson (11/14/18)
	46	Furman vs UNCW (12/15/18)
	45	The Citadel vs Johnson & Wales (12/05/18)
	45	The Citadel vs Longwood (12/29/18)
3-Pt percentage	.591 (13-22)	Wofford at Mississippi State (12/19/18)
	.577 (15-26)	Wofford vs The Citadel (01/03/19)
	.576 (19-33)	UNC Greensboro at LSU (11/09/18)
	.575 (23-40)	The Citadel vs High Point (11/27/18)
	.556 (10-18)	Samford vs Jacksonville State (11/09/18)
Free throws made	32	ETSU vs Reinhardt (12/03/18)
	29	Western Carolina vs Hiwassee (11/17/18)
	27	Mercer vs Piedmont (11/09/18)
	27	UNC Greensboro at Samford (12/22/18)
	26	Samford vs Jacksonville State (11/09/18)
	26	Wofford vs Coastal Carolina (12/09/18)
Free throw attempts	40	Mercer vs Piedmont (11/09/18)
	39	ETSU vs Reinhardt (12/03/18)
	38	Western Carolina vs Hiwassee (11/17/18)
	36	UNC Greensboro at Samford (12/22/18)
	35	Samford vs Jacksonville State (11/09/18)
Free throw percentage	1.000 (11-11)	VMI at Presbyterian (12/12/18)
	1.000 (5-5)	VMI at Kentucky (11/18/18)

	1.000	(3-3)	ETSU at Creighton (11/11/18)
	.909	(20-22)	UNC Greensboro vs Chattanooga (12/29/18)
	.909	(10-11)	Wofford vs North Carolina (11/06/18)
Rebounds	64		ETSU vs Reinhardt (12/03/18)
	63		The Citadel vs Mid-Atl. Christian (11/12/18)
	62		The Citadel vs Johnson (11/14/18)
	56		ETSU vs Hiwassee (11/08/18)
	56		Western Carolina vs Hiwassee (11/17/18)
Assists	37		The Citadel vs Mid-Atl. Christian (11/12/18)
	28		The Citadel vs Johnson (11/14/18)
	27		The Citadel vs High Point (11/27/18)
	27		UNC Greensboro vs Greensboro College (11/27/18)
	27		The Citadel vs Johnson & Wales (12/05/18)
	27		Wofford vs Kentucky Christian (12/06/18)
Steals	23		UNC Greensboro vs Greensboro College (11/27/18)
	20		Wofford vs Mars Hill (11/23/18)
	18		VMI vs Goucher (11/11/18)
	16		The Citadel vs Johnson (11/14/18)
	15		UNC Greensboro vs Johnson & Wales (11/16/18)
Blocked shots	14		The Citadel vs Johnson (11/14/18)
	9		UNC Greensboro at North Carolina A&T (11/06/18)
	9		Mercer vs Piedmont (11/09/18)
	8		The Citadel vs High Point (11/27/18)
	8		Furman vs Western Carolina (12/01/18)
Turnovers	35		Western Carolina vs Jacksonville State (11/20/18)
	33		Western Carolina at NC State (12/05/18)
	26		Western Carolina at Iowa (12/18/18)
	23		Mercer at NC State (11/24/18)
	22		Western Carolina at SMU (11/14/18)
	22		ETSU vs Reinhardt (12/03/18)
	22		Chattanooga at Ole Miss (12/16/18)
Fouls	29		Western Carolina at Wake Forest (11/27/18)
	28		Samford vs Jacksonville State (11/09/18)
	28		Mercer at NC State (11/24/18)
	27		Western Carolina vs Hiwassee (11/17/18)
	26		UNC Greensboro at LSU (11/09/18)
	26		VMI at Kentucky (11/18/18)
	26		ETSU vs Wyoming (12/21/18)

2018-19 Southern Conference
Conference Individual Highs
Through games of Jan 08, 2019 (All games)

INDIVIDUAL PLAYER GAME HIGHS

Points	54		Jordan Lyons (Furman) vs North Greenville (11/15/18)
	35		Bubba Parham (VMI) at Kentucky (11/18/18)
	34		Kameron Gibson (Western Carolina) at SMU (11/14/18)
	33		Bubba Parham (VMI) vs Kentucky Christian (11/20/18)
	32		Kyrin Galloway (UNC Greensboro) at LSU (11/09/18)
Field goals made	15		Jordan Lyons (Furman) vs North Greenville (11/15/18)
	12		Kyrin Galloway (UNC Greensboro) at LSU (11/09/18)
	12		Kameron Gibson (Western Carolina) at SMU (11/14/18)
	12		Carlos Dotson (Western Carolina) at Furman (12/01/18)
	11		Clay Mounce (Furman) vs Gardner-Webb (11/13/18)
	11		Bubba Parham (VMI) at Kentucky (11/18/18)
	11		Matt Rafferty (Furman) vs The Citadel (01/05/19)
Field goal attempts	35		Jordan Lyons (Furman) vs North Greenville (11/15/18)
	26		Jordan Lyons (Furman) vs Western Carolina (12/01/18)
	24		Bubba Parham (VMI) at Stetson (11/23/18)
	23		Fletcher Magee (Wofford) vs North Carolina (11/06/18)
	21		Bubba Parham (VMI) vs Kentucky Christian (11/20/18)
Field goal percentage	21		Tray Boyd III (ETSU) vs Samford (01/03/19)
	.889	(8-9)	Daivien Williamson (ETSU) at Illinois (12/15/18)
	.857	(12-14)	Kyrin Galloway (UNC Greensboro) at LSU (11/09/18)
	.833	(10-12)	Zane Najdawi (The Citadel) vs Johnson & Wales (12/05/18)
	.818	(9-11)	Matt Rafferty (Furman) vs Bob Jones (11/06/18)
3-Pt FG made	.818	(9-11)	Cameron Jackson (Wofford) vs Coppin State (11/21/18)
	.818	(9-11)	Matt Rafferty (Furman) at Elon (12/04/18)
	15		Jordan Lyons (Furman) vs North Greenville (11/15/18)
	10		Matt Frierson (The Citadel) vs Johnson (11/14/18)
	10		Bubba Parham (VMI) at Kentucky (11/18/18)
	9		Nathan Hoover (Wofford) at South Carolina (11/26/18)
	8		Kyrin Galloway (UNC Greensboro) at LSU (11/09/18)
	8		Kameron Gibson (Western Carolina) at SMU (11/14/18)
3-Pt FG attempts	8		Kaiden Rice (The Citadel) vs High Point (11/27/18)
	8		Ross Cummings (Mercer) vs Brewton-Parker (11/27/18)
	8		Fletcher Magee (Wofford) vs Kentucky Christian (12/06/18)
	34		Jordan Lyons (Furman) vs North Greenville (11/15/18)
	17		Jordan Lyons (Furman) vs Western Carolina (12/01/18)
	16		Fletcher Magee (Wofford) vs North Carolina (11/06/18)
	16		Matt Frierson (The Citadel) vs Johnson (11/14/18)
	16		Bubba Parham (VMI) at Kentucky (11/18/18)
3-Pt percentage	1.000	(5-5)	Josh Sharkey (Samford) vs Houston Baptist (12/17/18)
	1.000	(5-5)	Kevin Easley (Chattanooga) at Western Carolina (01/03/19)
	.833	(5-6)	Kevin Easley (Chattanooga) at Michigan (11/23/18)
	.833	(5-6)	Connor Kern (The Citadel) vs High Point (11/27/18)
	.833	(5-6)	Kevious Nolan (Samford) vs VMI (12/29/18)
Free throws made	17		Francis Alonso (UNC Greensboro) at Samford (12/22/18)
	12		Bubba Parham (VMI) vs American (11/27/18)
	11		Djordje Dimitrijevic (Mercer) at NC State (11/24/18)
	11		Eric Hamilton (UNC Greensboro) vs Coppin State (12/12/18)
	10		Josh Sharkey (Samford) vs Jacksonville State (11/09/18)
	10		Zane Najdawi (The Citadel) vs Johnson (11/14/18)
	10		Bubba Parham (VMI) vs Kentucky Christian (11/20/18)
	10		Nathan Hoover (Wofford) vs Coastal Carolina (12/09/18)
	10		Myron Gordon (Samford) vs UNC Greensboro (12/22/18)
	Free throw attempts	21	
15			Eric Hamilton (UNC Greensboro) vs Coppin State (12/12/18)
14			Bubba Parham (VMI) vs American (11/27/18)

		13	Carlos Dotson (Western Carolina) at NC State (12/05/18)
		12	Jordan Lyons (Furman) vs North Greenville (11/15/18)
Free throw percentage	1.000	(11-11)	Djordje Dimitrijevic (Mercer) at NC State (11/24/18)
	1.000	(10-10)	Zane Najdawi (The Citadel) vs Johnson (11/14/18)
	1.000	(10-10)	Nathan Hoover (Wofford) vs Coastal Carolina (12/09/18)
	1.000	(9-9)	Matt Frierson (The Citadel) at Campbell (12/18/18)
	1.000	(8-8)	Donovann Toatley (Chattanooga) at Charlotte (11/06/18)
	1.000	(8-8)	Francis Alonso (UNC Greensboro) vs Johnson & Wales (11/16/18)
	1.000	(8-8)	Matt Halvorsen (Western Carolina) vs Hiwassee (11/17/18)
	1.000	(8-8)	Daivien Williamson (ETSU) vs Reinhardt (12/03/18)
	1.000	(8-8)	Matt Halvorsen (Western Carolina) vs Chattanooga (01/03/19)
Rebounds		19	Jeromy Rodriguez (ETSU) vs Samford (01/03/19)
		18	Thomas Smallwood (Chattanooga) vs Cumberland (11/13/18)
		17	Matt Rafferty (Furman) at Villanova (11/17/18)
		17	Jeromy Rodriguez (ETSU) at Georgia Southern (11/27/18)
		17	Mladen Armus (ETSU) vs Samford (01/03/19)
Assists		14	Josh Sharkey (Samford) at ETSU (01/03/19)
		13	Lew Stallworth (The Citadel) vs Johnson (11/14/18)
		12	Lew Stallworth (The Citadel) vs High Point (11/27/18)
		10	Greg Parham (VMI) vs Washington College (11/06/18)
		10	Josh Sharkey (Samford) vs Jacksonville State (11/09/18)
		10	Quayson Williams (The Citadel) vs Mid-Atl. Christian (11/12/18)
		10	Josh Sharkey (Samford) vs Kennesaw State (11/12/18)
		10	Alex Hunter (Furman) vs Western Carolina (12/01/18)
		10	Lew Stallworth (The Citadel) vs Johnson & Wales (12/05/18)
		10	Donovann Toatley (Chattanooga) at Ole Miss (12/16/18)
Steals		8	Josh Sharkey (Samford) vs Jacksonville State (11/09/18)
		7	Josh Sharkey (Samford) at Purdue Fort Wayne (11/23/18)
		6	Ta'Vonne Bond (VMI) vs Goucher (11/11/18)
		6	Tray Hollowell (Wofford) vs Mars Hill (11/23/18)
		6	Josh Sharkey (Samford) vs UNC Greensboro (12/22/18)
		6	Isaiah Miller (UNC Greensboro) vs Chattanooga (12/29/18)
Blocked shots		7	James Dickey (UNC Greensboro) at North Carolina A&T (11/06/18)
		6	Zane Najdawi (The Citadel) vs Johnson (11/14/18)
		5	Octavion Corley (ETSU) vs Hiwassee (11/08/18)
		4	Ruben Guerrero (Samford) vs North Alabama (11/06/18)
		4	Victor Bafutto (Mercer) vs Piedmont (11/09/18)
		4	Kyrin Galloway (UNC Greensboro) at LSU (11/09/18)
		4	Matt Rafferty (Furman) at Villanova (11/17/18)
		4	Ruben Guerrero (Samford) vs Belmont (11/29/18)
		4	Matt Rafferty (Furman) vs Western Carolina (12/01/18)
		4	Ruben Guerrero (Samford) vs Houston Baptist (12/17/18)
		4	Ruben Guerrero (Samford) vs VMI (12/29/18)
Turnovers		9	Carlos Dotson (Western Carolina) vs Jacksonville State (11/20/18)
		8	Josh Sharkey (Samford) at ETSU (01/03/19)
		7	Josh Sharkey (Samford) vs North Alabama (11/06/18)
		7	Matt Halvorsen (Western Carolina) at SMU (11/14/18)
		7	Lew Stallworth (The Citadel) at Texas (11/16/18)
		7	James Harrison (ETSU) vs Reinhardt (12/03/18)
		7	Matt Halvorsen (Western Carolina) at NC State (12/05/18)
		7	Marc Gosselin (Western Carolina) at NC State (12/05/18)
		7	Francis Alonso (UNC Greensboro) at Elon (12/07/18)
		7	Josh Sharkey (Samford) at Alabama A&M (12/09/18)
		7	Josh Sharkey (Samford) at Tennessee (12/19/18)

2018-19 Southern Conference
CONFERENCE BASKETBALL STATISTICS
Through games of Jan 08, 2019 (Conference games only)

SCORING OFFENSE	G	W-L	Pts	Avg/G
1. Wofford	4	4-0	343	85.8
2. The Citadel	3	1-2	245	81.7
3. UNC Greensboro	3	3-0	239	79.7
4. ETSU	4	3-1	318	79.5
Furman	4	3-1	318	79.5
6. Samford	4	1-3	312	78.0
7. Chattanooga	4	2-2	298	74.5
8. Western Carolina	4	1-3	280	70.0
9. Mercer	3	0-3	201	67.0
VMI	3	0-3	201	67.0

SCORING DEFENSE	G	Pts	Avg/G
1. Wofford	4	271	67.8
2. ETSU	4	277	69.2
3. UNC Greensboro	3	215	71.7
4. Mercer	3	228	76.0
5. Western Carolina	4	306	76.5
6. Chattanooga	4	308	77.0
Samford	4	308	77.0
8. Furman	4	310	77.5
9. VMI	3	250	83.3
10. The Citadel	3	282	94.0

SCORING MARGIN	G	Offense	Defense	Margin
1. Wofford	4	85.8	67.8	+18.0
2. ETSU	4	79.5	69.2	+10.2
3. UNC Greensboro	3	79.7	71.7	+8.0
4. Furman	4	79.5	77.5	+2.0
5. Samford	4	78.0	77.0	+1.0
6. Chattanooga	4	74.5	77.0	-2.5
7. Western Carolina	4	70.0	76.5	-6.5
8. Mercer	3	67.0	76.0	-9.0
9. The Citadel	3	81.7	94.0	-12.3
10. VMI	3	67.0	83.3	-16.3

FREE THROW PCT	G	FTM	FTA	Pct.
1. UNC Greensboro	3	69	85	.812
2. VMI	3	35	44	.795
3. The Citadel	3	38	49	.776
4. Wofford	4	50	65	.769
5. Samford	4	65	87	.747
6. Mercer	3	43	60	.717
7. Chattanooga	4	53	77	.688
8. Western Carolina	4	55	84	.655
9. Furman	4	51	78	.654
10. ETSU	4	50	78	.641

FIELD GOAL PERCENTAGE	G	FGM	FGA	Pct.
1. Wofford	4	128	232	.552
2. ETSU	4	118	234	.504
3. Samford	4	109	225	.484
4. Chattanooga	4	105	221	.475
5. Furman	4	116	260	.446
6. The Citadel	3	85	191	.445
7. Western Carolina	4	96	223	.430
8. UNC Greensboro	3	75	181	.414
9. Mercer	3	70	172	.407
10. VMI	3	70	180	.389

FIELD GOAL PCT DEFENSE	G	FGM	FGA	Pct.
1. ETSU	4	99	228	.434
2. Wofford	4	89	204	.436
3. Samford	4	105	238	.441
4. VMI	3	85	190	.447
5. Furman	4	116	257	.451
6. Chattanooga	4	109	234	.466
7. Western Carolina	4	111	236	.470
8. UNC Greensboro	3	73	153	.477
9. Mercer	3	80	167	.479
10. The Citadel	3	105	212	.495

3-POINT FG PCT	G	3FGM	3FGA	Pct.
1. Wofford	4	37	91	.407
2. Chattanooga	4	35	89	.393
3. ETSU	4	32	83	.386
4. Samford	4	29	76	.382
5. The Citadel	3	37	108	.343
6. VMI	3	26	78	.333
7. UNC Greensboro	3	20	62	.323
8. Western Carolina	4	33	104	.317
9. Furman	4	35	116	.302
10. Mercer	3	18	69	.261

3-POINT FG PCT DEFENSE	G	3FGM	3FGA	Pct.
1. Furman	4	35	115	.304
2. ETSU	4	28	91	.308
3. Western Carolina	4	28	86	.326
4. Samford	4	38	112	.339
5. Chattanooga	4	26	76	.342
6. The Citadel	3	35	99	.354
7. Wofford	4	33	90	.367
8. Mercer	3	32	85	.376
9. UNC Greensboro	3	17	45	.378
10. VMI	3	30	77	.390

REBOUNDING OFFENSE	G	Rebounds	Avg/G
1. Furman	4	166	41.5
2. VMI	3	109	36.3
3. Western Carolina	4	143	35.8
4. UNC Greensboro	3	107	35.7
5. ETSU	4	141	35.2
6. Samford	4	134	33.5
7. Wofford	4	132	33.0
8. The Citadel	3	93	31.0
9. Mercer	3	92	30.7
10. Chattanooga	4	117	29.3

REBOUNDING DEFENSE	G	Rebounds	Avg/G
1. Wofford	4	89	22.3
2. ETSU	4	117	29.3
3. UNC Greensboro	3	100	33.3
4. Mercer	3	105	35.0
5. Furman	4	142	35.5
6. Western Carolina	4	143	35.8
Samford	4	143	35.8
8. Chattanooga	4	150	37.5
9. VMI	3	120	40.0
10. The Citadel	3	125	41.7

2018-19 Southern Conference
CONFERENCE BASKETBALL STATISTICS
Through games of Jan 08, 2019 (Conference games only)

REBOUNDING MARGIN	G	Team	Avg.	Opp.	Avg.	Margin
1.	4	Wofford	132	33.0	89	22.3 +10.7
2.	4	ETSU	141	35.2	117	29.3 +6.0
3.	4	Furman	166	41.5	142	35.5 +6.0
4.	3	UNC Greensboro	107	35.7	100	33.3 +2.3
5.	4	Western Carolina	143	35.8	143	35.8 +0.0
6.	4	Samford	134	33.5	143	35.8 -2.2
7.	3	VMI	109	36.3	120	40.0 -3.7
8.	3	Mercer	92	30.7	105	35.0 -4.3
9.	4	Chattanooga	117	29.3	150	37.5 -8.2
10.	3	The Citadel	93	31.0	125	41.7 -10.7

BLOCKED SHOTS	G	No.	Avg/G
1.	4	Furman	18 4.5
	4	ETSU	18 4.5
3.	4	Samford	15 3.8
4.	4	Chattanooga	14 3.5
5.	4	Wofford	13 3.3
6.	3	The Citadel	8 2.7
7.	4	Western Carolina	7 1.8
8.	3	UNC Greensboro	5 1.7
	3	Mercer	5 1.7
10.	3	VMI	4 1.3

ASSISTS	G	No.	Avg/G
1.	4	Wofford	70 17.5
2.	4	ETSU	67 16.8
3.	4	Samford	64 16.0
4.	3	The Citadel	44 14.7
5.	4	Furman	55 13.8
6.	4	Chattanooga	52 13.0
7.	3	VMI	38 12.7
8.	4	Western Carolina	48 12.0
9.	3	UNC Greensboro	34 11.3
10.	3	Mercer	27 9.0

STEALS	G	No.	Avg/G
1.	3	UNC Greensboro	28 9.3
2.	4	Samford	37 9.3
3.	3	Mercer	24 8.0
4.	3	The Citadel	22 7.3
5.	4	Furman	29 7.3
6.	4	ETSU	28 7.0
7.	4	Wofford	27 6.8
8.	4	Western Carolina	21 5.3
9.	3	VMI	14 4.7
10.	4	Chattanooga	17 4.3

TURNOVER MARGIN	G	Team	Avg.	Opp.	Avg.	Margin
1.	3	UNC Greensboro	33	11.0	49	16.3 +5.3
2.	4	Wofford	48	12.0	57	14.3 +2.2
3.	4	Samford	56	14.0	61	15.3 +1.2
4.	4	ETSU	50	12.5	54	13.5 +1.0
5.	4	Chattanooga	48	12.0	50	12.5 +0.5
6.	3	Mercer	42	14.0	43	14.3 +0.3
7.	4	Furman	51	12.8	47	11.8 -1.0
8.	3	The Citadel	40	13.3	34	11.3 -2.0
9.	4	Western Carolina	57	14.3	43	10.8 -3.5
10.	3	VMI	45	15.0	32	10.7 -4.3

ASSIST/TURNOVER RATIO	G	Ast.	Avg.	T/O	Avg.	Ratio
1.	4	70	17.5	48	12.0	1.5
2.	4	67	16.8	50	12.5	1.3
3.	4	64	16.0	56	14.0	1.1
4.	3	44	14.7	40	13.3	1.1
5.	4	52	13.0	48	12.0	1.1
6.	4	55	13.8	51	12.8	1.1
7.	3	34	11.3	33	11.0	1.0
8.	3	38	12.7	45	15.0	0.8
9.	4	48	12.0	57	14.3	0.8
10.	3	27	9.0	42	14.0	0.6

OFFENSIVE REBOUNDS	G	No.	Avg/G
1.	4	Furman	53 13.3
2.	3	UNC Greensboro	36 12.0
3.	3	Mercer	32 10.7
4.	4	Western Carolina	42 10.5
5.	4	ETSU	39 9.8
6.	4	Wofford	37 9.3
7.	4	Samford	32 8.0
8.	3	VMI	23 7.7
9.	3	The Citadel	22 7.3
10.	4	Chattanooga	24 6.0

DEFENSIVE REBOUNDS	G	No.	Avg/G
1.	3	VMI	86 28.7
2.	4	Furman	113 28.3
3.	4	ETSU	102 25.5
	4	Samford	102 25.5
5.	4	Western Carolina	101 25.3
6.	4	Wofford	95 23.8
7.	3	The Citadel	71 23.7
	3	UNC Greensboro	71 23.7
9.	4	Chattanooga	93 23.3
10.	3	Mercer	60 20.0

DEFENSIVE REB PCT.	G	D-Reb	Opp. OR	D-Reb%
1.	4	95	22	.812
2.	3	71	21	.772
3.	4	102	33	.756
4.	4	113	38	.748
5.	3	86	29	.748
6.	4	101	41	.711
7.	4	102	42	.708
8.	4	93	43	.684
9.	3	60	30	.667
10.	3	71	41	.634

OFFENSIVE REB PCT.	G	O-Reb	Opp. DR	O-Reb%
1.	4	37	67	.356
2.	4	53	104	.338
3.	4	39	84	.317
4.	3	36	79	.313
5.	3	32	75	.299
6.	4	42	102	.292
7.	4	32	101	.241
8.	3	22	84	.208
9.	3	23	91	.202
10.	4	24	107	.183

2018-19 Southern Conference
CONFERENCE BASKETBALL STATISTICS
Through games of Jan 08, 2019 (Conference games only)

3-POINT FG MADE	G	No.	Avg/G
1. The Citadel	3	37	12.3
2. Wofford	4	37	9.3
3. Furman	4	35	8.8
Chattanooga	4	35	8.8
5. VMI	3	26	8.7
6. Western Carolina	4	33	8.3
7. ETSU	4	32	8.0
8. Samford	4	29	7.3
9. UNC Greensboro	3	20	6.7
10. Mercer	3	18	6.0

2018-19 Southern Conference
CONFERENCE BASKETBALL STATISTICS
Through games of Jan 08, 2019 (Conference games only)

Team	Conference	Pct.	PF	PA	Overall	Pct.	PF	PA	Current unbeaten streak
Wofford	4-0	1.000	85.8	67.8	4-0	1.000	85.8	67.8	Wofford -- 4
UNC Greensboro	3-0	1.000	79.7	71.7	3-0	1.000	79.7	71.7	UNC Greensboro -- 3
ETSU	3-1	.750	79.5	69.2	3-1	.750	79.5	69.2	ETSU -- 3
Furman	3-1	.750	79.5	77.5	3-1	.750	79.5	77.5	Furman -- 2
Chattanooga	2-2	.500	74.5	77.0	2-2	.500	74.5	77.0	Western Carolina -- 1
The Citadel	1-2	.333	81.7	94.0	1-2	.333	81.7	94.0	
Samford	1-3	.250	78.0	77.0	1-3	.250	78.0	77.0	
Western Carolina	1-3	.250	70.0	76.5	1-3	.250	70.0	76.5	
VMI	0-3	.000	67.0	83.3	0-3	.000	67.0	83.3	
Mercer	0-3	.000	67.0	76.0	0-3	.000	67.0	76.0	

TEAM SUMMARIES	G	PF-PA	Avg score	Margin	FG-FGA	Pct.	3FG-FGA	Pct.	FT-FTA	Pct.	RebF	RebA	Margin
Chattanooga	4	298-308	74.5-77.0	-2.5	105-221	.475	35-89	.393	53-77	.688	117	150	-8.2
ETSU	4	318-277	79.5-69.2	+10.3	118-234	.504	32-83	.386	50-78	.641	141	117	+6.0
Furman	4	318-310	79.5-77.5	+2.0	116-260	.446	35-116	.302	51-78	.654	166	142	+6.0
Mercer	3	201-228	67.0-76.0	-9.0	70-172	.407	18-69	.261	43-60	.717	92	105	-4.3
Samford	4	312-308	78.0-77.0	+1.0	109-225	.484	29-76	.382	65-87	.747	134	143	-2.2
The Citadel	3	245-282	81.7-94.0	-12.3	85-191	.445	37-108	.343	38-49	.776	93	125	-10.7
UNC Greensboro	3	239-215	79.7-71.7	+8.0	75-181	.414	20-62	.323	69-85	.812	107	100	+2.3
VMI	3	201-250	67.0-83.3	-16.3	70-180	.389	26-78	.333	35-44	.795	109	120	-3.7
Western Carolina	4	280-306	70.0-76.5	-6.5	96-223	.430	33-104	.317	55-84	.655	143	143	+0.0
Wofford	4	343-271	85.8-67.8	+18.0	128-232	.552	37-91	.407	50-65	.769	132	89	+10.7

ATTENDANCE	Home	Average	Away	Average	Neutral	Average	Total	Average
Chattanooga	1-2301	2301	3-8618	2873	0-0	0	4-10919	2730
ETSU	3-14766	4922	1-2014	2014	0-0	0	4-16780	4195
Furman	3-6346	2115	1-5439	5439	0-0	0	4-11785	2946
Mercer	0-0	0	3-5199	1733	0-0	0	3-5199	1733
Samford	2-1708	854	2-5611	2806	0-0	0	4-7319	1830
The Citadel	1-765	765	2-5862	2931	0-0	0	3-6627	2209
UNC Greensboro	1-2285	2285	2-1574	787	0-0	0	3-3859	1286
VMI	1-600	600	2-3035	1518	0-0	0	3-3635	1212
Western Carolina	3-3660	1220	1-2131	2131	0-0	0	4-5791	1448
Wofford	3-8095	2698	1-1043	1043	0-0	0	4-9138	2284
Totals	18-40526	2251	18-40526	2251	0-0	0	36-81052	2251

2018-19 Southern Conference
INDIVIDUAL BASKETBALL STATISTICS
Through games of Jan 08, 2019 (Conference games only)

To be ranked, a player must appear in at least 75.0% of their team's games.

SCORING							REBOUNDING							
	Cl	G	FG	3FG	FT	Pts	Avg/G		Cl	G	Off	Def	Total	Avg/G
1. Matt Rafferty-FUR	Sr	4	34	1	18	87	21.8	1. Carlos Dotson-WCU	Jr	4	14	36	50	12.5
2. Fletcher Magee-WOF	Sr	4	24	19	15	82	20.5	2. Matt Rafferty-FUR	Sr	4	9	33	42	10.5
3. Francis Alonso-UNCG	Sr	3	12	6	30	60	20.0	3. Jeromy Rodriguez-ETSU	Jr	4	12	29	41	10.3
4. Isaiah Miller-UNCG	So	3	23	2	10	58	19.3	4. Clay Mounce-FUR	So	4	16	23	39	9.8
5. Carlos Dotson-WCU	Jr	4	32	0	11	75	18.8	5. Mladen Armus-ETSU	So	4	8	27	35	8.8
6. Kevin Easley-UTC	Fr	4	24	10	14	72	18.0	6. Keve Aluma-WOF	So	4	10	22	32	8.0
7. Bubba Parham-VMI	So	3	19	8	8	54	18.0	7. Garrett Gilkeson-VMI	Jr	3	6	18	24	8.0
8. Lew Stallworth-CIT	Sr	3	23	2	5	53	17.7	8. Ruben Guerrero-SAM	Sr	4	8	23	31	7.8
9. Ross Cummings-MER	So	3	15	11	12	53	17.7	9. Zane Najdawi-CIT	Sr	3	6	16	22	7.3
10. Jordan Lyons-FUR	Jr	4	25	14	5	69	17.3	10. Ethan Stair-MER	Jr	3	9	13	22	7.3
11. Zane Najdawi-CIT	Sr	3	16	7	8	47	15.7	11. Cameron Jackson-WOF	Sr	4	13	16	29	7.3
12. Ruben Guerrero-SAM	Sr	4	24	0	14	62	15.5	12. Eric Hamilton-UNCG	Jr	3	10	11	21	7.0
13. Cameron Jackson-WOF	Sr	4	23	1	15	62	15.5	13. Isaiah Miller-UNCG	So	3	5	14	19	6.3
14. Alex Reed-CIT	So	3	16	7	4	43	14.3	14. Kevin Easley-UTC	Fr	4	5	18	23	5.8
15. Donovan Toatley-UTC	Fr	3	17	2	7	43	14.3	15. Onno Steger-WCU	Jr	4	9	14	23	5.8
16. Onno Steger-WCU	Jr	4	18	11	10	57	14.3	16. Lew Stallworth-CIT	Sr	3	0	17	17	5.7
17. Ethan Stair-MER	Jr	3	14	5	9	42	14.0	17. Marc Gosselin-WCU	Sr	4	6	16	22	5.5
18. Ramon Vila-UTC	So	3	16	0	8	40	13.3	18. Myles Lewis-VMI	So	3	6	10	16	5.3
19. David Jean-Baptiste-UTC	So	4	19	8	6	52	13.0	19. Ramon Vila-UTC	So	3	2	14	16	5.3
20. Djordje Dimitrijevic-MER	Jr	3	15	1	7	38	12.7	20. Noah Gurley-FUR	Fr	4	11	10	21	5.3
21. Kameron Gibson-WCU	Fr	4	18	9	4	49	12.3							
22. Myron Gordon-SAM	Jr	4	15	4	15	49	12.3							
23. Nathan Hoover-WOF	Jr	4	17	5	9	48	12.0							
24. Tray Boyd III-ETSU	Jr	4	17	9	3	46	11.5							
25. Josh Sharkey-SAM	Jr	4	15	0	15	45	11.3							
26. Robert Allen-SAM	Fr	4	15	4	11	45	11.3							
27. Garrett Gilkeson-VMI	Jr	3	10	5	8	33	11.0							
28. Brandon Austin-SAM	Jr	4	13	9	7	42	10.5							
29. Clay Mounce-FUR	So	4	15	2	10	42	10.5							
30. Jeromy Rodriguez-ETSU	Jr	4	18	0	6	42	10.5							

FIELD GOAL PCT						ASSISTS				
	Cl	G	FGM	FGA	Pct.		Cl	G	No.	Avg/G
1. Ramon Vila-UTC	So	3	16	23	.696	1. Josh Sharkey-SAM	Jr	4	34	8.5
2. Matt Rafferty-FUR	Sr	4	34	52	.654	2. Lew Stallworth-CIT	Sr	3	16	5.3
3. Cameron Jackson-WOF	Sr	4	23	38	.605	3. Alex Hunter-FUR	So	4	20	5.0
4. Alex Reed-CIT	So	3	16	27	.593	4. Demetrius Troy-UNCG	Sr	3	13	4.3
5. Isaiah Miller-UNCG	So	3	23	39	.590	5. Bubba Parham-VMI	So	3	12	4.0
6. Carlos Dotson-WCU	Jr	4	32	55	.582	6. Storm Murphy-WOF	So	4	15	3.8
7. Ross Cummings-MER	So	3	15	26	.577	7. Kameron Gibson-WCU	Fr	4	14	3.5
8. Lew Stallworth-CIT	Sr	3	23	40	.575	8. Cameron Jackson-WOF	Sr	4	12	3.0
9. Ruben Guerrero-SAM	Sr	4	24	42	.571	9. David Jean-Baptiste-UTC	So	4	12	3.0
10. Donovan Toatley-UTC	Fr	3	17	32	.531	10. Garrett Gilkeson-VMI	Jr	3	9	3.0
11. Kevin Easley-UTC	Fr	4	24	47	.511	11. Donovan Toatley-UTC	Fr	3	9	3.0
12. Zane Najdawi-CIT	Sr	3	16	33	.485	12. Jonathan Scott-UTC	Jr	4	11	2.8
13. Djordje Dimitrijevic-MER	Jr	3	15	36	.417	13. Isaiah Tisdale-ETSU	Jr	4	11	2.8
14. Fletcher Magee-WOF	Sr	4	24	58	.414	14. Matt Halvorsen-WCU	So	4	10	2.5
15. Bubba Parham-VMI	So	3	19	47	.404	15. Matt Rafferty-FUR	Sr	4	10	2.5
						16. Tray Boyd III-ETSU	Jr	4	10	2.5
						17. Patrick Good-ETSU	So	4	10	2.5

2018-19 Southern Conference
INDIVIDUAL BASKETBALL STATISTICS
Through games of Jan 08, 2019 (Conference games only)

FREE THROW PCT					
	Cl	G	FTM	FTA	Pct.
1. Fletcher Magee-WOF	Sr	4	15	15	1.000
Matt Halvorsen-WCU	So	4	12	12	1.000
3. Ross Cummings-MER	So	3	12	13	.923
4. Eric Hamilton-UNCG	Jr	3	9	10	.900
5. Garrett Gilkeson-VMI	Jr	3	8	9	.889
6. Francis Alonso-UNCG	Sr	3	30	34	.882
7. Kevin Easley-UTC	Fr	4	14	16	.875
8. Sarju Patel-VMI	So	3	11	13	.846
9. Myron Gordon-SAM	Jr	4	15	18	.833
10. Ruben Guerrero-SAM	Sr	4	14	17	.824
11. Ethan Stair-MER	Jr	3	9	11	.818
12. Bubba Parham-VMI	So	3	8	10	.800
13. Josh Sharkey-SAM	Jr	4	15	19	.789
14. Onno Steger-WCU	Jr	4	10	13	.769
15. Zane Najdawi-CIT	Sr	3	8	11	.727

STEALS				
	Cl	G	No.	Avg/G
1. Isaiah Miller-UNCG	So	3	11	3.7
2. Josh Sharkey-SAM	Jr	4	12	3.0
Matt Rafferty-FUR	Sr	4	12	3.0
4. Zane Najdawi-CIT	Sr	3	7	2.3
5. Cameron Jackson-WOF	Sr	4	8	2.0
Matt Frierson-CIT	Sr	3	6	2.0
Ethan Stair-MER	Jr	3	6	2.0
8. Robert Allen-SAM	Fr	4	7	1.8
9. Francis Alonso-UNCG	Sr	3	5	1.7
10. Isaiah Tisdale-ETSU	Jr	4	6	1.5
David Jean-Baptiste-UTC	So	4	6	1.5
12. Cory Kilby-MER	Sr	3	4	1.3
Kaleb Hunter-UNCG	Fr	3	4	1.3
14. Nathan Hoover-WOF	Jr	4	5	1.3
Carlos Dotson-WCU	Jr	4	5	1.3
Tre Clark-FUR	So	4	5	1.3
Jeromy Rodriguez-ETSU	Jr	4	5	1.3

3-POINT FG PCT					
	Cl	G	3FG	FGA	Pct.
1. Kevion Nolan-SAM	So	3	7	11	.636
2. Kevin Easley-UTC	Fr	4	10	17	.588
3. Ross Cummings-MER	So	3	11	20	.550
4. Josh Cottrell-WCU	Fr	4	6	11	.545
Storm Murphy-WOF	So	4	6	11	.545
6. Alex Reed-CIT	So	3	7	14	.500
7. Kyrin Galloway-UNCG	Jr	3	6	13	.462
Kevon Tucker-ETSU	Jr	4	6	13	.462
9. David Jean-Baptiste-UTC	So	4	8	18	.444
10. Zane Najdawi-CIT	Sr	3	7	16	.438
11. Patrick Good-ETSU	So	4	9	21	.429
12. Onno Steger-WCU	Jr	4	11	26	.423
13. Fletcher Magee-WOF	Sr	4	19	45	.422
14. Garrett Gilkeson-VMI	Jr	3	5	12	.417
Greg Parham-VMI	So	3	5	12	.417

3-POINT FG MADE				
	Cl	G	3FG	Avg/G
1. Fletcher Magee-WOF	Sr	4	19	4.8
2. Ross Cummings-MER	So	3	11	3.7
3. Jordan Lyons-FUR	Jr	4	14	3.5
4. Onno Steger-WCU	Jr	4	11	2.8
5. Bubba Parham-VMI	So	3	8	2.7
6. Kevin Easley-UTC	Fr	4	10	2.5
7. Alex Reed-CIT	So	3	7	2.3
Zane Najdawi-CIT	Sr	3	7	2.3
Kaiden Rice-CIT	So	3	7	2.3
Kevion Nolan-SAM	So	3	7	2.3
11. Patrick Good-ETSU	So	4	9	2.3
Brandon Austin-SAM	Jr	4	9	2.3
Tray Boyd III-ETSU	Jr	4	9	2.3
Kameron Gibson-WCU	Fr	4	9	2.3
15. David Jean-Baptiste-UTC	So	4	8	2.0
Matt Frierson-CIT	Sr	3	6	2.0
Francis Alonso-UNCG	Sr	3	6	2.0
Kyrin Galloway-UNCG	Jr	3	6	2.0

BLOCKED SHOTS				
	Cl	G	No.	Avg/G
1. Ruben Guerrero-SAM	Sr	4	10	2.5
2. Clay Mounce-FUR	So	4	8	2.0
3. Zane Najdawi-CIT	Sr	3	5	1.7
Lucas N'Guessan-ETSU		3	5	1.7
5. Matt Rafferty-FUR	Sr	4	6	1.5
6. Carlos Dotson-WCU	Jr	4	5	1.3
Mladen Armus-ETSU	So	4	5	1.3
Cameron Jackson-WOF	Sr	4	5	1.3
9. Justin Brown-UTC	Fr	4	4	1.0
Keve Aluma-WOF	So	4	4	1.0
Ramon Vila-UTC	So	3	3	1.0
12. Matt Pegram-WOF	Sr	4	3	0.8
Jeromy Rodriguez-ETSU	Jr	4	3	0.8
Kevin Easley-UTC	Fr	4	3	0.8
15. Eric Hamilton-UNCG	Jr	3	2	0.7
Victor Bafutto-MER	So	3	2	0.7
Kyrin Galloway-UNCG	Jr	3	2	0.7

ASSIST/TURNOVER RATIO					
	Cl	G	Ast.	T/O	Ratio
1. Storm Murphy-WOF	So	4	15	4	3.8
2. Alex Hunter-FUR	So	4	20	6	3.3
3. Kameron Gibson-WCU	Fr	4	14	6	2.3
4. Demetrius Troy-UNCG	Sr	3	13	6	2.2
5. Lew Stallworth-CIT	Sr	3	16	9	1.8
6. David Jean-Baptiste-UTC	So	4	12	7	1.7
7. Josh Sharkey-SAM	Jr	4	34	21	1.6
8. Cameron Jackson-WOF	Sr	4	12	8	1.5
9. Donovan Toatley-UTC	Fr	3	9	7	1.3
10. Garrett Gilkeson-VMI	Jr	3	9	8	1.1
11. Bubba Parham-VMI	So	3	12	15	0.8

2018-19 Southern Conference
INDIVIDUAL BASKETBALL STATISTICS
Through games of Jan 08, 2019 (Conference games only)

OFFENSIVE REBOUNDS	Cl	G	No.	Avg/G
1. Clay Mounce-FUR	So	4	16	4.0
2. Carlos Dotson-WCU	Jr	4	14	3.5
3. Eric Hamilton-UNCG	Jr	3	10	3.3
4. Cameron Jackson-WOF	Sr	4	13	3.3
5. Jeromy Rodriguez-ETSU	Jr	4	12	3.0
Ethan Stair-MER	Jr	3	9	3.0
7. Noah Gurley-FUR	Fr	4	11	2.8
8. Keve Aluma-WOF	So	4	10	2.5
9. Alex Reed-CIT	So	3	7	2.3
10. Onno Steger-WCU	Jr	4	9	2.3
Matt Rafferty-FUR	Sr	4	9	2.3
12. Bo Hodges-ETSU	So	4	8	2.0
Ruben Guerrero-SAM	Sr	4	8	2.0
Mladen Armus-ETSU	So	4	8	2.0
Zane Najdawi-CIT	Sr	3	6	2.0
Myles Lewis-VMI	So	3	6	2.0
Garrett Gilkeson-VMI	Jr	3	6	2.0

DEFENSIVE REBOUNDS	Cl	G	No.	Avg/G
1. Carlos Dotson-WCU	Jr	4	36	9.0
2. Matt Rafferty-FUR	Sr	4	33	8.3
3. Jeromy Rodriguez-ETSU	Jr	4	29	7.3
4. Mladen Armus-ETSU	So	4	27	6.8
5. Garrett Gilkeson-VMI	Jr	3	18	6.0
6. Clay Mounce-FUR	So	4	23	5.8
Ruben Guerrero-SAM	Sr	4	23	5.8
8. Lew Stallworth-CIT	Sr	3	17	5.7
9. Keve Aluma-WOF	So	4	22	5.5
10. Zane Najdawi-CIT	Sr	3	16	5.3
11. Ramon Vila-UTC	So	3	14	4.7
Isaiah Miller-UNCG	So	3	14	4.7
13. Kevin Easley-UTC	Fr	4	18	4.5
14. Ethan Stair-MER	Jr	3	13	4.3
Tyler Creammer-VMI	Jr	3	13	4.3

MINUTES PLAYED	Cl	G	No.	Avg/G
1. Matt Halvorsen-WCU	So	4	157	39.2
2. Ethan Stair-MER	Jr	3	114	38.0
3. Matt Rafferty-FUR	Sr	4	151	37.8
Alex Hunter-FUR	So	4	151	37.8
5. Ross Cummings-MER	So	3	112	37.3
6. Onno Steger-WCU	Jr	4	142	35.5
7. Carlos Dotson-WCU	Jr	4	140	35.0
Bubba Parham-VMI	So	3	105	35.0
Garrett Gilkeson-VMI	Jr	3	105	35.0
10. Kameron Gibson-WCU	Fr	4	139	34.8

2018-19 Southern Conference
Conference Team Highs
Through games of Jan 08, 2019 (Conference games only)

TEAM HIGHS (highest totals made by)

Points	112	Wofford vs The Citadel (01/03/19)
	101	Furman vs The Citadel (01/05/19)
	96	Samford vs VMI (12/29/18)
	96	ETSU vs Chattanooga (01/05/19)
	90	Furman vs Western Carolina (12/01/18)
Margin	31 (112-81)	Wofford vs The Citadel (01/03/19)
	28 (96-68)	Samford vs VMI (12/29/18)
	26 (96-70)	ETSU vs Chattanooga (01/05/19)
	23 (79-56)	ETSU vs Furman (12/29/18)
	20 (74-54)	Wofford at Western Carolina (12/29/18)
Field goals made	43	Wofford vs The Citadel (01/03/19)
	37	Furman vs The Citadel (01/05/19)
	36	ETSU vs Chattanooga (01/05/19)
	35	Samford vs VMI (12/29/18)
	34	Furman vs Western Carolina (12/01/18)
Field goal attempts	80	Western Carolina at Furman (12/01/18)
	79	Furman vs The Citadel (01/05/19)
	73	Furman vs Western Carolina (12/01/18)
	70	ETSU vs Samford (01/03/19)
	69	Mercer at The Citadel (12/01/18)
	69	The Citadel at Furman (01/05/19)
Field goal percentage	.672 (43-64)	Wofford vs The Citadel (01/03/19)
	.610 (36-59)	ETSU vs Chattanooga (01/05/19)
	.600 (30-50)	ETSU vs Furman (12/29/18)
	.565 (35-62)	Samford vs VMI (12/29/18)
	.558 (29-52)	Wofford vs Mercer (01/05/19)
3-Pt FG made	15	Wofford vs The Citadel (01/03/19)
	14	The Citadel at Furman (01/05/19)
	13	Chattanooga vs VMI (12/09/18)
	13	Furman vs The Citadel (01/05/19)
	13	Western Carolina vs Samford (01/05/19)
3-Pt FG attempts	43	The Citadel at Furman (01/05/19)
	38	Furman vs The Citadel (01/05/19)
	37	Western Carolina at Furman (12/01/18)
	35	Mercer at The Citadel (12/01/18)
	34	Chattanooga vs VMI (12/09/18)
	34	VMI at Samford (12/29/18)
3-Pt percentage	.577 (15-26)	Wofford vs The Citadel (01/03/19)
	.500 (11-22)	Chattanooga at Western Carolina (01/03/19)
	.500 (9-18)	ETSU vs Chattanooga (01/05/19)
	.476 (10-21)	Samford vs VMI (12/29/18)
	.467 (7-15)	Mercer at Wofford (01/05/19)
Free throws made	27	UNC Greensboro at Samford (12/22/18)
	24	Samford vs UNC Greensboro (12/22/18)
	22	UNC Greensboro at VMI (01/05/19)
	20	UNC Greensboro vs Chattanooga (12/29/18)
	19	Mercer at Wofford (01/05/19)
Free throw attempts	36	UNC Greensboro at Samford (12/22/18)
	32	Samford vs UNC Greensboro (12/22/18)
	27	Western Carolina vs Chattanooga (01/03/19)
	27	UNC Greensboro at VMI (01/05/19)
	24	Furman vs Western Carolina (12/01/18)
Free throw percentage	.909 (20-22)	UNC Greensboro vs Chattanooga (12/29/18)
	.875 (7-8)	The Citadel at Furman (01/05/19)
	.864 (19-22)	Mercer at Wofford (01/05/19)

	.846	(11-13)	VMI at Chattanooga (12/09/18)
	.846	(11-13)	Wofford vs The Citadel (01/03/19)
	.846	(11-13)	Western Carolina vs Samford (01/05/19)
Rebounds	53		Furman vs Western Carolina (12/01/18)
	53		Furman vs The Citadel (01/05/19)
	48		ETSU vs Samford (01/03/19)
	46		Samford vs VMI (12/29/18)
	45		Western Carolina at Furman (12/01/18)
Assists	24		Wofford vs The Citadel (01/03/19)
	22		ETSU vs Chattanooga (01/05/19)
	21		Samford vs VMI (12/29/18)
	20		Chattanooga vs VMI (12/09/18)
	18		ETSU vs Furman (12/29/18)
Steals	11		ETSU vs Samford (01/03/19)
	11		Samford at ETSU (01/03/19)
	11		Mercer at Furman (01/03/19)
	11		Furman vs The Citadel (01/05/19)
	11		UNC Greensboro at VMI (01/05/19)
Blocked shots	8		Furman vs Western Carolina (12/01/18)
	6		Chattanooga vs VMI (12/09/18)
	5		Samford vs UNC Greensboro (12/22/18)
	5		ETSU vs Furman (12/29/18)
	5		Samford vs VMI (12/29/18)
	5		ETSU vs Samford (01/03/19)
	5		Chattanooga at Western Carolina (01/03/19)
	5		ETSU vs Chattanooga (01/05/19)
Turnovers	19		VMI vs UNC Greensboro (01/05/19)
	18		Western Carolina vs Wofford (12/29/18)
	18		ETSU vs Samford (01/03/19)
	18		Samford at ETSU (01/03/19)
	17		Chattanooga at UNC Greensboro (12/29/18)
	17		Western Carolina vs Samford (01/05/19)
Fouls	25		UNC Greensboro vs Chattanooga (12/29/18)
	23		Wofford at Western Carolina (12/29/18)
	22		Samford vs UNC Greensboro (12/22/18)
	22		Western Carolina vs Chattanooga (01/03/19)
	21		Western Carolina at Furman (12/01/18)
	21		UNC Greensboro at Samford (12/22/18)

2018-19 Southern Conference
Conference Individual Highs
Through games of Jan 08, 2019 (Conference games only)

INDIVIDUAL PLAYER GAME HIGHS

Points	30	Francis Alonso (UNC Greensboro) at Samford (12/22/18)
	29	Jordan Lyons (Furman) vs Western Carolina (12/01/18)
	28	Matt Rafferty (Furman) vs The Citadel (01/05/19)
	27	Carlos Dotson (Western Carolina) at Furman (12/01/18)
	26	Kevin Easley (Chattanooga) vs VMI (12/09/18)
Field goals made	12	Carlos Dotson (Western Carolina) at Furman (12/01/18)
	11	Matt Rafferty (Furman) vs The Citadel (01/05/19)
	10	Jordan Lyons (Furman) vs Western Carolina (12/01/18)
	10	Kevin Easley (Chattanooga) vs VMI (12/09/18)
	10	Isaiah Miller (UNC Greensboro) vs Chattanooga (12/29/18)
	10	Nathan Hoover (Wofford) vs The Citadel (01/03/19)
	10	Lew Stallworth (The Citadel) at Furman (01/05/19)
Field goal attempts	26	Jordan Lyons (Furman) vs Western Carolina (12/01/18)
	21	Tray Boyd III (ETSU) vs Samford (01/03/19)
	20	Carlos Dotson (Western Carolina) at Furman (12/01/18)
	20	Bubba Parham (VMI) at Samford (12/29/18)
	18	Francis Alonso (UNC Greensboro) at Samford (12/22/18)
Field goal percentage	.800 (8-10)	Isaiah Miller (UNC Greensboro) at Samford (12/22/18)
	.800 (8-10)	Jeromy Rodriguez (ETSU) vs Furman (12/29/18)
	.769 (10-13)	Nathan Hoover (Wofford) vs The Citadel (01/03/19)
	.733 (11-15)	Matt Rafferty (Furman) vs The Citadel (01/05/19)
	.727 (8-11)	Ruben Guerrero (Samford) vs VMI (12/29/18)
	.727 (8-11)	Cameron Jackson (Wofford) at Western Carolina (12/29/18)
	.727 (8-11)	Alex Reed (The Citadel) at Furman (01/05/19)
3-Pt FG made	6	Ross Cummings (Mercer) at The Citadel (12/01/18)
	6	Jordan Lyons (Furman) vs Western Carolina (12/01/18)
	6	Bubba Parham (VMI) at Samford (12/29/18)
	6	Fletcher Magee (Wofford) vs The Citadel (01/03/19)
	5	Fletcher Magee (Wofford) vs ETSU (12/01/18)
	5	Kevion Nolan (Samford) vs VMI (12/29/18)
	5	Kevin Easley (Chattanooga) at Western Carolina (01/03/19)
	5	Kaiden Rice (The Citadel) at Furman (01/05/19)
	5	Onno Steger (Western Carolina) vs Samford (01/05/19)
	5	Fletcher Magee (Wofford) vs Mercer (01/05/19)
3-Pt FG attempts	17	Jordan Lyons (Furman) vs Western Carolina (12/01/18)
	14	Fletcher Magee (Wofford) vs Mercer (01/05/19)
	13	Matt Halvorsen (Western Carolina) at Furman (12/01/18)
	13	Kaiden Rice (The Citadel) at Furman (01/05/19)
	12	Fletcher Magee (Wofford) vs ETSU (12/01/18)
	12	Bubba Parham (VMI) at Samford (12/29/18)
	12	Tray Boyd III (ETSU) vs Samford (01/03/19)
3-Pt percentage	1.000 (5-5)	Kevin Easley (Chattanooga) at Western Carolina (01/03/19)
	.833 (5-6)	Kevion Nolan (Samford) vs VMI (12/29/18)
	.667 (6-9)	Fletcher Magee (Wofford) vs The Citadel (01/03/19)
	.600 (6-10)	Ross Cummings (Mercer) at The Citadel (12/01/18)
	.500 (6-12)	Bubba Parham (VMI) at Samford (12/29/18)
	.500 (5-10)	Onno Steger (Western Carolina) vs Samford (01/05/19)
Free throws made	17	Francis Alonso (UNC Greensboro) at Samford (12/22/18)
	10	Myron Gordon (Samford) vs UNC Greensboro (12/22/18)
	8	Matt Halvorsen (Western Carolina) vs Chattanooga (01/03/19)
	7	Ruben Guerrero (Samford) vs VMI (12/29/18)
	7	Eric Hamilton (UNC Greensboro) vs Chattanooga (12/29/18)
	7	Matt Rafferty (Furman) vs Mercer (01/03/19)
	7	Sarju Patel (VMI) vs UNC Greensboro (01/05/19)
	7	Francis Alonso (UNC Greensboro) at VMI (01/05/19)

		7	Ross Cummings (Mercer) at Wofford (01/05/19)
Free throw attempts		21	Francis Alonso (UNC Greensboro) at Samford (12/22/18)
		11	Myron Gordon (Samford) vs UNC Greensboro (12/22/18)
		9	Cameron Jackson (Wofford) vs ETSU (12/01/18)
		8	Ruben Guerrero (Samford) vs VMI (12/29/18)
		8	Eric Hamilton (UNC Greensboro) vs Chattanooga (12/29/18)
		8	Matt Rafferty (Furman) vs Mercer (01/03/19)
		8	Matt Halvorsen (Western Carolina) vs Chattanooga (01/03/19)
		8	Isaiah Miller (UNC Greensboro) at VMI (01/05/19)
		8	Cameron Jackson (Wofford) vs Mercer (01/05/19)
Free throw percentage	1.000	(8-8)	Matt Halvorsen (Western Carolina) vs Chattanooga (01/03/19)
	.909	(10-11)	Myron Gordon (Samford) vs UNC Greensboro (12/22/18)
	.810	(17-21)	Francis Alonso (UNC Greensboro) at Samford (12/22/18)
Rebounds		19	Jeromy Rodriguez (ETSU) vs Samford (01/03/19)
		17	Mladen Armus (ETSU) vs Samford (01/03/19)
		15	Matt Rafferty (Furman) vs Western Carolina (12/01/18)
		15	Carlos Dotson (Western Carolina) vs Samford (01/05/19)
		14	Ethan Stair (Mercer) at The Citadel (12/01/18)
		14	Carlos Dotson (Western Carolina) at Furman (12/01/18)
		14	Carlos Dotson (Western Carolina) vs Chattanooga (01/03/19)
Assists		14	Josh Sharkey (Samford) at ETSU (01/03/19)
		10	Alex Hunter (Furman) vs Western Carolina (12/01/18)
		9	Josh Sharkey (Samford) vs UNC Greensboro (12/22/18)
		7	Demetrius Troy (UNC Greensboro) at VMI (01/05/19)
		6	Matt Halvorsen (Western Carolina) at Furman (12/01/18)
		6	Jerry Johnson Jr. (Chattanooga) vs VMI (12/09/18)
		6	Josh Sharkey (Samford) vs VMI (12/29/18)
		6	Lew Stallworth (The Citadel) at Furman (01/05/19)
		6	Storm Murphy (Wofford) vs Mercer (01/05/19)
Steals		6	Josh Sharkey (Samford) vs UNC Greensboro (12/22/18)
		6	Isaiah Miller (UNC Greensboro) vs Chattanooga (12/29/18)
		4	Matt Frierson (The Citadel) vs Mercer (12/01/18)
		4	Zane Najdawi (The Citadel) vs Mercer (12/01/18)
		4	Ruben Guerrero (Samford) at ETSU (01/03/19)
		4	Tre Clark (Furman) vs The Citadel (01/05/19)
Blocked shots		4	Matt Rafferty (Furman) vs Western Carolina (12/01/18)
		4	Ruben Guerrero (Samford) vs VMI (12/29/18)
		3	Zane Najdawi (The Citadel) vs Mercer (12/01/18)
		3	Clay Mounce (Furman) vs Western Carolina (12/01/18)
		3	Ruben Guerrero (Samford) vs UNC Greensboro (12/22/18)
		3	Lucas N'Guessan (ETSU) vs Furman (12/29/18)
Turnovers		8	Josh Sharkey (Samford) at ETSU (01/03/19)
		6	Jordan Lyons (Furman) vs Western Carolina (12/01/18)
		6	Bubba Parham (VMI) at Chattanooga (12/09/18)
		6	Lew Stallworth (The Citadel) at Furman (01/05/19)
		5	Djordje Dimitrijevic (Mercer) at The Citadel (12/01/18)
		5	Josh Sharkey (Samford) vs UNC Greensboro (12/22/18)
		5	Bubba Parham (VMI) at Samford (12/29/18)
		5	Josh Sharkey (Samford) vs VMI (12/29/18)
		5	David Jean-Baptiste (Chattanooga) at UNC Greensboro (12/29/18)
		5	Carlos Dotson (Western Carolina) vs Wofford (12/29/18)
		5	Jeromy Rodriguez (ETSU) vs Chattanooga (01/05/19)
		5	Matt Halvorsen (Western Carolina) vs Samford (01/05/19)
		5	Marcus Cohen (Mercer) at Wofford (01/05/19)