

2018-2019

Southern Conference Men's Basketball



#SoConHoops

702 North Pine Street, Spartanburg, SC 29303 • 864-591-5100 • Fax: 864-591-3448

Phil Perry, Assistant Commissioner for Media Relations (FB contact)

facebook.com/SouthernConference • twitter.com/SoConSports • instagram.com/SouthernConference

2018-19 SOUTHERN CONFERENCE BASKETBALL STANDINGS

	Conference					Overall					
	W-L	Pct.	H	A	ST	W-L	Pct.	H	A	N	ST
Wofford	6-0	1.000	3-0	3-0	W6	14-4	.778	9-1	5-3	0-0	W5
ETSU	5-1	.833	3-0	2-1	W5	15-4	.789	9-0	5-4	1-0	W7
UNCG	4-1	.800	2-1	2-0	W1	15-3	.833	8-1	6-2	1-0	W1
Furman	4-2	.667	3-0	1-2	L1	15-3	.833	9-0	6-3	0-0	L1
Chattanooga	3-2	.600	2-0	1-2	W1	8-10	.444	6-1	2-7	0-2	W1
Western Carolina	2-4	.333	1-2	1-2	W1	5-14	.263	3-3	2-9	0-2	W1
Samford	1-4	.200	1-1	0-3	L3	11-7	.611	8-2	3-5	0-0	L3
The Citadel	1-4	.200	1-2	0-2	L4	9-7	.563	6-3	3-4	0-0	L5
Mercer	1-4	.200	1-1	0-3	L1	6-11	.353	6-2	0-8	0-1	L1
VMI	0-5	.000	0-3	0-2	L5	6-11	.353	5-4	1-7	0-0	L4

UPCOMING SCHEDULE (ALL TIMES EASTERN)

Jan. 17 (Thursday)

*VMI at ETSU, 7 p.m.	ESPN+
*UNCG at Western Carolina, 7:30 p.m.	ESPN+
*The Citadel at Samford, 8 p.m.	ESPN+
*Mercer at Chattanooga, 8 p.m.	ESPN3

Jan. 19 (Saturday)

*Western Carolina at VMI, 1 p.m.	Nexstar/ESPN+
*Mercer at Samford, 3 p.m.	ESPN3
*UNCG at ETSU, 4 p.m.	ESPN3
*The Citadel at Chattanooga, 4:30 p.m.	ESPN3
*Furman at Wofford, 7 p.m.	Nexstar/ESPN3

Nexstar affiliates for Jan. 19:

WYCW (Greenville/Spartanburg/Asheville)
WWCW (Lynchburg)

Jan. 24 (Thursday)

*The Citadel at UNCG, 7 p.m.	ESPN+
*Chattanooga at Furman, 7 p.m.	ESPN+
*Samford at Wofford, 7 p.m.	ESPN+
*VMI at Mercer, 7:30 p.m.	ESPN+

Jan. 26 (Saturday)

*VMI at The Citadel, 1 p.m.	ESPN+
*Samford at Furman, 4:30 p.m.	ESPN3
*Mercer at UNCG, 5 p.m.	ESPN+
*ETSU at Western Carolina, 7 p.m.	ESPN3
*Chattanooga at Wofford, 7 p.m.	Nexstar/ESPN+

Nexstar affiliates for Jan. 26:

WYCW (Greenville/Spartanburg/Asheville)
WWCW (Lynchburg)

SoCON PLAYER OF THE WEEK (1/15)

Ross Cummings, Jr., G Mercer

Cummings opened his week with a career-high 36 points and added four rebounds and two assists as the Bears claimed their first SoCon win of the season and snapped a three-game skid, topping Western Carolina 84-80 on Thursday. Cummings was 12-for-19 from the floor (63.2 percent) against the Catamounts, including a 7-for-11 mark (63.6 percent) from 3-point range. He had 21 of his points after halftime and scored seven of Mercer's final nine points in the contest as the Bears rallied from a five-point deficit at the break.

The Dickson, Tennessee, native followed that performance with a game-high 22 points in Mercer's 72-68 overtime loss to ETSU on Saturday, again doing most of his damage in the second half with 17 points after intermission. Cummings also brought down four rebounds and hit another four 3-pointers.

For the week, Cummings was 18-for-33 from the floor (54.5 percent) and converted half of his 22 3-point attempts. He was also 11-for-13 (84.6 percent) from the free-throw line.



CONFERENCE NEWS AND NOTES

• Eight Southern Conference teams take the floor Thursday. ETSU, which enters the day second in the league standings at 5-1, puts its seven-game overall and nine-game home winning streaks on the line when it hosts VMI.

• Chattanooga, which has won six straight at home, hosts Mercer, while The Citadel visits Samford and UNCG heads to Western Carolina.

• Colleg Insider.com released its midseason watch list for the Lou Henson Award, presented annually to the top mid-major Division I player, and it includes four SoCon players. Furman's Matt Rafferty, UNCG's Francis Alonso and Wofford's Cameron Jackson and Fletcher Magee, who all appeared on the initial watch list, are on the midseason list.

• The SoCon boasts four teams in the Colleg Insider.com Mid-Major Top 25, the most of any league. Wofford is up to No. 3, ETSU jumped six spots to No. 8, UNCG is No. 10 and Furman is No. 12.

• Wofford is receiving votes in the latest Associated Press Top 25, while Furman is receiving votes in the USA Today Coaches Top 25. The Paladins appeared in the AP Top 25 for three weeks and in the coaches' poll for a week in December.

• ETSU downed Mercer 72-68 on Saturday, improving to 7-0 in overtime games under head coach Steve Forbes. The Bucs got 20 points and 18 rebounds from redshirt junior Jeromy Rodriguez.

• After suffering its first SoCon loss of the season against Wofford on Jan. 10, UNCG bounced back with an 89-79 win over Furman on Saturday. Sophomore guard Isaiah Miller led the way for the Spartans, scoring a career-high 25 points.

• Citadel graduate transfer Lew Stallworth scored a career-high 32 points in the Bulldogs' 94-82 loss to Western Carolina on Saturday. Stallworth also had nine rebounds and eight assists in the contest.

• Chattanooga's Ramon Vila recorded his first career double-double in the Mocs' 80-75 win over Samford on Saturday, matching his career high with 18 points and pulling down a career-best 11 rebounds.

• League-leading Wofford is idle Thursday. The Terriers are off to a program-record 6-0 SoCon start, while their overall 14-4 start is also a program best.

• UNCG's Miller and Samford's Josh Sharkey are 1-2 in the SoCon in steals, both at 2.7 per game with Miller slightly ahead with 49 total steals to Sharkey's 48. Should Miller finish the season leading the league in steals, he'd be just the third Spartan to do so and the first since Ricky Hickman in 2005-06. Samford has never had a player lead the SoCon in steals. Miller is sixth and Sharkey ninth in NCAA DI in steals this season.

For additional notes, see page 2

CONFERENCE NEWS AND NOTES

• With three league wins so far, Chattanooga has already equaled its total from last season. The Mocs are 3-2 and alone in fifth in the SoCon standings after posting a 3-15 mark and last-place finish last year.

• ETSU leads DI in rebounding margin at +14.8 per game. Since 1984-85, just one SoCon team has posted a double-digit rebounding margin for a season, when Chattanooga posted a +10.8 differential in 2004-05.

• ETSU redshirt junior forward Jeromy Rodriguez holds the NCAA Division I lead with 230 total rebounds and is fourth with 12.1 per game. The last Buc to lead the SoCon in rebounding for a season was Dillion Sneed with 9.5 in 2004-05, ETSU's final season in the league before returning in 2014-15. Rodriguez, who is scoring at a clip of 11.7 points per game, is in position to be the first SoCon player to average a double-double for the season since UNCG's Ben Stywall averaged 14.3 points and 10.4 rebounds per game in 2009-10.

• VMI sophomore Bubba Parham leads the league in scoring at 20.2 points per game this year. Should Parham finish the season in the top position, it would mark the third time in four seasons that a Keydet has done so, as QJ Peterson paced the SoCon in points per game in both 2015-16 and 2016-17.

• The Citadel continues to lead Division I in scoring at 94.4 points per game. The Bulldogs have hit 100 points four times this season.

• Wofford's Fletcher Magee recently overtook Davidson great Stephen Curry for the SoCon's career 3-point record. With 419 to his credit now, Magee is eighth in NCAA Division I history in 3-point makes, while Curry is 10th with 414.

• ETSU sophomore forward Mladen Armus was named the General Shale SoCon Student-Athlete of the Week on Jan. 9, marking the second straight week that a men's basketball player took the award. The Citadel's Zane Najdawi earned the honor on Jan. 2.

• Looking ahead to Saturday's schedule, ETSU hosts UNCG and Wofford hosts Furman as the top four teams in the league standings clash with a chance to create some separation at the top of the table.

Did you know?

• UNCG coach Wes Miller became the winningest coach in school history earlier this season, as the Spartans' 85-72 win over Chattanooga on Dec. 29 was the 125th of his career.

• Furman's Matt Rafferty and The Citadel's Matt Frirson both reached 1,000 points for their careers on Jan. 3. They joined The Citadel's Zane Najdawi, UNCG's Francis Alonso and Wofford's Cameron Jackson and Fletcher Magee as active SoCon players with 1,000 or more career points.

• VMI sophomore guard Bubba Parham scored at least 30 points in four straight contests from Nov. 18-27, making him the first SoCon player to accomplish that feat since Davidson's Stephen Curry did so from Nov. 17-24, 2008.

• Furman's Jordan Lyons' 54 points against North Greenville on Nov. 13 were the most scored by an NCAA Division I player since Jodie Meeks of Kentucky scored 54 in 2009.

Preseason predictions

Defending regular-season and tournament champion UNCG was the preseason pick to win the league in 2018-19 among the league's 10 head coaches and media. Wofford's Fletcher Magee was the coaches' selection for preseason player of the year.

Preseason Player of the Year
Fletcher Magee, Sr., G, Wofford

Preseason All-Southern Conference Team

Zane Najdawi, Sr., F, The Citadel
Tray Boyd III, Jr., G, ETSU
Bo Hodges, So., G/F, ETSU
Jeromy Rodriguez, R-Jr., F, ETSU
Matt Rafferty, Sr., F, Furman
Ross Cummings, Jr., G, Mercer
Francis Alonso, Sr., G, UNCG
James Dickey, Jr., F, UNCG
Bubba Parham, So., G, VMI
Cameron Jackson, Sr., F, Wofford
Fletcher Magee, Sr., G, Wofford

Coaches poll

Team (1st)	Total
1. UNCG (6)	78
2. Wofford (4)	74
3. ETSU	67
4. Furman	57
5. Mercer	48
6. The Citadel	38
7. Chattanooga	30
8. Samford	26
9. Western Carolina	20
10. VMI	12

Media poll

Team (1st)	Total
1. UNCG (16)	231
2. Wofford (6)	214
3. ETSU (2)	198
4. Furman	169
5. Mercer	136
6. Chattanooga	103
7. The Citadel	96
8. Samford	69
9. Western Carolina	59
10. VMI	45

NET RANKINGS (AS OF JAN. 15)

The NCAA Evaluation Tool (NET) replaces the RPI this season and relies on game results, strength of schedule, game location, scoring margin, net offensive and defensive efficiency, and the quality of wins and losses to aid the NCAA in evaluating programs throughout the season. New rankings are released daily.

SoCon team	NET ranking
Wofford	31
ETSU	62
Furman	64
UNCG	68
Samford	150
Mercer	195
The Citadel	209
Chattanooga	255
Western Carolina	269
VMI	333

SoCON COACHING RECORDS

Coach, school	Career (yrs.)	School (yrs.)	SoCon (yrs.)
Duggar Baucom, The Citadel	230-249 (16th)	42-71 (4th)	20-57 (5th)
Steve Forbes, ETSU	257-93 (11th)	91-33 (4th)	47-13 (4th)
Bob Richey, Furman	38-14 (2nd)	Same	17-7 (2nd)
Bob Hoffman, Mercer	515-311 (25th)	204-156 (11th)	41-36 (5th)
Wes Miller, UNCG	127-113 (8th)	Same	72-54 (8th)
Scott Padgett, Samford	68-83 (5th)	Same	25-52 (5th)
Lamont Paris, Chattanooga	18-33 (2nd)	Same	6-17 (2nd)
Dan Earl, VMI	30-77 (4th)	Same	11-48 (4th)
Mark Prosser, Western Carolina	10-37 (2nd)	5-14 (1st)	2-4 (1st)
Mike Young, Wofford	283-243 (17th)	Same	163-124 (17th)

SoCON PLAYERS OF THE WEEK

Nov. 13	Josh Sharkey, Jr., G, SAM
Nov. 20	Jordan Lyons, Jr., G, FUR
Nov. 27	Lew Stallworth, Gr., G, CIT
Dec. 4	Lew Stallworth, Gr., G, CIT
Dec. 11	Jeromy Rodriguez, R-Jr., F, ETSU
Dec. 18	Matt Rafferty, Sr., F, FUR
Dec. 24	Francis Alonso, Sr., G, UNCG
Dec. 31	Jeromy Rodriguez, R-Jr., F, ETSU
Jan. 8	Matt Rafferty, Sr., F, FUR
Jan. 15	Ross Cummings, Jr., G, MER
Jan. 22	
Jan. 29	
Feb. 5	
Feb. 12	
Feb. 19	
Feb. 26	

SoCON PLAYERS OF THE MONTH

November	Matt Rafferty, Sr., F, FUR
December	Cameron Jackson, Sr., F, WOF
January	
February	

SoCON STUDENT-ATHLETE OF THE WEEK

Jan. 2	Zane Najdawi, Sr., F, CIT
Jan. 9	Mladen Armus, So., F, ETSU

THE SoCON vs. RANKED TEAMS

Furman's win at No. 8 Villanova on Nov. 17 was the SoCon's second road victory over a top-10 opponent in as many seasons, as Wofford downed then-No. 5 North Carolina in 2017. Coincidentally, Villanova and North Carolina were both defending national champions.

Southern Conference ranked wins since 1997-98

SoCon	Opp.	Score	Date
Furman	#8 Villanova	76-68 (OT)	11/17/18
Wofford	#5 North Carolina	79-75	12/20/17
Col. of Charleston	#21 Baylor	63-59	11/24/12
Davidson	#12 Kansas	80-74	12/19/11
Col. of Charleston	#9 North Carolina	82-79 (OT)	1/4/10
#23 Davidson	#24 Gonzaga	82-76	3/21/08
#23 Davidson	#8 Georgetown	74-70	3/23/08
#23 Davidson	#6 Wisconsin	73-56	3/28/08
Col. of Charleston	#3 North Carolina	66-64	12/5/98

COLLEGEINSIDER.COM MID-MAJOR TOP 25

School (1st-place)	PS	N12	N19	N26	D3	D10	D17	D24	D31	J7	J14
Gonzaga (31)	1	1	1	1	1	1	1	1	1	1	1
Buffalo	2	2	2	2	2	2	2	2	2	2	2
Wofford	8	5	9	7	5	7	7	11	8	6	3
Murray State	18	16	10	11	12	11	10	10	9	4	4
Hofstra	-	-	-	-	-	-	-	23	22	13	5
Belmont	17	10	5	3	4	4	4	4	6	8	6
UC Irvine	24	23	15	17	18	13	13	14	15	12	7
ETSU	-	-	-	-	-	-	-	-	-	14	8
San Francisco	-	-	-	21	22	17	12	8	10	7	9
UNC Greensboro	20	19	13	5	6	5	5	5	4	3	10
Lipscomb	22	22	18	8	7	8	11	9	11	11	11
Furman	-	20	6	4	3	3	3	3	5	5	12
Charleston	-	24	25	24	13	12	9	7	7	10	13
Stony Brook	-	-	-	25	14	15	15	16	16	15	14
Toledo	13	13	-	16	9	6	6	6	3	9	15
Liberty	-	-	-	-	24	24	17	22	20	17	16
New Mexico State	-	-	-	-	25	25	18	18	14	19	17
Georgia State	12	15	16	20	-	23	-	-	-	20	18
South Dakota State	5	3	7	10	8	10	14	17	17	21	19
Montana	16	14	19	13	17	19	19	15	13	18	20
Loyola Marymount	-	-	22	14	11	9	8	12	12	16	21
Texas State	-	-	-	-	-	-	20	21	21	24	22
Vermont	-	-	-	-	-	-	23	-	-	-	23
Yale	25	25	-	-	-	-	-	-	-	-	24
UC Santa Barbara	-	-	-	-	-	-	-	-	-	-	25
Kent State	-	-	-	-	-	-	-	20	19	22	-
NJIT	-	-	-	-	-	-	25	24	25	23	-
Ball State	-	-	-	-	-	-	-	-	-	25	-
Louisiana	11	12	23	23	19	16	21	19	18	-	-
Penn	23	18	21	-	-	20	16	13	23	-	-
Drake	-	-	-	-	-	-	-	25	24	-	-
BYU	4	4	3	6	15	14	22	-	-	-	-
San Diego	-	-	-	-	-	22	24	-	-	-	-
Georgia Southern	-	-	17	12	21	18	-	-	-	-	-
Radford	-	-	-	-	16	21	-	-	-	-	-
Loyola Chicago	3	8	8	9	10	-	-	-	-	-	-
Illinois State	14	17	14	19	20	-	-	-	-	-	-
Northern Kentucky	-	-	24	-	23	-	-	-	-	-	-
Saint Mary's	9	7	4	15	-	-	-	-	-	-	-
Bradley	-	-	-	18	-	-	-	-	-	-	-
Harvard	7	11	12	22	-	-	-	-	-	-	-
Northeastern	6	6	11	-	-	-	-	-	-	-	-
Southern Illinois	10	9	20	-	-	-	-	-	-	-	-
Stephen F. Austin	19	21	-	-	-	-	-	-	-	-	-
Rider	15	-	-	-	-	-	-	-	-	-	-
Wright State	21	-	-	-	-	-	-	-	-	-	-

Others receiving votes: Northern Kentucky 56, Saint Mary's 51, Louisiana 41, NJIT 36, BYU 30, Austin Peay 26, Kent State 22, Princeton 15, Brown 11, Ball State 10, Central Michigan 10, Georgia Southern 10, San Diego 10, Loyola Chicago 9, Bowling Green 8, Drake 7, Winthrop 5, Jacksonville State 4, Penn 4, Seattle 4, Abilene Christian 3, Sam Houston State 3, Valparaiso 3, UL Monroe 2, Rider 1.

NATIONAL/REGIONAL RECOGNITION

Jerry West Shooting Guard of the Year Award Watch list

Fletcher Magee, Wofford, Sr., G

Lou Henson Award (top DI mid-major player) Initial watch list

Matt Rafferty, Furman, Sr., F
Francis Alonso, UNCG, Sr., G
James Dickey, UNCG, Jr., F
Cameron Jackson, Wofford, R-Sr., F
Fletcher Magee, Wofford, Sr., G

Midseason watch list

Matt Rafferty, Furman, Sr., F
Francis Alonso, UNCG, Sr., G
Cameron Jackson, Wofford, R-Sr., F
Fletcher Magee, Wofford, Sr., G

Kareem Abdul-Jabbar Award Watch List

James Dickey, UNCG, Jr., F

Senior CLASS Award candidate

Zane Najdawi, The Citadel, Sr., F

Andy Katz National Player of the Week

Jordan Lyons, Furman, Jr., G Nov. 19, 2018

ALL-AROUND SUCCESS

Furman senior forward Matt Rafferty is the only player in the SoCon to rank in the top 10 in scoring, rebounding, assists, steals and blocked shots. Only three other qualified players in the league appear in the top 10 in even three of those categories, with Cameron Jackson of Wofford appearing in four.

	Pts	Reb	Ast	St	Blk
Matt Rafferty, FUR	5th	3rd	3rd	3rd	3rd
	17.4	9.1	4.2	2.6	1.3
Cameron Jackson, WOF	8th	6th	x	6th	6th
	15.4	7.7	x	1.6	1.1
Jeremy Rodriguez, ETSU	x	1st	x	10th	8th
	x	12.1	x	1.3	0.8
Ruben Guerrero, SAM	10th	5th	x	x	2nd
	14.8	8.2	x	x	2.0

ASSOCIATED PRESS TOP 25

School (1st-place)	PS	N12	N19	N26	D3	D10	D17	D24	D31	J7	J14
Duke (36)	4	1	1	3	3	2	2	1	1	1	1
Michigan (9)	19	18	9	7	5	5	4	2	2	2	2
Tennessee (13)	6	5	5	6	7	3	3	3	3	3	3
Virginia (6)	5	4	4	4	4	6	5	4	4	4	4
Gonzaga	3	3	3	1	1	4	8	7	7	5	5
Michigan State	10	11	11	9	10	9	10	8	8	6	6
Kansas	1	2	2	2	2	1	1	5	5	7	7
Texas Tech	-	-	-	20	13	11	12	11	11	8	8
Virginia Tech	15	16	13	13	15	13	13	10	10	9	9
Nevada	7	6	6	5	6	7	6	6	6	10	10
Florida State	17	14	14	15	11	10	11	9	9	13	11
Kentucky	2	10	10	10	9	19	19	16	13	18	12
North Carolina	8	7	7	11	14	12	9	14	15	12	13
Auburn	11	9	8	8	8	8	7	12	12	11	14
Marquette	-	24	-	-	-	21	20	18	16	21	15
Buffalo	-	25	22	21	17	14	14	21	20	19	16
NC State	-	-	-	-	-	-	-	20	18	15	17
Ole Miss	-	-	-	-	-	-	-	-	-	-	18
Maryland	-	-	-	24	23	-	-	-	-	-	19
Oklahoma	-	-	-	-	-	-	-	25	23	23	20
Houston	-	-	-	-	-	24	21	22	19	17	21
Villanova	9	8	-	23	21	17	-	-	-	-	22
Iowa	-	-	20	14	18	22	23	24	25	-	23
Mississippi State	18	17	15	25	22	18	17	19	17	14	24
Indiana	-	-	-	-	-	t25	22	23	21	22	25
Ohio State	-	-	23	16	19	15	15	13	14	16	-
Iowa State	-	-	-	-	-	-	-	-	-	20	-
St. John's	-	-	-	-	-	-	-	-	-	24	-
TCU	20	21	18	-	-	-	-	-	-	25	-
Wisconsin	-	-	25	22	12	16	16	15	22	-	-
Nebraska	-	-	-	-	24	-	25	-	24	-	-
Arizona State	-	-	-	-	20	20	18	17	-	-	-
Furman	-	-	-	-	25	23	24	-	-	-	-
Syracuse	16	15	-	-	-	t25	-	-	-	-	-
Kansas State	12	12	12	12	16	t25	-	-	-	-	-
Texas	-	-	-	17	-	-	-	-	-	-	-
Oregon	14	13	21	18	-	-	-	-	-	-	-
Purdue	24	23	24	19	-	-	-	-	-	-	-
Clemson	22	19	16	-	-	-	-	-	-	-	-
UCLA	21	20	17	-	-	-	-	-	-	-	-
LSU	23	22	19	-	-	-	-	-	-	-	-
West Virginia	13	-	-	-	-	-	-	-	-	-	-
Washington	25	-	-	-	-	-	-	-	-	-	-

Others receiving votes: Louisville 112, Nebraska 36, Ohio State 34, Wisconsin 31, Iowa State 20, UCF 17, Purdue 16, Kansas State 14, St. John's 12, TCU 12, Murray State 9, Arizona 8, Washington 8, LSU 7, Seton Hall 6, South Carolina 6, Temple 5, Minnesota 3, Cincinnati 2, **Wofford 2**, Hofstra 1, Florida 1

USA TODAY COACHES TOP 25

School (1st-place)	PS	N19	N26	D3	D10	D17	D24	D31	J7	J14
Virginia (13)	5	4	4	4	3	3	1	2	1	1
Duke (6)	3	1	3	3	2	2	2	1	2	2
Tennessee (7)	6	5	7	7	4	4	3	3	3	3
Michigan (6)	18	8	5	5	5	5	4	4	4	4
Gonzaga	4	3	1	1	6	9	8	8	6	5
Michigan State	10	11	8	10	9	8	7	7	5	6
Virginia Tech	17	14	12	14	13	13	10	10	7	7
Kansas	1	2	2	2	1	1	5	6	9	8
Texas Tech	-	-	19	13	11	11	13	11	8	9
Nevada	9	7	6	6	7	6	6	5	11	10
Florida State	15	13	14	11	10	12	9	9	13	11
Auburn	12	9	t10	9	8	7	t11	13	10	12
Marquette	-	-	-	-	-	23	20	18	19	13
Kentucky	2	10	9	8	18	18	15	14	18	14
North Carolina	7	6	13	12	12	10	14	15	12	15
NC State	-	-	-	-	-	-	24	19	16	16
Houston	-	-	-	-	22	20	19	17	15	t17
Buffalo	-	25	20	18	15	15	22	t20	20	t17
Oklahoma	-	-	-	-	-	-	-	25	22	19
Ole Miss	-	-	-	-	-	-	-	-	-	20
Villanova	8	-	23	21	16	-	-	-	-	21
Maryland	-	-	-	23	23	24	-	-	-	22
Mississippi State	19	15	25	22	17	16	t17	16	14	23
Iowa	-	22	15	19	21	21	21	t20	25	24
Indiana	-	-	-	-	-	-	25	22	24	25
Ohio State	-	23	16	17	14	14	t11	12	17	-
Iowa State	-	-	-	-	-	-	-	-	21	-
St. John's	-	-	-	-	-	-	-	-	23	-
Wisconsin	-	-	22	16	19	17	16	t23	-	-
Nebraska	25	24	-	25	25	22	23	t23	-	-
Arizona State	-	-	-	20	20	19	t17	-	-	-
Furman	-	-	-	-	-	25	-	-	-	-
Kansas State	11	12	t10	15	24	-	-	-	-	-
Purdue	22	19	18	24	-	-	-	-	-	-
Texas	-	-	17	-	-	-	-	-	-	-
Oregon	16	20	21	-	-	-	-	-	-	-
Clemson	23	16	24	-	-	-	-	-	-	-
UCLA	20	17	-	-	-	-	-	-	-	-
TCU	21	18	-	-	-	-	-	-	-	-
LSU	-	21	-	-	-	-	-	-	-	-
West Virginia	13	-	-	-	-	-	-	-	-	-
Syracuse	14	-	-	-	-	-	-	-	-	-
Washington	24	-	-	-	-	-	-	-	-	-

Others receiving votes: Ohio State 74, Iowa State 38, Louisville 27, UCF 26, TCU 24, Nebraska 21, St. John's 18, Kansas State 14, Arizona 6, **Furman 5**, Minnesota 5, North Texas 4, Arizona State 4, Washington 3, Wisconsin 3, Purdue 3, LSU 2

ACTIVE SoCon CAREER LEADERS

Points scored

2,124	Fletcher Magee, Wofford, Sr.
1,829	Francis Alonso, UNCG, Sr.
1,431	Zane Najdawi, The Citadel, Sr.
1,170	Cameron Jackson, Wofford, R-Sr.
1,076	Matt Rafferty, Furman, Sr.

Points scored per game (min. 800 points)

18.15	Fletcher Magee, Wofford, Sr.
14.99	Francis Alonso, UNCG, Sr.
12.78	Zane Najdawi, The Citadel, Sr.
10.65	Matt Rafferty, Furman, Sr.
10.38	Nathan Hoover, Wofford, Jr.

Field-goal percentage (min. 240 made)

.592	Cameron Jackson, Wofford, R-Sr.	(9)
.574	Matt Rafferty, Furman, Sr.	
.536	Isaiah Miller, UNCG, So.	
.487	Zane Najdawi, The Citadel, Sr.	
.454	Fletcher Magee, Wofford, Sr.	

3-point field goals made

419	Fletcher Magee, Wofford, Sr.	(1)
349	Francis Alonso, UNCG, Sr.	(5)
283	Matt Frierson, The Citadel, Sr.	(9)
174	Quayson Williams, The Citadel, Sr.	
172	Jordan Lyons, Furman, Jr.	

3-point field-goal percentage (min. 120 made)

.429	Fletcher Magee, Wofford, Sr.	(10)
.421	Andrew Brown, Furman, Sr.	
.414	Francis Alonso, UNCG, Sr.	
.396	Nathan Hoover, Wofford, Jr.	
.380	Demetrius Troy, UNCG, Sr.	

Free-throw percentage (min. 110 made)

.908	Fletcher Magee, Wofford, Sr.	(1)
.873	Francis Alonso, UNCG, Sr.	(6)
.855	Matt Halvosen, WCU, So.	
.850	Nathan Hoover, Wofford, Jr.	
.790	Bubba Parham, VMI, So.	

Rebounds

716	Matt Rafferty, Furman, Sr.
641	Marc Gosselin, Western Carolina, Sr.
633	Zane Najdawi, The Citadel, Sr.
609	James Dickey, UNCG, Jr.
590	Cameron Jackson, Wofford, R-Sr.

Rebounds per game (min. 280 rebounds)

7.71	James Dickey, UNCG, Jr.
7.09	Matt Rafferty, Furman, Sr.
6.51	Mladen Armus, ETSU, So.
5.65	Zane Najdawi, The Citadel, Sr.
5.57	Marc Gosselin, Western Carolina, Sr.

Blocked shots

173	Zane Najdawi, The Citadel, Sr.
138	James Dickey, UNCG, Jr.
109	Cameron Jackson, Wofford, R-Sr.
86	Matt Rafferty, Furman, Sr.
51	Kyrin Galloway, UNCG, Jr.

Steals

165	Josh Sharkey, Samford, Jr.
148	Matt Rafferty, Furman, Sr.
144	Cameron Jackson, Wofford, R-Sr.
135	Demetrius Troy, UNCG, Sr.
114	Quayson Williams, The Citadel, Sr.

Assists

421	Josh Sharkey, Samford, Jr.
383	Demetrius Troy, UNCG, Sr.
278	Francis Alonso, UNCG, Sr.
245	Matt Rafferty, Furman, Sr.
196	Storm Murphy, Wofford, So.

Assists per game (min. 150 assists)

5.01	Josh Sharkey, Samford, Jr.
3.84	Storm Murphy, Wofford, So.
3.33	Demetrius Troy, UNCG, Sr.
2.43	Matt Rafferty, Furman, Sr.
2.28	Francis Alonso, UNCG, Sr.

(SoCon career rank)

SoCon RECORD BOOK

INDIVIDUAL

Coaching victories at SoCon school

1.	447	Bob McKillop, DAV	1992-2014
2.	283	Mike Young, WOF	2002-present
3.	243	Mack McCarthy, UTC	1985-97
	243	Burton Shipley, MD	1923-47
5.	230	Bill Reinhart, GW	1935-42; 49-66

Coaching wins per season (min. two seasons)

Avg. Wins	Yrs.		
1.	26.7	187	7 Everett Case, NCSU 1946-53
2.	26.0	52	2 Ben Carnevale, UNC 1944-46
3.	25.3	76*	3 Steve Forbes, ETSU 2015-pr.
4.	24.3	146	6 Fred Schaus, WVU 1954-60
5.	23.8	95	4 John Kresse, CofC 1998-02

* Entering 2018-19 season

Field-goal percentage

Career (min. 400 made)

Pct.	FG-FGA		
1.	69.0	412-597	Ricky Nedd, APP 1991-94
2.	61.3	448-731	Kris Acox, FUR 2013-17
3.	60.2	442-734	Rich DiBenedetto, DAV 1978-81
4.	59.9	764-1276	Noah Dahlman, WOF 2007-11
5.	59.8	522-873	Kareem Livingston, APP 1997-98
6.	59.6	647-1,086	Kyle Hines, UNCG 2004-07
7.	59.3	426-718	Joey Brooks, FUR 1986-89
8.	59.2	415-701	Jeremy Simmons, CofC 2007-11
9.	59.2	483-816	Cameron Jackson, WOF 2014-pr.
10.	58.9	548-930	Mike Groselle, CIT 2009-13

3-point field goals made

Game			
1.	15	Keith Veney, Marshall*	12/16/96
2.	15	Jordan Lyons, FUR*	11/15/18
3.	11	Elton Nesbitt, GSU vs. UTC	1/17/05
	11	Fletcher Magee, WOF at UTC	2/17/18
5.	10	Nine times. This season: Matt Frierson, CIT vs. Johnson 11/14/18 Bubba Parham, VMI at Kentucky 11/18/18	

Career

1.	419	Fletcher Magee, WOF	2015-pr.
2.	414	Stephen Curry, DAV	2006-09
3.	396	Andrew Goudeock, CofC	2007-11
4.	358	Donald Sims, APP	2007-11
5.	349	Francis Alonso, UNCG	2015-pr.
6.	312	Karl Cochran, WOF	2011-15
7.	299	Ian Chadwick, WOF	1997-01
8.	295	Zach Urbanus, CIT	2007-11
9.	283	Matt Frierson, CIT	2015-pr.
10.	278	Jake Robinson, WCU	2006-10

3-point field goals attempts

Game			
1.	34	Jordan Lyons, FUR*	Nov. 15, 2018
2.	25	Keith Veney, Marshall	Dec. 16, 1996

* NCAA record

3-point percentage (min. 120 made)

Career	Pct.	3FG-3FGA		
1.	49.3	223-452	Keith Jennings, ETSU	1989-91
2.	45.2	126-279	Alan Puckett, CIT	1999-02
3.	45.1	146-324	Shawn Reid, FUR	1984-88
4.	44.7	159-356	Brandon Born, UTC	1991-95
5.	44.5	154-346	Derek Rucker, DAV	1985-88
6.	44.0	166-377	D. Denzel-Dyson, SAM	2016-18
7.	44.0	131-298	David Donerlson, WCU	1989-90
8.	43.4	190-438	Peter Anderer, DAV	2000-03
9.	43.2	189-437	Kemp Phillips, APP	1987-90
10.	42.9	419-976	Fletcher Magee, WOF 2015-pr.	

Free-throw percentage (min. 200 made)

Career	Pct.	FT-FTA		
1.	90.8	347-382	Fletcher Magee, WOF 2015-pr.	
2.	89.3	358-401	Nik Cochran, DAV	2009-13
3.	89.2	545-611	Donald Sims, APP	2007-11
4.	88.9	281-316	Chad Copeland, UTC	1993-94
5.	87.6	479-557	Stephen Curry, DAV	2007-09
6.	87.3	356-408	Francis Alonso, UNCG 2015-pr.	
7.	86.6	214-247	Johnny Mitchell, VMI	1967-69
8.	86.4	260-301	Greg White, MAR	1978-81
9.	86.3	253-293	Jordan Strawberry, MER	2014-18
10.	86.3	201-233	Demetre Rivers, MER	2014-18

TEAM

Scoring

Game			
1.	154	Furman vs. The Citadel	1/8/55
2.	149	Furman vs. Newberry	2/13/54
3.	148	The Citadel vs. Mid-Atlantic Christian	11/12/18
4.	146	The Citadel vs. Johnson	11/11/16
5.	144	The Citadel vs. Toccoa Falls	12/7/16
6.	141	Western Carolina vs. Toccoa Falls	1/17/12
7.	137	Davidson vs. Warren Wilson	12/9/91
	137	The Citadel vs. Johnson	11/14/18
9.	133	Western Carolina vs. Toccoa Falls	11/26/01
	133	VMI vs. Mid-Atlantic Christian	12/2/14

Field goals made

Game			
1.	63	Furman vs. Newberry	12/13/54
2.	61	Davidson vs. Warren Wilson	12/10/91
3.	61	Western Carolina vs. Toccoa Falls	11/6/01
4.	57	The Citadel vs. Mid-Atlantic Christian	11/12/18

Field-goal attempts

Game			
1.	116	Furman vs. The Citadel	1/8/55
2.	102	The Citadel vs. USC Aiken	2/17/82
3.	106	The Citadel vs. Johnson	11/11/16
4.	105	VMI vs. Mid-Atlantic Christian	12/2/14
5.	104	The Citadel vs. UMBC	12/19/16
6.	98	Davidson vs. New Hampshire	12/28/62
	98	Western Carolina vs. Toccoa Falls	11/20/08
	98	The Citadel vs. Mid-Atlantic Christian	11/12/18

3-point field goals made

Game			
1.	24	VMI vs. Furman	2/12/15
2.	23	The Citadel vs. Mid-Atlantic Christian	11/12/18
3.	23	The Citadel vs. High Point	11/27/18
4.	22	Ga. Southern vs. Chattanooga	1/17/05
5.	21	Furman vs. Virginia Intermont	12/29/04
6.	21	VMI vs. Johnson	11/18/14
	21	The Citadel vs. Ogelthorpe	11/10/17
	21	Furman vs. North Greenville	11/15/18

3-point field-goal attempts

Game			
1.	57	VMI vs. Mid-Atlantic Christian	12/2/14
2.	55	VMI vs. Marist	12/13/14
3.	51	The Citadel vs. Mid-Atlantic Christian	11/12/18
4.	52	Davidson vs. Colby	11/21/06
5.	50	The Citadel at Air Force	12/2/15
	50	The Citadel vs. Johnson	11/13/16
	50	The Citadel vs. UMBC	12/19/16
8.	49	Furman vs. North Greenville	11/15/18
9.	48	The Citadel vs. Truett McConnell	11/15/16
	48	The Citadel at Western Carolina	2/25/18
	48	The Citadel vs. Johnson	11/14/18

Rebounds

Game			
1.	78	George Wash. vs. Georgetown	1968-69
2.	76	Davidson vs. VMI	Jan. 8, 1970
3.	70	VMI vs. Mid-Atlantic Christian	Dec. 2, 2014
4.	68	Davidson vs. Emory	Nov. 9, 2007
5.	67	The Citadel vs. Clemson	Nov. 25, 2000
	67	The Citadel vs. Johnson	Nov. 13, 2016
7.	65	Ga. Southern vs. UC Davis	Nov. 12, 2006
8.	64	ETSU vs. Reinhardt	Dec. 3, 2018
9.	63	ETSU vs. UVA-Wise	Nov. 18, 2014
	63	The Citadel vs. Mid-Atlantic Christian	11/12/18

SPECIALTY STATS LEADERS

50-point games	Ovr.	SoCon
Jordan Lyons, FUR	1	0

40-point games	Ovr.	SoCon
Jordan Lyons, FUR	1	0

30-point games	Ovr.	SoCon
Bubba Parham, VMI	4	0
Ross Cummings, MER	2	1
Matt Frierson, CIT	1	0
Lew Stallworth, CIT	1	1
Jordan Lyons, FUR	1	0
Francis Alonso, UNCG	1	1
Kyrin Galloway, UNCG	1	0
Kameron Gibson, WCU	1	0
Nathan Hoover, WOF	1	0

20-point games	Ovr.	SoCon
Bubba Parham, VMI	8	1
Lew Stallworth, CIT	7	2
Fletcher Magee, WOF	7	4
Matt Rafferty, FUR	6	3
Ross Cummings, MER	6	4
Francis Alonso, UNCG	6	1
Tray Boyd III, ETSU	5	2
Jordan Lyons, FUR	5	1
Josh Starkey, SAM	5	1
Kevin Easley, UTC	5	3
Cameron Jackson, WOF	5	2
Matt Frierson, CIT	3	0
Kaiden Rice, CIT	3	0
Isaiah Miller, UNCG	3	3
Brandon Austin, SAM	3	0
Ruben Guerrero, SAM	3	1
Kameron Gibson, WCU	3	1
Nathan Hoover, WOF	3	2
Zane Najdawi, CIT	2	1
Alex Reed, CIT	2	1
Jeremy Rodriguez, ETSU	2	1
Clay Mounce, FUR	2	0
Djordje Dimitrijevic, MER	2	1
Myron Gordon, SAM	2	1
Carlos Dotson, WCU	2	1
Daivien Williamson, ETSU	1	1
Kyrin Galloway, UNCG	1	0
Kaleb Hunter, UNCG	1	0
Keivon Nolan, SAM	1	0
Jerry Johnson Jr., UTC	1	0
Garrett Gilkeson, VMI	1	0
Jake Stephens, VMI	1	0
Matt Halvorsen, WCU	1	0
Onno Steger, WCU	1	1

15-rebound games	Ovr.	SoCon
Jeremy Rodriguez, ETSU	5	2
Matt Rafferty, FUR	2	1
Carlos Dotson, WCU	2	1
Mladen Armus, ETSU	1	1
Ruben Guerrero, SAM	1	0
Thomas Smallwood, UTC	1	0

10-rebound games	Ovr.	SoCon
Jeremy Rodriguez, ETSU	14	4
Matt Rafferty, FUR	9	4
Carlos Dotson, WCU	8	4
Mladen Armus, ETSU	7	2
Robert Allen, SAM	5	1
Zane Najdawi, CIT	4	1
Clay Mounce, FUR	4	2
Cameron Jackson, WOF	4	1
James Dickey, UNCG	3	0
Ruben Guerrero, SAM	3	1
Tyler Creammer, VMI	3	0
Lew Stallworth, CIT	2	0
Marc Gosselin, WCU	2	1
Keve Aluma, WOF	2	1
Chevez Goodwin, WOF	2	1
Hayden Brown, CIT	1	0
Kaelon Harris, CIT	1	0
Alex Reed, CIT	1	0
D'Andre Bernard, ETSU	1	0
Octavio Corley, ETSU	1	0
Fardaws Aimaq, MER	1	0
Ethan Stair, MER	1	1

10-rebound games (cont.)	Ovr.	SoCon
Jaylen Stowe, MER	1	0
Eric Hamilton, UNCG	1	1
Brandon Austin, SAM	1	0
Josh Sharkey, SAM	1	0
Kevin Easley, UTC	1	0
Thomas Smallwood, UTC	1	0
Ramon Vila, UTC	1	1
Garrett Gilkeson, VMI	1	0

15-assist games	Ovr.	SoCon
10-assist games	Ovr.	SoCon
Lew Stallworth, CIT	3	0
Josh Starkey, SAM	3	1
Quayson Williams, CIT	1	0
Alex Hunter, FUR	1	1
Donovann Toatley, UTC	1	0
Greg Parham, VMI	1	0

5-block games	Ovr.	SoCon
Zane Najdawi, CIT	1	0
Octavio Corley, ETSU	1	0

Double-doubles	Ovr.	SoCon
Jeremy Rodriguez, ETSU	11	4
Matt Rafferty, FUR	9	4
Carlos Dotson, WCU	7	3
Lew Stallworth, CIT	5	1
Zane Najdawi, CIT	4	1
Josh Starkey, SAM	4	2
Clay Mounce, FUR	3	2
Ruben Guerrero, SAM	3	1
Cameron Jackson, WOF	3	0
Mladen Armus, ETSU	2	1
Robert Allen, SAM	2	1
Hayden Brown, CIT	1	0
Alex Hunter, FUR	1	1
Ethan Stair, MER	1	1
Jaylen Stowe, MER	1	0
James Dickey, UNCG	1	0
Eric Hamilton, UNCG	1	1
Brandon Austin, SAM	1	0
Thomas Smallwood, UTC	1	0
Ramon Vila, UTC	1	1
Tyler Creammer, VMI	1	0
Garrett Gilkeson, VMI	1	0
Greg Parham, VMI	1	0
Marc Gosselin, WCU	1	0
Chevez Goodwin, WOF	1	0

20/15 games	Ovr.	SoCon
Jeremy Rodriguez, ETSU	2	1
Ruben Guerrero, SAM	1	0

20/10 games	Ovr.	SoCon
Matt Rafferty, FUR	3	1
Jeremy Rodriguez, ETSU	2	1
Ruben Guerrero, SAM	2	0
Zane Najdawi, CIT	1	0
Lew Stallworth, CIT	1	0
Clay Mounce, FUR	1	0
Brandon Austin, SAM	1	0
Josh Starkey, SAM	1	0
Carlos Dotson, WCU	1	1

^ 3 nonconference dbl-dbls were points/assists
+ 3 were points/assists
* points/assists

SoCon 3-POINT PROWESS

• Three league players have hit at least 10 3-pointers in a game this season, highlighted by Furman's Jordan Lyons matching the SoCon and NCAA Division I records with 15 against North Greenville on Nov. 13. The Citadel's Matt Frierson hit a school-record 10 in a win over Johnson University on Nov. 14 and VMI's Bubba Parham hit a school-record 10 in a loss at No. 10 Kentucky on Nov. 18. The Keydets hit 19 3s in the contest, the most ever against Kentucky and a Rupp Arena record.

• The Citadel has hit 23 3-pointers twice this season, falling one shy of the SoCon record both times. The Bulldogs set their school record with 23 against Mid-Atlantic Christian on Nov. 12 and matched it against High Point on Nov. 27.

• Furman matched its school record with 21 3-pointers against North Greenville on Nov. 13.

• The Citadel leads NCAA Division I with 13.3 made 3-pointers per game this season. The Bulldogs finished last season averaging 12.1 made 3-pointers per game, which was second in DI. Wofford finished fifth in 3-point percentage at 41.3.

• Wofford's Fletcher Magee is 10th in SoCon history with a career 3-point percentage of 42.9 (see chart on page 5).

• Magee (419, first), UNCG's Francis Alonso (349, fifth) and The Citadel's Frierson (283, ninth) are all in the top 10 in career 3-pointers in SoCon history. For more info, see the chart on the previous page.

• Four SoCon student-athletes have active streaks of at least 10 games with a made 3-pointer, led by UNCG's Francis Alonso's 51-game streak. Wofford's Magee (60) and The Citadel's Frierson (52) had similar lengthy streaks snapped earlier this season.

Consecutive games with a 3-pointer	Player, school	'18-19	'17-18	'16-17	Total
	Francis Alonso, UNCG, Sr.	18	33	x	51
	Matt Halvorsen, WCU, So.	19	x	x	19
	Alex Hunter, FUR, So.	10	x	x	10
	Austin Vereen, VMI, Sr.*		10	x	10

* has yet to play this season

• Magee, whose 148 3-pointers last season were good for second in SoCon history and fifth in NCAA DI history, and Frierson, whose 114 were good for 10th in a season in SoCon lore, are both on pace for 117 this year. Furman's Lyons is on pace for 114 this year.

Single-season 3-pointers, SoCon history	Player, school	Year
162	Stephen Curry, Davidson	2007-08
148	Fletcher Magee, Wofford	2017-18
135	Stephen McDowell, Chattanooga	2008-09
131	Andrew Goudebeck, Col. of Charleston	2010-11
130	Keith Veney, Marshall	1996-97
130	Stephen Curry, Davidson	2008-09
123	Donald Sims, Appalachian State	2009-10
122	Stephen Curry, Davidson	2006-07
118	Keddric Mays, Chattanooga	2006-07
114	Matt Frierson, The Citadel	2017-18

Single-season 3-pointers, NCAA history	Player, school	Year
162	Stephen Curry, Davidson	2007-08
158	Darrin Fitzgerald, Butler	1986-87
155	Akeem Richmond, East Carolina	2013-14
152	Freddie Banks, UNLV	1986-87
148	Fletcher Magee, Wofford	2017-18

SoCON vs. OTHER CONFERENCES

American Athletic (1-1)

11/14 SMU 98, Western Carolina 65
11/24 The Citadel 84, South Florida 81

Atlantic Coast (0-7)

11/6 #22 Clemson 100, The Citadel 80
11/6 #8 North Carolina 78, Wofford 67
11/9 Pittsburgh 94, VMI 55
11/24 NC State 78, Mercer 74
11/27 Wake Forest 71, Western Carolina 64
12/5 #15 Virginia Tech 89, VMI 68
12/5 NC State 100, Western Carolina 67

Atlantic Sun (6-1)

11/6 Samford 91, North Alabama 74
11/12 Samford 74, Kennesaw State 60
11/18 Jacksonville 74, Chattanooga 66
(Mobile, Ala.)
11/23 VMI 87, Stetson 79 (OT)
11/24 Western Carolina 77, Jacksonville 65
12/15 UNCG 53, North Alabama 48
12/21 VMI 89, North Alabama 68

Big 12 (0-3)

11/16 Texas 97, The Citadel 69
11/18 Oklahoma 75, Wofford 64
12/4 #2 Kansas 72, Wofford 47

Big East (1-1)

11/11 Creighton 75, ETSU 69
11/17 Furman 76, No. 8 Villanova 68 (OT)

Big South (12-4)

11/10 Wofford 68, High Point 60
11/13 Furman 88, Gardner-Webb 86 (OT)
11/14 VMI 78, USC Upstate 72
11/17 ETSU 76, Winthrop 74
11/25 Furman 65, UNC Asheville 51
11/27 The Citadel 112, High Point 87
12/1 Longwood 65, VMI 45
12/8 Western Carolina 71, UNC Asheville 59
12/8 #25 Furman 74, USC Upstate 60
12/11 #23 Furman 77, Charleston Southern 69
12/12 Presbyterian 103, VMI 70
12/15 High Point 86, Western Carolina 59
12/15 Wofford 92, UNC Asheville 49
12/18 The Citadel 82, Campbell 76
12/18 UNCG 65, Radford 58
12/29 Longwood 110, The Citadel 94

Big Ten (0-4)

11/20 #23 Ohio State 68, Samford 50
11/23 #8 Michigan 83, Chattanooga 55
12/15 Illinois 73, ETSU 55
12/18 #23 Iowa 78, Western Carolina 60

Colonial (7-1)

11/10 Coll. of Charleston 77, Western Carolina 74
11/13 UNCG 82, UNCW 61
11/20 The Citadel 91, James Madison 82 (OT)
11/23 UNCG 84, Delaware 65
12/4 #25 Furman 98, Elon 77
12/7 UNCG 75, Elon 74
12/15 #23 Furman 93, UNCW 50
12/21 Mercer 77, UNCW 73

Conference USA (2-3)

11/6 Chattanooga 80, Charlotte 69
11/6 UAB 75, Mercer 67
11/21 Southern Miss 68, Western Carolina 63
(Cancun, Mexico)
11/24 UNCG 80, Louisiana Tech 73
(Newark, Del.)
12/5 Florida Atlantic 68, Mercer 64

Horizon (1-1)

11/7 Wright State 96, Western Carolina 73
11/18 Samford 73, Cleveland State 60

Ivy (0-1)

12/29 Harvard 71, Mercer 67
(Atlanta, Ga.)

Mid-American (0-1)

12/21 Bowling Green 73, Western Carolina 52

Mid-Eastern Athletic (6-0)

11/6 UNCG 74, North Carolina A&T 66
11/20 Mercer 80, Maryland Eastern Shore 42
11/21 Wofford 98, Coppin State 65
11/25 Samford 77, South Carolina State 60
12/12 UNCG 77, Coppin State 54
12/22 ETSU 89, Norfolk State 61
(El Paso, Texas)

Missouri Valley (1-0)

11/9 Furman 60, Loyola Chicago 58

Mountain West (1-0)

12/21 ETSU 76, Wyoming 53
(El Paso, Texas)

Non-Division I (23-0)

11/6 Furman 102, Bob Jones 48
11/6 VMI 89, Washington College 56
11/8 ETSU 109, Hiwassee 44
11/9 Mercer 105, Piedmont 52
11/11 VMI 98, Goucher 34
11/12 The Citadel 148, Mid-Atlantic Christian 75
11/13 Chattanooga 92, Cumberland 61
11/13 Wofford 95, Carver 34
11/14 The Citadel 137, Johnson 60
11/14 Samford 66, Miles College 57
11/15 Furman 107, North Greenville 67
11/16 UNCG 105, Johnson & Wales 57
11/17 Western Carolina 94, Hiwassee 55
11/20 VMI 106, Kentucky Christian 80
11/21 Furman 74, Southern Wesleyan 57
11/23 Wofford 97, Mars Hill 46
11/27 Mercer 90, Brewton-Parker 65
11/27 UNCG 111, Greensboro College 33
11/27 Chattanooga 95, Hiwassee 62
12/3 ETSU 107, Reinhardt 60
12/5 The Citadel 127, Johnson & Wales 93
12/6 Wofford 112, Kentucky Christian 58
12/21 Chattanooga 79, Bryan 45

Ohio Valley (6-5)

11/9 Samford 92, Jacksonville State 72
11/10 Eastern Kentucky 81, Chattanooga 78
11/16 Mercer 77, UT Martin 60
11/17 Southeast Missouri 63, Chattanooga 42
(Mobile, Ala.)
11/20 Jacksonville State 84, Western Carolina 53
(Cancun, Mexico)
11/29 Belmont 99, Samford 93 (OT)
12/1 Chattanooga 71, Tennessee Tech 60
12/8 ETSU 80, UT Martin 62
12/13 Samford 77, Morehead State 72 (OT)
12/15 The Citadel 86, Southeast Missouri 74
12/18 UT Martin 75, Chattanooga 72

Pac-12 (0-0)

11/16 Wofford at Stanford, canc.

Patriot (0-1)

11/27 American 74, VMI 64

American Athletic.....	1-1
Atlantic Coast.....	0-7
Atlantic Sun.....	6-1
Big 12.....	0-3
Big East.....	1-1
Big South.....	12-4
Big Ten.....	0-4
Colonial.....	7-1
Conference USA.....	2-3
Horizon.....	1-1
Independent.....	0-0
Ivy.....	0-1
Mid-American.....	0-1
Mid-Eastern Athletic.....	6-0
Missouri Valley.....	1-0
Mountain West.....	1-0
Non-Division I.....	23-0
Ohio Valley.....	6-5
Pac-12.....	0-0
Patriot.....	0-1
Southeastern.....	1-8
Southland.....	2-0
Southwestern Athletic.....	2-0
Summit.....	2-0
Sun Belt.....	2-5
Western Athletic.....	1-0

Total.....	77-47
Home.....	52-7
Away.....	22-35
Neutral.....	3-5
vs. Top 25.....	1-12

Southeastern (1-8)

11/9 #23 LSU 97, UNCG 91
11/18 #10 Kentucky 92, VMI 82
11/26 Wofford 81, South Carolina 61
12/1 #9 Kentucky 78, UNCG 61
12/16 Ole Miss 90, Chattanooga 70
12/18 Florida 71, Mercer 63
12/19 #3 Tennessee 83, Samford 70
12/19 #17 Mississippi State 98, Wofford 87
12/21 LSU 75, #24 Furman 57

Southland (2-0)

11/20 ETSU 77, Sam Houston State 63
12/17 Samford 85, Houston Baptist 61

Southwestern Athletic (2-0)

11/19 UNCG 74, Prairie View A&M 66
12/9 Samford 77, Alabama A&M 59

Summit (2-0)

11/23 Samford 74, Purdue Fort Wayne 66
11/24 ETSU 79, North Dakota State 61

Sun Belt (2-5)

11/6 Georgia State 74, ETSU 68
11/13 Georgia State 62, Mercer 60
11/16 South Alabama 73, Chattanooga 54
11/27 ETSU 69, Georgia Southern 64
12/8 Georgia Southern 89, Mercer 74
12/9 Wofford 82, Coastal Carolina 71
12/12 Georgia State 95, Chattanooga 88

Western Athletic (1-0)

11/19 ETSU 86, Chicago State 61

Home teams underlined All times Eastern

2018-19 SoCon BASKETBALL SCHEDULES (ALL TIMES EASTERN)



The Citadel (9-7, 1-4 SoCon)

N6	at No. 22 Clemson (ACC Network Extra)	L, 80-100
N12	MID-ATLANTIC CHRISTIAN# (ESPN+)	W, 148-75
N14	JOHNSON UNIVERSITY# (ESPN3)	W, 137-60
N16	at Texas# (Longhorn Network)	L, 69-97
N20	at James Madison (Madison)	W, 91-82 (OT)
N24	at South Florida (ESPN3)	W, 84-81
N27	HIGH POINT (ESPN+)	W, 112-87
D1	*MERCER (ESPN+)	W, 79-69
D5	JOHNSON & WALES (ESPN3)	W, 127-93
D15	SOUTHEAST MISSOURI (ESPN+)	W, 86-74
D18	at Campbell (ESPN+)	W, 82-76
D29	LONGWOOD (ESPN3)	L, 94-110
J3	*at Wofford (ESPN+)	L, 81-112
J5	*at Furman (ESPN3)	L, 85-101
J10	*ETSU (ESPN+)	L, 73-98
J12	*WESTERN CAROLINA (Nexstar/ESPN+)	L, 82-94
J17	*at Samford (ESPN+)	8 p.m.
J19	*at Chattanooga (ESPN3)	4:30 p.m.
J24	*at UNCG (ESPN+)	7 p.m.
J26	*VMI (ESPN+)	1 p.m.
J31	*FURMAN (ESPN+)	7 p.m.
F2	*WOFFORD (Nexstar/ESPN3)	1 p.m.
F9	*at Mercer (ESPN3)	4 p.m.
F14	*at ETSU (ESPN3)	7 p.m.
F16	*at Western Carolina (ESPN+)	2 p.m.
F21	*CHATTANOOGA (ESPN3)	7 p.m.
F23	*SAMFORD (Nexstar/ESPN3)	1 p.m.
F28	*UNCG (ESPN+)	11:30 a.m.
M2	*at VMI (Nexstar/ESPN+)	1 p.m.
M8-11	at SoCon Championship (Asheville, N.C.)	

* - Southern Conference game
- Continental Tire Las Vegas Invitational (campus sites)



ETSU (15-4, 5-1 SoCon)

N6	at Georgia State# (ESPN+)	L, 68-74
N8	HIWASSEE (ESPN+)	W, 109-44
N11	at Creighton# (FS1)	L, 69-75
N17	at Winthrop (ESPN+)	W, 76-74
N19	CHICAGO STATE# (ESPN+)	W, 86-61
N20	SAM HOUSTON STATE# (ESPN3)	W, 77-63
N24	NORTH DAKOTA STATE (ESPN+)	W, 79-61
N27	at Georgia Southern (ESPN+)	W, 69-64
D1	*at Wofford (ESPN+)	L, 62-79
D3	REINHARDT (ESPN3)	W, 107-60
D8	UT MARTIN (ESPN+)	W, 80-62
D15	at Illinois (Big Ten Network Plus)	L, 55-73
D21	vs. Wyoming%	W, 76-53
D22	vs. Norfolk State%	W, 89-61
D29	*FURMAN (ESPN+)	W, 79-56
J3	*SAMFORD (ESPN3)	W, 81-72 (OT)
J5	*CHATTANOOGA (ESPN+)	W, 96-70
J10	*at The Citadel (ESPN+)	W, 98-73
J12	*at Mercer (ESPN3)	W, 72-68 (OT)
J17	*VMI (ESPN+)	7 p.m.
J19	*UNCG (ESPN3)	4 p.m.
J26	*at Western Carolina (ESPN3)	7 p.m.
J31	*at Samford (ESPN3)	7:30 p.m.
F2	*at Chattanooga (ESPN3)	4:30 p.m.
F7	*WOFFORD (ESPN+)	7 p.m.
F9	*at Furman (Nexstar/ESPN+)	4 p.m.
F14	*THE CITADEL (ESPN3)	7 p.m.
F16	*MERCER (ESPN3)	4 p.m.
F21	*at VMI (ESPN+)	7 p.m.
F24	*at UNCG (ESPN+)	3 p.m.
M2	*WESTERN CAROLINA (ESPN+)	4 p.m.
M8-11	at SoCon Championship (Asheville, N.C.)	

* - Southern Conference game
- Cayman Islands Classic (campus sites)
% - WestStar Bank Don Haskins Sun Bowl Inv. (El Paso, Texas)



Furman (15-3, 4-2 SoCon)

N6	BOB JONES (ESPN+)	W, 102-48
N9	at Loyola Chicago (NBCSC/ESPN3)	W, 60-58
N13	GARDNER-WEBB (ESPN+)	W, 88-86 (OT)
N15	NORTH GREENVILLE# (ESPN3)	W, 107-67
N17	at No. 8 Villanova# (FS2)	W, 76-68 (OT)
N21	SOUTHERN WESLEYAN# (ESPN3)	W, 74-57
N25	at UNC Asheville (ESPN+)	W, 65-51
D1	*WESTERN CAROLINA (ESPN+)	W, 90-88 (2OT)
D4	at Elon (Phoenix All-Access)	W, 98-77
D8	at USC Upstate (ESPN+)	W, 74-60
D11	CHARLESTON SOUTHERN (ESPN3)	W, 77-69
D15	UNCW (ESPN+)	W, 93-50
D21	at LSU (SEC Network+)	L, 57-75
D29	*at ETSU (ESPN+)	L, 56-79
J3	*MERCER (ESPN+)	W, 71-58
J5	*THE CITADEL (ESPN3)	W, 101-85
J10	*at VMI (ESPN3)	W, 89-57
J12	*at UNCG (ESPN3)	L, 79-89
J19	*at Wofford (Nexstar/ESPN3)	7 p.m.
J24	*CHATTANOOGA (ESPN+)	7 p.m.
J26	*SAMFORD (ESPN3)	4:30 p.m.
J31	*at The Citadel (ESPN+)	7 p.m.
F2	*at Mercer (ESPN+)	4 p.m.
F7	*at Western Carolina (ESPN3)	7:30 p.m.
F9	*ETSU (Nexstar/ESPN+)	4 p.m.
F14	*UNCG (ESPN+)	7:30 p.m.
F16	*VMI (ESPN3)	4:30 p.m.
F23	*WOFFORD (ESPN3)	4 p.m.
F28	*at Samford (ESPN+)	7:30 p.m.
M2	*at Chattanooga (ESPN+)	2 p.m.
M8-11	at SoCon Championship (Asheville, N.C.)	

* - Southern Conference game
- Advocare Invitational (campus sites)



Mercer (6-11, 1-4 SoCon)

N6	at UAB	L, 67-75
N9	PIEDMONT (ESPN3)	W, 105-52
N13	at Georgia State (ESPN+)	L, 60-62
N16	UT MARTIN# (ESPN3)	W, 77-60
N20	MARYLAND EASTERN SHORE# (ESPN+)	W, 80-42
N24	at NC State# (ACC Network Extra)	L, 74-78
N27	BREWTON-PARKER (ESPN3)	W, 90-65
D1	*at The Citadel (ESPN+)	L, 69-79
D5	at Florida Atlantic (CUSA.TV)	L, 64-68
D8	GEORGIA SOUTHERN (ESPN3)	L, 74-89
D18	at Florida (SEC Network)	L, 63-71
D21	UNCW (ESPN+)	W, 77-73
D29	vs. Harvard^	L, 67-71
J3	*at Furman (ESPN+)	L, 58-71
J5	*at Wofford (Nexstar/ESPN3)	L, 74-78
J10	*WESTERN CAROLINA (ESPN+)	W, 84-80
J12	*ETSU (ESPN3)	L, 68-72 (OT)
J17	*at Chattanooga (ESPN3)	8 p.m.
J19	*at Samford (ESPN3)	3 p.m.
J24	*VMI (ESPN+)	7:30 p.m.
J26	*at UNCG (ESPN+)	5 p.m.
J31	*WOFFORD (ESPN+)	7 p.m.
F2	*FURMAN (ESPN+)	4 p.m.
F9	*THE CITADEL (ESPN3)	4 p.m.
F14	*at Western Carolina (ESPN+)	7 p.m.
F16	*at ETSU (ESPN3)	4 p.m.
F21	*SAMFORD (ESPN+)	7 p.m.
F23	*CHATTANOOGA (ESPN3)	4 p.m.
F28	*at VMI (ESPN3)	7 p.m.
M2	*UNCG (ESPN+)	4:30 p.m.
M8-11	at SoCon Championship (Asheville, N.C.)	

* - Southern Conference game
- Wolfpack Classic (campus sites)
^ - Atlanta, Ga.



UNC Greensboro (15-3, 4-1 SoCon)

N6	at North Carolina A&T	W, 74-66
N9	at No. 23 LSU (SEC Network+)	L, 91-97
N13	at UNCW	W, 82-61
N16	JOHNSON & WALES# (SDN/Roku)	W, 105-57
N19	PRAIRIE VIEW A&M (ESPN+)	W, 74-66
N23	at Delaware# (YouTube)	W, 84-65
N24	vs. Louisiana Tech^	W, 80-73
N27	GREENSBORO COLLEGE# (SDN/Roku)	W, 111-33
D1	at No. 10 Kentucky (ESPN2)	L, 61-78
D7	at Elon (Phoenix All-Access)	W, 75-74
D12	COPPIN STATE (ESPN3)	W, 77-54
D15	NORTH ALABAMA& (ESPN+)	W, 53-48
D18	RADFORD (ESPN+)	W, 65-58
D22	*at Samford (ESPN+)	W, 83-75
D29	*CHATTANOOGA (ESPN+)	W, 85-72
J5	*at VMI (ESPN+)	W, 71-68
J10	*WOFFORD (ESPN3)	L, 43-72
J12	*FURMAN (ESPN3)	W, 89-79
J17	*at Western Carolina (ESPN+)	7:30 p.m.
J19	*at ETSU (ESPN3)	4 p.m.
J24	*THE CITADEL (ESPN+)	7 p.m.
J26	*MERCER (ESPN+)	5 p.m.
J31	*VMI (ESPN3)	7 p.m.
F7	*SAMFORD (ESPN+)	7 p.m.
F9	*at Chattanooga (ESPN+)	7 p.m.
F14	*at Furman (ESPN+)	7:30 p.m.
F16	*at Wofford (Nexstar/ESPN+)	7 p.m.
F21	*WESTERN CAROLINA (ESPN+)	7 p.m.
F24	*ETSU (ESPN+)	3 p.m.
F28	*at The Citadel (ESPN+)	11:30 a.m.
M2	*at Mercer (ESPN+)	4:30 p.m.
M8-11	at SoCon Championship (Asheville, N.C.)	

* - Southern Conference game
- Delaware Invitational (campus sites)
^ - Delaware Invitational (Newark, Del.)
& - Fleming Gymnasium




Samford (11-7, 1-4 SoCon)

N6	NORTH ALABAMA (ESPN3)	W, 91-74
N9	JACKSONVILLE STATE (ESPN3)	W, 92-72
N12	KENNESAW STATE (ESPN+)	W, 74-60
N14	MILES COLLEGE (ESPN3)	W, 66-57
N18	at Cleveland State# (ESPN+)	W, 73-60
N20	at No. 23 Ohio State# (BigTen2Go)	L, 50-68
N23	at Purdue Fort Wayne# (Mastodon All-Access)	W, 74-66
N25	SOUTH CAROLINA STATE# (ESPN+)	W, 77-60
N29	BELMONT (ESPN+)	L, 93-99 (OT)
D9	at Alabama A&M	W, 77-59
D13	MOREHEAD STATE (ESPN+)	W, 77-72 (OT)
D17	HOUSTON BAPTIST (ESPN+)	W, 85-61
D19	at No. 3 Tennessee (SEC Network+)	L, 70-83
D22	*UNCG (ESPN+)	L, 75-83
D29	*VMI (ESPN3)	W, 96-68
J3	*at ETSU (ESPN3)	L, 72-81 (OT)
J5	*at Western Carolina (ESPN+)	L, 69-76
J12	*at Chattanooga (ESPN3)	L, 75-80
J17	*THE CITADEL (ESPN+)	8 p.m.
J19	*MERCER (ESPN3)	3 p.m.
J24	*at Wofford (ESPN+)	7 p.m.
J26	*at Furman (ESPN3)	4:30 p.m.
J31	*ETSU (ESPN3)	7:30 p.m.
F2	*WESTERN CAROLINA (ESPN3)	3 p.m.
F7	*at UNCG (ESPN+)	7 p.m.
F9	*at VMI (ESPN+)	1 p.m.
F16	*CHATTANOOGA (ESPN+)	5 p.m.
F21	*at Mercer (ESPN+)	7 p.m.
F23	*at The Citadel (Nexstar/ESPN3)	1 p.m.
F28	*FURMAN (ESPN+)	7:30 p.m.
M2	*WOFFORD (ESPN3)	2 p.m.
M8-11	at SoCon Championship (Asheville, N.C.)	

* - Southern Conference game
- Buckeye Basketball Classic (campus sites)


2018-19 SoCon BASKETBALL SCHEDULES (ALL TIMES EASTERN)



Chattanooga
(8-10, 3-2 SoCon)

N6	at Charlotte (CUSA-TV)	W, 80-69
N10	EASTERN KENTUCKY	L, 78-81
N13	CUMBERLAND# (ESPN+)	W, 92-61
N16	at South Alabama# (ESPN+)	L, 54-73
N17	vs. Southeast Missouri^	L, 42-63
N18	vs. Jacksonville^	L, 66-74
N23	at No. 8 Michigan (Big Ten Network)	L, 55-83
N27	HIWASSEE (ESPN3)	W, 95-62
D1	TENNESSEE TECH (ESPN+)	W, 71-60
D9	*VMI (ESPN+)	W, 83-65
D12	at Georgia State (ESPN+)	L, 88-95
D16	at Ole Miss (SEC Network)	L, 70-90
D18	at UT Martin (ESPN+)	L, 72-75
D21	BRYAN (ESPN+)	W, 79-45
D29	*at UNCG (ESPN+)	L, 72-85
J3	*at Western Carolina (ESPN3)	W, 73-62
J5	*at ETSU (ESPN+)	L, 70-96
J12	*SAMFORD (ESPN3)	W, 80-75
J17	*MERCER (ESPN3)	8 p.m.
J19	*THE CITADEL (ESPN3)	4:30 p.m.
J24	*at Furman (ESPN+)	7 p.m.
J26	*at Wofford (Nexstar/ESPN+)	7 p.m.
J31	*WESTERN CAROLINA (ESPN+)	8 p.m.
F2	*ETSU (ESPN3)	4:30 p.m.
F7	*at VMI (ESPN3)	7 p.m.
F9	*UNCG (ESPN+)	7 p.m.
F16	*at Samford (ESPN+)	5 p.m.
F21	*at The Citadel (ESPN3)	7 p.m.
F23	*at Mercer (ESPN3)	4 p.m.
F28	*WOFFORD (ESPN+)	7 p.m.
M2	*FURMAN (ESPN+)	2 p.m.
M8-11	at SoCon Championship (Asheville, N.C.)	


* - Southern Conference game
- Goldie and Herman Ungar Classic (campus sites)
^ - Goldie and Herman Ungar Classic (Mobile, Ala.)



VMI
(6-11, 0-5 SoCon)

N6	WASHINGTON COLLEGE (SDN/Roku)	W, 89-56
N9	at Pittsburgh (ACC Network Extra)	L, 55-94
N11	GOUCHER# (SDN/Roku)	W, 98-34
N14	USC UPSTATE (ESPN+)	W, 78-72
N18	at No. 10 Kentucky# (SEC Network)	L, 82-92
N20	KENTUCKY CHRISTIAN# (ESPN3)	W, 106-80
N23	at Stetson (ESPN+)	W, 87-79 (OT)
N27	AMERICAN (ESPN3)	L, 64-74
D1	at Longwood (ESPN+)	L, 45-65
D5	at No. 15 Virginia Tech (ACC Network Extra)	L, 68-89
D9	*at Chattanooga (ESPN+)	L, 65-83
D12	at Presbyterian (ESPN+)	L, 70-103
D21	NORTH ALABAMA (ESPN+)	W, 89-68
D29	*at Samford (ESPN3)	L, 68-96
J5	*UNCG (ESPN+)	L, 68-71
J10	*FURMAN (ESPN3)	L, 57-89
J12	*WOFFORD (ESPN+)	L, 76-90
J17	*at ETSU (ESPN+)	7 p.m.
J19	*WESTERN CAROLINA (Nexstar/ESPN+)	1 p.m.
J24	*at Mercer (ESPN+)	7:30 p.m.
J26	*at The Citadel (ESPN+)	1 p.m.
J31	*at UNCG (ESPN3)	7 p.m.
F7	*CHATTANOOGA (ESPN3)	7 p.m.
F9	*SAMFORD (ESPN+)	1 p.m.
F14	*at Wofford (ESPN+)	7 p.m.
F16	*at Furman (ESPN3)	4:30 p.m.
F21	*ETSU (ESPN+)	7 p.m.
F23	*at Western Carolina (ESPN3)	7:30 p.m.
F28	*MERCER (ESPN3)	7 p.m.
M2	*THE CITADEL (Nexstar/ESPN+)	1 p.m.
M8-11	at SoCon Championship (Asheville, N.C.)	


* - Southern Conference game
- Ohio Valley Hardwood Showcase (campus sites)



Western Carolina
(5-14, 2-4 SoCon)

N7	at Wright State# (ESPN+)	L, 73-96
N10	COLLEGE OF CHARLESTON (ESPN3)	L, 74-77
N14	at SMU# (PonyUp TV)	L, 65-98
N17	HIWASSEE	W, 94-55
N20	vs. Jacksonville State^ (CBS Digital)	L, 53-84
N21	vs. Southern Miss^ (CBS Digital)	L, 63-68
N24	JACKSONVILLE	W, 77-65
N27	at Wake Forest (ACC Network Extra)	L, 64-71
D1	*at Furman (ESPN+)	L, 88-90 (2OT)
D5	at NC State (ACC Network Extra)	L, 67-100
D8	at UNC Asheville (ESPN+)	W, 71-59
D15	at High Point (ESPN+)	L, 59-86
D18	at No. 23 Iowa (Big Ten Network)	L, 60-78
D21	at Bowling Green (WBGUTV)	L, 52-73
D29	*WOFFORD (ESPN+)	L, 54-74
J3	*CHATTANOOGA (ESPN3)	L, 62-73
J5	*SAMFORD (ESPN+)	W, 76-69
J10	*at Mercer (ESPN+)	L, 80-84
J12	*at The Citadel (Nexstar/ESPN+)	W, 94-82
J17	*UNCG (ESPN+)	7:30 p.m.
J19	*at VMI (Nexstar/ESPN+)	1 p.m.
J26	*ETSU (ESPN3)	7 p.m.
J31	*at Chattanooga (ESPN+)	8 p.m.
F2	*at Samford (ESPN3)	3 p.m.
F7	*FURMAN (ESPN3)	7:30 p.m.
F9	*at Wofford (ESPN+)	7 p.m.
F14	*MERCER (ESPN+)	7 p.m.
F16	*THE CITADEL (ESPN+)	2 p.m.
F21	*at UNCG (ESPN+)	7 p.m.
F23	*VMI (ESPN3)	7:30 p.m.
M2	at ETSU (ESPN+)	4 p.m.
M8-11	at SoCon Championship (Asheville, N.C.)	

* - Southern Conference game
- Cancun Challenge (campus sites)
^ - Cancun Challenge (Cancun, Mexico)



Wofford
(14-4, 6-0 SoCon)

N6	No. 8 NORTH CAROLINA (ESPN2)	L, 67-78
N10	at High Point (ESPN+)	W, 68-60
N13	CARVER (SDN/Roku)	W, 95-34
N16	at Stanford# (Pac-12 Networks)	canc.
N18	at Oklahoma# (Fox Sports Oklahoma)	L, 64-75
N21	COPPIN STATE# (ESPN3)	W, 98-65
N23	MARS HILL# (SDN/Roku)	W, 97-46
N26	at South Carolina (SEC Network+)	W, 81-61
D1	*ETSU (ESPN+)	W, 79-62
D4	at No. 2 Kansas (ESPN+)	L, 47-72
D6	KENTUCKY CHRISTIAN (SDN/Roku)	W, 112-58
D9	COASTAL CAROLINA (ESPN+)	W, 82-71
D15	UNC ASHEVILLE (ESPN+)	W, 92-49
D19	at No. 17 Mississippi State (SEC Network+)	L, 87-98
D29	*at Western Carolina (ESPN+)	W, 74-54
J3	*THE CITADEL (ESPN+)	W, 112-81
J5	*MERCER (Nexstar/ESPN3)	W, 78-74
J10	*at UNCG (ESPN3)	W, 72-43
J12	*at VMI (ESPN+)	W, 90-76
J19	*FURMAN (Nexstar/ESPN3)	7 p.m.
J24	*SAMFORD (ESPN+)	7 p.m.
J26	*CHATTANOOGA (Nexstar/ESPN+)	7 p.m.
J31	*at Mercer (ESPN+)	7 p.m.
F2	*at The Citadel (Nexstar/ESPN3)	1 p.m.
F7	*at ETSU (ESPN+)	7 p.m.
F9	*WESTERN CAROLINA (ESPN+)	7 p.m.
F14	*VMI (ESPN+)	7 p.m.
F16	*UNCG (Nexstar/ESPN+)	7 p.m.
F23	*at Furman (ESPN3)	4 p.m.
F28	*at Chattanooga (ESPN+)	7 p.m.
M2	*at Samford (ESPN3)	2 p.m.
M8-11	at SoCon Championship (Asheville, N.C.)	

* - Southern Conference game
- Bad Boy Mowers Battle 4 Atlantis (campus sites)

Southern Conference men's basketball media relations information

<p>The Citadel (CitadelSports.com) Milledge Austin (maustin7@citadel.edu) Office: 843-953-6567</p> <p>ETSU (ETSUBucs.com) Kevin Brown (brownk@etsu.edu) Office: 423-439-5263</p> <p>Furman (FurmanPaladins.com) Jordan Caskey (jordan.caskey@furman.edu) Office: 864-294-3065</p> <p>Mercer (MercerBears.com) Will Tharp (tharp_wb@mercer.edu) Office: 478-301-5218</p> <p>UNC Greensboro (UNCGSpartans.com) Stephen Czarda (s_czarda@uncg.edu) Office: 336-334-5615</p> <p>Samford (SamfordSports.com) Joey Mullins (jimmulli1@samford.edu) Office: 205-726-2799</p>	<p>Chattanooga (GoMocs.com) Jim Horten (james-horten@utc.edu) Office: 423-425-2350</p> <p>VMI (VMIKeydets.com) Wade Branner (brannerwh@vmi.edu) Office: 540-464-7515</p> <p>Western Carolina (CatamountSports.com) Steven Grandy (sgrandy@email.wcu.edu) Office: 828-227-2655</p> <p>Wofford (WoffordTerriers.com) Phil Marcello (marcellopr@wofford.edu) Office: 864-597-4092</p> <p>Southern Conference (SoConSports.com) Phil Perry (pperry@socon.org) Office: 864-591-5100 // Cell: 864-525-5174</p>
---	---

2018-19 Southern Conference
CONFERENCE BASKETBALL STATISTICS
Through games of Jan 15, 2019 (All games)

SCORING OFFENSE	G	W-L	Pts	Avg/G
1. The Citadel	16	9-7	1510	94.4
2. Wofford	18	14-4	1495	83.1
3. Furman	18	15-3	1457	80.9
4. ETSU	19	15-4	1528	80.4
5. UNC Greensboro	18	15-3	1403	77.9
6. Samford	18	11-7	1386	77.0
7. VMI	17	6-11	1265	74.4
8. Mercer	17	6-11	1251	73.6
9. Chattanooga	18	8-10	1320	73.3
10. Western Carolina	19	5-14	1326	69.8

SCORING DEFENSE	G	Pts	Avg/G
1. Wofford	18	1158	64.3
2. ETSU	19	1243	65.4
3. UNC Greensboro	18	1196	66.4
4. Furman	18	1222	67.9
5. Mercer	17	1186	69.8
6. Samford	18	1279	71.1
7. Chattanooga	18	1314	73.0
8. Western Carolina	19	1482	78.0
9. VMI	17	1335	78.5
10. The Citadel	16	1409	88.1

SCORING MARGIN	G	Offense	Defense	Margin
1. Wofford	18	83.1	64.3	+18.7
2. ETSU	19	80.4	65.4	+15.0
3. Furman	18	80.9	67.9	+13.1
4. UNC Greensboro	18	77.9	66.4	+11.5
5. The Citadel	16	94.4	88.1	+6.3
6. Samford	18	77.0	71.1	+5.9
7. Mercer	17	73.6	69.8	+3.8
8. Chattanooga	18	73.3	73.0	+0.3
9. VMI	17	74.4	78.5	-4.1
10. Western Carolina	19	69.8	78.0	-8.2

FREE THROW PCT	G	FTM	FTA	Pct.
1. VMI	17	216	290	.745
2. The Citadel	16	245	329	.745
3. Samford	18	266	362	.735
4. UNC Greensboro	18	241	335	.719
5. Wofford	18	203	286	.710
6. Mercer	17	255	362	.704
7. Furman	18	203	291	.698
8. ETSU	19	225	331	.680
9. Chattanooga	18	193	285	.677
10. Western Carolina	19	236	378	.624

FIELD GOAL PERCENTAGE	G	FGM	FGA	Pct.
1. Wofford	18	553	1128	.490
2. ETSU	19	571	1183	.483
3. Samford	18	495	1040	.476
4. Furman	18	531	1124	.472
5. UNC Greensboro	18	510	1082	.471
6. The Citadel	16	526	1126	.467
7. Mercer	17	436	954	.457
8. Western Carolina	19	459	1013	.453
9. Chattanooga	18	482	1073	.449
10. VMI	17	442	1056	.419

FIELD GOAL PCT DEFENSE	G	FGM	FGA	Pct.
1. ETSU	19	438	1088	.403
2. Samford	18	448	1105	.405
3. Wofford	18	404	958	.422
4. Mercer	17	415	970	.428
5. Furman	18	464	1077	.431
6. UNC Greensboro	18	421	972	.433
7. VMI	17	467	1054	.443
8. Chattanooga	18	468	1048	.447
9. The Citadel	16	511	1127	.453
10. Western Carolina	19	522	1106	.472

3-POINT FG PCT	G	3FGM	3FGA	Pct.
1. Wofford	18	186	473	.393
2. Samford	18	130	339	.383
3. Chattanooga	18	163	432	.377
4. Furman	18	192	525	.366
5. ETSU	19	161	448	.359
6. Western Carolina	19	172	481	.358
7. UNC Greensboro	18	142	403	.352
8. The Citadel	16	213	605	.352
9. VMI	17	165	480	.344
10. Mercer	17	124	372	.333

3-POINT FG PCT DEFENSE	G	3FGM	3FGA	Pct.
1. Western Carolina	19	124	397	.312
2. ETSU	19	148	451	.328
3. Samford	18	145	440	.330
4. Wofford	18	129	390	.331
5. Furman	18	140	421	.333
6. Mercer	17	156	467	.334
7. Chattanooga	18	120	353	.340
8. The Citadel	16	176	503	.350
9. UNC Greensboro	18	126	358	.352
10. VMI	17	141	397	.355

REBOUNDING OFFENSE	G	Rebounds	Avg/G
1. ETSU	19	823	43.3
2. The Citadel	16	614	38.4
3. Furman	18	680	37.8
4. Samford	18	670	37.2
5. VMI	17	621	36.5
6. Western Carolina	19	689	36.3
7. Wofford	18	651	36.2
8. Chattanooga	18	628	34.9
9. Mercer	17	570	33.5
10. UNC Greensboro	18	603	33.5

REBOUNDING DEFENSE	G	Rebounds	Avg/G
1. Wofford	18	502	27.9
2. ETSU	19	542	28.5
3. Western Carolina	19	606	31.9
4. UNC Greensboro	18	609	33.8
5. Furman	18	615	34.2
6. Mercer	17	605	35.6
7. Chattanooga	18	652	36.2
8. Samford	18	653	36.3
9. VMI	17	668	39.3
10. The Citadel	16	677	42.3

2018-19 Southern Conference
CONFERENCE BASKETBALL STATISTICS
Through games of Jan 15, 2019 (All games)

REBOUNDING MARGIN	G	Team	Avg.	Opp.	Avg.	Margin
1. ETSU	19	823	43.3	542	28.5	+14.8
2. Wofford	18	651	36.2	502	27.9	+8.3
3. Western Carolina	19	689	36.3	606	31.9	+4.4
4. Furman	18	680	37.8	615	34.2	+3.6
5. Samford	18	670	37.2	653	36.3	+0.9
6. UNC Greensboro	18	603	33.5	609	33.8	-0.3
7. Chattanooga	18	628	34.9	652	36.2	-1.3
8. Mercer	17	570	33.5	605	35.6	-2.1
9. VMI	17	621	36.5	668	39.3	-2.8
10. The Citadel	16	614	38.4	677	42.3	-3.9

BLOCKED SHOTS	G	No.	Avg/G
1. Furman	18	71	3.9
2. The Citadel	16	63	3.9
3. ETSU	19	72	3.8
4. Samford	18	63	3.5
5. UNC Greensboro	18	62	3.4
6. Wofford	18	48	2.7
Chattanooga	18	48	2.7
8. Mercer	17	41	2.4
9. VMI	17	31	1.8
10. Western Carolina	19	27	1.4

ASSISTS	G	No.	Avg/G
1. The Citadel	16	282	17.6
2. Furman	18	298	16.6
3. ETSU	19	303	15.9
4. Wofford	18	277	15.4
5. Samford	18	245	13.6
6. VMI	17	231	13.6
7. Chattanooga	18	239	13.3
8. UNC Greensboro	18	233	12.9
9. Western Carolina	19	243	12.8
10. Mercer	17	208	12.2

STEALS	G	No.	Avg/G
1. Furman	18	165	9.2
2. UNC Greensboro	18	154	8.6
3. The Citadel	16	134	8.4
4. ETSU	19	140	7.4
5. Mercer	17	125	7.4
6. Samford	18	131	7.3
7. Wofford	18	129	7.2
8. VMI	17	114	6.7
9. Western Carolina	19	90	4.7
10. Chattanooga	18	84	4.7

TURNOVER MARGIN	G	Team	Avg.	Opp.	Avg.	Margin
1. UNC Greensboro	18	202	11.2	313	17.4	+6.2
2. Wofford	18	201	11.2	261	14.5	+3.3
3. The Citadel	16	204	12.8	248	15.5	+2.8
4. Furman	18	227	12.6	272	15.1	+2.5
5. Mercer	17	230	13.5	268	15.8	+2.2
6. Samford	18	256	14.2	251	13.9	-0.3
7. Chattanooga	18	237	13.2	228	12.7	-0.5
8. VMI	17	228	13.4	218	12.8	-0.6
9. ETSU	19	293	15.4	281	14.8	-0.6
10. Western Carolina	19	362	19.1	204	10.7	-8.3

ASSIST/TURNOVER RATIO	G	Ast.	Avg.	T/O	Avg.	Ratio
1. The Citadel	16	282	17.6	204	12.8	1.4
2. Wofford	18	277	15.4	201	11.2	1.4
3. Furman	18	298	16.6	227	12.6	1.3
4. UNC Greensboro	18	233	12.9	202	11.2	1.2
5. ETSU	19	303	15.9	293	15.4	1.0
6. VMI	17	231	13.6	228	13.4	1.0
7. Chattanooga	18	239	13.3	237	13.2	1.0
8. Samford	18	245	13.6	256	14.2	1.0
9. Mercer	17	208	12.2	230	13.5	0.9
10. Western Carolina	19	243	12.8	362	19.1	0.7

OFFENSIVE REBOUNDS	G	No.	Avg/G
1. ETSU	19	272	14.3
2. Wofford	18	203	11.3
3. Furman	18	199	11.1
4. The Citadel	16	175	10.9
5. UNC Greensboro	18	186	10.3
6. Western Carolina	19	191	10.1
7. Samford	18	174	9.7
8. Mercer	17	164	9.6
9. VMI	17	154	9.1
10. Chattanooga	18	155	8.6

DEFENSIVE REBOUNDS	G	No.	Avg/G
1. ETSU	19	551	29.0
2. Samford	18	496	27.6
3. VMI	17	467	27.5
4. The Citadel	16	439	27.4
5. Furman	18	481	26.7
6. Chattanooga	18	473	26.3
7. Western Carolina	19	498	26.2
8. Wofford	18	448	24.9
9. Mercer	17	406	23.9
10. UNC Greensboro	18	417	23.2

DEFENSIVE REB PCT.	G	D-Reb	Opp. OR	D-Reb%
1. Wofford	18	448	118	.792
2. ETSU	19	551	151	.785
3. Western Carolina	19	498	163	.753
4. Chattanooga	18	473	163	.744
5. Furman	18	481	175	.733
6. VMI	17	467	173	.730
7. UNC Greensboro	18	417	183	.695
8. Samford	18	496	227	.686
9. The Citadel	16	439	213	.673
10. Mercer	17	406	205	.664

OFFENSIVE REB PCT.	G	O-Reb	Opp. DR	O-Reb%
1. ETSU	19	272	391	.410
2. Wofford	18	203	384	.346
3. Furman	18	199	440	.311
4. UNC Greensboro	18	186	426	.304
5. Western Carolina	19	191	443	.301
6. Mercer	17	164	400	.291
7. Samford	18	174	426	.290
8. The Citadel	16	175	464	.274
9. Chattanooga	18	155	489	.241
10. VMI	17	154	495	.237

2018-19 Southern Conference
CONFERENCE BASKETBALL STATISTICS
Through games of Jan 15, 2019 (All games)

3-POINT FG MADE	G	No.	Avg/G
1. The Citadel	16	213	13.3
2. Furman	18	192	10.7
3. Wofford	18	186	10.3
4. VMI	17	165	9.7
5. Chattanooga	18	163	9.1
6. Western Carolina	19	172	9.1
7. ETSU	19	161	8.5
8. UNC Greensboro	18	142	7.9
9. Mercer	17	124	7.3
10. Samford	18	130	7.2

2018-19 Southern Conference
CONFERENCE BASKETBALL STATISTICS
Through games of Jan 15, 2019 (All games)

Team	Conference	Pct.	PF	PA	Overall	Pct.	PF	PA	Current unbeaten streak
Wofford	6-0	1.000	84.2	65.0	14-4	.778	83.1	64.3	ETSU -- 7
ETSU	5-1	.833	81.3	69.7	15-4	.789	80.4	65.4	Wofford -- 5
UNC Greensboro	4-1	.800	74.2	73.2	15-3	.833	77.9	66.4	Chattanooga -- 1
Furman	4-2	.667	81.0	76.0	15-3	.833	80.9	67.9	UNC Greensboro -- 1
Chattanooga	3-2	.600	75.6	76.6	8-10	.444	73.3	73.0	Western Carolina -- 1
Western Carolina	2-4	.333	75.7	78.7	5-14	.263	69.8	78.0	
Samford	1-4	.200	77.4	77.6	11-7	.611	77.0	71.1	
The Citadel	1-4	.200	80.0	94.8	9-7	.562	94.4	88.1	
Mercer	1-4	.200	70.6	76.0	6-11	.353	73.6	69.8	
VMI	0-5	.000	66.8	85.8	6-11	.353	74.4	78.5	

TEAM SUMMARIES	G	PF-PA	Avg score	Margin	FG-FGA	Pct.	3FG-FGA	Pct.	FT-FTA	Pct.	RebF	RebA	Margin
Chattanooga	18	1320-1314	73.3-73.0	+0.3	482-1073	.449	163-432	.377	193-285	.677	628	652	-1.3
ETSU	19	1528-1243	80.4-65.4	+15.0	571-1183	.483	161-448	.359	225-331	.680	823	542	+14.8
Furman	18	1457-1222	80.9-67.9	+13.1	531-1124	.472	192-525	.366	203-291	.698	680	615	+3.6
Mercer	17	1251-1186	73.6-69.8	+3.8	436-954	.457	124-372	.333	255-362	.704	570	605	-2.1
Samford	18	1386-1279	77.0-71.1	+5.9	495-1040	.476	130-339	.383	266-362	.735	670	653	+0.9
The Citadel	16	1510-1409	94.4-88.1	+6.3	526-1126	.467	213-605	.352	245-329	.745	614	677	-3.9
UNC Greensboro	18	1403-1196	77.9-66.4	+11.5	510-1082	.471	142-403	.352	241-335	.719	603	609	-0.3
VMI	17	1265-1335	74.4-78.5	-4.1	442-1056	.419	165-480	.344	216-290	.745	621	668	-2.8
Western Carolina	19	1326-1482	69.8-78.0	-8.2	459-1013	.453	172-481	.358	236-378	.624	689	606	+4.4
Wofford	18	1495-1158	83.1-64.3	+18.7	553-1128	.490	186-473	.393	203-286	.710	651	502	+8.3

ATTENDANCE	Home	Average	Away	Average	Neutral	Average	Total	Average
Chattanooga	7-18226	2604	9-34540	3838	2-0	0	18-52766	2931
ETSU	9-36146	4016	8-39323	4915	2-4011	2006	19-79480	4183
Furman	9-15787	1754	9-35561	3951	0-0	0	18-51348	2853
Mercer	8-18907	2363	8-32326	4041	1-2504	2504	17-53737	3161
Samford	10-10437	1044	8-38895	4862	0-0	0	18-49332	2741
The Citadel	9-6667	741	7-27759	3966	0-0	0	16-34426	2152
UNC Greensboro	9-21632	2404	8-44566	5571	1-172	172	18-66370	3687
VMI	9-6316	702	8-37476	4684	0-0	0	17-43792	2576
Western Carolina	6-6627	1104	11-38937	3540	2-0	0	19-45564	2398
Wofford	10-20256	2026	8-39363	4920	0-0	0	18-59619	3312
Totals	86-161001	1872	84-368746	4390	8-6687	836	178-536434	3014

2018-19 Southern Conference
INDIVIDUAL BASKETBALL STATISTICS
Through games of Jan 15, 2019 (All games)

To be ranked, a player must appear in at least 75.0% of their team's games.

SCORING							REBOUNDING						
	Cl	G	FG	3FG	FT	Pts Avg/G		Cl	G	Off	Def	Total	Avg/G
1. Bubba Parham-VMI	So	17	106	57	75	344 20.2	1. Jeromy Rodriguez-ETSU	Jr	19	72	158	230	12.1
2. Lew Stallworth-CIT	Sr	16	117	13	55	302 18.9	2. Carlos Dotson-WCU	Jr	19	57	125	182	9.6
3. Francis Alonso-UNCG	Sr	18	96	51	76	319 17.7	3. Matt Rafferty-FUR	Sr	18	50	113	163	9.1
4. Fletcher Magee-WOF	Sr	18	97	68	55	317 17.6	4. Mladen Armus-ETSU	So	19	54	104	158	8.3
5. Matt Rafferty-FUR	Sr	18	121	2	69	313 17.4	5. Ruben Guerrero-SAM	Sr	18	57	91	148	8.2
6. Jordan Lyons-FUR	Jr	18	105	66	32	308 17.1	6. Cameron Jackson-WOF	Sr	18	55	84	139	7.7
7. Ross Cummings-MER	So	17	84	57	56	281 16.5	7. Zane Najdawi-CIT	Sr	16	40	76	116	7.3
8. Cameron Jackson-WOF	Sr	18	113	5	47	278 15.4	8. Robert Allen-SAM	Fr	18	28	102	130	7.2
9. Kevin Easley-UTC	Fr	18	99	34	37	269 14.9	9. Keve Aluma-WOF	So	18	48	71	119	6.6
10. Ruben Guerrero-SAM	Sr	18	112	0	43	267 14.8	10. Clay Mounce-FUR	So	18	32	86	118	6.6
11. Isaiah Miller-UNCG	So	18	112	11	28	263 14.6	11. Tyler Creamer-VMI	Jr	17	29	82	111	6.5
Josh Sharkey-SAM	Jr	18	80	15	88	263 14.6	12. Garrett Gilkeson-VMI	Jr	17	27	79	106	6.2
13. Zane Najdawi-CIT	Sr	16	77	11	60	225 14.1	13. Kevin Easley-UTC	Fr	18	27	81	108	6.0
14. Nathan Hoover-WOF	Jr	18	83	46	40	252 14.0	14. Lew Stallworth-CIT	Sr	16	3	89	92	5.8
15. Matt Frierson-CIT	Sr	16	64	63	27	218 13.6	15. Jaylen Stowe-MER	Sr	17	23	73	96	5.6
16. Carlos Dotson-WCU	Jr	19	99	0	50	248 13.1	16. Myles Lewis-VMI	So	17	26	58	84	4.9
17. Kaiden Rice-CIT	So	16	73	47	12	205 12.8	Ethan Stair-MER	Jr	17	27	57	84	4.9
18. Matt Halvorsen-WCU	So	19	67	49	56	239 12.6	18. Thomas Smallwood-UTC	Sr	18	19	69	88	4.9
19. Kameron Gibson-WCU	Fr	19	84	45	18	231 12.2	Eric Hamilton-UNCG	Jr	18	29	59	88	4.9
20. Tray Boyd III-ETSU	Jr	19	87	48	8	230 12.1	20. Marc Gosselin-WCU	Sr	19	34	58	92	4.8
21. Djordje Dimitrijevic-MER	Jr	17	69	15	49	202 11.9							
22. Jeromy Rodriguez-ETSU	Jr	19	93	0	37	223 11.7							
23. Brandon Austin-SAM	Jr	18	73	48	16	210 11.7							
Donovann Toatley-UTC	Fr	15	68	10	29	175 11.7							
25. Myron Gordon-SAM	Jr	18	66	14	63	209 11.6							
26. Clay Mounce-FUR	So	18	78	29	19	204 11.3							
27. Garrett Gilkeson-VMI	Jr	17	62	25	36	185 10.9							
28. Jaylen Stowe-MER	Sr	17	63	5	51	182 10.7							
29. Patrick Good-ETSU	So	18	60	52	19	191 10.6							
30. Ethan Stair-MER	Jr	17	65	23	24	177 10.4							

FIELD GOAL PCT						ASSISTS			
	Cl	G	FGM	FGA	Pct.		Cl	G	No. Avg/G
1. Matt Rafferty-FUR	Sr	18	121	188	.644	1. Lew Stallworth-CIT	Sr	16	108 6.8
2. Ruben Guerrero-SAM	Sr	18	112	182	.615	2. Josh Sharkey-SAM	Jr	18	119 6.6
3. Cameron Jackson-WOF	Sr	18	113	187	.604	3. Matt Rafferty-FUR	Sr	18	75 4.2
4. Carlos Dotson-WCU	Jr	19	99	169	.586	4. Demetrius Troy-UNCG	Sr	18	73 4.1
5. Lew Stallworth-CIT	Sr	16	117	205	.571	5. Alex Hunter-FUR	So	18	68 3.8
6. Isaiah Miller-UNCG	So	18	112	213	.526	6. Storm Murphy-WOF	So	17	61 3.6
7. Kevin Easley-UTC	Fr	18	99	212	.467	7. Marcus Cohen-MER	So	15	52 3.5
8. Francis Alonso-UNCG	Sr	18	96	223	.430	Donovann Toatley-UTC	Fr	15	52 3.5
9. Bubba Parham-VMI	So	17	106	259	.409	9. Bubba Parham-VMI	So	17	56 3.3
10. Fletcher Magee-WOF	Sr	18	97	249	.390	10. Isaiah Tisdale-ETSU	Jr	18	59 3.3
11. Jordan Lyons-FUR	Jr	18	105	273	.385	11. Greg Parham-VMI	So	17	48 2.8
						12. Matt Halvorsen-WCU	So	19	53 2.8
						13. Djordje Dimitrijevic-MER	Jr	17	42 2.5
						14. Ryan Larson-WOF	Fr	18	44 2.4
						15. Quayson Williams-CIT	Sr	16	39 2.4

2018-19 Southern Conference
INDIVIDUAL BASKETBALL STATISTICS
Through games of Jan 15, 2019 (All games)

FREE THROW PCT					
	Cl	G	FTM	FTA	Pct.
1. Fletcher Magee-WOF	Sr	18	55	60	.917
2. Francis Alonso-UNCG	Sr	18	76	85	.894
3. Myron Gordon-SAM	Jr	18	63	71	.887
4. Matt Halvorsen-WCU	So	19	56	65	.862
5. Djordje Dimitrijevic-MER	Jr	17	49	57	.860
6. Ross Cummings-MER	So	17	56	69	.812
7. Bubba Parham-VMI	So	17	75	96	.781
8. Josh Sharkey-SAM	Jr	18	88	113	.779
9. Zane Najdawi-CIT	Sr	16	60	78	.769
10. Matt Rafferty-FUR	Sr	18	69	94	.734
11. Jaylen Stowe-MER	Sr	17	51	71	.718
12. Lew Stallworth-CIT	Sr	16	55	78	.705
13. Cameron Jackson-WOF	Sr	18	47	74	.635
14. Carlos Dotson-WCU	Jr	19	50	103	.485

STEALS				
	Cl	G	No.	Avg/G
1. Isaiah Miller-UNCG	So	18	49	2.7
2. Josh Sharkey-SAM	Jr	18	48	2.7
3. Matt Rafferty-FUR	Sr	18	46	2.6
4. Ethan Stair-MER	Jr	17	32	1.9
5. Garrett Gilkeson-VMI	Jr	17	29	1.7
6. Cameron Jackson-WOF	Sr	18	28	1.6
7. Greg Parham-VMI	So	17	22	1.3
8. Jordan Lyons-FUR	Jr	18	23	1.3
Demetrius Troy-UNCG	Sr	18	23	1.3
10. Jeromy Rodriguez-ETSU	Jr	19	24	1.3
11. Matt Frierson-CIT	Sr	16	20	1.3
12. Jaylen Stowe-MER	Sr	17	21	1.2
13. Zane Najdawi-CIT	Sr	16	18	1.1
14. Alex Hunter-FUR	So	18	20	1.1
15. Isaiah Tisdale-ETSU	Jr	18	19	1.1
Francis Alonso-UNCG	Sr	18	19	1.1
Tre Clark-FUR	So	18	19	1.1

3-POINT FG PCT					
	Cl	G	3FG	FGA	Pct.
1. Kevion Nolan-SAM	So	16	28	53	.528
2. Clay Mounce-FUR	So	18	29	61	.475
3. Kevin Easley-UTC	Fr	18	34	76	.447
4. Nathan Hoover-WOF	Jr	18	46	104	.442
5. Kyrin Galloway-UNCG	Jr	18	30	68	.441
6. Brandon Austin-SAM	Jr	18	48	110	.436
7. Kameron Gibson-WCU	Fr	19	45	107	.421
8. Ross Cummings-MER	So	17	57	136	.419
9. Connor Kern-CIT	Sr	15	23	57	.404
10. Bubba Parham-VMI	So	17	57	145	.393
11. Francis Alonso-UNCG	Sr	18	51	130	.392
12. Patrick Good-ETSU	So	18	52	133	.391
13. Matt Frierson-CIT	Sr	16	63	162	.389
14. Tray Boyd III-ETSU	Jr	19	48	125	.384
15. Kaiden Rice-CIT	So	16	47	126	.373

3-POINT FG MADE				
	Cl	G	3FG	Avg/G
1. Matt Frierson-CIT	Sr	16	63	3.9
2. Fletcher Magee-WOF	Sr	18	68	3.8
3. Jordan Lyons-FUR	Jr	18	66	3.7
4. Ross Cummings-MER	So	17	57	3.4
Bubba Parham-VMI	So	17	57	3.4
6. Kaiden Rice-CIT	So	16	47	2.9
7. Patrick Good-ETSU	So	18	52	2.9
8. Francis Alonso-UNCG	Sr	18	51	2.8
9. Brandon Austin-SAM	Jr	18	48	2.7
10. Matt Halvorsen-WCU	So	19	49	2.6
11. Nathan Hoover-WOF	Jr	18	46	2.6
12. Tray Boyd III-ETSU	Jr	19	48	2.5
13. Kameron Gibson-WCU	Fr	19	45	2.4
14. Onno Steger-WCU	Jr	19	37	1.9
15. Kevin Easley-UTC	Fr	18	34	1.9

BLOCKED SHOTS				
	Cl	G	No.	Avg/G
1. Zane Najdawi-CIT	Sr	16	33	2.1
2. Ruben Guerrero-SAM	Sr	18	36	2.0
3. Matt Rafferty-FUR	Sr	18	24	1.3
4. Clay Mounce-FUR	So	18	21	1.2
5. Mladen Armus-ETSU	So	19	22	1.2
6. Cameron Jackson-WOF	Sr	18	19	1.1
7. Kyrin Galloway-UNCG	Jr	18	16	0.9
8. Jeromy Rodriguez-ETSU	Jr	19	16	0.8
9. Victor Bafutto-MER	So	17	14	0.8
10. Robert Allen-SAM	Fr	18	13	0.7
11. Fardaws Aimaq-MER	Fr	15	10	0.7
12. Justin Brown-UTC	Fr	18	11	0.6
Matt Pegram-WOF	Sr	18	11	0.6
Thomas Smallwood-UTC	Sr	18	11	0.6
15. Jake Stephens-VMI	Fr	17	10	0.6

ASSIST/TURNOVER RATIO					
	Cl	G	Ast.	T/O	Ratio
1. Isaiah Tisdale-ETSU	Jr	18	59	19	3.1
2. Alex Hunter-FUR	So	18	68	22	3.1
3. Storm Murphy-WOF	So	17	61	24	2.5
4. Demetrius Troy-UNCG	Sr	18	73	33	2.2
5. Lew Stallworth-CIT	Sr	16	108	53	2.0
6. Matt Rafferty-FUR	Sr	18	75	37	2.0
7. Marcus Cohen-MER	So	15	52	34	1.5
8. Donovan Toatley-UTC	Fr	15	52	35	1.5
9. Josh Sharkey-SAM	Jr	18	119	84	1.4
10. Bubba Parham-VMI	So	17	56	51	1.1

2018-19 Southern Conference
INDIVIDUAL BASKETBALL STATISTICS
Through games of Jan 15, 2019 (All games)

OFFENSIVE REBOUNDS			
	Cl	G	No. Avg/G
1. Jeromy Rodriguez-ETSU	Jr	19	72 3.8
2. Ruben Guerrero-SAM	Sr	18	57 3.2
3. Cameron Jackson-WOF	Sr	18	55 3.1
4. Carlos Dotson-WCU	Jr	19	57 3.0
5. Mladen Armus-ETSU	So	19	54 2.8
6. Matt Rafferty-FUR	Sr	18	50 2.8
7. Keve Aluma-WOF	So	18	48 2.7
8. Zane Najdawi-CIT	Sr	16	40 2.5
9. Fardaws Aimaq-MER	Fr	15	29 1.9
10. Marc Gosselin-WCU	Sr	19	34 1.8
11. Chevez Goodwin-WOF	So	18	32 1.8
Clay Mounce-FUR	So	18	32 1.8
13. Tyler Creammer-VMI	Jr	17	29 1.7
14. Eric Hamilton-UNCG	Jr	18	29 1.6
15. Ethan Stair-MER	Jr	17	27 1.6
Garrett Gilkeson-VMI	Jr	17	27 1.6

DEFENSIVE REBOUNDS			
	Cl	G	No. Avg/G
1. Jeromy Rodriguez-ETSU	Jr	19	158 8.3
2. Carlos Dotson-WCU	Jr	19	125 6.6
3. Matt Rafferty-FUR	Sr	18	113 6.3
4. Robert Allen-SAM	Fr	18	102 5.7
5. Lew Stallworth-CIT	Sr	16	89 5.6
6. Mladen Armus-ETSU	So	19	104 5.5
7. Ruben Guerrero-SAM	Sr	18	91 5.1
8. Tyler Creammer-VMI	Jr	17	82 4.8
9. Clay Mounce-FUR	So	18	86 4.8
10. Zane Najdawi-CIT	Sr	16	76 4.8
11. Cameron Jackson-WOF	Sr	18	84 4.7
12. Garrett Gilkeson-VMI	Jr	17	79 4.6
13. Kevin Easley-UTC	Fr	18	81 4.5
14. Jaylen Stowe-MER	Sr	17	73 4.3
15. Keve Aluma-WOF	So	18	71 3.9

MINUTES PLAYED			
	Cl	G	No. Avg/G
1. Josh Sharkey-SAM	Jr	18	612 34.0
2. Matt Rafferty-FUR	Sr	18	608 33.8
3. Alex Hunter-FUR	So	18	606 33.7
4. Matt Halvorsen-WCU	So	19	637 33.5
5. Bubba Parham-VMI	So	17	567 33.4
6. Ethan Stair-MER	Jr	17	555 32.6
7. Garrett Gilkeson-VMI	Jr	17	550 32.4
8. Jordan Lyons-FUR	Jr	18	580 32.2
9. Ross Cummings-MER	So	17	538 31.6
10. Lew Stallworth-CIT	Sr	16	501 31.3

2018-19 Southern Conference
Conference Team Highs
Through games of Jan 15, 2019 (All games)

TEAM HIGHS (highest totals made by)

Points	148	The Citadel vs Mid-Atl. Christian (11/12/18)
	137	The Citadel vs Johnson (11/14/18)
	127	The Citadel vs Johnson & Wales (12/05/18)
	112	The Citadel vs High Point (11/27/18)
	112	Wofford vs Kentucky Christian (12/06/18)
	112	Wofford vs The Citadel (01/03/19)
Margin	78 (111-33)	UNC Greensboro vs Greensboro College (11/27/18)
	77 (137-60)	The Citadel vs Johnson (11/14/18)
	73 (148-75)	The Citadel vs Mid-Atl. Christian (11/12/18)
	65 (109-44)	ETSU vs Hiwassee (11/08/18)
	64 (98-34)	VMI vs Goucher (11/11/18)
Field goals made	57	The Citadel vs Mid-Atl. Christian (11/12/18)
	47	The Citadel vs Johnson (11/14/18)
	46	ETSU vs Hiwassee (11/08/18)
	46	The Citadel vs Johnson & Wales (12/05/18)
	45	Wofford vs Kentucky Christian (12/06/18)
Field goal attempts	98	The Citadel vs Mid-Atl. Christian (11/12/18)
	88	The Citadel vs Johnson & Wales (12/05/18)
	85	The Citadel vs Johnson (11/14/18)
	81	Samford vs Belmont (11/29/18)
	81	Wofford vs Kentucky Christian (12/06/18)
Field goal percentage	.672 (43-64)	Wofford vs The Citadel (01/03/19)
	.623 (38-61)	Samford vs North Alabama (11/06/18)
	.623 (38-61)	The Citadel vs High Point (11/27/18)
	.613 (46-75)	ETSU vs Hiwassee (11/08/18)
	.610 (36-59)	ETSU vs Chattanooga (01/05/19)
3-Pt FG made	23	The Citadel vs Mid-Atl. Christian (11/12/18)
	23	The Citadel vs High Point (11/27/18)
	21	Furman vs North Greenville (11/15/18)
	19	UNC Greensboro at LSU (11/09/18)
	19	VMI at Kentucky (11/18/18)
3-Pt FG attempts	51	The Citadel vs Mid-Atl. Christian (11/12/18)
	49	Furman vs North Greenville (11/15/18)
	48	The Citadel vs Johnson (11/14/18)
	46	Furman vs UNCW (12/15/18)
	45	The Citadel vs Johnson & Wales (12/05/18)
	45	The Citadel vs Longwood (12/29/18)
3-Pt percentage	.591 (13-22)	Wofford at Mississippi State (12/19/18)
	.577 (15-26)	Wofford vs The Citadel (01/03/19)
	.576 (19-33)	UNC Greensboro at LSU (11/09/18)
	.575 (23-40)	The Citadel vs High Point (11/27/18)
	.556 (10-18)	Samford vs Jacksonville State (11/09/18)
	.556 (10-18)	Furman at UNC Greensboro (01/12/19)
Free throws made	32	ETSU vs Reinhardt (12/03/18)
	29	Western Carolina vs Hiwassee (11/17/18)
	27	Mercer vs Piedmont (11/09/18)
	27	UNC Greensboro at Samford (12/22/18)
	26	Samford vs Jacksonville State (11/09/18)
	26	Wofford vs Coastal Carolina (12/09/18)
Free throw attempts	40	Mercer vs Piedmont (11/09/18)
	39	ETSU vs Reinhardt (12/03/18)
	38	Western Carolina vs Hiwassee (11/17/18)
	36	UNC Greensboro at Samford (12/22/18)
	35	Samford vs Jacksonville State (11/09/18)
Free throw percentage	1.000 (11-11)	VMI at Presbyterian (12/12/18)

	1.000	(5-5)	VMI at Kentucky (11/18/18)
	1.000	(3-3)	ETSU at Creighton (11/11/18)
	.941	(16-17)	Furman at VMI (01/10/19)
	.917	(11-12)	ETSU at Mercer (01/12/19)
Rebounds	64		ETSU vs Reinhardt (12/03/18)
	63		The Citadel vs Mid-Atl. Christian (11/12/18)
	62		The Citadel vs Johnson (11/14/18)
	56		ETSU vs Hiwassee (11/08/18)
	56		Western Carolina vs Hiwassee (11/17/18)
Assists	37		The Citadel vs Mid-Atl. Christian (11/12/18)
	28		The Citadel vs Johnson (11/14/18)
	27		The Citadel vs High Point (11/27/18)
	27		UNC Greensboro vs Greensboro College (11/27/18)
	27		The Citadel vs Johnson & Wales (12/05/18)
	27		Wofford vs Kentucky Christian (12/06/18)
Steals	23		UNC Greensboro vs Greensboro College (11/27/18)
	20		Wofford vs Mars Hill (11/23/18)
	18		VMI vs Goucher (11/11/18)
	16		The Citadel vs Johnson (11/14/18)
	15		UNC Greensboro vs Johnson & Wales (11/16/18)
	15		The Citadel vs Western Carolina (01/12/19)
Blocked shots	14		The Citadel vs Johnson (11/14/18)
	9		UNC Greensboro at North Carolina A&T (11/06/18)
	9		Mercer vs Piedmont (11/09/18)
	8		The Citadel vs High Point (11/27/18)
	8		Furman vs Western Carolina (12/01/18)
Turnovers	35		Western Carolina vs Jacksonville State (11/20/18)
	33		Western Carolina at NC State (12/05/18)
	29		Western Carolina at The Citadel (01/12/19)
	26		Western Carolina at Iowa (12/18/18)
	23		Mercer at NC State (11/24/18)
Fouls	29		Western Carolina at Wake Forest (11/27/18)
	28		Samford vs Jacksonville State (11/09/18)
	28		Mercer at NC State (11/24/18)
	27		Western Carolina vs Hiwassee (11/17/18)
	26		UNC Greensboro at LSU (11/09/18)
	26		VMI at Kentucky (11/18/18)
	26		ETSU vs Wyoming (12/21/18)
	26		Western Carolina at The Citadel (01/12/19)

2018-19 Southern Conference
Conference Individual Highs
Through games of Jan 15, 2019 (All games)

INDIVIDUAL PLAYER GAME HIGHS

Points	54		Jordan Lyons (Furman) vs North Greenville (11/15/18)
	36		Ross Cummings (Mercer) vs Western Carolina (01/10/19)
	35		Bubba Parham (VMI) at Kentucky (11/18/18)
	34		Kameron Gibson (Western Carolina) at SMU (11/14/18)
	33		Bubba Parham (VMI) vs Kentucky Christian (11/20/18)
Field goals made	15		Jordan Lyons (Furman) vs North Greenville (11/15/18)
	12		Kyrin Galloway (UNC Greensboro) at LSU (11/09/18)
	12		Kameron Gibson (Western Carolina) at SMU (11/14/18)
	12		Carlos Dotson (Western Carolina) at Furman (12/01/18)
	12		Ross Cummings (Mercer) vs Western Carolina (01/10/19)
	12		Lew Stallworth (The Citadel) vs Western Carolina (01/12/19)
Field goal attempts	35		Jordan Lyons (Furman) vs North Greenville (11/15/18)
	26		Jordan Lyons (Furman) vs Western Carolina (12/01/18)
	24		Bubba Parham (VMI) at Stetson (11/23/18)
	23		Fletcher Magee (Wofford) vs North Carolina (11/06/18)
	21		Bubba Parham (VMI) vs Kentucky Christian (11/20/18)
	21		Tray Boyd III (ETSU) vs Samford (01/03/19)
Field goal percentage	.889	(8-9)	Daivien Williamson (ETSU) at Illinois (12/15/18)
	.857	(12-14)	Kyrin Galloway (UNC Greensboro) at LSU (11/09/18)
	.833	(10-12)	Zane Najdawi (The Citadel) vs Johnson & Wales (12/05/18)
	.818	(9-11)	Matt Rafferty (Furman) vs Bob Jones (11/06/18)
	.818	(9-11)	Cameron Jackson (Wofford) vs Coppin State (11/21/18)
	.818	(9-11)	Matt Rafferty (Furman) at Elon (12/04/18)
3-Pt FG made	15		Jordan Lyons (Furman) vs North Greenville (11/15/18)
	10		Matt Frierson (The Citadel) vs Johnson (11/14/18)
	10		Bubba Parham (VMI) at Kentucky (11/18/18)
	9		Nathan Hoover (Wofford) at South Carolina (11/26/18)
	8		Kyrin Galloway (UNC Greensboro) at LSU (11/09/18)
	8		Kameron Gibson (Western Carolina) at SMU (11/14/18)
	8		Kaiden Rice (The Citadel) vs High Point (11/27/18)
	8		Ross Cummings (Mercer) vs Brewton-Parker (11/27/18)
	8		Fletcher Magee (Wofford) vs Kentucky Christian (12/06/18)
3-Pt FG attempts	34		Jordan Lyons (Furman) vs North Greenville (11/15/18)
	17		Jordan Lyons (Furman) vs Western Carolina (12/01/18)
	16		Fletcher Magee (Wofford) vs North Carolina (11/06/18)
	16		Matt Frierson (The Citadel) vs Johnson (11/14/18)
	16		Bubba Parham (VMI) at Kentucky (11/18/18)
3-Pt percentage	1.000	(5-5)	Josh Sharkey (Samford) vs Houston Baptist (12/17/18)
	1.000	(5-5)	Kevin Easley (Chattanooga) at Western Carolina (01/03/19)
	.833	(5-6)	Kevin Easley (Chattanooga) at Michigan (11/23/18)
	.833	(5-6)	Connor Kern (The Citadel) vs High Point (11/27/18)
	.833	(5-6)	Kevious Nolan (Samford) vs VMI (12/29/18)
Free throws made	17		Francis Alonso (UNC Greensboro) at Samford (12/22/18)
	12		Bubba Parham (VMI) vs American (11/27/18)
	11		Djordje Dimitrijevic (Mercer) at NC State (11/24/18)
	11		Eric Hamilton (UNC Greensboro) vs Coppin State (12/12/18)
	10		Josh Sharkey (Samford) vs Jacksonville State (11/09/18)
	10		Zane Najdawi (The Citadel) vs Johnson (11/14/18)
	10		Bubba Parham (VMI) vs Kentucky Christian (11/20/18)
	10		Nathan Hoover (Wofford) vs Coastal Carolina (12/09/18)
	10		Myron Gordon (Samford) vs UNC Greensboro (12/22/18)
	10		Matt Rafferty (Furman) at UNC Greensboro (01/12/19)
Free throw attempts	21		Francis Alonso (UNC Greensboro) at Samford (12/22/18)
	15		Eric Hamilton (UNC Greensboro) vs Coppin State (12/12/18)
	14		Bubba Parham (VMI) vs American (11/27/18)

	13	Carlos Dotson (Western Carolina) at NC State (12/05/18)
	12	Jordan Lyons (Furman) vs North Greenville (11/15/18)
Free throw percentage	1.000 (11-11)	Djordje Dimitrijevic (Mercer) at NC State (11/24/18)
	1.000 (10-10)	Zane Najdawi (The Citadel) vs Johnson (11/14/18)
	1.000 (10-10)	Nathan Hoover (Wofford) vs Coastal Carolina (12/09/18)
	1.000 (10-10)	Matt Rafferty (Furman) at UNC Greensboro (01/12/19)
	1.000 (9-9)	Matt Frierson (The Citadel) at Campbell (12/18/18)
	1.000 (8-8)	Donovann Toatley (Chattanooga) at Charlotte (11/06/18)
	1.000 (8-8)	Francis Alonso (UNC Greensboro) vs Johnson & Wales (11/16/18)
	1.000 (8-8)	Matt Halvorsen (Western Carolina) vs Hiwassee (11/17/18)
	1.000 (8-8)	Daivien Williamson (ETSU) vs Reinhardt (12/03/18)
	1.000 (8-8)	Matt Halvorsen (Western Carolina) vs Chattanooga (01/03/19)
Rebounds	19	Jeromy Rodriguez (ETSU) vs Samford (01/03/19)
	18	Thomas Smallwood (Chattanooga) vs Cumberland (11/13/18)
	18	Jeromy Rodriguez (ETSU) at Mercer (01/12/19)
	17	Matt Rafferty (Furman) at Villanova (11/17/18)
	17	Jeromy Rodriguez (ETSU) at Georgia Southern (11/27/18)
	17	Mladen Armus (ETSU) vs Samford (01/03/19)
Assists	14	Josh Sharkey (Samford) at ETSU (01/03/19)
	13	Lew Stallworth (The Citadel) vs Johnson (11/14/18)
	12	Lew Stallworth (The Citadel) vs High Point (11/27/18)
	10	Greg Parham (VMI) vs Washington College (11/06/18)
	10	Josh Sharkey (Samford) vs Jacksonville State (11/09/18)
	10	Quayson Williams (The Citadel) vs Mid-Atl. Christian (11/12/18)
	10	Josh Sharkey (Samford) vs Kennesaw State (11/12/18)
	10	Alex Hunter (Furman) vs Western Carolina (12/01/18)
	10	Lew Stallworth (The Citadel) vs Johnson & Wales (12/05/18)
	10	Donovann Toatley (Chattanooga) at Ole Miss (12/16/18)
Steals	8	Josh Sharkey (Samford) vs Jacksonville State (11/09/18)
	7	Josh Sharkey (Samford) at Purdue Fort Wayne (11/23/18)
	7	Matt Rafferty (Furman) at VMI (01/10/19)
	6	Ta'Vonne Bond (VMI) vs Goucher (11/11/18)
	6	Tray Hollowell (Wofford) vs Mars Hill (11/23/18)
	6	Josh Sharkey (Samford) vs UNC Greensboro (12/22/18)
	6	Isaiah Miller (UNC Greensboro) vs Chattanooga (12/29/18)
Blocked shots	7	James Dickey (UNC Greensboro) at North Carolina A&T (11/06/18)
	6	Zane Najdawi (The Citadel) vs Johnson (11/14/18)
	5	Octavion Corley (ETSU) vs Hiwassee (11/08/18)
	4	Ruben Guerrero (Samford) vs North Alabama (11/06/18)
	4	Victor Bafutto (Mercer) vs Piedmont (11/09/18)
	4	Kyrin Galloway (UNC Greensboro) at LSU (11/09/18)
	4	Matt Rafferty (Furman) at Villanova (11/17/18)
	4	Ruben Guerrero (Samford) vs Belmont (11/29/18)
	4	Matt Rafferty (Furman) vs Western Carolina (12/01/18)
	4	Ruben Guerrero (Samford) vs Houston Baptist (12/17/18)
	4	Ruben Guerrero (Samford) vs VMI (12/29/18)
	4	James Dickey (UNC Greensboro) vs Furman (01/12/19)
Turnovers	9	Carlos Dotson (Western Carolina) vs Jacksonville State (11/20/18)
	8	Josh Sharkey (Samford) at ETSU (01/03/19)
	7	Josh Sharkey (Samford) vs North Alabama (11/06/18)
	7	Matt Halvorsen (Western Carolina) at SMU (11/14/18)
	7	Lew Stallworth (The Citadel) at Texas (11/16/18)
	7	James Harrison (ETSU) vs Reinhardt (12/03/18)
	7	Matt Halvorsen (Western Carolina) at NC State (12/05/18)
	7	Marc Gosselin (Western Carolina) at NC State (12/05/18)
	7	Francis Alonso (UNC Greensboro) at Elon (12/07/18)
	7	Josh Sharkey (Samford) at Alabama A&M (12/09/18)
	7	Josh Sharkey (Samford) at Tennessee (12/19/18)

2018-19 Southern Conference
CONFERENCE BASKETBALL STATISTICS
Through games of Jan 15, 2019 (Conference games only)

SCORING OFFENSE	G	W-L	Pts	Avg/G
1. Wofford	6	6-0	505	84.2
2. ETSU	6	5-1	488	81.3
3. Furman	6	4-2	486	81.0
4. The Citadel	5	1-4	400	80.0
5. Samford	5	1-4	387	77.4
6. Western Carolina	6	2-4	454	75.7
7. Chattanooga	5	3-2	378	75.6
8. UNC Greensboro	5	4-1	371	74.2
9. Mercer	5	1-4	353	70.6
10. VMI	5	0-5	334	66.8

SCORING DEFENSE	G	Pts	Avg/G
1. Wofford	6	390	65.0
2. ETSU	6	418	69.7
3. UNC Greensboro	5	366	73.2
4. Furman	6	456	76.0
Mercer	5	380	76.0
6. Chattanooga	5	383	76.6
7. Samford	5	388	77.6
8. Western Carolina	6	472	78.7
9. VMI	5	429	85.8
10. The Citadel	5	474	94.8

SCORING MARGIN	G	Offense	Defense	Margin
1. Wofford	6	84.2	65.0	+19.2
2. ETSU	6	81.3	69.7	+11.7
3. Furman	6	81.0	76.0	+5.0
4. UNC Greensboro	5	74.2	73.2	+1.0
5. Samford	5	77.4	77.6	-0.2
6. Chattanooga	5	75.6	76.6	-1.0
7. Western Carolina	6	75.7	78.7	-3.0
8. Mercer	5	70.6	76.0	-5.4
9. The Citadel	5	80.0	94.8	-14.8
10. VMI	5	66.8	85.8	-19.0

FREE THROW PCT	G	FTM	FTA	Pct.
1. VMI	5	56	73	.767
2. UNC Greensboro	5	88	115	.765
3. Samford	5	77	101	.762
4. The Citadel	5	65	86	.756
5. Furman	6	82	112	.732
6. Wofford	6	76	105	.724
7. Mercer	5	70	100	.700
8. Western Carolina	6	89	131	.679
9. ETSU	6	65	96	.677
10. Chattanooga	5	59	90	.656

FIELD GOAL PERCENTAGE	G	FGM	FGA	Pct.
1. Wofford	6	188	353	.533
2. ETSU	6	185	375	.493
3. Chattanooga	5	136	280	.486
4. Samford	5	138	293	.471
5. Furman	6	172	375	.459
6. Western Carolina	6	154	336	.458
7. Mercer	5	124	276	.449
8. UNC Greensboro	5	124	295	.420
9. VMI	5	118	289	.408
10. The Citadel	5	139	345	.403

FIELD GOAL PCT DEFENSE	G	FGM	FGA	Pct.
1. ETSU	6	148	352	.420
2. Wofford	6	133	308	.432
3. Furman	6	169	376	.449
4. Chattanooga	5	138	302	.457
5. Samford	5	136	297	.458
6. Mercer	5	134	292	.459
7. Western Carolina	6	170	370	.459
8. VMI	5	149	323	.461
9. UNC Greensboro	5	125	256	.488
10. The Citadel	5	176	341	.516

3-POINT FG PCT	G	3FGM	3FGA	Pct.
1. Chattanooga	5	47	113	.416
2. Wofford	6	53	135	.393
3. Samford	5	34	91	.374
4. ETSU	6	53	142	.373
5. Furman	6	60	168	.357
6. Western Carolina	6	57	162	.352
7. UNC Greensboro	5	35	105	.333
8. VMI	5	42	127	.331
9. Mercer	5	35	112	.313
10. The Citadel	5	57	187	.305

3-POINT FG PCT DEFENSE	G	3FGM	3FGA	Pct.
1. Western Carolina	6	43	149	.289
2. Furman	6	51	161	.317
3. ETSU	6	50	150	.333
4. Chattanooga	5	31	91	.341
5. Wofford	6	48	136	.353
6. Mercer	5	51	142	.359
7. Samford	5	50	136	.368
8. VMI	5	51	134	.381
9. The Citadel	5	61	159	.384
10. UNC Greensboro	5	37	84	.440

REBOUNDING OFFENSE	G	Rebounds	Avg/G
1. ETSU	6	241	40.2
2. Western Carolina	6	230	38.3
3. Furman	6	228	38.0
4. VMI	5	182	36.4
5. Wofford	6	204	34.0
Samford	5	170	34.0
7. UNC Greensboro	5	160	32.0
8. The Citadel	5	157	31.4
9. Chattanooga	5	155	31.0
10. Mercer	5	142	28.4

REBOUNDING DEFENSE	G	Rebounds	Avg/G
1. Wofford	6	149	24.8
2. ETSU	6	171	28.5
3. UNC Greensboro	5	166	33.2
4. Western Carolina	6	203	33.8
5. Furman	6	208	34.7
6. Samford	5	181	36.2
7. Chattanooga	5	186	37.2
8. VMI	5	188	37.6
9. Mercer	5	192	38.4
10. The Citadel	5	225	45.0

2018-19 Southern Conference
CONFERENCE BASKETBALL STATISTICS
Through games of Jan 15, 2019 (Conference games only)

REBOUNDING MARGIN	G	Team	Avg.	Opp.	Avg.	Margin
1.	ETSU	6	241	40.2	171	28.5 +11.7
2.	Wofford	6	204	34.0	149	24.8 +9.2
3.	Western Carolina	6	230	38.3	203	33.8 +4.5
4.	Furman	6	228	38.0	208	34.7 +3.3
5.	UNC Greensboro	5	160	32.0	166	33.2 -1.2
6.	VMI	5	182	36.4	188	37.6 -1.2
7.	Samford	5	170	34.0	181	36.2 -2.2
8.	Chattanooga	5	155	31.0	186	37.2 -6.2
9.	Mercer	5	142	28.4	192	38.4 -10.0
10.	The Citadel	5	157	31.4	225	45.0 -13.6

BLOCKED SHOTS	G	No.	Avg/G
1.	ETSU	6	28 4.7
2.	Furman	6	23 3.8
3.	UNC Greensboro	5	18 3.6
4.	Chattanooga	5	17 3.4
	Samford	5	17 3.4
6.	The Citadel	5	16 3.2
7.	Wofford	6	17 2.8
8.	Western Carolina	6	13 2.2
9.	Mercer	5	10 2.0
10.	VMI	5	7 1.4

ASSISTS	G	No.	Avg/G
1.	ETSU	6	101 16.8
2.	Wofford	6	96 16.0
3.	Samford	5	74 14.8
4.	Furman	6	87 14.5
5.	Western Carolina	6	85 14.2
6.	The Citadel	5	69 13.8
7.	Chattanooga	5	68 13.6
8.	VMI	5	61 12.2
9.	UNC Greensboro	5	53 10.6
10.	Mercer	5	48 9.6

STEALS	G	No.	Avg/G
1.	The Citadel	5	46 9.2
2.	Samford	5	44 8.8
3.	UNC Greensboro	5	43 8.6
4.	Furman	6	48 8.0
	Mercer	5	40 8.0
6.	ETSU	6	42 7.0
7.	Wofford	6	39 6.5
8.	VMI	5	27 5.4
9.	Western Carolina	6	28 4.7
10.	Chattanooga	5	19 3.8

TURNOVER MARGIN	G	Team	Avg.	Opp.	Avg.	Margin
1.	UNC Greensboro	5	55	11.0	83	16.6 +5.6
2.	The Citadel	5	62	12.4	80	16.0 +3.6
3.	Mercer	5	62	12.4	77	15.4 +3.0
	Wofford	6	70	11.7	88	14.7 +3.0
5.	Samford	5	63	12.6	75	15.0 +2.4
6.	Furman	6	83	13.8	78	13.0 -0.8
7.	Chattanooga	5	62	12.4	57	11.4 -1.0
8.	ETSU	6	84	14.0	77	12.8 -1.2
9.	VMI	5	85	17.0	52	10.4 -6.6
10.	Western Carolina	6	103	17.2	62	10.3 -6.8

ASSIST/TURNOVER RATIO	G	Ast.	Avg.	T/O	Avg.	Ratio
1.	Wofford	6	96	16.0	70	11.7 1.4
2.	ETSU	6	101	16.8	84	14.0 1.2
3.	Samford	5	74	14.8	63	12.6 1.2
4.	The Citadel	5	69	13.8	62	12.4 1.1
5.	Chattanooga	5	68	13.6	62	12.4 1.1
6.	Furman	6	87	14.5	83	13.8 1.0
7.	UNC Greensboro	5	53	10.6	55	11.0 1.0
8.	Western Carolina	6	85	14.2	103	17.2 0.8
9.	Mercer	5	48	9.6	62	12.4 0.8
10.	VMI	5	61	12.2	85	17.0 0.7

OFFENSIVE REBOUNDS	G	No.	Avg/G
1.	ETSU	6	79 13.2
2.	UNC Greensboro	5	58 11.6
3.	Western Carolina	6	65 10.8
	Furman	6	65 10.8
5.	Wofford	6	62 10.3
6.	The Citadel	5	47 9.4
7.	Mercer	5	44 8.8
8.	Samford	5	43 8.6
9.	VMI	5	36 7.2
10.	Chattanooga	5	33 6.6

DEFENSIVE REBOUNDS	G	No.	Avg/G
1.	VMI	5	146 29.2
2.	Western Carolina	6	165 27.5
3.	Furman	6	163 27.2
4.	ETSU	6	162 27.0
5.	Samford	5	127 25.4
6.	Chattanooga	5	122 24.4
7.	Wofford	6	142 23.7
8.	The Citadel	5	110 22.0
9.	UNC Greensboro	5	102 20.4
10.	Mercer	5	98 19.6

DEFENSIVE REB PCT.	G	D-Reb	Opp. OR	D-Reb%
1.	Wofford	6	142	38 .789
2.	VMI	5	146	45 .764
3.	ETSU	6	162	51 .761
4.	Furman	6	163	57 .741
5.	Western Carolina	6	165	60 .733
6.	Samford	5	127	51 .713
7.	UNC Greensboro	5	102	42 .708
8.	Chattanooga	5	122	54 .693
9.	The Citadel	5	110	62 .640
10.	Mercer	5	98	72 .576

OFFENSIVE REB PCT.	G	O-Reb	Opp. DR	O-Reb%
1.	ETSU	6	79	120 .397
2.	Wofford	6	62	111 .358
3.	UNC Greensboro	5	58	124 .319
4.	Western Carolina	6	65	143 .313
5.	Furman	6	65	151 .301
6.	Mercer	5	44	120 .268
7.	Samford	5	43	130 .249
8.	The Citadel	5	47	163 .224
9.	VMI	5	36	143 .201
10.	Chattanooga	5	33	132 .200

2018-19 Southern Conference
CONFERENCE BASKETBALL STATISTICS
Through games of Jan 15, 2019 (Conference games only)

3-POINT FG MADE	G	No.	Avg/G
1. The Citadel	5	57	11.4
2. Furman	6	60	10.0
3. Western Carolina	6	57	9.5
4. Chattanooga	5	47	9.4
5. Wofford	6	53	8.8
ETSU	6	53	8.8
7. VMI	5	42	8.4
8. UNC Greensboro	5	35	7.0
Mercer	5	35	7.0
10. Samford	5	34	6.8

2018-19 Southern Conference
CONFERENCE BASKETBALL STATISTICS
Through games of Jan 15, 2019 (Conference games only)

Team	Conference	Pct.	PF	PA	Overall	Pct.	PF	PA	Current unbeaten streak
Wofford	6-0	1.000	84.2	65.0	6-0	1.000	84.2	65.0	Wofford -- 6
ETSU	5-1	.833	81.3	69.7	5-1	.833	81.3	69.7	ETSU -- 5
UNC Greensboro	4-1	.800	74.2	73.2	4-1	.800	74.2	73.2	Chattanooga -- 1
Furman	4-2	.667	81.0	76.0	4-2	.667	81.0	76.0	UNC Greensboro -- 1
Chattanooga	3-2	.600	75.6	76.6	3-2	.600	75.6	76.6	Western Carolina -- 1
Western Carolina	2-4	.333	75.7	78.7	2-4	.333	75.7	78.7	
The Citadel	1-4	.200	80.0	94.8	1-4	.200	80.0	94.8	
Samford	1-4	.200	77.4	77.6	1-4	.200	77.4	77.6	
Mercer	1-4	.200	70.6	76.0	1-4	.200	70.6	76.0	
VMI	0-5	.000	66.8	85.8	0-5	.000	66.8	85.8	

TEAM SUMMARIES	G	PF-PA	Avg score	Margin	FG-FGA	Pct.	3FG-FGA	Pct.	FT-FTA	Pct.	RebF	RebA	Margin
Chattanooga	5	378-383	75.6-76.6	-1.0	136-280	.486	47-113	.416	59-90	.656	155	186	-6.2
ETSU	6	488-418	81.3-69.7	+11.7	185-375	.493	53-142	.373	65-96	.677	241	171	+11.7
Furman	6	486-456	81.0-76.0	+5.0	172-375	.459	60-168	.357	82-112	.732	228	208	+3.3
Mercer	5	353-380	70.6-76.0	-5.4	124-276	.449	35-112	.313	70-100	.700	142	192	-10.0
Samford	5	387-388	77.4-77.6	-0.2	138-293	.471	34-91	.374	77-101	.762	170	181	-2.2
The Citadel	5	400-474	80.0-94.8	-14.8	139-345	.403	57-187	.305	65-86	.756	157	225	-13.6
UNC Greensboro	5	371-366	74.2-73.2	+1.0	124-295	.420	35-105	.333	88-115	.765	160	166	-1.2
VMI	5	334-429	66.8-85.8	-19.0	118-289	.408	42-127	.331	56-73	.767	182	188	-1.2
Western Carolina	6	454-472	75.7-78.7	-3.0	154-336	.458	57-162	.352	89-131	.679	230	203	+4.5
Wofford	6	505-390	84.2-65.0	+19.2	188-353	.533	53-135	.393	76-105	.724	204	149	+9.2

ATTENDANCE	Home	Average	Away	Average	Neutral	Average	Total	Average
Chattanooga	2-6474	3237	3-8618	2873	0-0	0	5-15092	3018
ETSU	3-14766	4922	3-6494	2165	0-0	0	6-21260	3543
Furman	3-6346	2115	3-9296	3099	0-0	0	6-15642	2607
Mercer	2-5748	2874	3-5199	1733	0-0	0	5-10947	2189
Samford	2-1708	854	3-9784	3261	0-0	0	5-11492	2298
The Citadel	3-3060	1020	2-5862	2931	0-0	0	5-8922	1784
UNC Greensboro	3-8416	2805	2-1574	787	0-0	0	5-9990	1998
VMI	3-2000	667	2-3035	1518	0-0	0	5-5035	1007
Western Carolina	3-3660	1220	3-5694	1898	0-0	0	6-9354	1559
Wofford	3-8095	2698	3-4717	1572	0-0	0	6-12812	2135
Totals	27-60273	2232	27-60273	2232	0-0	0	54-120546	2232

2018-19 Southern Conference
INDIVIDUAL BASKETBALL STATISTICS
Through games of Jan 15, 2019 (Conference games only)

To be ranked, a player must appear in at least 75.0% of their team's games.

SCORING							REBOUNDING							
	Cl	G	FG	3FG	FT	Pts	Avg/G		Cl	G	Off	Def	Total	Avg/G
1. Ross Cummings-MER	So	5	33	22	23	111	22.2	1. Carlos Dotson-WCU	Jr	6	22	51	73	12.2
2. Lew Stallworth-CIT	Sr	5	42	7	12	103	20.6	Jeromy Rodriguez-ETSU	Jr	6	21	52	73	12.2
3. Matt Rafferty-FUR	Sr	6	42	1	34	119	19.8	3. Matt Rafferty-FUR	Sr	6	16	42	58	9.7
4. Isaiah Miller-UNCG	So	5	38	6	11	93	18.6	4. Mladen Armus-ETSU	So	6	14	37	51	8.5
5. Kevin Easley-UTC	Fr	5	32	14	14	92	18.4	5. Clay Mounce-FUR	So	6	16	32	48	8.0
6. Fletcher Magee-WOF	Sr	6	32	23	23	110	18.3	Ruben Guerrero-SAM	Sr	5	10	30	40	8.0
7. Jordan Lyons-FUR	Jr	6	37	21	11	106	17.7	7. Keve Aluma-WOF	So	6	18	28	46	7.7
8. Francis Alonso-UNCG	Sr	5	21	11	31	84	16.8	8. Garrett Gilkeson-VMI	Jr	5	7	31	38	7.6
9. Cameron Jackson-WOF	Sr	6	37	1	22	97	16.2	9. Cameron Jackson-WOF	Sr	6	18	25	43	7.2
10. Carlos Dotson-WCU	Jr	6	40	0	16	96	16.0	10. Zane Najdawi-CIT	Sr	5	12	23	35	7.0
11. Zane Najdawi-CIT	Sr	5	27	9	15	78	15.6	11. Ramon Vila-UTC	So	4	7	20	27	6.8
Ruben Guerrero-SAM	Sr	5	32	0	14	78	15.6	12. Eric Hamilton-UNCG	Jr	5	14	18	32	6.4
13. Nathan Hoover-WOF	Jr	6	32	12	11	87	14.5	13. Onno Steger-WCU	Jr	6	11	24	35	5.8
Ramon Vila-UTC	So	4	24	0	10	58	14.5	14. Kevin Easley-UTC	Fr	5	6	23	29	5.8
15. Bubba Parham-VMI	So	5	22	10	16	70	14.0	Jaylen Stowe-MER	Sr	5	8	21	29	5.8
16. Ethan Stair-MER	Jr	5	26	8	9	69	13.8	16. Marc Gosselin-WCU	Sr	6	13	20	33	5.5
17. Onno Steger-WCU	Jr	6	26	15	14	81	13.5	17. Robert Allen-SAM	Fr	5	10	17	27	5.4
18. Josh Sharkey-SAM	Jr	5	22	2	21	67	13.4	Ethan Stair-MER	Jr	5	11	16	27	5.4
19. Donovan Toatley-UTC	Fr	4	21	2	9	53	13.3	Lew Stallworth-CIT	Sr	5	0	27	27	5.4
20. Robert Allen-SAM	Fr	5	21	4	15	61	12.2	20. Brandon Austin-SAM	Jr	5	4	22	26	5.2
21. Jeromy Rodriguez-ETSU	Jr	6	32	0	8	72	12.0	Isaiah Miller-UNCG	So	5	8	18	26	5.2
Kameron Gibson-WCU	Fr	6	26	15	5	72	12.0							
Garrett Gilkeson-VMI	Jr	5	19	8	14	60	12.0							
Myron Gordon-SAM	Jr	5	19	5	17	60	12.0							
25. David Jean-Baptiste-UTC	So	5	21	10	6	58	11.6							
26. Clay Mounce-FUR	So	6	24	8	10	66	11.0							
Alex Reed-CIT	So	5	20	9	6	55	11.0							
28. Tray Boyd III-ETSU	Jr	6	24	14	3	65	10.8							
29. Djordje Dimitrijevic-MER	Jr	5	22	2	8	54	10.8							
30. Matt Halvorsen-WCU	So	6	15	12	22	64	10.7							

FIELD GOAL PCT						ASSISTS				
	Cl	G	FGM	FGA	Pct.		Cl	G	No.	Avg/G
1. Ramon Vila-UTC	So	4	24	33	.727	1. Josh Sharkey-SAM	Jr	5	41	8.2
2. Cameron Jackson-WOF	Sr	6	37	58	.638	2. Lew Stallworth-CIT	Sr	5	30	6.0
3. Jeromy Rodriguez-ETSU	Jr	6	32	52	.615	3. Alex Hunter-FUR	So	6	27	4.5
4. Matt Rafferty-FUR	Sr	6	42	69	.609	4. Demetrius Troy-UNCG	Sr	5	19	3.8
5. Carlos Dotson-WCU	Jr	6	40	68	.588	Bubba Parham-VMI	So	5	19	3.8
6. Ruben Guerrero-SAM	Sr	5	32	56	.571	6. Matt Halvorsen-WCU	So	6	22	3.7
7. Ross Cummings-MER	So	5	33	59	.559	7. Matt Rafferty-FUR	Sr	6	20	3.3
8. Ethan Stair-MER	Jr	5	26	48	.542	Kameron Gibson-WCU	Fr	6	20	3.3
9. Lew Stallworth-CIT	Sr	5	42	78	.538	9. Donovan Toatley-UTC	Fr	4	13	3.3
10. Isaiah Miller-UNCG	So	5	38	71	.535	Marcus Cohen-MER	So	4	13	3.3
11. Kevin Easley-UTC	Fr	5	32	60	.533	11. David Jean-Baptiste-UTC	So	5	16	3.2
12. Donovan Toatley-UTC	Fr	4	21	41	.512	12. Isaiah Tisdale-ETSU	Jr	6	19	3.2
13. Nathan Hoover-WOF	Jr	6	32	66	.485	Cameron Jackson-WOF	Sr	6	19	3.2
14. Zane Najdawi-CIT	Sr	5	27	59	.458	Storm Murphy-WOF	So	6	19	3.2
15. Jordan Lyons-FUR	Jr	6	37	89	.416	15. Garrett Gilkeson-VMI	Jr	5	14	2.8

2018-19 Southern Conference
INDIVIDUAL BASKETBALL STATISTICS
Through games of Jan 15, 2019 (Conference games only)

FREE THROW PCT					
	Cl	G	FTM	FTA	Pct.
1. Garrett Gilkeson-VMI	Jr	5	14	15	.933
2. Fletcher Magee-WOF	Sr	6	23	25	.920
3. Matt Halvorsen-WCU	So	6	22	24	.917
4. Ross Cummings-MER	So	5	23	26	.885
5. Sarju Patel-VMI	So	5	13	15	.867
6. Francis Alonso-UNCG	Sr	5	31	36	.861
7. Myron Gordon-SAM	Jr	5	17	20	.850
8. Josh Sharkey-SAM	Jr	5	21	25	.840
9. Matt Rafferty-FUR	Sr	6	34	42	.810
Jaylen Stowe-MER	Sr	5	17	21	.810
11. Kevin Easley-UTC	Fr	5	14	18	.778
Eric Hamilton-UNCG	Jr	5	14	18	.778
13. Bubba Parham-VMI	So	5	16	21	.762
14. Robert Allen-SAM	Fr	5	15	20	.750
15. Ruben Guerrero-SAM	Sr	5	14	19	.737

STEALS				
	Cl	G	No.	Avg/G
1. Matt Rafferty-FUR	Sr	6	21	3.5
2. Isaiah Miller-UNCG	So	5	16	3.2
3. Josh Sharkey-SAM	Jr	5	14	2.8
4. Ethan Stair-MER	Jr	5	12	2.4
5. Zane Najdawi-CIT	Sr	5	11	2.2
6. Cameron Jackson-WOF	Sr	6	11	1.8
7. Matt Frierson-CIT	Sr	5	9	1.8
8. Jaylen Stowe-MER	Sr	5	8	1.6
David Jean-Baptiste-UTC	So	5	8	1.6
Robert Allen-SAM	Fr	5	8	1.6
11. Francis Alonso-UNCG	Sr	5	7	1.4
Garrett Gilkeson-VMI	Jr	5	7	1.4
Ruben Guerrero-SAM	Sr	5	7	1.4
14. Mladen Armus-ETSU	So	6	8	1.3
Tre Clark-FUR	So	6	8	1.3
Jordan Lyons-FUR	Jr	6	8	1.3

3-POINT FG PCT					
	Cl	G	3FG	FGA	Pct.
1. Kevin Easley-UTC	Fr	5	14	23	.609
2. Josh Cottrell-WCU	Fr	6	10	17	.588
3. Daivien Williamson-ETSU	Fr	6	9	17	.529
4. Ross Cummings-MER	So	5	22	42	.524
5. Alex Reed-CIT	So	5	9	18	.500
6. Jake Stephens-VMI	Fr	5	11	23	.478
7. Garrett Gilkeson-VMI	Jr	5	8	18	.444
8. David Jean-Baptiste-UTC	So	5	10	23	.435
9. Nathan Hoover-WOF	Jr	6	12	30	.400
10. Onno Steger-WCU	Jr	6	15	38	.395
11. Brandon Austin-SAM	Jr	5	11	28	.393
12. Kameron Gibson-WCU	Fr	6	15	39	.385
13. Fletcher Magee-WOF	Sr	6	23	60	.383
14. Jordan Lyons-FUR	Jr	6	21	55	.382
15. Andrew Brown-FUR	Sr	5	9	24	.375

3-POINT FG MADE				
	Cl	G	3FG	Avg/G
1. Ross Cummings-MER	So	5	22	4.4
2. Fletcher Magee-WOF	Sr	6	23	3.8
3. Jordan Lyons-FUR	Jr	6	21	3.5
4. Kevin Easley-UTC	Fr	5	14	2.8
5. Onno Steger-WCU	Jr	6	15	2.5
Kameron Gibson-WCU	Fr	6	15	2.5
7. Patrick Good-ETSU	So	6	14	2.3
Tray Boyd III-ETSU	Jr	6	14	2.3
9. Jake Stephens-VMI	Fr	5	11	2.2
Brandon Austin-SAM	Jr	5	11	2.2
Francis Alonso-UNCG	Sr	5	11	2.2
Kaiden Rice-CIT	So	5	11	2.2
13. Matt Halvorsen-WCU	So	6	12	2.0
Nathan Hoover-WOF	Jr	6	12	2.0
David Jean-Baptiste-UTC	So	5	10	2.0
Bubba Parham-VMI	So	5	10	2.0

BLOCKED SHOTS				
	Cl	G	No.	Avg/G
1. Ruben Guerrero-SAM	Sr	5	11	2.2
2. Zane Najdawi-CIT	Sr	5	10	2.0
3. Clay Mounce-FUR	So	6	9	1.5
Mladen Armus-ETSU	So	6	9	1.5
5. Ramon Vila-UTC	So	4	5	1.3
6. Lucas N'Guessan-ETSU		5	6	1.2
7. Cameron Jackson-WOF	Sr	6	7	1.2
Carlos Dotson-WCU	Jr	6	7	1.2
Matt Rafferty-FUR	Sr	6	7	1.2
10. Victor Bafutto-MER	So	5	5	1.0
Kyrin Galloway-UNCG	Jr	5	5	1.0
12. Jeromy Rodriguez-ETSU	Jr	6	5	0.8
Keve Aluma-WOF	So	6	5	0.8
14. Justin Brown-UTC	Fr	5	4	0.8
Eric Hamilton-UNCG	Jr	5	4	0.8

ASSIST/TURNOVER RATIO					
	Cl	G	Ast.	T/O	Ratio
1. Isaiah Tisdale-ETSU	Jr	6	19	4	4.8
2. Alex Hunter-FUR	So	6	27	9	3.0
3. Storm Murphy-WOF	So	6	19	9	2.1
4. Kameron Gibson-WCU	Fr	6	20	10	2.0
5. Lew Stallworth-CIT	Sr	5	30	16	1.9
6. David Jean-Baptiste-UTC	So	5	16	9	1.8
7. Demetrius Troy-UNCG	Sr	5	19	11	1.7
8. Josh Sharkey-SAM	Jr	5	41	25	1.6
9. Cameron Jackson-WOF	Sr	6	19	12	1.6
10. Matt Halvorsen-WCU	So	6	22	14	1.6
11. Matt Rafferty-FUR	Sr	6	20	14	1.4
12. Donovan Toatley-UTC	Fr	4	13	11	1.2
13. Marcus Cohen-MER	So	4	13	13	1.0
14. Bubba Parham-VMI	So	5	19	23	0.8

2018-19 Southern Conference
INDIVIDUAL BASKETBALL STATISTICS
Through games of Jan 15, 2019 (Conference games only)

OFFENSIVE REBOUNDS				
	Cl	G	No.	Avg/G
1. Carlos Dotson-WCU	Jr	6	22	3.7
2. Jeromy Rodriguez-ETSU	Jr	6	21	3.5
3. Keve Aluma-WOF	So	6	18	3.0
Cameron Jackson-WOF	Sr	6	18	3.0
5. Eric Hamilton-UNCG	Jr	5	14	2.8
6. Matt Rafferty-FUR	Sr	6	16	2.7
Clay Mounce-FUR	So	6	16	2.7
8. Lucas N'Guessan-ETSU		5	12	2.4
Zane Najdawi-CIT	Sr	5	12	2.4
10. Mladen Armus-ETSU	So	6	14	2.3
11. Ethan Stair-MER	Jr	5	11	2.2
12. Noah Gurley-FUR	Fr	6	13	2.2
Marc Gosselin-WCU	Sr	6	13	2.2
14. Ruben Guerrero-SAM	Sr	5	10	2.0
Robert Allen-SAM	Fr	5	10	2.0

DEFENSIVE REBOUNDS				
	Cl	G	No.	Avg/G
1. Jeromy Rodriguez-ETSU	Jr	6	52	8.7
2. Carlos Dotson-WCU	Jr	6	51	8.5
3. Matt Rafferty-FUR	Sr	6	42	7.0
4. Garrett Gilkeson-VMI	Jr	5	31	6.2
5. Mladen Armus-ETSU	So	6	37	6.2
6. Ruben Guerrero-SAM	Sr	5	30	6.0
7. Lew Stallworth-CIT	Sr	5	27	5.4
8. Clay Mounce-FUR	So	6	32	5.3
9. Ramon Vila-UTC	So	4	20	5.0
10. Keve Aluma-WOF	So	6	28	4.7
11. Kevin Easley-UTC	Fr	5	23	4.6
Zane Najdawi-CIT	Sr	5	23	4.6
13. Brandon Austin-SAM	Jr	5	22	4.4
14. Jaylen Stowe-MER	Sr	5	21	4.2
15. Cameron Jackson-WOF	Sr	6	25	4.2

MINUTES PLAYED				
	Cl	G	No.	Avg/G
1. Ethan Stair-MER	Jr	5	192	38.4
2. Matt Halvorsen-WCU	So	6	230	38.3
3. Ross Cummings-MER	So	5	183	36.6
4. Matt Rafferty-FUR	Sr	6	217	36.2
5. Alex Hunter-FUR	So	6	214	35.7
6. Josh Sharkey-SAM	Jr	5	172	34.4
7. Bubba Parham-VMI	So	5	171	34.2
8. Garrett Gilkeson-VMI	Jr	5	168	33.6
Lew Stallworth-CIT	Sr	5	168	33.6
10. Carlos Dotson-WCU	Jr	6	199	33.2

2018-19 Southern Conference
Conference Team Highs
Through games of Jan 15, 2019 (Conference games only)

TEAM HIGHS (highest totals made by)

Points	112	Wofford vs The Citadel (01/03/19)
	101	Furman vs The Citadel (01/05/19)
	98	ETSU at The Citadel (01/10/19)
	96	Samford vs VMI (12/29/18)
	96	ETSU vs Chattanooga (01/05/19)
Margin	32 (89-57)	Furman at VMI (01/10/19)
	31 (112-81)	Wofford vs The Citadel (01/03/19)
	29 (72-43)	Wofford at UNC Greensboro (01/10/19)
	28 (96-68)	Samford vs VMI (12/29/18)
	26 (96-70)	ETSU vs Chattanooga (01/05/19)
Field goals made	43	Wofford vs The Citadel (01/03/19)
	40	ETSU at The Citadel (01/10/19)
	37	Furman vs The Citadel (01/05/19)
	36	ETSU vs Chattanooga (01/05/19)
	35	Samford vs VMI (12/29/18)
	35	Wofford at VMI (01/12/19)
Field goal attempts	80	Western Carolina at Furman (12/01/18)
	79	Furman vs The Citadel (01/05/19)
	79	The Citadel vs Western Carolina (01/12/19)
	75	The Citadel vs ETSU (01/10/19)
	73	Furman vs Western Carolina (12/01/18)
Field goal percentage	.672 (43-64)	Wofford vs The Citadel (01/03/19)
	.610 (36-59)	ETSU vs Chattanooga (01/05/19)
	.600 (30-50)	ETSU vs Furman (12/29/18)
	.565 (35-62)	Samford vs VMI (12/29/18)
	.564 (31-55)	Mercer vs Western Carolina (01/10/19)
3-Pt FG made	15	Wofford vs The Citadel (01/03/19)
	15	Furman at VMI (01/10/19)
	14	The Citadel at Furman (01/05/19)
	14	The Citadel vs ETSU (01/10/19)
	14	ETSU at The Citadel (01/10/19)
3-Pt FG attempts	43	The Citadel at Furman (01/05/19)
	43	The Citadel vs Western Carolina (01/12/19)
	38	Furman vs The Citadel (01/05/19)
	37	Western Carolina at Furman (12/01/18)
	36	The Citadel vs ETSU (01/10/19)
3-Pt percentage	.577 (15-26)	Wofford vs The Citadel (01/03/19)
	.556 (10-18)	Furman at UNC Greensboro (01/12/19)
	.500 (12-24)	Chattanooga vs Samford (01/12/19)
	.500 (11-22)	Chattanooga at Western Carolina (01/03/19)
	.500 (9-18)	ETSU vs Chattanooga (01/05/19)
Free throws made	27	UNC Greensboro at Samford (12/22/18)
	24	Samford vs UNC Greensboro (12/22/18)
	22	UNC Greensboro at VMI (01/05/19)
	20	UNC Greensboro vs Chattanooga (12/29/18)
	20	The Citadel vs Western Carolina (01/12/19)
	20	Western Carolina at The Citadel (01/12/19)
Free throw attempts	36	UNC Greensboro at Samford (12/22/18)
	32	Samford vs UNC Greensboro (12/22/18)
	27	Western Carolina vs Chattanooga (01/03/19)
	27	UNC Greensboro at VMI (01/05/19)
	27	The Citadel vs Western Carolina (01/12/19)
Free throw percentage	.941 (16-17)	Furman at VMI (01/10/19)
	.917 (11-12)	ETSU at Mercer (01/12/19)
	.909 (20-22)	UNC Greensboro vs Chattanooga (12/29/18)

	.882	(15-17)	Furman at UNC Greensboro (01/12/19)
	.875	(7-8)	The Citadel at Furman (01/05/19)
Rebounds	53		Furman vs Western Carolina (12/01/18)
	53		Furman vs The Citadel (01/05/19)
	50		ETSU at The Citadel (01/10/19)
	50		Western Carolina at The Citadel (01/12/19)
	50		ETSU at Mercer (01/12/19)
Assists	24		Wofford vs The Citadel (01/03/19)
	24		ETSU at The Citadel (01/10/19)
	22		ETSU vs Chattanooga (01/05/19)
	21		Samford vs VMI (12/29/18)
	21		Furman at VMI (01/10/19)
Steals	15		The Citadel vs Western Carolina (01/12/19)
	11		ETSU vs Samford (01/03/19)
	11		Samford at ETSU (01/03/19)
	11		Mercer at Furman (01/03/19)
	11		Furman vs The Citadel (01/05/19)
	11		UNC Greensboro at VMI (01/05/19)
	11		Furman at VMI (01/10/19)
	11		Wofford at VMI (01/12/19)
Blocked shots	8		Furman vs Western Carolina (12/01/18)
	7		ETSU at The Citadel (01/10/19)
	7		UNC Greensboro vs Furman (01/12/19)
	6		Chattanooga vs VMI (12/09/18)
	6		UNC Greensboro vs Wofford (01/10/19)
Turnovers	29		Western Carolina at The Citadel (01/12/19)
	22		VMI vs Wofford (01/12/19)
	21		Furman at UNC Greensboro (01/12/19)
	19		VMI vs UNC Greensboro (01/05/19)
	18		Western Carolina vs Wofford (12/29/18)
	18		Samford at ETSU (01/03/19)
	18		ETSU vs Samford (01/03/19)
	18		VMI vs Furman (01/10/19)
Fouls	26		Western Carolina at The Citadel (01/12/19)
	25		UNC Greensboro vs Chattanooga (12/29/18)
	23		Wofford at Western Carolina (12/29/18)
	22		Samford vs UNC Greensboro (12/22/18)
	22		Western Carolina vs Chattanooga (01/03/19)

2018-19 Southern Conference
Conference Individual Highs
Through games of Jan 15, 2019 (Conference games only)

INDIVIDUAL PLAYER GAME HIGHS

Points	36		Ross Cummings (Mercer) vs Western Carolina (01/10/19)	
	32		Lew Stallworth (The Citadel) vs Western Carolina (01/12/19)	
	30		Francis Alonso (UNC Greensboro) at Samford (12/22/18)	
	29		Jordan Lyons (Furman) vs Western Carolina (12/01/18)	
	28		Matt Rafferty (Furman) vs The Citadel (01/05/19)	
Field goals made	12		Carlos Dotson (Western Carolina) at Furman (12/01/18)	
	12		Ross Cummings (Mercer) vs Western Carolina (01/10/19)	
	12		Lew Stallworth (The Citadel) vs Western Carolina (01/12/19)	
	11		Matt Rafferty (Furman) vs The Citadel (01/05/19)	
	10		Jordan Lyons (Furman) vs Western Carolina (12/01/18)	
	10		Kevin Easley (Chattanooga) vs VMI (12/09/18)	
	10		Isaiah Miller (UNC Greensboro) vs Chattanooga (12/29/18)	
	10		Nathan Hoover (Wofford) vs The Citadel (01/03/19)	
	10		Lew Stallworth (The Citadel) at Furman (01/05/19)	
	10		Isaiah Miller (UNC Greensboro) vs Furman (01/12/19)	
	10		Nathan Hoover (Wofford) at VMI (01/12/19)	
	Field goal attempts	26		Jordan Lyons (Furman) vs Western Carolina (12/01/18)
		21		Tray Boyd III (ETSU) vs Samford (01/03/19)
20			Carlos Dotson (Western Carolina) at Furman (12/01/18)	
20			Bubba Parham (VMI) at Samford (12/29/18)	
20			Lew Stallworth (The Citadel) vs ETSU (01/10/19)	
Field goal percentage	.800	(8-10)	Isaiah Miller (UNC Greensboro) at Samford (12/22/18)	
	.800	(8-10)	Jeromy Rodriguez (ETSU) vs Furman (12/29/18)	
	.800	(8-10)	Ramon Vila (Chattanooga) vs Samford (01/12/19)	
	.769	(10-13)	Nathan Hoover (Wofford) vs The Citadel (01/03/19)	
	.750	(9-12)	Jeromy Rodriguez (ETSU) at Mercer (01/12/19)	
3-Pt FG made	7		Ross Cummings (Mercer) vs Western Carolina (01/10/19)	
	6		Ross Cummings (Mercer) at The Citadel (12/01/18)	
	6		Jordan Lyons (Furman) vs Western Carolina (12/01/18)	
	6		Bubba Parham (VMI) at Samford (12/29/18)	
	6		Fletcher Magee (Wofford) vs The Citadel (01/03/19)	
3-Pt FG attempts	17		Jordan Lyons (Furman) vs Western Carolina (12/01/18)	
	14		Fletcher Magee (Wofford) vs Mercer (01/05/19)	
	13		Matt Halvorsen (Western Carolina) at Furman (12/01/18)	
	13		Kaiden Rice (The Citadel) at Furman (01/05/19)	
	13		Matt Frierson (The Citadel) vs Western Carolina (01/12/19)	
3-Pt percentage	1.000	(5-5)	Kevin Easley (Chattanooga) at Western Carolina (01/03/19)	
	.833	(5-6)	Kevion Nolan (Samford) vs VMI (12/29/18)	
	.667	(6-9)	Fletcher Magee (Wofford) vs The Citadel (01/03/19)	
	.636	(7-11)	Ross Cummings (Mercer) vs Western Carolina (01/10/19)	
	.600	(6-10)	Ross Cummings (Mercer) at The Citadel (12/01/18)	
Free throws made	17		Francis Alonso (UNC Greensboro) at Samford (12/22/18)	
	10		Myron Gordon (Samford) vs UNC Greensboro (12/22/18)	
	10		Matt Rafferty (Furman) at UNC Greensboro (01/12/19)	
	8		Matt Halvorsen (Western Carolina) vs Chattanooga (01/03/19)	
	8		Matt Halvorsen (Western Carolina) at The Citadel (01/12/19)	
Free throw attempts	21		Francis Alonso (UNC Greensboro) at Samford (12/22/18)	
	11		Myron Gordon (Samford) vs UNC Greensboro (12/22/18)	
	11		Zane Najdawi (The Citadel) vs Western Carolina (01/12/19)	
	10		Matt Rafferty (Furman) at UNC Greensboro (01/12/19)	
	10		Cameron Jackson (Wofford) at VMI (01/12/19)	
Free throw percentage	1.000	(10-10)	Matt Rafferty (Furman) at UNC Greensboro (01/12/19)	
	1.000	(8-8)	Matt Halvorsen (Western Carolina) vs Chattanooga (01/03/19)	
	.909	(10-11)	Myron Gordon (Samford) vs UNC Greensboro (12/22/18)	
	.889	(8-9)	Matt Halvorsen (Western Carolina) at The Citadel (01/12/19)	

	.810	(17-21)	Francis Alonso (UNC Greensboro) at Samford (12/22/18)
Rebounds	19		Jeromy Rodriguez (ETSU) vs Samford (01/03/19)
	18		Jeromy Rodriguez (ETSU) at Mercer (01/12/19)
	17		Mladen Armus (ETSU) vs Samford (01/03/19)
	15		Matt Rafferty (Furman) vs Western Carolina (12/01/18)
Assists	15		Carlos Dotson (Western Carolina) vs Samford (01/05/19)
	14		Josh Sharkey (Samford) at ETSU (01/03/19)
	10		Alex Hunter (Furman) vs Western Carolina (12/01/18)
	9		Josh Sharkey (Samford) vs UNC Greensboro (12/22/18)
	8		Lew Stallworth (The Citadel) vs Western Carolina (01/12/19)
	7		Demetrius Troy (UNC Greensboro) at VMI (01/05/19)
	7		Matt Halvorsen (Western Carolina) at Mercer (01/10/19)
	7		Josh Sharkey (Samford) at Chattanooga (01/12/19)
Steals	7		Matt Rafferty (Furman) at VMI (01/10/19)
	6		Josh Sharkey (Samford) vs UNC Greensboro (12/22/18)
	6		Isaiah Miller (UNC Greensboro) vs Chattanooga (12/29/18)
	4		Matt Frierson (The Citadel) vs Mercer (12/01/18)
	4		Zane Najdawi (The Citadel) vs Mercer (12/01/18)
	4		Ruben Guerrero (Samford) at ETSU (01/03/19)
	4		Tre Clark (Furman) vs The Citadel (01/05/19)
	4		Jaylen Stowe (Mercer) vs Western Carolina (01/10/19)
	4		Hayden Brown (The Citadel) vs Western Carolina (01/12/19)
	4		Isaiah Miller (UNC Greensboro) vs Furman (01/12/19)
Blocked shots	4		Matt Rafferty (Furman) vs Western Carolina (12/01/18)
	4		Ruben Guerrero (Samford) vs VMI (12/29/18)
	4		James Dickey (UNC Greensboro) vs Furman (01/12/19)
	3		Zane Najdawi (The Citadel) vs Mercer (12/01/18)
	3		Clay Mounce (Furman) vs Western Carolina (12/01/18)
	3		Ruben Guerrero (Samford) vs UNC Greensboro (12/22/18)
	3		Lucas N'Guessan (ETSU) vs Furman (12/29/18)
	3		Mladen Armus (ETSU) at The Citadel (01/10/19)
	3		Kyrin Galloway (UNC Greensboro) vs Wofford (01/10/19)
Turnovers	3		Zane Najdawi (The Citadel) vs Western Carolina (01/12/19)
	8		Josh Sharkey (Samford) at ETSU (01/03/19)
	6		Jordan Lyons (Furman) vs Western Carolina (12/01/18)
	6		Bubba Parham (VMI) at Chattanooga (12/09/18)
	6		Lew Stallworth (The Citadel) at Furman (01/05/19)
	6		Onno Steger (Western Carolina) at The Citadel (01/12/19)
	6		Jordan Lyons (Furman) at UNC Greensboro (01/12/19)