

# 2018-2019

# Southern Conference Men's Basketball



#SoConHoops

702 North Pine Street, Spartanburg, SC 29303 • 864-591-5100 • Fax: 864-591-3448

Phil Perry, Assistant Commissioner for Media Relations (FB contact)

facebook.com/SouthernConference • twitter.com/SoConSports • instagram.com/SouthernConference

## 2018-19 SOUTHERN CONFERENCE BASKETBALL STANDINGS

	Conference					Overall					
	W-L	Pct.	H	A	ST	W-L	Pct.	H	A	N	ST
Wofford	6-0	1.000	3-0	3-0	W6	14-4	.778	9-1	5-3	0-0	W5
ETSU	6-1	.857	4-0	2-1	W6	16-4	.800	10-0	5-4	1-0	W8
UNCG	5-1	.833	2-1	3-0	W2	16-3	.842	8-1	7-2	1-0	W2
Furman	4-2	.667	3-0	1-2	L1	15-3	.833	9-0	6-3	0-0	L1
Chattanooga	4-2	.667	3-0	1-2	W2	9-10	.474	7-1	2-7	0-2	W2
Samford	2-4	.333	2-1	0-3	W1	12-7	.632	9-2	3-5	0-0	W1
Western Carolina	2-5	.286	1-3	1-2	L1	5-15	.250	3-4	2-9	0-2	L1
The Citadel	1-5	.167	1-2	0-3	L5	9-8	.529	6-3	3-5	0-0	L6
Mercer	1-5	.167	1-1	0-4	L2	6-12	.333	6-2	0-9	0-1	L2
VMI	0-6	.000	0-3	0-3	L6	6-12	.333	5-4	1-8	0-0	L5

## UPCOMING SCHEDULE (ALL TIMES EASTERN)

### Jan. 19 (Saturday)

\*Western Carolina at VMI, 1 p.m. Nexstar/ESPN+  
 \*Mercer at Samford, 3 p.m. ESPN3  
 \*UNCG at ETSU, 4 p.m. ESPN3  
 \*The Citadel at Chattanooga, 4:30 p.m. ESPN3  
 \*Furman at Wofford, 7 p.m. Nexstar/ESPN3

### Nexstar affiliates for Jan. 19:

WYCW (Greenville/Spartanburg/Asheville)  
 WWCW (Lynchburg)

### Jan. 24 (Thursday)

\*The Citadel at UNCG, 7 p.m. ESPN+  
 \*Chattanooga at Furman, 7 p.m. ESPN+  
 \*Samford at Wofford, 7 p.m. ESPN+  
 \*VMI at Mercer, 7:30 p.m. ESPN+

### Jan. 26 (Saturday)

\*VMI at The Citadel, 1 p.m. ESPN+  
 \*Samford at Furman, 4:30 p.m. ESPN3  
 \*Mercer at UNCG, 5 p.m. ESPN+  
 \*ETSU at Western Carolina, 7 p.m. ESPN3  
 \*Chattanooga at Wofford, 7 p.m. Nexstar/ESPN+

### Nexstar affiliates for Jan. 26:

WYCW (Greenville/Spartanburg/Asheville)  
 WWCW (Lynchburg)

### Jan. 31 (Thursday)

\*Furman at The Citadel, 7 p.m. ESPN+  
 \*Wofford at Mercer, 7 p.m. ESPN+  
 \*VMI at UNCG, 7 p.m. ESPN3  
 \*ETSU at Samford, 7 p.m. ESPN3  
 \*Western Carolina at Chattanooga, 8 p.m. ESPN+

## SOCON PLAYER OF THE WEEK (1/15)

### Ross Cummings, Jr., G Mercer

Cummings opened his week with a career-high 36 points and added four rebounds and two assists as the Bears claimed their first SoCon win of the season and snapped a three-game skid, topping Western Carolina 84-80 on Thursday. Cummings was 12-for-19 from the floor (63.2 percent) against the Catamounts, including a 7-for-11 mark (63.6 percent) from 3-point range. He had 21 of his points after halftime and scored seven of Mercer's final nine points in the contest as the Bears rallied from a five-point deficit at the break.

The Dickson, Tennessee, native followed that performance with a game-high 22 points in Mercer's 72-68 overtime loss to ETSU on Saturday, again doing most of his damage in the second half with 17 points after intermission. Cummings also brought down four rebounds and hit another four 3-pointers.

For the week, Cummings was 18-for-33 from the floor (54.5 percent) and converted half of his 22 3-point attempts. He was also 11-for-13 (84.6 percent) from the free-throw line.



## CONFERENCE NEWS AND NOTES

• A pair of clashes among the top four teams in the Southern Conference standings highlight the five-game Saturday slate.

• Third-place and defending league champion UNCG visits second-place ETSU, while fourth-place Furman is at league-leading Wofford.

• With 16 victories apiece, ETSU and UNCG combine for 32 wins so far this season, the most of any matchup being contested across NCAA Division I on Saturday. The Bucs and Spartans have forged an intense rivalry in recent years, finishing 1-2 in the league standings last season and meeting in the SoCon tournament title game, which UNCG won.

• Wofford (14-4) and Furman (15-3), who were idle Thursday, combine for 29 wins in another heavy-weight battle that will factor into the league race. The Terriers enter the game boasting a nine-game home win streak, with their only home loss of the season coming to No. 8 North Carolina in the season opener.

• ETSU is 10-0 at home this season after holding on for an 85-82 win over VMI on Thursday. Freshman Daivien Williamson led the Bucs with 23 points.

• Three of Thursday's four contests were decided by just three points. In addition to the Bucs escaping the upset bid from the Keydets, Samford downed The Citadel 80-77 and Chattanooga edged Mercer 73-70.

• VMI's Bubba Parham increased his league-best scoring average with 25 points in the loss at ETSU on Thursday. The sophomore paces the SoCon with 20.5 points per game.

• Chattanooga, which hosts The Citadel on Saturday, won its seventh straight home game Thursday when it downed Mercer. At 4-2 in league play, UTC is tied for fourth in the SoCon standings and has surpassed its SoCon win total from last season (3-15).

• Colleg Insider.com recently released its midseason watch list for the Lou Henson Award, presented annually to the top mid-major Division I player, and it includes four SoCon players. Furman's Matt Rafferty, UNCG's Francis Alonso and Wofford's Cameron Jackson and Fletcher Magee, who all appeared on the initial watch list, are on the midseason list.

• The SoCon boasts four teams in the Colleg Insider.com Mid-Major Top 25, the most of any league. Wofford is up to No. 3, ETSU jumped six spots to No. 8, UNCG is No. 10 and Furman is No. 12.

• Wofford is receiving votes in the latest Associated Press Top 25, while Furman is receiving votes in the USA Today Coaches Top 25. The Paladins appeared in the AP Top 25 for three weeks and in the coaches' poll for a week in December.

For additional notes, see page 2

## CONFERENCE NEWS AND NOTES

• After hitting just two 3-pointers in his previous four games combined, The Citadel's Matt Frierson was 8-for-15 from long range Thursday in the Bulldogs' 80-77 loss at Samford. The senior finished with 27 points.

• Samford snapped a three-game losing streak with its 80-77 win over The Citadel on Thursday, getting a career-high 28 points and 10 rebounds from Brandon Austin and 23 points and eight assists from Josh Sharkey. Samford opened the game on a 12-0 run and finished the first half on an 18-1 spurt to claim a 39-32 lead going into halftime.

• Mercer's last three losses have come by a combined 11 points, including a 72-68 loss in overtime at ETSU. In the middle of that, stretch the Bears earned an 84-80 win against Western Carolina.

• ETSU leads DI in rebounding margin at +14.4 per game and total rebounds at 859. Since 1984-85, just one SoCon team has posted a double-digit rebounding margin for a season, when Chattanooga posted a +10.8 differential in 2004-05.

• ETSU redshirt junior forward Jeremy Rodriguez holds the NCAA Division I lead with 238 total rebounds and is third with 11.9 per game. The last Buc to lead the SoCon in rebounding for a season was Dillion Sneed with 9.5 in 2004-05, ETSU's final season in the league before returning in 2014-15. Rodriguez, who is scoring at a clip of 11.4 points per game, is in position to be the first SoCon player to average a double-double for the season since UNCG's Ben Stywall averaged 14.3 points and 10.4 rebounds per game in 2009-10.

• The Citadel continues to lead Division I in scoring at 93.4 points per game. The Bulldogs have hit 100 points four times this season.

• Wofford's Fletcher Magee recently overtook Davidson great Stephen Curry for the SoCon's career 3-point record. With 419 to his credit now, Magee is eighth in NCAA Division I history in 3-point makes, while Curry is 10th with 414.

### Did you know?

• UNCG coach Wes Miller became the winningest coach in school history earlier this season, as the Spartans' 85-72 win over Chattanooga on Dec. 29 was the 125th of his career.

• Furman's Matt Rafferty and The Citadel's Matt Frierson both reached 1,000 points for their careers on Jan. 3. They joined The Citadel's Zane Najdawi, UNCG's Francis Alonso and Wofford's Cameron Jackson and Fletcher Magee as active SoCon players with 1,000 or more career points.

• VMI sophomore guard Bubba Parham scored at least 30 points in four straight contests from Nov. 18-27, making him the first SoCon player to accomplish that feat since Davidson's Stephen Curry did so from Nov. 17-24, 2008.

• Furman's Jordan Lyons' 54 points against North Greenville on Nov. 13 were the most scored by an NCAA Division I player since Jodie Meeks of Kentucky scored 54 in 2009.

## Preseason predictions

Defending regular-season and tournament champion UNCG was the preseason pick to win the league in 2018-19 among the league's 10 head coaches and media. Wofford's Fletcher Magee was the coaches' selection for preseason player of the year.

**Preseason Player of the Year**  
Fletcher Magee, Sr., G, Wofford

### Preseason All-Southern Conference Team

Zane Najdawi, Sr., F, The Citadel  
Tray Boyd III, Jr., G, ETSU  
Bo Hodges, So., G/F, ETSU  
Jeremy Rodriguez, R-Jr., F, ETSU  
Matt Rafferty, Sr., F, Furman  
Ross Cummings, Jr., G, Mercer  
Francis Alonso, Sr., G, UNCG  
James Dickey, Jr., F, UNCG  
Bubba Parham, So., G, VMI  
Cameron Jackson, Sr., F, Wofford  
Fletcher Magee, Sr., G, Wofford

Coaches poll		Media poll	
Team (1st)	Total	Team (1st)	Total
1. UNCG (6)	78	1. UNCG (16)	231
2. Wofford (4)	74	2. Wofford (6)	214
3. ETSU	67	3. ETSU (2)	198
4. Furman	57	4. Furman	169
5. Mercer	48	5. Mercer	136
6. The Citadel	38	6. Chattanooga	103
7. Chattanooga	30	7. The Citadel	96
8. Samford	26	8. Samford	69
9. Western Carolina	20	9. Western Carolina	59
10. VMI	12	10. VMI	45

## NET RANKINGS (AS OF JAN. 18)

The NCAA Evaluation Tool (NET) replaces the RPI this season and relies on game results, strength of schedule, game location, scoring margin, net offensive and defensive efficiency, and the quality of wins and losses to aid the NCAA in evaluating programs throughout the season. New rankings are released daily.

SoCon team	NET ranking
Wofford	29
Furman	60
UNCG	61
ETSU	69
Samford	145
The Citadel	211
Mercer	213
Chattanooga	255
Western Carolina	270
VMI	327

## SoCON COACHING RECORDS

Coach, school	Career (yrs.)	School (yrs.)	SoCon (yrs.)
Duggar Baucom, The Citadel	230-250 (16th)	42-72 (4th)	20-58 (5th)
Steve Forbes, ETSU	258-93 (11th)	92-33 (4th)	48-13 (4th)
Bob Richey, Furman	38-14 (2nd)	Same	17-7 (2nd)
Bob Hoffman, Mercer	515-312 (25th)	204-157 (11th)	41-37 (5th)
Wes Miller, UNCG	128-113 (8th)	Same	73-54 (8th)
Scott Padgett, Samford	69-83 (5th)	Same	26-52 (5th)
Lamont Paris, Chattanooga	19-33 (2nd)	Same	7-17 (2nd)
Dan Earl, VMI	30-78 (4th)	Same	11-49 (4th)
Mark Prosser, Western Carolina	10-38 (2nd)	5-15 (1st)	2-5 (1st)
Mike Young, Wofford	283-243 (17th)	Same	163-124 (17th)

## SoCON PLAYERS OF THE WEEK

Nov. 13	Josh Sharkey, Jr., G, SAM
Nov. 20	Jordan Lyons, Jr., G, FUR
Nov. 27	Lew Stallworth, Gr., G, CIT
Dec. 4	Lew Stallworth, Gr., G, CIT
Dec. 11	Jeremy Rodriguez, R-Jr., F, ETSU
Dec. 18	Matt Rafferty, Sr., F, FUR
Dec. 24	Francis Alonso, Sr., G, UNCG
Dec. 31	Jeremy Rodriguez, R-Jr., F, ETSU
Jan. 8	Matt Rafferty, Sr., F, FUR
Jan. 15	Ross Cummings, Jr., G, MER
Jan. 22	
Jan. 29	
Feb. 5	
Feb. 12	
Feb. 19	
Feb. 26	

## SoCON PLAYERS OF THE MONTH

November	Matt Rafferty, Sr., F, FUR
December	Cameron Jackson, Sr., F, WOF
January	
February	

## SoCON STUDENT-ATHLETE OF THE WEEK

Jan. 2	Zane Najdawi, Sr., F, CIT
Jan. 9	Mladen Armus, So., F, ETSU

## THE SoCON vs. RANKED TEAMS

Furman's win at No. 8 Villanova on Nov. 17 was the SoCon's second road victory over a top-10 opponent in as many seasons, as Wofford downed then-No. 5 North Carolina in 2017. Coincidentally, Villanova and North Carolina were both defending national champions.

### Southern Conference ranked wins since 1997-98

SoCon	Opp.	Score	Date
Furman	#8 Villanova	76-68 (OT)	11/17/18
Wofford	#5 North Carolina	79-75	12/20/17
Col. of Charleston	#21 Baylor	63-59	11/24/12
Davidson	#12 Kansas	80-74	12/19/11
Col. of Charleston	#9 North Carolina	82-79 (OT)	1/4/10
#23 Davidson	#24 Gonzaga	82-76	3/21/08
#23 Davidson	#8 Georgetown	74-70	3/23/08
#23 Davidson	#6 Wisconsin	73-56	3/28/08
Col. of Charleston	#3 North Carolina	66-64	12/5/98

## COLLEGEINSIDER.COM MID-MAJOR TOP 25

School (1st-place)	PS	N12	N19	N26	D3	D10	D17	D24	D31	J7	J14
Gonzaga (31)	1	1	1	1	1	1	1	1	1	1	1
Buffalo	2	2	2	2	2	2	2	2	2	2	2
<b>Wofford</b>	<b>8</b>	<b>5</b>	<b>9</b>	<b>7</b>	<b>5</b>	<b>7</b>	<b>7</b>	<b>11</b>	<b>8</b>	<b>6</b>	<b>3</b>
Murray State	18	16	10	11	12	11	10	10	9	4	4
Hofstra	-	-	-	-	-	-	-	23	22	13	5
Belmont	17	10	5	3	4	4	4	4	6	8	6
UC Irvine	24	23	15	17	18	13	13	14	15	12	7
<b>ETSU</b>	-	-	-	-	-	-	-	-	-	<b>14</b>	<b>8</b>
San Francisco	-	-	-	21	22	17	12	8	10	7	9
<b>UNC Greensboro</b>	<b>20</b>	<b>19</b>	<b>13</b>	<b>5</b>	<b>6</b>	<b>5</b>	<b>5</b>	<b>5</b>	<b>4</b>	<b>3</b>	<b>10</b>
Lipscomb	22	22	18	8	7	8	11	9	11	11	11
<b>Furman</b>	-	<b>20</b>	<b>6</b>	<b>4</b>	<b>3</b>	<b>3</b>	<b>3</b>	<b>3</b>	<b>5</b>	<b>5</b>	<b>12</b>
Charleston	-	24	25	24	13	12	9	7	7	10	13
Stony Brook	-	-	-	25	14	15	15	16	16	15	14
Toledo	13	13	-	16	9	6	6	6	3	9	15
Liberty	-	-	-	-	24	24	17	22	20	17	16
New Mexico State	-	-	-	-	25	25	18	18	14	19	17
Georgia State	12	15	16	20	-	23	-	-	-	20	18
South Dakota State	5	3	7	10	8	10	14	17	17	21	19
Montana	16	14	19	13	17	19	19	15	13	18	20
Loyola Marymount	-	-	22	14	11	9	8	12	12	16	21
Texas State	-	-	-	-	-	-	20	21	21	24	22
Vermont	-	-	-	-	-	-	23	-	-	-	23
Yale	25	25	-	-	-	-	-	-	-	-	24
UC Santa Barbara	-	-	-	-	-	-	-	-	-	-	25
Kent State	-	-	-	-	-	-	-	20	19	22	-
NJIT	-	-	-	-	-	-	25	24	25	23	-
Ball State	-	-	-	-	-	-	-	-	-	25	-
Louisiana	11	12	23	23	19	16	21	19	18	-	-
Penn	23	18	21	-	-	20	16	13	23	-	-
Drake	-	-	-	-	-	-	-	25	24	-	-
BYU	4	4	3	6	15	14	22	-	-	-	-
San Diego	-	-	-	-	-	22	24	-	-	-	-
Georgia Southern	-	-	17	12	21	18	-	-	-	-	-
Radford	-	-	-	-	16	21	-	-	-	-	-
Loyola Chicago	3	8	8	9	10	-	-	-	-	-	-
Illinois State	14	17	14	19	20	-	-	-	-	-	-
Northern Kentucky	-	-	24	-	23	-	-	-	-	-	-
Saint Mary's	9	7	4	15	-	-	-	-	-	-	-
Bradley	-	-	-	18	-	-	-	-	-	-	-
Harvard	7	11	12	22	-	-	-	-	-	-	-
Northeastern	6	6	11	-	-	-	-	-	-	-	-
Southern Illinois	10	9	20	-	-	-	-	-	-	-	-
Stephen F. Austin	19	21	-	-	-	-	-	-	-	-	-
Rider	15	-	-	-	-	-	-	-	-	-	-
Wright State	21	-	-	-	-	-	-	-	-	-	-

**Others receiving votes:** Northern Kentucky 56, Saint Mary's 51, Louisiana 41, NJIT 36, BYU 30, Austin Peay 26, Kent State 22, Princeton 15, Brown 11, Ball State 10, Central Michigan 10, Georgia Southern 10, San Diego 10, Loyola Chicago 9, Bowling Green 8, Drake 7, Winthrop 5, Jacksonville State 4, Penn 4, Seattle 4, Abilene Christian 3, Sam Houston State 3, Valparaiso 3, UL Monroe 2, Rider 1.

## NATIONAL/REGIONAL RECOGNITION

### Jerry West Shooting Guard of the Year Award

#### Watch list

Fletcher Magee, Wofford, Sr., G

### Lou Henson Award (top DI mid-major player)

#### Initial watch list

Matt Rafferty, Furman, Sr., F  
Francis Alonso, UNCG, Sr., G  
James Dickey, UNCG, Jr., F  
Cameron Jackson, Wofford, R-Sr., F  
Fletcher Magee, Wofford, Sr., G

#### Midseason watch list

Matt Rafferty, Furman, Sr., F  
Francis Alonso, UNCG, Sr., G  
Cameron Jackson, Wofford, R-Sr., F  
Fletcher Magee, Wofford, Sr., G

### Kareem Abdul-Jabbar Award Watch List

James Dickey, UNCG, Jr., F

### Senior CLASS Award candidate

Zane Najdawi, The Citadel, Sr., F

### Andy Katz National Player of the Week

Jordan Lyons, Furman, Jr., G Nov. 19, 2018

## ALL-AROUND SUCCESS

Furman senior forward Matt Rafferty is the only player in the SoCon to rank in the top 10 in scoring, rebounding, assists, steals and blocked shots. Only two other qualified players in the league appear in the top 10 in even three of those categories, with Cameron Jackson of Wofford appearing in four.

	Pts	Reb	Ast	St	Blk
Matt Rafferty, FUR	5th	3rd	4th	3rd	3rd
	17.4	9.1	4.2	2.6	1.3
Cameron Jackson, WOF	8th	6th	x	6th	6th
	15.4	7.7	x	1.6	1.1
Jeremy Rodriguez, ETSU	x	1st	x	10th	8th
	x	11.9	x	1.2	0.9

## ASSOCIATED PRESS TOP 25

School (1st-place)	PS	N12	N19	N26	D3	D10	D17	D24	D31	J7	J14
Duke (36)	4	1	1	3	3	2	2	1	1	1	1
Michigan (9)	19	18	9	7	5	5	4	2	2	2	2
Tennessee (13)	6	5	5	6	7	3	3	3	3	3	3
Virginia (6)	5	4	4	4	4	6	5	4	4	4	4
Gonzaga	3	3	3	1	1	4	8	7	7	5	5
Michigan State	10	11	11	9	10	9	10	8	8	6	6
Kansas	1	2	2	2	2	1	1	5	5	7	7
Texas Tech	-	-	-	20	13	11	12	11	11	8	8
Virginia Tech	15	16	13	13	15	13	13	10	10	9	9
Nevada	7	6	6	5	6	7	6	6	6	10	10
Florida State	17	14	14	15	11	10	11	9	9	13	11
Kentucky	2	10	10	10	9	19	19	16	13	18	12
North Carolina	8	7	7	11	14	12	9	14	15	12	13
Auburn	11	9	8	8	8	8	7	12	12	11	14
Marquette	-	24	-	-	-	21	20	18	16	21	15
Buffalo	-	25	22	21	17	14	14	21	20	19	16
NC State	-	-	-	-	-	-	-	20	18	15	17
Ole Miss	-	-	-	-	-	-	-	-	-	-	18
Maryland	-	-	-	24	23	-	-	-	-	-	19
Oklahoma	-	-	-	-	-	-	-	25	23	23	20
Houston	-	-	-	-	-	24	21	22	19	17	21
Villanova	9	8	-	23	21	17	-	-	-	-	22
Iowa	-	-	20	14	18	22	23	24	25	-	23
Mississippi State	18	17	15	25	22	18	17	19	17	14	24
Indiana	-	-	-	-	-	t25	22	23	21	22	25
Ohio State	-	-	23	16	19	15	15	13	14	16	-
Iowa State	-	-	-	-	-	-	-	-	-	20	-
St. John's	-	-	-	-	-	-	-	-	-	24	-
TCU	20	21	18	-	-	-	-	-	-	25	-
Wisconsin	-	-	25	22	12	16	16	15	22	-	-
Nebraska	-	-	-	-	24	-	25	-	24	-	-
Arizona State	-	-	-	-	20	20	18	17	-	-	-
<b>Furman</b>	-	-	-	-	<b>25</b>	<b>23</b>	<b>24</b>	-	-	-	-
Syracuse	16	15	-	-	-	t25	-	-	-	-	-
Kansas State	12	12	12	12	16	t25	-	-	-	-	-
Texas	-	-	-	17	-	-	-	-	-	-	-
Oregon	14	13	21	18	-	-	-	-	-	-	-
Purdue	24	23	24	19	-	-	-	-	-	-	-
Clemson	22	19	16	-	-	-	-	-	-	-	-
UCLA	21	20	17	-	-	-	-	-	-	-	-
LSU	23	22	19	-	-	-	-	-	-	-	-
West Virginia	13	-	-	-	-	-	-	-	-	-	-
Washington	25	-	-	-	-	-	-	-	-	-	-

**Others receiving votes:** Louisville 112, Nebraska 36, Ohio State 34, Wisconsin 31, Iowa State 20, UCF 17, Purdue 16, Kansas State 14, St. John's 12, TCU 12, Murray State 9, Arizona 8, Washington 8, LSU 7, Seton Hall 6, South Carolina 6, Temple 5, Minnesota 3, Cincinnati 2, **Wofford 2**, Hofstra 1, Florida 1

## USA TODAY COACHES TOP 25

School (1st-place)	PS	N19	N26	D3	D10	D17	D24	D31	J7	J14
Virginia (13)	5	4	4	4	3	3	1	2	1	1
Duke (6)	3	1	3	3	2	2	2	1	2	2
Tennessee (7)	6	5	7	7	4	4	3	3	3	3
Michigan (6)	18	8	5	5	5	5	4	4	4	4
Gonzaga	4	3	1	1	6	9	8	8	6	5
Michigan State	10	11	8	10	9	8	7	7	5	6
Virginia Tech	17	14	12	14	13	13	10	10	7	7
Kansas	1	2	2	2	1	1	5	6	9	8
Texas Tech	-	-	19	13	11	11	13	11	8	9
Nevada	9	7	6	6	7	6	6	5	11	10
Florida State	15	13	14	11	10	12	9	9	13	11
Auburn	12	9	t10	9	8	7	t11	13	10	12
Marquette	-	-	-	-	-	23	20	18	19	13
Kentucky	2	10	9	8	18	18	15	14	18	14
North Carolina	7	6	13	12	12	10	14	15	12	15
NC State	-	-	-	-	-	-	24	19	16	16
Houston	-	-	-	-	22	20	19	17	15	t17
Buffalo	-	25	20	18	15	15	22	t20	20	t17
Oklahoma	-	-	-	-	-	-	-	25	22	19
Ole Miss	-	-	-	-	-	-	-	-	-	20
Villanova	8	-	23	21	16	-	-	-	-	21
Maryland	-	-	-	23	23	24	-	-	-	22
Mississippi State	19	15	25	22	17	16	t17	16	14	23
Iowa	-	22	15	19	21	21	21	t20	25	24
Indiana	-	-	-	-	-	-	25	22	24	25
Ohio State	-	23	16	17	14	14	t11	12	17	-
Iowa State	-	-	-	-	-	-	-	-	21	-
St. John's	-	-	-	-	-	-	-	-	23	-
Wisconsin	-	-	22	16	19	17	16	t23	-	-
Nebraska	25	24	-	25	25	22	23	t23	-	-
Arizona State	-	-	-	20	20	19	t17	-	-	-
<b>Furman</b>	-	-	-	-	-	<b>25</b>	-	-	-	-
Kansas State	11	12	t10	15	24	-	-	-	-	-
Purdue	22	19	18	24	-	-	-	-	-	-
Texas	-	-	17	-	-	-	-	-	-	-
Oregon	16	20	21	-	-	-	-	-	-	-
Clemson	23	16	24	-	-	-	-	-	-	-
UCLA	20	17	-	-	-	-	-	-	-	-
TCU	21	18	-	-	-	-	-	-	-	-
LSU	-	21	-	-	-	-	-	-	-	-
West Virginia	13	-	-	-	-	-	-	-	-	-
Syracuse	14	-	-	-	-	-	-	-	-	-
Washington	24	-	-	-	-	-	-	-	-	-

**Others receiving votes:** Ohio State 74, Iowa State 38, Louisville 27, UCF 26, TCU 24, Nebraska 21, St. John's 18, Kansas State 14, Arizona 6, **Furman 5**, Minnesota 5, North Texas 4, Arizona State 4, Washington 3, Wisconsin 3, Purdue 3, LSU 2

## ACTIVE SoCon CAREER LEADERS

### Points scored

2,124	Fletcher Magee, Wofford, Sr.
1,849	Francis Alonso, UNCG, Sr.
1,441	Zane Najdawi, The Citadel, Sr.
1,170	Cameron Jackson, Wofford, R-Sr.
1,076	Matt Rafferty, Furman, Sr.

### Points scored per game (min. 800 points)

18.15	Fletcher Magee, Wofford, Sr.
16.83	Bubba Parham, VMI, So.
15.03	Francis Alonso, UNCG, Sr.
12.75	Zane Najdawi, The Citadel, Sr.
10.65	Matt Rafferty, Furman, Sr.

### Field-goal percentage (min. 240 made)

.592	Cameron Jackson, Wofford, R-Sr.	(9)
.574	Matt Rafferty, Furman, Sr.	
.536	Isaiah Miller, UNCG, So.	
.528	James Dickey, UNCG, Jr.	
.484	Zane Najdawi, The Citadel, Sr.	

### 3-point field goals made

419	Fletcher Magee, Wofford, Sr.	(1)
351	Francis Alonso, UNCG, Sr.	(5)
291	Matt Frierson, The Citadel, Sr.	(9)
174	Quayson Williams, The Citadel, Sr.	
172	Jordan Lyons, Furman, Jr.	

### 3-point field-goal percentage (min. 120 made)

.429	Fletcher Magee, Wofford, Sr.	(10)
.421	Andrew Brown, Furman, Sr.	
.420	Ross Cummings, Mercer, Jr.	
.411	Francis Alonso, UNCG, Sr.	
.396	Nathan Hoover, Wofford, Jr.	

### Free-throw percentage (min. 110 made)

.908	Fletcher Magee, Wofford, Sr.	(1)
.902	Matt Frierson, The Citadel, Sr.	
.874	Francis Alonso, UNCG, Sr.	(6)
.850	Nathan Hoover, Wofford, Jr.	
.847	Matt Halvorsen, WCU, So.	

### Rebounds

716	Matt Rafferty, Furman, Sr.
646	Marc Gosselin, Western Carolina, Sr.
641	Zane Najdawi, The Citadel, Sr.
620	James Dickey, UNCG, Jr.
590	Cameron Jackson, Wofford, R-Sr.

### Rebounds per game (min. 280 rebounds)

7.75	James Dickey, UNCG, Jr.
7.09	Matt Rafferty, Furman, Sr.
6.54	Mladen Armus, ETSU, So.
5.67	Zane Najdawi, The Citadel, Sr.
5.57	Marc Gosselin, Western Carolina, Sr.

### Blocked shots

176	Zane Najdawi, The Citadel, Sr.
139	James Dickey, UNCG, Jr.
109	Cameron Jackson, Wofford, R-Sr.
86	Matt Rafferty, Furman, Sr.
53	Kyrin Galloway, UNCG, Jr.

### Steals

168	Josh Sharkey, Samford, Jr.
148	Matt Rafferty, Furman, Sr.
144	Cameron Jackson, Wofford, R-Sr.
136	Demetrius Troy, UNCG, Sr.
114	Quayson Williams, The Citadel, Sr.

### Assists

429	Josh Sharkey, Samford, Jr.
390	Demetrius Troy, UNCG, Sr.
278	Francis Alonso, UNCG, Sr.
245	Matt Rafferty, Furman, Sr.
196	Storm Murphy, Wofford, So.

### Assists per game (min. 150 assists)

5.05	Josh Sharkey, Samford, Jr.
3.84	Storm Murphy, Wofford, So.
3.36	Demetrius Troy, UNCG, Sr.
2.43	Matt Rafferty, Furman, Sr.
2.26	Francis Alonso, UNCG, Sr.

(SoCon career rank)

## SoCon RECORD BOOK

### INDIVIDUAL

#### Coaching victories at SoCon school

1. 447	Bob McKillop, DAV	1992-2014
2. 283	<b>Mike Young, WOF</b>	<b>2002-present</b>
3. 243	Mack McCarthy, UTC	1985-97
243	Burton Shipley, MD	1923-47
5. 230	Bill Reinhart, GW	1935-42; 49-66

#### Coaching wins per season (min. two seasons)

Avg. Wins	Yrs.		
1. 26.7	187	7	Everett Case, NCSU 1946-53
2. 26.0	52	2	Ben Carnevale, UNC 1944-46
3. 25.3	<b>76*</b>	<b>3</b>	<b>Steve Forbes, ETSU 2015-pr.</b>
4. 24.3	146	6	Fred Schaus, WVU 1954-60
5. 23.8	95	4	John Kresse, CofC 1998-02

\* Entering 2018-19 season

#### Field-goal percentage

##### Career (min. 400 made)

Pct.	FG-FGA		
1. 69.0	412-597	Ricky Nedd, APP	1991-94
2. 61.3	448-731	Kris Acox, FUR	2013-17
3. 60.2	442-734	Rich DiBenedetto, DAV	1978-81
4. 59.9	764-1276	Noah Dahlman, WOF	2007-11
5. 59.8	522-873	Kareem Livingston, APP	1997-98
6. 59.6	647-1,086	Kyle Hines, UNCG	2004-07
7. 59.3	426-718	Joey Brooks, FUR	1986-89
8. 59.2	415-701	Jeremy Simmons, CofC	2007-11
9. 59.2	<b>483-816</b>	<b>Cameron Jackson, WOF</b>	<b>2014-pr.</b>
10. 58.9	548-930	Mike Groselle, CIT	2009-13

#### 3-point field goals made

Game			
1. 15	Keith Veney, Marshall*		12/16/96
15	<b>Jordan Lyons, FUR*</b>		<b>11/15/18</b>
3. 11	Elton Nesbitt, GSU vs. UTC		1/17/05
11	Fletcher Magee, WOF at UTC		2/17/18
5. 10	Nine times. This season:		
	<b>Matt Frierson, CIT vs. Johnson</b>		<b>11/14/18</b>
	<b>Bubba Parham, VMI at Kentucky</b>		<b>11/18/18</b>

#### Career

1. 419	<b>Fletcher Magee, WOF</b>	<b>2015-pr.</b>
2. 414	Stephen Curry, DAV	2006-09
3. 396	Andrew Goudelock, CofC	2007-11
4. 358	Donald Sims, APP	2007-11
5. 351	<b>Francis Alonso, UNCG</b>	<b>2015-pr.</b>
6. 312	Karl Cochran, WOF	2011-15
7. 299	Ian Chadwick, WOF	1997-01
8. 295	Zach Urbanus, CIT	2007-11
9. 291	<b>Matt Frierson, CIT</b>	<b>2015-pr.</b>
10. 278	Jake Robinson, WCU	2006-10

#### 3-point field goals attempts

Game			
1. 34	<b>Jordan Lyons, FUR*</b>		<b>Nov. 15, 2018</b>
2. 25	Keith Veney, Marshall		Dec. 16, 1996

\* NCAA record

#### 3-point percentage (min. 120 made)

Career	Pct.	3FG-3FGA		
1. 49.3	223-452	Keith Jennings, ETSU		1989-91
2. 45.2	126-279	Alan Puckett, CIT		1999-02
3. 45.1	146-324	Shawn Reid, FUR		1984-88
4. 44.7	159-356	Brandon Born, UTC		1991-95
5. 44.5	154-346	Derek Rucker, DAV		1985-88
6. 44.0	166-377	D. Denzel-Dyson, SAM		2016-18
7. 44.0	131-298	David Donerlson, WCU		1989-90
8. 43.4	190-438	Peter Anderer, DAV		2000-03
9. 43.2	189-437	Kemp Phillips, APP		1987-90
10. 42.9	<b>419-976</b>	<b>Fletcher Magee, WOF</b>		<b>2015-pr.</b>

### Free-throw percentage (min. 200 made)

Career	Pct.	FT-FTA		
1. 90.8	<b>347-382</b>	<b>Fletcher Magee, WOF</b>		<b>2015-pr.</b>
2. 89.3	358-401	Nik Cochran, DAV		2009-13
3. 89.2	545-611	Donald Sims, APP		2007-11
4. 88.9	281-316	Chad Copeland, UTC		1993-94
5. 87.6	479-557	Stephen Curry, DAV		2007-09
6. 87.4	<b>360-412</b>	<b>Francis Alonso, UNCG</b>		<b>2015-pr.</b>
7. 86.6	214-247	Johnny Mitchell, VMI		1967-69
8. 86.4	260-301	Greg White, MAR		1978-81
9. 86.3	253-293	Jordan Strawberry, MER		2014-18
10. 86.3	201-233	Demetre Rivers, MER		2014-18

### TEAM

#### Scoring

Game			
1. 154	Furman vs. The Citadel		1/8/55
2. 149	Furman vs. Newberry		2/13/54
3. 148	<b>The Citadel vs. Mid-Atlantic Christian</b>		<b>11/12/18</b>
4. 146	The Citadel vs. Johnson		11/11/16
5. 144	The Citadel vs. Toccoa Falls		12/7/16
6. 141	Western Carolina vs. Toccoa Falls		1/17/12
7. 137	Davidson vs. Warren Wilson		12/9/91
137	<b>The Citadel vs. Johnson</b>		<b>11/14/18</b>
9. 133	Western Carolina vs. Toccoa Falls		11/26/01
133	VMI vs. Mid-Atlantic Christian		12/2/14

#### Field goals made

Game			
1. 63	Furman vs. Newberry		12/13/54
2. 61	Davidson vs. Warren Wilson		12/10/91
3. 61	Western Carolina vs. Toccoa Falls		11/6/01
4. 57	<b>The Citadel vs. Mid-Atlantic Christian</b>		<b>11/12/18</b>

#### Field-goal attempts

Game			
1. 116	Furman vs. The Citadel		1/8/55
2. 102	The Citadel vs. USC Aiken		2/17/82
3. 106	The Citadel vs. Johnson		11/11/16
4. 105	VMI vs. Mid-Atlantic Christian		12/2/14
5. 104	The Citadel vs. UMBC		12/19/16
6. 98	Davidson vs. New Hampshire		12/28/62
98	Western Carolina vs. Toccoa Falls		11/20/08
98	<b>The Citadel vs. Mid-Atlantic Christian</b>		<b>11/12/18</b>

#### 3-point field goals made

Game			
1. 24	VMI vs. Furman		2/12/15
2. 23	<b>The Citadel vs. Mid-Atlantic Christian</b>		<b>11/12/18</b>
23	<b>The Citadel vs. High Point</b>		<b>11/27/18</b>
4. 22	Ga. Southern vs. Chattanooga		1/17/05
5. 21	Furman vs. Virginia Intermont		12/29/04
21	VMI vs. Johnson		11/18/14
21	The Citadel vs. Ogelthorpe		11/10/17
21	<b>Furman vs. North Greenville</b>		<b>11/15/18</b>

#### 3-point field-goal attempts

Game			
1. 57	VMI vs. Mid-Atlantic Christian		12/2/14
2. 55	VMI vs. Marist		12/13/14
3. 51	<b>The Citadel vs. Mid-Atlantic Christian</b>		<b>11/12/18</b>
4. 52	Davidson vs. Colby		11/21/06
5. 50	The Citadel at Air Force		12/2/15
50	The Citadel vs. Johnson		11/13/16
50	The Citadel vs. UMBC		12/19/16
8. 49	<b>Furman vs. North Greenville</b>		<b>11/15/18</b>
9. 48	The Citadel vs. Truett McConnell		11/15/16
48	The Citadel at Western Carolina		2/25/18
48	<b>The Citadel vs. Johnson</b>		<b>11/14/18</b>

#### Rebounds

Game			
1. 78	George Wash. vs. Georgetown		1968-69
2. 76	Davidson vs. VMI		Jan. 8, 1970
3. 70	VMI vs. Mid-Atlantic Christian		Dec. 2, 2014
4. 68	Davidson vs. Emory		Nov. 9, 2007
5. 67	The Citadel vs. Clemson		Nov. 25, 2000
67	The Citadel vs. Johnson		Nov. 13, 2016
7. 65	Ga. Southern vs. UC Davis		Nov. 12, 2006
8. 64	<b>ETSU vs. Reinhardt</b>		<b>Dec. 3, 2018</b>
9. 63	ETSU vs. UVa-Wise		Nov. 18, 2014
63	<b>The Citadel vs. Mid-Atlantic Christian</b>		<b>11/12/18</b>

## SPECIALTY STATS LEADERS

50-point games	Ovr.	SoCon
Jordan Lyons, FUR	1	0

40-point games	Ovr.	SoCon
Jordan Lyons, FUR	1	0

30-point games	Ovr.	SoCon
Bubba Parham, VMI	4	0
Ross Cummings, MER	2	1
Matt Frierson, CIT	1	0
Lew Stallworth, CIT	1	1
Jordan Lyons, FUR	1	0
Francis Alonso, UNCG	1	1
Kyrin Galloway, UNCG	1	0
Kameron Gibson, WCU	1	0
Nathan Hoover, WOF	1	0

20-point games	Ovr.	SoCon
Bubba Parham, VMI	9	2
Lew Stallworth, CIT	7	2
Ross Cummings, MER	7	5
Francis Alonso, UNCG	7	2
Fletcher Magee, WOF	7	4
Matt Rafferty, FUR	6	3
Josh Starkey, SAM	6	2
Tray Boyd III, ETSU	5	1
Jordan Lyons, FUR	5	2
Kevin Easley, UTC	5	3
Cameron Jackson, WOF	5	2
Matt Frierson, CIT	4	1
Brandon Austin, SAM	4	1
Kaiden Rice, CIT	3	0
Isaiah Miller, UNCG	3	3
Ruben Guerrero, SAM	3	1
Kameron Gibson, WCU	3	1
Nathan Hoover, WOF	3	2
Zane Najdawi, CIT	2	1
Alex Reed, CIT	2	1
Jeremy Rodriguez, ETSU	2	1
Daivien Williamson, ETSU	2	2
Clay Mounce, FUR	2	0
Djordje Dimitrijevic, MER	2	1
Myron Gordon, SAM	2	1
Carlos Dotson, WCU	2	1
Kyrin Galloway, UNCG	1	0
Kaleb Hunter, UNCG	1	0
Keivon Nolan, SAM	1	0
Jerry Johnson Jr., UTC	1	0
Garrett Gilkeson, VMI	1	0
Jake Stephens, VMI	1	0
Matt Halvorsen, WCU	1	0
Onno Steger, WCU	1	1

15-rebound games	Ovr.	SoCon
Jeremy Rodriguez, ETSU	5	2
Matt Rafferty, FUR	2	1
Carlos Dotson, WCU	2	1
Mladen Armus, ETSU	1	1
Ruben Guerrero, SAM	1	0
Thomas Smallwood, UTC	1	0

10-rebound games	Ovr.	SoCon
Jeremy Rodriguez, ETSU	14	4
Matt Rafferty, FUR	9	4
Carlos Dotson, WCU	9	5
Mladen Armus, ETSU	7	2
Robert Allen, SAM	5	1
Zane Najdawi, CIT	4	1
Clay Mounce, FUR	4	2
James Dickey, UNCG	4	1
Ruben Guerrero, SAM	4	2
Cameron Jackson, WOF	4	1
Tyler Creammer, VMI	3	0
Hayden Brown, CIT	2	1
Lew Stallworth, CIT	2	0
Brandon Austin, SAM	2	1
Kevin Easley, UTC	2	1
Marc Gosselin, WCU	2	1
Keve Aluma, WOF	2	1
Chevez Goodwin, WOF	2	1
Kaelon Harris, CIT	1	0
Alex Reed, CIT	1	0
D'Andre Bernard, ETSU	1	0
Octavien Corley, ETSU	1	0

10-rebound games (cont.)	Ovr.	SoCon
Fardaws Aimaq, MER	1	0
Ethan Stair, MER	1	1
Jaylen Stowe, MER	1	0
Eric Hamilton, UNCG	1	1
Josh Starkey, SAM	1	0
Thomas Smallwood, UTC	1	0
Ramon Vila, UTC	1	1
Garrett Gilkeson, VMI	1	0

15-assist games	Ovr.	SoCon
10-assist games	Ovr.	SoCon
Lew Stallworth, CIT	3	0
Josh Starkey, SAM	3	1
Quayson Williams, CIT	1	0
Alex Hunter, FUR	1	1
Donovann Toatley, UTC	1	0
Greg Parham, VMI	1	0

5-block games	Ovr.	SoCon
Zane Najdawi, CIT	1	0
Octavien Corley, ETSU	1	0

Double-doubles	Ovr.	SoCon
Jeremy Rodriguez, ETSU	11	4
Matt Rafferty, FUR	9	4
Carlos Dotson, WCU	8	4
Lew Stallworth, CIT	5	1
Zane Najdawi, CIT	4	1
Josh Starkey, SAM	4	1
Clay Mounce, FUR	3	2
Ruben Guerrero, SAM	3	1
Cameron Jackson, WOF	3	0
Hayden Brown, CIT	2	1
Mladen Armus, ETSU	2	1
Robert Allen, SAM	2	1
Brandon Austin, SAM	2	1
Alex Hunter, FUR	1	1
Ethan Stair, MER	1	1
Jaylen Stowe, MER	1	0
James Dickey, UNCG	1	0
Eric Hamilton, UNCG	1	1
Kevin Easley, UTC	1	1
Thomas Smallwood, UTC	1	0
Ramon Vila, UTC	1	1
Tyler Creammer, VMI	1	0
Garrett Gilkeson, VMI	1	0
Greg Parham, VMI	1	0
Marc Gosselin, WCU	1	0
Chevez Goodwin, WOF	1	0

20/15 games	Ovr.	SoCon
Jeremy Rodriguez, ETSU	2	1
Ruben Guerrero, SAM	1	0

20/10 games	Ovr.	SoCon
Matt Rafferty, FUR	3	1
Jeremy Rodriguez, ETSU	2	1
Ruben Guerrero, SAM	2	0
Zane Najdawi, CIT	1	0
Lew Stallworth, CIT	1	0
Clay Mounce, FUR	1	0
Brandon Austin, SAM	1	0
Josh Starkey, SAM	1	0
Carlos Dotson, WCU	1	1

^ 3 nonconference dbl-dbls were points/assists  
+ 3 were points/assists  
\* points/assists

## SoCon 3-POINT PROWESS

• Three league players have hit at least 10 3-pointers in a game this season, highlighted by Furman's Jordan Lyons matching the SoCon and NCAA Division I records with 15 against North Greenville on Nov. 13. The Citadel's Matt Frierson hit a school-record 10 in a win over Johnson University on Nov. 14 and VMI's Bubba Parham hit a school-record 10 in a loss at No. 10 Kentucky on Nov. 18. The Keydets hit 19 3s in the contest, the most ever against Kentucky and a Rupp Arena record.

• The Citadel has hit 23 3-pointers twice this season, falling one shy of the SoCon record both times. The Bulldogs set their school record with 23 against Mid-Atlantic Christian on Nov. 12 and matched it against High Point on Nov. 27.

• Furman matched its school record with 21 3-pointers against North Greenville on Nov. 13.

• The Citadel leads NCAA Division I with 13.5 made 3-pointers per game this season. The Bulldogs finished last season averaging 12.1 made 3-pointers per game, which was second in DI. Wofford finished fifth in 3-point percentage at 41.3.

• Wofford's Fletcher Magee is 10th in SoCon history with a career 3-point percentage of 42.9 (see chart on page 5).

• Magee (419, first), UNCG's Francis Alonso (351, fifth) and The Citadel's Frierson (291, ninth) are all in the top 10 in career 3-pointers in SoCon history. For more info, see the chart on the previous page.

• Four SoCon student-athletes have active streaks of at least 10 games with a made 3-pointer, led by UNCG's Francis Alonso's 52-game streak. Wofford's Magee (60) and The Citadel's Frierson (52) had similar lengthy streaks snapped earlier this season.

### Consecutive games with a 3-pointer

Player, school	'18-19	'17-18	'16-17	Total
Francis Alonso, UNCG, Sr.	19	33	x	52
Alex Hunter, FUR, So.	10	x	x	10
Brandon Austin, SAM, R-Jr.	10	x	x	10
Austin Vereen, VMI, Sr.*		10	x	10

\* has yet to play this season

• Frierson, whose 114 3-pointers last season were good for 10th in a season in SoCon history, is on pace for 125 this year, which would rank seventh. Magee, whose 148 3-pointers were good for second in SoCon history and fifth in NCAA DI lore, is on pace for 117 this year. Furman's Lyons is on pace for 114 this year.

### Single-season 3-pointers, SoCon history

162	Stephen Curry, Davidson	2007-08
<b>148</b>	<b>Fletcher Magee, Wofford</b>	<b>2017-18</b>
135	Stephen McDowell, Chattanooga	2008-09
131	Andrew Goudeock, Col. of Charleston	2010-11
130	Keith Veney, Marshall	1996-97
130	Stephen Curry, Davidson	2008-09
123	Donald Sims, Appalachian State	2009-10
122	Stephen Curry, Davidson	2006-07
118	Keddrick Mays, Chattanooga	2006-07
<b>114</b>	<b>Matt Frierson, The Citadel</b>	<b>2017-18</b>

### Single-season 3-pointers, NCAA history

162	Stephen Curry, Davidson	2007-08
158	Darrin Fitzgerald, Butler	1986-87
155	Akeem Richmond, East Carolina	2013-14
152	Freddie Banks, UNLV	1986-87
<b>148</b>	<b>Fletcher Magee, Wofford</b>	<b>2017-18</b>

# SoCON vs. OTHER CONFERENCES

## American Athletic (1-1)

11/14 SMU 98, Western Carolina 65  
11/24 The Citadel 84, South Florida 81

## Atlantic Coast (0-7)

11/6 #22 Clemson 100, The Citadel 80  
11/6 #8 North Carolina 78, Wofford 67  
11/9 Pittsburgh 94, VMI 55  
11/24 NC State 78, Mercer 74  
11/27 Wake Forest 71, Western Carolina 64  
12/5 #15 Virginia Tech 89, VMI 68  
12/5 NC State 100, Western Carolina 67

## Atlantic Sun (6-1)

11/6 Samford 91, North Alabama 74  
11/12 Samford 74, Kennesaw State 60  
11/18 Jacksonville 74, Chattanooga 66  
(Mobile, Ala.)  
11/23 VMI 87, Stetson 79 (OT)  
11/24 Western Carolina 77, Jacksonville 65  
12/15 UNCG 53, North Alabama 48  
12/21 VMI 89, North Alabama 68

## Big 12 (0-3)

11/16 Texas 97, The Citadel 69  
11/18 Oklahoma 75, Wofford 64  
12/4 #2 Kansas 72, Wofford 47

## Big East (1-1)

11/11 Creighton 75, ETSU 69  
11/17 Furman 76, No. 8 Villanova 68 (OT)

## Big South (12-4)

11/10 Wofford 68, High Point 60  
11/13 Furman 88, Gardner-Webb 86 (OT)  
11/14 VMI 78, USC Upstate 72  
11/17 ETSU 76, Winthrop 74  
11/25 Furman 65, UNC Asheville 51  
11/27 The Citadel 112, High Point 87  
12/1 Longwood 65, VMI 45  
12/8 Western Carolina 71, UNC Asheville 59  
12/8 #25 Furman 74, USC Upstate 60  
12/11 #23 Furman 77, Charleston Southern 69  
12/12 Presbyterian 103, VMI 70  
12/15 High Point 86, Western Carolina 59  
12/15 Wofford 92, UNC Asheville 49  
12/18 The Citadel 82, Campbell 76  
12/18 UNCG 65, Radford 58  
12/29 Longwood 110, The Citadel 94

## Big Ten (0-4)

11/20 #23 Ohio State 68, Samford 50  
11/23 #8 Michigan 83, Chattanooga 55  
12/15 Illinois 73, ETSU 55  
12/18 #23 Iowa 78, Western Carolina 60

## Colonial (7-1)

11/10 Coll. of Charleston 77, Western Carolina 74  
11/13 UNCG 82, UNCW 61  
11/20 The Citadel 91, James Madison 82 (OT)  
11/23 UNCG 84, Delaware 65  
12/4 #25 Furman 98, Elon 77  
12/7 UNCG 75, Elon 74  
12/15 #23 Furman 93, UNCW 50  
12/21 Mercer 77, UNCW 73

## Conference USA (2-3)

11/6 Chattanooga 80, Charlotte 69  
11/6 UAB 75, Mercer 67  
11/21 Southern Miss 68, Western Carolina 63  
(Cancun, Mexico)  
11/24 UNCG 80, Louisiana Tech 73  
(Newark, Del.)  
12/5 Florida Atlantic 68, Mercer 64

## Horizon (1-1)

11/7 Wright State 96, Western Carolina 73  
11/18 Samford 73, Cleveland State 60

## Ivy (0-1)

12/29 Harvard 71, Mercer 67  
(Atlanta, Ga.)

## Mid-American (0-1)

12/21 Bowling Green 73, Western Carolina 52

## Mid-Eastern Athletic (6-0)

11/6 UNCG 74, North Carolina A&T 66  
11/20 Mercer 80, Maryland Eastern Shore 42  
11/21 Wofford 98, Coppin State 65  
11/25 Samford 77, South Carolina State 60  
12/12 UNCG 77, Coppin State 54  
12/22 ETSU 89, Norfolk State 61  
(El Paso, Texas)

## Missouri Valley (1-0)

11/9 Furman 60, Loyola Chicago 58

## Mountain West (1-0)

12/21 ETSU 76, Wyoming 53  
(El Paso, Texas)

## Non-Division I (23-0)

11/6 Furman 102, Bob Jones 48  
11/6 VMI 89, Washington College 56  
11/8 ETSU 109, Hiwassee 44  
11/9 Mercer 105, Piedmont 52  
11/11 VMI 98, Goucher 34  
11/12 The Citadel 148, Mid-Atlantic Christian 75  
11/13 Chattanooga 92, Cumberland 61  
11/13 Wofford 95, Carver 34  
11/14 The Citadel 137, Johnson 60  
11/14 Samford 66, Miles College 57  
11/15 Furman 107, North Greenville 67  
11/16 UNCG 105, Johnson & Wales 57  
11/17 Western Carolina 94, Hiwassee 55  
11/20 VMI 106, Kentucky Christian 80  
11/21 Furman 74, Southern Wesleyan 57  
11/23 Wofford 97, Mars Hill 46  
11/27 Mercer 90, Brewton-Parker 65  
11/27 UNCG 111, Greensboro College 33  
11/27 Chattanooga 95, Hiwassee 62  
12/3 ETSU 107, Reinhardt 60  
12/5 The Citadel 127, Johnson & Wales 93  
12/6 Wofford 112, Kentucky Christian 58  
12/21 Chattanooga 79, Bryan 45

## Ohio Valley (6-5)

11/9 Samford 92, Jacksonville State 72  
11/10 Eastern Kentucky 81, Chattanooga 78  
11/16 Mercer 77, UT Martin 60  
11/17 Southeast Missouri 63, Chattanooga 42  
(Mobile, Ala.)  
11/20 Jacksonville State 84, Western Carolina 53  
(Cancun, Mexico)  
11/29 Belmont 99, Samford 93 (OT)  
12/1 Chattanooga 71, Tennessee Tech 60  
12/8 ETSU 80, UT Martin 62  
12/13 Samford 77, Morehead State 72 (OT)  
12/15 The Citadel 86, Southeast Missouri 74  
12/18 UT Martin 75, Chattanooga 72

## Pac-12 (0-0)

11/16 Wofford at Stanford, canc.

## Patriot (0-1)

11/27 American 74, VMI 64

American Athletic.....	1-1
Atlantic Coast.....	0-7
Atlantic Sun .....	6-1
Big 12 .....	0-3
Big East.....	1-1
Big South .....	12-4
Big Ten .....	0-4
Colonial .....	7-1
Conference USA .....	2-3
Horizon.....	1-1
Independent .....	0-0
Ivy.....	0-1
Mid-American.....	0-1
Mid-Eastern Athletic.....	6-0
Missouri Valley.....	1-0
Mountain West .....	1-0
Non-Division I .....	23-0
Ohio Valley.....	6-5
Pac-12 .....	0-0
Patriot .....	0-1
Southeastern.....	1-8
Southland.....	2-0
Southwestern Athletic.....	2-0
Summit.....	2-0
Sun Belt.....	2-5
Western Athletic .....	1-0

<b>Total .....</b>	<b>77-47</b>
Home.....	52-7
Away.....	22-35
Neutral.....	3-5
vs. Top 25 .....	1-12

## Southeastern (1-8)

11/9 #23 LSU 97, UNCG 91  
11/18 #10 Kentucky 92, VMI 82  
11/26 Wofford 81, South Carolina 61  
12/1 #9 Kentucky 78, UNCG 61  
12/16 Ole Miss 90, Chattanooga 70  
12/18 Florida 71, Mercer 63  
12/19 #3 Tennessee 83, Samford 70  
12/19 #17 Mississippi State 98, Wofford 87  
12/21 LSU 75, #24 Furman 57

## Southland (2-0)

11/20 ETSU 77, Sam Houston State 63  
12/17 Samford 85, Houston Baptist 61

## Southwestern Athletic (2-0)

11/19 UNCG 74, Prairie View A&M 66  
12/9 Samford 77, Alabama A&M 59

## Summit (2-0)

11/23 Samford 74, Purdue Fort Wayne 66  
11/24 ETSU 79, North Dakota State 61

## Sun Belt (2-5)

11/6 Georgia State 74, ETSU 68  
11/13 Georgia State 62, Mercer 60  
11/16 South Alabama 73, Chattanooga 54  
11/27 ETSU 69, Georgia Southern 64  
12/8 Georgia Southern 89, Mercer 74  
12/9 Wofford 82, Coastal Carolina 71  
12/12 Georgia State 95, Chattanooga 88

## Western Athletic (1-0)

11/19 ETSU 86, Chicago State 61

Home teams underlined All times Eastern

# 2018-19 SoCon BASKETBALL SCHEDULES (ALL TIMES EASTERN)



## The Citadel (9-8, 1-5 SoCon)

N6	at No. 22 Clemson (ACC Network Extra)	L, 80-100
N12	MID-ATLANTIC CHRISTIAN# (ESPN+)	W, 148-75
N14	JOHNSON UNIVERSITY# (ESPN3)	W, 137-60
N16	at Texas# (Longhorn Network)	L, 69-97
N20	at James Madison (Madison)	W, 91-82 (OT)
N24	at South Florida (ESPN3)	W, 84-81
N27	HIGH POINT (ESPN+)	W, 112-87
D1	*MERCER (ESPN+)	W, 79-69
D5	JOHNSON & WALES (ESPN3)	W, 127-93
D15	SOUTHEAST MISSOURI (ESPN+)	W, 86-74
D18	at Campbell (ESPN+)	W, 82-76
D29	LONGWOOD (ESPN3)	L, 94-110
J3	*at Wofford (ESPN+)	L, 81-112
J5	*at Furman (ESPN3)	L, 85-101
J10	*ETSU (ESPN+)	L, 73-98
J12	*WESTERN CAROLINA (Nexstar/ESPN+)	L, 82-94
J17	*at Samford (ESPN+)	L, 77-80
J19	*at Chattanooga (ESPN3)	4:30 p.m.
J24	*at UNCG (ESPN+)	7 p.m.
J26	*VMI (ESPN+)	1 p.m.
J31	*FURMAN (ESPN+)	7 p.m.
F2	*WOFFORD (Nexstar/ESPN3)	1 p.m.
F9	*at Mercer (ESPN3)	4 p.m.
F14	*at ETSU (ESPN3)	7 p.m.
F16	*at Western Carolina (ESPN+)	2 p.m.
F21	*CHATTANOOGA (ESPN3)	7 p.m.
F23	*SAMFORD (Nexstar/ESPN3)	1 p.m.
F28	*UNCG (ESPN+)	11:30 a.m.
M2	*at VMI (Nexstar/ESPN+)	1 p.m.
M8-11	at SoCon Championship (Asheville, N.C.)	

\* - Southern Conference game  
# - Continental Tire Las Vegas Invitational (campus sites)



## ETSU (16-4, 6-1 SoCon)

N6	at Georgia State# (ESPN+)	L, 68-74
N8	HIWASSEE (ESPN+)	W, 109-44
N11	at Creighton# (FS1)	L, 69-75
N17	at Winthrop (ESPN+)	W, 76-74
N19	CHICAGO STATE# (ESPN+)	W, 86-61
N20	SAM HOUSTON STATE# (ESPN3)	W, 77-63
N24	NORTH DAKOTA STATE (ESPN+)	W, 79-61
N27	at Georgia Southern (ESPN+)	W, 69-64
D1	*at Wofford (ESPN+)	L, 62-79
D3	REINHARDT (ESPN3)	W, 107-60
D8	UT MARTIN (ESPN+)	W, 80-62
D15	at Illinois (Big Ten Network Plus)	L, 55-73
D21	vs. Wyoming%	W, 76-53
D22	vs. Norfolk State%	W, 89-61
D29	*FURMAN (ESPN+)	W, 79-56
J3	*SAMFORD (ESPN3)	W, 81-72 (OT)
J5	*CHATTANOOGA (ESPN+)	W, 96-70
J10	*at The Citadel (ESPN+)	W, 98-73
J12	*at Mercer (ESPN3)	W, 72-68 (OT)
J17	*VMI (ESPN+)	W, 85-82
J19	*UNCG (ESPN3)	4 p.m.
J26	*at Western Carolina (ESPN3)	7 p.m.
J31	*at Samford (ESPN3)	7:30 p.m.
F2	*at Chattanooga (ESPN3)	4:30 p.m.
F7	*WOFFORD (ESPN+)	7 p.m.
F9	*at Furman (Nexstar/ESPN+)	4 p.m.
F14	*THE CITADEL (ESPN3)	7 p.m.
F16	*MERCER (ESPN3)	4 p.m.
F21	*at VMI (ESPN+)	7 p.m.
F24	*at UNC Greensboro (ESPN+)	3 p.m.
M2	*WESTERN CAROLINA (ESPN+)	4 p.m.
M8-11	at SoCon Championship (Asheville, N.C.)	

\* - Southern Conference game  
# - Cayman Islands Classic (campus sites)  
% - WestStar Bank Don Haskins Sun Bowl Inv. (El Paso, Texas)



## Furman (15-3, 4-2 SoCon)

N6	BOB JONES (ESPN+)	W, 102-48
N9	at Loyola Chicago (NBCSC/ESPN3)	W, 60-58
N13	GARDNER-WEBB (ESPN+)	W, 88-86 (OT)
N15	NORTH GREENVILLE# (ESPN3)	W, 107-67
N17	at No. 8 Villanova# (FS2)	W, 76-68 (OT)
N21	SOUTHERN WESLEYAN# (ESPN3)	W, 74-57
N25	at UNC Asheville (ESPN+)	W, 65-51
D1	*WESTERN CAROLINA (ESPN+)	W, 90-88 (2OT)
D4	at Elon (Phoenix All-Access)	W, 98-77
D8	at USC Upstate (ESPN+)	W, 74-60
D11	CHARLESTON SOUTHERN (ESPN3)	W, 77-69
D15	UNCW (ESPN+)	W, 93-50
D21	at LSU (SEC Network+)	L, 57-75
D29	*at ETSU (ESPN+)	L, 56-79
J3	*MERCER (ESPN+)	W, 71-58
J5	*THE CITADEL (ESPN3)	W, 101-85
J10	*at VMI (ESPN3)	W, 89-57
J12	*at UNCG (ESPN3)	L, 79-89
J19	*at Wofford (Nexstar/ESPN3)	7 p.m.
J24	*CHATTANOOGA (ESPN+)	7 p.m.
J26	*SAMFORD (ESPN3)	4:30 p.m.
J31	*at The Citadel (ESPN+)	7 p.m.
F2	*at Mercer (ESPN+)	4 p.m.
F7	*at Western Carolina (ESPN3)	7:30 p.m.
F9	*ETSU (Nexstar/ESPN+)	4 p.m.
F14	*UNCG (ESPN+)	7:30 p.m.
F16	*VMI (ESPN3)	4:30 p.m.
F23	*WOFFORD (ESPN3)	4 p.m.
F28	*at Samford (ESPN+)	7:30 p.m.
M2	*at Chattanooga (ESPN+)	2 p.m.
M8-11	at SoCon Championship (Asheville, N.C.)	

\* - Southern Conference game  
# - Advocare Invitational (campus sites)



## Mercer (6-12, 1-5 SoCon)

N6	at UAB	L, 67-75
N9	PIEDMONT (ESPN3)	W, 105-52
N13	at Georgia State (ESPN+)	L, 60-62
N16	UT MARTIN# (ESPN3)	W, 77-60
N20	MARYLAND EASTERN SHORE# (ESPN+)	W, 80-42
N24	at NC State# (ACC Network Extra)	L, 74-78
N27	BREWTON-PARKER (ESPN3)	W, 90-65
D1	*at The Citadel (ESPN+)	L, 69-79
D5	at Florida Atlantic (CUSA.TV)	L, 64-68
D8	GEORGIA SOUTHERN (ESPN3)	L, 74-89
D18	at Florida (SEC Network)	L, 63-71
D21	UNCW (ESPN+)	W, 77-73
D29	vs. Harvard^	L, 67-71
J3	*at Furman (ESPN+)	L, 58-71
J5	*at Wofford (Nexstar/ESPN3)	L, 74-78
J10	*WESTERN CAROLINA (ESPN+)	W, 84-80
J12	*ETSU (ESPN3)	L, 68-72 (OT)
J17	*at Chattanooga (ESPN3)	L, 70-73
J19	*at Samford (ESPN3)	3 p.m.
J24	*VMI (ESPN+)	7:30 p.m.
J26	*at UNCG (ESPN+)	5 p.m.
J31	*WOFFORD (ESPN+)	7 p.m.
F2	*FURMAN (ESPN+)	4 p.m.
F9	*THE CITADEL (ESPN3)	4 p.m.
F14	*at Western Carolina (ESPN+)	7 p.m.
F16	*at ETSU (ESPN3)	4 p.m.
F21	*SAMFORD (ESPN+)	7 p.m.
F23	*CHATTANOOGA (ESPN3)	4 p.m.
F28	*at VMI (ESPN3)	7 p.m.
M2	*UNCG (ESPN+)	4:30 p.m.
M8-11	at SoCon Championship (Asheville, N.C.)	

\* - Southern Conference game  
# - Wolfpack Classic (campus sites)  
^ - Atlanta, Ga.



## UNC Greensboro (16-3, 5-1 SoCon)

N6	at North Carolina A&T	W, 74-66
N9	at No. 23 LSU (SEC Network+)	L, 91-97
N13	at UNCW	W, 82-61
N16	JOHNSON & WALES# (SDN/Roku)	W, 105-57
N19	PRAIRIE VIEW A&M (ESPN+)	W, 74-66
N23	at Delaware# (YouTube)	W, 84-65
N24	vs. Louisiana Tech^	W, 80-73
N27	GREENSBORO COLLEGE# (SDN/Roku)	W, 111-33
D1	at No. 10 Kentucky (ESPN2)	L, 61-78
D7	at Elon (Phoenix All-Access)	W, 75-74
D12	COPPIN STATE (ESPN3)	W, 77-54
D15	NORTH ALABAMA&& (ESPN+)	W, 53-48
D18	RADFORD (ESPN+)	W, 65-58
D22	*at Samford (ESPN+)	W, 83-75
D29	*CHATTANOOGA (ESPN+)	W, 85-72
J5	*at VMI (ESPN+)	W, 71-68
J10	*WOFFORD (ESPN3)	L, 43-72
J12	*FURMAN (ESPN3)	W, 89-79
J17	*at Western Carolina (ESPN+)	W, 69-60
J19	*at ETSU (ESPN3)	4 p.m.
J24	*THE CITADEL (ESPN+)	7 p.m.
J26	*MERCER (ESPN+)	5 p.m.
J31	*VMI (ESPN3)	7 p.m.
F7	*SAMFORD (ESPN+)	7 p.m.
F9	*at Chattanooga (ESPN+)	7 p.m.
F14	*at Furman (ESPN+)	7:30 p.m.
F16	*at Wofford (Nexstar/ESPN+)	7 p.m.
F21	*WESTERN CAROLINA (ESPN+)	7 p.m.
F24	*ETSU (ESPN+)	3 p.m.
F28	*at The Citadel (ESPN+)	11:30 a.m.
M2	*at Mercer (ESPN+)	4:30 p.m.
M8-11	at SoCon Championship (Asheville, N.C.)	

\* - Southern Conference game  
# - Delaware Invitational (campus sites)  
^ - Delaware Invitational (Newark, Del.)  
& - Fleming Gymnasium




## Samford (12-7, 2-4 SoCon)

N6	NORTH ALABAMA (ESPN3)	W, 91-74
N9	JACKSONVILLE STATE (ESPN3)	W, 92-72
N12	KENNESAW STATE (ESPN+)	W, 74-60
N14	MILES COLLEGE (ESPN3)	W, 66-57
N18	at Cleveland State# (ESPN+)	W, 73-60
N20	at No. 23 Ohio State# (BigTen2Go)	L, 50-68
N23	at Purdue Fort Wayne# (Mastodon All-Access)	W, 74-66
N25	SOUTH CAROLINA STATE# (ESPN+)	W, 77-60
N29	BELMONT (ESPN+)	L, 93-99 (OT)
D9	at Alabama A&M	W, 77-59
D13	MOREHEAD STATE (ESPN+)	W, 77-72 (OT)
D17	HOUSTON BAPTIST (ESPN+)	W, 85-61
D19	at No. 3 Tennessee (SEC Network+)	L, 70-83
D22	*UNCG (ESPN+)	L, 75-83
D29	*VMI (ESPN3)	W, 96-68
J3	*at ETSU (ESPN3)	L, 72-81 (OT)
J5	*at Western Carolina (ESPN+)	L, 69-76
J12	*at Chattanooga (ESPN3)	L, 75-80
J17	*THE CITADEL (ESPN+)	W, 80-77
J19	*MERCER (ESPN3)	3 p.m.
J24	*at Wofford (ESPN+)	7 p.m.
J26	*at Furman (ESPN3)	4:30 p.m.
J31	*ETSU (ESPN3)	7:30 p.m.
F2	*WESTERN CAROLINA (ESPN3)	3 p.m.
F7	*at UNCG (ESPN+)	7 p.m.
F9	*at VMI (ESPN+)	1 p.m.
F16	*CHATTANOOGA (ESPN+)	5 p.m.
F21	*at Mercer (ESPN+)	7 p.m.
F23	*at The Citadel (Nexstar/ESPN3)	1 p.m.
F28	*FURMAN (ESPN+)	7:30 p.m.
M2	*WOFFORD (ESPN3)	2 p.m.
M8-11	at SoCon Championship (Asheville, N.C.)	

\* - Southern Conference game  
# - Buckeye Basketball Classic (campus sites)




# 2018-19 SoCon BASKETBALL SCHEDULES (ALL TIMES EASTERN)



**Chattanooga**  
(9-10, 4-2 SoCon)

N6	at Charlotte (CUSA-TV)	W, 80-69
N10	EASTERN KENTUCKY	L, 78-81
N13	CUMBERLAND# (ESPN+)	W, 92-61
N16	at South Alabama# (ESPN+)	L, 54-73
N17	vs. Southeast Missouri^	L, 42-63
N18	vs. Jacksonville^	L, 66-74
N23	at No. 8 Michigan (Big Ten Network)	L, 55-83
N27	HIWASSEE (ESPN3)	W, 95-62
D1	TENNESSEE TECH (ESPN+)	W, 71-60
D9	*VMI (ESPN+)	W, 83-65
D12	at Georgia State (ESPN+)	L, 88-95
D16	at Ole Miss (SEC Network)	L, 70-90
D18	at UT Martin (ESPN+)	L, 72-75
D21	BRYAN (ESPN+)	W, 79-45
D29	*at UNCG (ESPN+)	L, 72-85
J3	*at Western Carolina (ESPN3)	W, 73-62
J5	*at ETSU (ESPN+)	L, 70-96
J12	*SAMFORD (ESPN3)	W, 80-75
J17	*MERCER (ESPN3)	W, 73-70
J19	*THE CITADEL (ESPN3)	4:30 p.m.
J24	*at Furman (ESPN+)	7 p.m.
J26	*at Wofford (Nexstar/ESPN+)	7 p.m.
J31	*WESTERN CAROLINA (ESPN+)	8 p.m.
F2	*ETSU (ESPN3)	4:30 p.m.
F7	*at VMI (ESPN3)	7 p.m.
F9	*UNCG (ESPN+)	7 p.m.
F16	*at Samford (ESPN+)	5 p.m.
F21	*at The Citadel (ESPN3)	7 p.m.
F23	*at Mercer (ESPN3)	4 p.m.
F28	*WOFFORD (ESPN+)	7 p.m.
M2	*FURMAN (ESPN+)	2 p.m.
M8-11	at SoCon Championship (Asheville, N.C.)	


\* - Southern Conference game  
# - Goldie and Herman Ungar Classic (campus sites)  
^ - Goldie and Herman Ungar Classic (Mobile, Ala.)



**VMI**  
(6-12, 0-6 SoCon)

N6	WASHINGTON COLLEGE (SDN/Roku)	W, 89-56
N9	at Pittsburgh (ACC Network Extra)	L, 55-94
N11	GOUCHER# (SDN/Roku)	W, 98-34
N14	USC UPSTATE (ESPN+)	W, 78-72
N18	at No. 10 Kentucky# (SEC Network)	L, 82-92
N20	KENTUCKY CHRISTIAN# (ESPN3)	W, 106-80
N23	at Stetson (ESPN+)	W, 87-79 (OT)
N27	AMERICAN (ESPN3)	L, 64-74
D1	at Longwood (ESPN+)	L, 45-65
D5	at No. 15 Virginia Tech (ACC Network Extra)	L, 68-89
D9	*at Chattanooga (ESPN+)	L, 65-83
D12	at Presbyterian (ESPN+)	L, 70-103
D21	NORTH ALABAMA (ESPN+)	W, 89-68
D29	*at Samford (ESPN3)	L, 68-96
J5	*UNCG (ESPN+)	L, 68-71
J10	*FURMAN (ESPN3)	L, 57-89
J12	*WOFFORD (ESPN+)	L, 76-90
J17	*at ETSU (ESPN+)	L, 82-85
J19	*WESTERN CAROLINA (Nexstar/ESPN+)	1 p.m.
J24	*at The Citadel (ESPN+)	7:30 p.m.
J26	*at UNC (ESPN3)	1 p.m.
J31	*at UNCG (ESPN3)	7 p.m.
F7	*CHATTANOOGA (ESPN3)	7 p.m.
F9	*SAMFORD (ESPN+)	1 p.m.
F14	*at Wofford (ESPN+)	7 p.m.
F16	*at Furman (ESPN3)	4:30 p.m.
F21	*ETSU (ESPN+)	7 p.m.
F23	*at Western Carolina (ESPN3)	7:30 p.m.
F28	*MERCER (ESPN3)	7 p.m.
M2	*THE CITADEL (Nexstar/ESPN+)	1 p.m.
M8-11	at SoCon Championship (Asheville, N.C.)	


\* - Southern Conference game  
# - Ohio Valley Hardwood Showcase (campus sites)



**Western Carolina**  
(5-15, 2-5 SoCon)

N7	at Wright State# (ESPN+)	L, 73-96
N10	COLLEGE OF CHARLESTON (ESPN3)	L, 74-77
N14	at SMU# (PonyUp TV)	L, 65-98
N17	HIWASSEE	W, 94-55
N20	vs. Jacksonville State^ (CBS Digital)	L, 53-84
N21	vs. Southern Miss^ (CBS Digital)	L, 63-68
N24	JACKSONVILLE	W, 77-65
N27	at Wake Forest (ACC Network Extra)	L, 64-71
D1	*at Furman (ESPN+)	L, 88-90 (2OT)
D5	at NC State (ACC Network Extra)	L, 67-100
D8	at UNC Asheville (ESPN+)	W, 71-59
D15	at High Point (ESPN+)	L, 59-86
D18	at No. 23 Iowa (Big Ten Network)	L, 60-78
D21	at Bowling Green (WBGUTV)	L, 52-73
D29	*WOFFORD (ESPN+)	L, 54-74
J3	*CHATTANOOGA (ESPN3)	L, 62-73
J5	*SAMFORD (ESPN+)	W, 76-69
J10	*at Mercer (ESPN+)	L, 80-84
J12	*at The Citadel (Nexstar/ESPN+)	W, 94-82
J17	*UNCG (ESPN+)	L, 60-69
J19	*at VMI (Nexstar/ESPN+)	1 p.m.
J26	*ETSU (ESPN3)	7 p.m.
J31	*at Chattanooga (ESPN+)	8 p.m.
F2	*at Samford (ESPN3)	3 p.m.
F7	*FURMAN (ESPN3)	7:30 p.m.
F9	*at Wofford (ESPN+)	7 p.m.
F14	*MERCER (ESPN+)	7 p.m.
F16	*THE CITADEL (ESPN+)	2 p.m.
F21	*at UNCG (ESPN+)	7 p.m.
F23	*VMI (ESPN3)	7:30 p.m.
M2	*at ETSU (ESPN+)	4 p.m.
M8-11	at SoCon Championship (Asheville, N.C.)	

\* - Southern Conference game  
# - Cancun Challenge (campus sites)  
^ - Cancun Challenge (Cancun, Mexico)



**Wofford**  
(14-4, 6-0 SoCon)

N6	No. 8 NORTH CAROLINA (ESPN2)	L, 67-78
N10	at High Point (ESPN+)	W, 68-60
N13	CARVER (SDN/Roku)	W, 95-34
N16	at Stanford# (Pac-12 Networks)	canc.
N18	at Oklahoma# (Fox Sports Oklahoma)	L, 64-75
N21	COPPIN STATE# (ESPN3)	W, 98-65
N23	MARS HILL# (SDN/Roku)	W, 97-46
N26	at South Carolina (SEC Network+)	W, 81-61
D1	*ETSU (ESPN+)	W, 79-62
D4	at No. 2 Kansas (ESPN+)	L, 47-72
D6	KENTUCKY CHRISTIAN (SDN/Roku)	W, 112-58
D9	COASTAL CAROLINA (ESPN+)	W, 82-71
D15	UNC ASHEVILLE (ESPN+)	W, 92-49
D19	at No. 17 Mississippi State (SEC Network+)	L, 87-98
D29	*at Western Carolina (ESPN+)	W, 74-54
J3	*THE CITADEL (ESPN+)	W, 112-81
J5	*MERCER (Nexstar/ESPN3)	W, 78-74
J10	*at UNCG (ESPN3)	W, 72-43
J12	*at VMI (ESPN+)	W, 90-76
J19	*FURMAN (Nexstar/ESPN3)	7 p.m.
J24	*SAMFORD (ESPN+)	7 p.m.
J26	*CHATTANOOGA (Nexstar/ESPN+)	7 p.m.
J31	*at Mercer (ESPN+)	7 p.m.
F2	*at The Citadel (Nexstar/ESPN3)	1 p.m.
F7	*at ETSU (ESPN+)	7 p.m.
F9	*WESTERN CAROLINA (ESPN+)	7 p.m.
F14	*VMI (ESPN+)	7 p.m.
F16	*UNCG (Nexstar/ESPN+)	7 p.m.
F23	*at Furman (ESPN3)	4 p.m.
F28	*at Chattanooga (ESPN+)	7 p.m.
M2	*at Samford (ESPN3)	2 p.m.
M8-11	at SoCon Championship (Asheville, N.C.)	

\* - Southern Conference game  
# - Bad Boy Mowers Battle 4 Atlantis (campus sites)

## Southern Conference men's basketball media relations information

<p><b>The Citadel (CitadelSports.com)</b> Milledge Austin (maustin7@citadel.edu) Office: 843-953-6567</p> <p><b>ETSU (ETSUBucs.com)</b> Kevin Brown (brownk@etsu.edu) Office: 423-439-5263</p> <p><b>Furman (FurmanPaladins.com)</b> Jordan Caskey (jordan.caskey@furman.edu) Office: 864-294-3065</p> <p><b>Mercer (MercerBears.com)</b> Will Tharp (tharp_wb@mercer.edu) Office: 478-301-5218</p> <p><b>UNC Greensboro (UNCGSpartans.com)</b> Stephen Czarda (s_czarda@uncg.edu) Office: 336-334-5615</p> <p><b>Samford (SamfordSports.com)</b> Joey Mullins (jimmulli1@samford.edu) Office: 205-726-2799</p>	<p><b>Chattanooga (GoMocs.com)</b> Jim Horten (james-horten@utc.edu) Office: 423-425-2350</p> <p><b>VMI (VMIKeydets.com)</b> Wade Branner (brannerwh@vmi.edu) Office: 540-464-7515</p> <p><b>Western Carolina (CatamountSports.com)</b> Steven Grandy (sgrandy@email.wcu.edu) Office: 828-227-2655</p> <p><b>Wofford (WoffordTerriers.com)</b> Phil Marcello (marcellopr@wofford.edu) Office: 864-597-4092</p> <p><b>Southern Conference (SoConSports.com)</b> Phil Perry (pperry@socon.org) Office: 864-591-5100 // Cell: 864-525-5174</p>
---	---

2018-19 Southern Conference  
CONFERENCE BASKETBALL STATISTICS  
Through games of Jan 18, 2019 (All games)

SCORING OFFENSE	G	W-L	Pts	Avg/G
1. The Citadel	17	9-8	1587	93.4
2. Wofford	18	14-4	1495	83.1
3. Furman	18	15-3	1457	80.9
4. ETSU	20	16-4	1613	80.7
5. UNC Greensboro	19	16-3	1472	77.5
6. Samford	19	12-7	1466	77.2
7. VMI	18	6-12	1347	74.8
8. Mercer	18	6-12	1321	73.4
9. Chattanooga	19	9-10	1393	73.3
10. Western Carolina	20	5-15	1386	69.3

SCORING DEFENSE	G	Pts	Avg/G
1. Wofford	18	1158	64.3
2. UNC Greensboro	19	1256	66.1
3. ETSU	20	1325	66.2
4. Furman	18	1222	67.9
5. Mercer	18	1259	69.9
6. Samford	19	1356	71.4
7. Chattanooga	19	1384	72.8
8. Western Carolina	20	1551	77.6
9. VMI	18	1420	78.9
10. The Citadel	17	1489	87.6

SCORING MARGIN	G	Offense	Defense	Margin
1. Wofford	18	83.1	64.3	+18.7
2. ETSU	20	80.7	66.2	+14.4
3. Furman	18	80.9	67.9	+13.1
4. UNC Greensboro	19	77.5	66.1	+11.4
5. Samford	19	77.2	71.4	+5.8
6. The Citadel	17	93.4	87.6	+5.8
7. Mercer	18	73.4	69.9	+3.4
8. Chattanooga	19	73.3	72.8	+0.5
9. VMI	18	74.8	78.9	-4.1
10. Western Carolina	20	69.3	77.6	-8.2

FREE THROW PCT	G	FTM	FTA	Pct.
1. VMI	18	228	305	.748
2. The Citadel	17	249	334	.746
3. Samford	19	279	385	.725
4. UNC Greensboro	19	256	356	.719
5. Wofford	18	203	286	.710
6. Mercer	18	262	374	.701
7. Furman	18	203	291	.698
8. ETSU	20	233	343	.679
9. Chattanooga	19	201	297	.677
10. Western Carolina	20	245	395	.620

FIELD GOAL PERCENTAGE	G	FGM	FGA	Pct.
1. Wofford	18	553	1128	.490
2. ETSU	20	607	1248	.486
3. Samford	19	522	1104	.473
4. Furman	18	531	1124	.472
5. UNC Greensboro	19	535	1144	.468
6. The Citadel	17	554	1200	.462
7. Mercer	18	463	1013	.457
8. Western Carolina	20	483	1064	.454
9. Chattanooga	19	508	1129	.450
10. VMI	18	472	1118	.422

FIELD GOAL PCT DEFENSE	G	FGM	FGA	Pct.
1. Samford	19	476	1179	.404
2. ETSU	20	468	1150	.407
3. Wofford	18	404	958	.422
4. Mercer	18	441	1026	.430
5. Furman	18	464	1077	.431
6. UNC Greensboro	19	445	1023	.435
7. Chattanooga	19	495	1107	.447
8. VMI	18	503	1119	.450
9. The Citadel	17	538	1191	.452
10. Western Carolina	20	547	1168	.468

3-POINT FG PCT	G	3FGM	3FGA	Pct.
1. Wofford	18	186	473	.393
2. Samford	19	143	371	.385
3. Chattanooga	19	176	462	.381
4. Furman	18	192	525	.366
5. ETSU	20	166	464	.358
6. Western Carolina	20	175	494	.354
7. The Citadel	17	230	651	.353
8. UNC Greensboro	19	146	421	.347
9. VMI	18	175	510	.343
10. Mercer	18	133	390	.341

3-POINT FG PCT DEFENSE	G	3FGM	3FGA	Pct.
1. Western Carolina	20	128	415	.308
2. ETSU	20	158	481	.328
3. Wofford	18	129	390	.331
4. Furman	18	140	421	.333
5. Samford	19	162	486	.333
6. Mercer	18	169	497	.340
7. Chattanooga	19	129	371	.348
UNC Greensboro	19	129	371	.348
9. The Citadel	17	189	535	.353
10. VMI	18	146	413	.354

REBOUNDING OFFENSE	G	Rebounds	Avg/G
1. ETSU	20	859	43.0
2. The Citadel	17	657	38.6
3. Furman	18	680	37.8
4. Samford	19	716	37.7
5. Western Carolina	20	725	36.2
6. Wofford	18	651	36.2
VMI	18	651	36.2
8. Chattanooga	19	662	34.8
9. UNC Greensboro	19	641	33.7
10. Mercer	18	606	33.7

REBOUNDING DEFENSE	G	Rebounds	Avg/G
1. Wofford	18	502	27.9
2. ETSU	20	572	28.6
3. Western Carolina	20	644	32.2
4. UNC Greensboro	19	645	33.9
5. Furman	18	615	34.2
6. Mercer	18	639	35.5
7. Chattanooga	19	688	36.2
8. Samford	19	696	36.6
9. VMI	18	704	39.1
10. The Citadel	17	723	42.5

2018-19 Southern Conference  
CONFERENCE BASKETBALL STATISTICS  
Through games of Jan 18, 2019 (All games)

REBOUNDING MARGIN	G	Team	Avg.	Opp.	Avg.	Margin
1. ETSU	20	859	43.0	572	28.6	+14.3
2. Wofford	18	651	36.2	502	27.9	+8.3
3. Western Carolina	20	725	36.2	644	32.2	+4.0
4. Furman	18	680	37.8	615	34.2	+3.6
5. Samford	19	716	37.7	696	36.6	+1.1
6. UNC Greensboro	19	641	33.7	645	33.9	-0.2
7. Chattanooga	19	662	34.8	688	36.2	-1.4
8. Mercer	18	606	33.7	639	35.5	-1.8
9. VMI	18	651	36.2	704	39.1	-2.9
10. The Citadel	17	657	38.6	723	42.5	-3.9

BLOCKED SHOTS	G	No.	Avg/G
1. The Citadel	17	70	4.1
2. Furman	18	71	3.9
3. ETSU	20	78	3.9
4. Samford	19	66	3.5
5. UNC Greensboro	19	65	3.4
6. Chattanooga	19	52	2.7
7. Wofford	18	48	2.7
8. Mercer	18	42	2.3
9. VMI	18	33	1.8
10. Western Carolina	20	29	1.5

ASSISTS	G	No.	Avg/G
1. The Citadel	17	298	17.5
2. Furman	18	298	16.6
3. ETSU	20	319	16.0
4. Wofford	18	277	15.4
5. Samford	19	260	13.7
6. VMI	18	246	13.7
7. Chattanooga	19	255	13.4
8. UNC Greensboro	19	242	12.7
9. Western Carolina	20	249	12.5
10. Mercer	18	221	12.3

STEALS	G	No.	Avg/G
1. Furman	18	165	9.2
2. UNC Greensboro	19	159	8.4
3. The Citadel	17	136	8.0
4. Samford	19	139	7.3
5. ETSU	20	146	7.3
6. Wofford	18	129	7.2
7. Mercer	18	129	7.2
8. VMI	18	121	6.7
9. Western Carolina	20	92	4.6
10. Chattanooga	19	86	4.5

TURNOVER MARGIN	G	Team	Avg.	Opp.	Avg.	Margin
1. UNC Greensboro	19	213	11.2	331	17.4	+6.2
2. Wofford	18	201	11.2	261	14.5	+3.3
3. The Citadel	17	212	12.5	257	15.1	+2.6
4. Furman	18	227	12.6	272	15.1	+2.5
5. Mercer	18	236	13.1	275	15.3	+2.2
6. Samford	19	265	13.9	259	13.6	-0.3
7. VMI	18	240	13.3	231	12.8	-0.5
8. Chattanooga	19	244	12.8	234	12.3	-0.5
9. ETSU	20	306	15.3	293	14.7	-0.7
10. Western Carolina	20	380	19.0	215	10.8	-8.3

ASSIST/TURNOVER RATIO	G	Ast.	Avg.	T/O	Avg.	Ratio
1. The Citadel	17	298	17.5	212	12.5	1.4
2. Wofford	18	277	15.4	201	11.2	1.4
3. Furman	18	298	16.6	227	12.6	1.3
4. UNC Greensboro	19	242	12.7	213	11.2	1.1
5. Chattanooga	19	255	13.4	244	12.8	1.0
6. ETSU	20	319	16.0	306	15.3	1.0
7. VMI	18	246	13.7	240	13.3	1.0
8. Samford	19	260	13.7	265	13.9	1.0
9. Mercer	18	221	12.3	236	13.1	0.9
10. Western Carolina	20	249	12.5	380	19.0	0.7

OFFENSIVE REBOUNDS	G	No.	Avg/G
1. ETSU	20	282	14.1
2. Wofford	18	203	11.3
3. The Citadel	17	191	11.2
4. Furman	18	199	11.1
5. UNC Greensboro	19	202	10.6
6. Western Carolina	20	202	10.1
7. Samford	19	190	10.0
8. Mercer	18	172	9.6
9. VMI	18	162	9.0
10. Chattanooga	19	161	8.5

DEFENSIVE REBOUNDS	G	No.	Avg/G
1. ETSU	20	577	28.9
2. Samford	19	526	27.7
3. The Citadel	17	466	27.4
4. VMI	18	489	27.2
5. Furman	18	481	26.7
6. Chattanooga	19	501	26.4
7. Western Carolina	20	523	26.2
8. Wofford	18	448	24.9
9. Mercer	18	434	24.1
10. UNC Greensboro	19	439	23.1

DEFENSIVE REB PCT.	G	D-Reb	Opp. OR	D-Reb%
1. Wofford	18	448	118	.792
2. ETSU	20	577	159	.784
3. Chattanooga	19	501	171	.746
4. Western Carolina	20	523	179	.745
5. Furman	18	481	175	.733
6. VMI	18	489	183	.728
7. UNC Greensboro	19	439	194	.694
8. Samford	19	526	243	.684
9. Mercer	18	434	211	.673
10. The Citadel	17	466	229	.671

OFFENSIVE REB PCT.	G	O-Reb	Opp. DR	O-Reb%
1. ETSU	20	282	413	.406
2. Wofford	18	203	384	.346
3. Furman	18	199	440	.311
4. UNC Greensboro	19	202	451	.309
5. Western Carolina	20	202	465	.303
6. Samford	19	190	453	.295
7. Mercer	18	172	428	.287
8. The Citadel	17	191	494	.279
9. Chattanooga	19	161	517	.237
10. VMI	18	162	521	.237

2018-19 Southern Conference  
CONFERENCE BASKETBALL STATISTICS  
Through games of Jan 18, 2019 (All games)

3-POINT FG MADE	G	No.	Avg/G
1. The Citadel	17	230	13.5
2. Furman	18	192	10.7
3. Wofford	18	186	10.3
4. VMI	18	175	9.7
5. Chattanooga	19	176	9.3
6. Western Carolina	20	175	8.8
7. ETSU	20	166	8.3
8. UNC Greensboro	19	146	7.7
9. Samford	19	143	7.5
10. Mercer	18	133	7.4

2018-19 Southern Conference  
CONFERENCE BASKETBALL STATISTICS  
Through games of Jan 18, 2019 (All games)

Team	Conference	Pct.	PF	PA	Overall	Pct.	PF	PA	Current unbeaten streak
Wofford	6-0	1.000	84.2	65.0	14-4	.778	83.1	64.3	ETSU -- 8
ETSU	6-1	.857	81.9	71.4	16-4	.800	80.7	66.2	Wofford -- 5
UNC Greensboro	5-1	.833	73.3	71.0	16-3	.842	77.5	66.1	UNC Greensboro -- 2
Furman	4-2	.667	81.0	76.0	15-3	.833	80.9	67.9	Chattanooga -- 2
Chattanooga	4-2	.667	75.2	75.5	9-10	.474	73.3	72.8	Samford -- 1
Samford	2-4	.333	77.8	77.5	12-7	.632	77.2	71.4	
Western Carolina	2-5	.286	73.4	77.3	5-15	.250	69.3	77.6	
The Citadel	1-5	.167	79.5	92.3	9-8	.529	93.4	87.6	
Mercer	1-5	.167	70.5	75.5	6-12	.333	73.4	69.9	
VMI	0-6	.000	69.3	85.7	6-12	.333	74.8	78.9	

TEAM SUMMARIES	G	PF-PA	Avg score	Margin	FG-FGA	Pct.	3FG-FGA	Pct.	FT-FTA	Pct.	RebF	RebA	Margin
Chattanooga	19	1393-1384	73.3-72.8	+0.5	508-1129	.450	176-462	.381	201-297	.677	662	688	-1.4
ETSU	20	1613-1325	80.7-66.2	+14.4	607-1248	.486	166-464	.358	233-343	.679	859	572	+14.3
Furman	18	1457-1222	80.9-67.9	+13.1	531-1124	.472	192-525	.366	203-291	.698	680	615	+3.6
Mercer	18	1321-1259	73.4-69.9	+3.4	463-1013	.457	133-390	.341	262-374	.701	606	639	-1.8
Samford	19	1466-1356	77.2-71.4	+5.8	522-1104	.473	143-371	.385	279-385	.725	716	696	+1.1
The Citadel	17	1587-1489	93.4-87.6	+5.8	554-1200	.462	230-651	.353	249-334	.746	657	723	-3.9
UNC Greensboro	19	1472-1256	77.5-66.1	+11.4	535-1144	.468	146-421	.347	256-356	.719	641	645	-0.2
VMI	18	1347-1420	74.8-78.9	-4.1	472-1118	.422	175-510	.343	228-305	.748	651	704	-2.9
Western Carolina	20	1386-1551	69.3-77.6	-8.2	483-1064	.454	175-494	.354	245-395	.620	725	644	+4.0
Wofford	18	1495-1158	83.1-64.3	+18.7	553-1128	.490	186-473	.393	203-286	.710	651	502	+8.3

ATTENDANCE	Home	Average	Away	Average	Neutral	Average	Total	Average
Chattanooga	8-21995	2749	9-34540	3838	2-0	0	19-56535	2976
ETSU	10-40432	4043	8-39323	4915	2-4011	2006	20-83766	4188
Furman	9-15787	1754	9-35561	3951	0-0	0	18-51348	2853
Mercer	8-18907	2363	9-36095	4011	1-2504	2504	18-57506	3195
Samford	11-11949	1086	8-38895	4862	0-0	0	19-50844	2676
The Citadel	9-6667	741	8-29271	3659	0-0	0	17-35938	2114
UNC Greensboro	9-21632	2404	9-46792	5199	1-172	172	19-68596	3610
VMI	9-6316	702	9-41762	4640	0-0	0	18-48078	2671
Western Carolina	7-8853	1265	11-38937	3540	2-0	0	20-47790	2390
Wofford	10-20256	2026	8-39363	4920	0-0	0	18-59619	3312
Totals	90-172794	1920	88-380539	4324	8-6687	836	186-560020	3011

2018-19 Southern Conference  
INDIVIDUAL BASKETBALL STATISTICS  
Through games of Jan 18, 2019 (All games)

To be ranked, a player must appear in at least 75.0% of their team's games.

SCORING							REBOUNDING						
	Cl	G	FG	3FG	FT	Pts Avg/G		Cl	G	Off	Def	Total	Avg/G
1. Bubba Parham-VMI	So	18	113	62	81	369 20.5	1. Jeromy Rodriguez-ETSU	Jr	20	74	164	238	11.9
2. Lew Stallworth-CIT	Sr	17	121	15	56	313 18.4	2. Carlos Dotson-WCU	Jr	20	61	132	193	9.7
3. Francis Alonso-UNCG	Sr	19	103	53	80	339 17.8	3. Matt Rafferty-FUR	Sr	18	50	113	163	9.1
4. Fletcher Magee-WOF	Sr	18	97	68	55	317 17.6	4. Ruben Guerrero-SAM	Sr	19	61	97	158	8.3
5. Matt Rafferty-FUR	Sr	18	121	2	69	313 17.4	5. Mladen Armus-ETSU	So	20	55	111	166	8.3
6. Jordan Lyons-FUR	Jr	18	105	66	32	308 17.1	6. Cameron Jackson-WOF	Sr	18	55	84	139	7.7
7. Ross Cummings-MER	So	18	92	62	57	303 16.8	7. Zane Najdawi-CIT	Sr	17	44	80	124	7.3
8. Cameron Jackson-WOF	So	18	113	5	47	278 15.4	8. Robert Allen-SAM	Fr	19	31	107	138	7.3
9. Josh Sharkey-SAM	Jr	19	88	19	91	286 15.1	9. Keve Aluma-WOF	So	18	48	71	119	6.6
10. Kevin Easley-UTC	Fr	19	102	36	40	280 14.7	10. Clay Mounce-FUR	So	18	32	86	118	6.6
11. Isaiah Miller-UNCG	So	19	117	11	33	278 14.6	11. Tyler Creamer-VMI	Jr	17	29	82	111	6.5
12. Matt Frierson-CIT	Sr	17	72	71	30	245 14.4	12. Garrett Gilkeson-VMI	Jr	18	29	83	112	6.2
13. Ruben Guerrero-SAM	Sr	19	115	0	43	273 14.4	13. Kevin Easley-UTC	Fr	19	27	91	118	6.2
14. Nathan Hoover-WOF	Jr	18	83	46	40	252 14.0	14. Lew Stallworth-CIT	Sr	17	3	94	97	5.7
15. Zane Najdawi-CIT	Sr	17	81	13	60	235 13.8	15. Jaylen Stowe-MER	Sr	18	24	75	99	5.5
16. Carlos Dotson-WCU	Jr	20	107	0	51	265 13.3	16. Myles Lewis-VMI	So	18	29	64	93	5.2
17. Brandon Austin-SAM	Jr	19	81	54	22	238 12.5	17. Ethan Stair-MER	Jr	18	28	60	88	4.9
18. Kaiden Rice-CIT	So	17	75	49	12	211 12.4	18. Marc Gosselin-WCU	Sr	20	34	63	97	4.9
19. Kameron Gibson-WCU	Fr	20	92	46	18	248 12.4	19. Eric Hamilton-UNCG	Jr	19	30	62	92	4.8
20. Tray Boyd III-ETSU	Jr	20	93	49	8	243 12.2	20. Thomas Smallwood-UTC	Sr	19	19	71	90	4.7
21. Matt Halvorsen-WCU	So	20	67	49	59	242 12.1	Brandon Austin-SAM	Jr	19	14	76	90	4.7
22. Donovan Toatley-UTC	Fr	16	73	12	30	188 11.8							
23. Myron Gordon-SAM	Jr	19	71	16	64	222 11.7							
24. Djordje Dimitrijevic-MER	Jr	18	72	16	49	209 11.6							
25. Jeromy Rodriguez-ETSU	Jr	20	95	0	37	227 11.4							
26. Clay Mounce-FUR	So	18	78	29	19	204 11.3							
27. Jaylen Stowe-MER	Sr	18	70	6	52	198 11.0							
28. Garrett Gilkeson-VMI	Jr	18	66	25	36	193 10.7							
29. Patrick Good-ETSU	So	19	63	54	19	199 10.5							
30. Jerry Johnson Jr.-UTC	Jr	19	67	34	26	194 10.2							

FIELD GOAL PCT						ASSISTS			
	Cl	G	FGM	FGA	Pct.		Cl	G	No. Avg/G
1. Matt Rafferty-FUR	Sr	18	121	188	.644	1. Josh Sharkey-SAM	Jr	19	127 6.7
2. Ruben Guerrero-SAM	Sr	19	115	190	.605	2. Lew Stallworth-CIT	Sr	17	112 6.6
3. Cameron Jackson-WOF	Sr	18	113	187	.604	3. Demetrius Troy-UNCG	Sr	19	80 4.2
4. Carlos Dotson-WCU	Jr	20	107	179	.598	4. Matt Rafferty-FUR	Sr	18	75 4.2
5. Lew Stallworth-CIT	Sr	17	121	219	.553	5. Alex Hunter-FUR	So	18	68 3.8
6. Isaiah Miller-UNCG	So	19	117	222	.527	6. Storm Murphy-WOF	So	17	61 3.6
7. Kevin Easley-UTC	Fr	19	102	223	.457	7. Donovan Toatley-UTC	Fr	16	56 3.5
8. Ross Cummings-MER	So	18	92	207	.444	8. Bubba Parham-VMI	So	18	62 3.4
9. Francis Alonso-UNCG	Sr	19	103	244	.422	9. Marcus Cohen-MER	So	16	55 3.4
10. Bubba Parham-VMI	So	18	113	274	.412	10. Isaiah Tisdale-ETSU	Jr	19	61 3.2
11. Fletcher Magee-WOF	Sr	18	97	249	.390	11. Greg Parham-VMI	So	18	51 2.8
12. Jordan Lyons-FUR	Jr	18	105	273	.385	12. Matt Halvorsen-WCU	So	20	53 2.7
						13. Jeromy Rodriguez-ETSU	Jr	20	49 2.5
						14. Garrett Gilkeson-VMI	Jr	18	44 2.4
						Ryan Larson-WOF	Fr	18	44 2.4

2018-19 Southern Conference  
INDIVIDUAL BASKETBALL STATISTICS  
Through games of Jan 18, 2019 (All games)

FREE THROW PCT					CI	G	FTM	FTA	Pct.
1.	Fletcher Magee-WOF	Sr	18	55	60	.917			
2.	Francis Alonso-UNCG	Sr	19	80	89	.899			
3.	Myron Gordon-SAM	Jr	19	64	73	.877			
4.	Djordje Dimitrijevic-MER	Jr	18	49	57	.860			
5.	Matt Halvorsen-WCU	So	20	59	70	.843			
6.	Ross Cummings-MER	So	18	57	71	.803			
7.	Bubba Parham-VMI	So	18	81	103	.786			
8.	Zane Najdawi-CIT	Sr	17	60	78	.769			
9.	Josh Sharkey-SAM	Jr	19	91	119	.765			
10.	Matt Rafferty-FUR	Sr	18	69	94	.734			
11.	Jaylen Stowe-MER	Sr	18	52	74	.703			
12.	Lew Stallworth-CIT	Sr	17	56	80	.700			
13.	Cameron Jackson-WOF	Sr	18	47	74	.635			
14.	Carlos Dotson-WCU	Jr	20	51	105	.486			

STEALS				CI	G	No.	Avg/G
1.	Josh Sharkey-SAM	Jr	19	51	2.7		
2.	Isaiah Miller-UNCG	So	19	49	2.6		
3.	Matt Rafferty-FUR	Sr	18	46	2.6		
4.	Ethan Stair-MER	Jr	18	34	1.9		
5.	Garrett Gilkeson-VMI	Jr	18	30	1.7		
6.	Cameron Jackson-WOF	Sr	18	28	1.6		
7.	Greg Parham-VMI	So	18	23	1.3		
	Jordan Lyons-FUR	Jr	18	23	1.3		
9.	Demetrius Troy-UNCG	Sr	19	24	1.3		
10.	Jeromy Rodriguez-ETSU	Jr	20	24	1.2		
11.	Matt Frierson-CIT	Sr	17	20	1.2		
12.	Jaylen Stowe-MER	Sr	18	21	1.2		
13.	Zane Najdawi-CIT	Sr	17	19	1.1		
14.	Alex Hunter-FUR	So	18	20	1.1		
15.	Tre Clark-FUR	So	18	19	1.1		

3-POINT FG PCT					CI	G	3FG	FGA	Pct.
1.	Kevin Nolan-SAM	So	17	28	54	.519			
2.	Clay Mounce-FUR	So	18	29	61	.475			
3.	Kyrin Galloway-UNCG	Jr	19	31	69	.449			
4.	Nathan Hoover-WOF	Jr	18	46	104	.442			
5.	Kevin Easley-UTC	Fr	19	36	82	.439			
6.	Ross Cummings-MER	So	18	62	142	.437			
7.	Brandon Austin-SAM	Jr	19	54	124	.435			
8.	Kameron Gibson-WCU	Fr	20	46	112	.411			
9.	Matt Frierson-CIT	Sr	17	71	177	.401			
10.	Bubba Parham-VMI	So	18	62	156	.397			
11.	Patrick Good-ETSU	So	19	54	139	.388			
12.	Connor Kern-CIT	Sr	16	24	63	.381			
13.	Francis Alonso-UNCG	Sr	19	53	141	.376			
14.	Tray Boyd III-ETSU	Jr	20	49	132	.371			
15.	Fletcher Magee-WOF	Sr	18	68	184	.370			

3-POINT FG MADE				CI	G	3FG	Avg/G
1.	Matt Frierson-CIT	Sr	17	71	4.2		
2.	Fletcher Magee-WOF	Sr	18	68	3.8		
3.	Jordan Lyons-FUR	Jr	18	66	3.7		
4.	Ross Cummings-MER	So	18	62	3.4		
	Bubba Parham-VMI	So	18	62	3.4		
6.	Kaiden Rice-CIT	So	17	49	2.9		
7.	Patrick Good-ETSU	So	19	54	2.8		
	Brandon Austin-SAM	Jr	19	54	2.8		
9.	Francis Alonso-UNCG	Sr	19	53	2.8		
10.	Nathan Hoover-WOF	Jr	18	46	2.6		
11.	Matt Halvorsen-WCU	So	20	49	2.5		
	Tray Boyd III-ETSU	Jr	20	49	2.5		
13.	Kameron Gibson-WCU	Fr	20	46	2.3		
14.	Kevin Easley-UTC	Fr	19	36	1.9		
15.	Onno Steger-WCU	Jr	20	37	1.9		

BLOCKED SHOTS				CI	G	No.	Avg/G
1.	Zane Najdawi-CIT	Sr	17	36	2.1		
2.	Ruben Guerrero-SAM	Sr	19	39	2.1		
3.	Matt Rafferty-FUR	Sr	18	24	1.3		
4.	Clay Mounce-FUR	So	18	21	1.2		
5.	Mladen Armus-ETSU	So	20	23	1.2		
6.	Cameron Jackson-WOF	Sr	18	19	1.1		
7.	Kyrin Galloway-UNCG	Jr	19	18	0.9		
8.	Jeromy Rodriguez-ETSU	Jr	20	17	0.9		
9.	Victor Bafutto-MER	So	18	14	0.8		
10.	Fardaws Aimaq-MER	Fr	16	11	0.7		
11.	Robert Allen-SAM	Fr	19	13	0.7		
12.	Jake Stephens-VMI	Fr	18	12	0.7		
13.	Matt Pegram-WOF	Sr	18	11	0.6		
14.	Justin Brown-UTC	Fr	19	11	0.6		
	Thomas Smallwood-UTC	Sr	19	11	0.6		

ASSIST/TURNOVER RATIO					CI	G	Ast.	T/O	Ratio
1.	Alex Hunter-FUR	So	18	68	22	3.1			
2.	Isaiah Tisdale-ETSU	Jr	19	61	20	3.1			
3.	Storm Murphy-WOF	So	17	61	24	2.5			
4.	Demetrius Troy-UNCG	Sr	19	80	33	2.4			
5.	Lew Stallworth-CIT	Sr	17	112	54	2.1			
6.	Matt Rafferty-FUR	Sr	18	75	37	2.0			
7.	Marcus Cohen-MER	So	16	55	34	1.6			
8.	Donovann Toatley-UTC	Fr	16	56	36	1.6			
9.	Josh Sharkey-SAM	Jr	19	127	85	1.5			
10.	Bubba Parham-VMI	So	18	62	55	1.1			

2018-19 Southern Conference  
INDIVIDUAL BASKETBALL STATISTICS  
Through games of Jan 18, 2019 (All games)

OFFENSIVE REBOUNDS			
	Cl	G	No. Avg/G
1. Jeromy Rodriguez-ETSU	Jr	20	74 3.7
2. Ruben Guerrero-SAM	Sr	19	61 3.2
3. Cameron Jackson-WOF	Sr	18	55 3.1
4. Carlos Dotson-WCU	Jr	20	61 3.1
5. Matt Rafferty-FUR	Sr	18	50 2.8
6. Mladen Armus-ETSU	So	20	55 2.8
7. Keve Aluma-WOF	So	18	48 2.7
8. Zane Najdawi-CIT	Sr	17	44 2.6
9. Fardaws Aimaq-MER	Fr	16	30 1.9
10. Clay Mounce-FUR	So	18	32 1.8
Chevez Goodwin-WOF	So	18	32 1.8
12. Tyler Creammer-VMI	Jr	17	29 1.7
13. Marc Gosselin-WCU	Sr	20	34 1.7
14. Robert Allen-SAM	Fr	19	31 1.6
15. Garrett Gilkeson-VMI	Jr	18	29 1.6
Myles Lewis-VMI	So	18	29 1.6

DEFENSIVE REBOUNDS			
	Cl	G	No. Avg/G
1. Jeromy Rodriguez-ETSU	Jr	20	164 8.2
2. Carlos Dotson-WCU	Jr	20	132 6.6
3. Matt Rafferty-FUR	Sr	18	113 6.3
4. Robert Allen-SAM	Fr	19	107 5.6
5. Mladen Armus-ETSU	So	20	111 5.6
6. Lew Stallworth-CIT	Sr	17	94 5.5
7. Ruben Guerrero-SAM	Sr	19	97 5.1
8. Tyler Creammer-VMI	Jr	17	82 4.8
9. Kevin Easley-UTC	Fr	19	91 4.8
10. Clay Mounce-FUR	So	18	86 4.8
11. Zane Najdawi-CIT	Sr	17	80 4.7
12. Cameron Jackson-WOF	Sr	18	84 4.7
13. Garrett Gilkeson-VMI	Jr	18	83 4.6
14. Jaylen Stowe-MER	Sr	18	75 4.2
15. Brandon Austin-SAM	Jr	19	76 4.0

MINUTES PLAYED			
	Cl	G	No. Avg/G
1. Josh Sharkey-SAM	Jr	19	650 34.2
2. Matt Rafferty-FUR	Sr	18	608 33.8
3. Alex Hunter-FUR	So	18	606 33.7
4. Bubba Parham-VMI	So	18	599 33.3
5. Matt Halvorsen-WCU	So	20	663 33.2
6. Ethan Stair-MER	Jr	18	591 32.8
7. Garrett Gilkeson-VMI	Jr	18	581 32.3
8. Jordan Lyons-FUR	Jr	18	580 32.2
9. Ross Cummings-MER	So	18	575 31.9
10. Lew Stallworth-CIT	Sr	17	535 31.5



2018-19 Southern Conference  
Conference Team Highs  
Through games of Jan 18, 2019 (All games)

TEAM HIGHS (highest totals made by)

Points	148	The Citadel vs Mid-Atl. Christian (11/12/18)
	137	The Citadel vs Johnson (11/14/18)
	127	The Citadel vs Johnson & Wales (12/05/18)
	112	The Citadel vs High Point (11/27/18)
	112	Wofford vs Kentucky Christian (12/06/18)
	112	Wofford vs The Citadel (01/03/19)
Margin	78 (111-33)	UNC Greensboro vs Greensboro College (11/27/18)
	77 (137-60)	The Citadel vs Johnson (11/14/18)
	73 (148-75)	The Citadel vs Mid-Atl. Christian (11/12/18)
	65 (109-44)	ETSU vs Hiwassee (11/08/18)
	64 (98-34)	VMI vs Goucher (11/11/18)
Field goals made	57	The Citadel vs Mid-Atl. Christian (11/12/18)
	47	The Citadel vs Johnson (11/14/18)
	46	ETSU vs Hiwassee (11/08/18)
	46	The Citadel vs Johnson & Wales (12/05/18)
	45	Wofford vs Kentucky Christian (12/06/18)
Field goal attempts	98	The Citadel vs Mid-Atl. Christian (11/12/18)
	88	The Citadel vs Johnson & Wales (12/05/18)
	85	The Citadel vs Johnson (11/14/18)
	81	Samford vs Belmont (11/29/18)
	81	Wofford vs Kentucky Christian (12/06/18)
Field goal percentage	.672 (43-64)	Wofford vs The Citadel (01/03/19)
	.623 (38-61)	Samford vs North Alabama (11/06/18)
	.623 (38-61)	The Citadel vs High Point (11/27/18)
	.613 (46-75)	ETSU vs Hiwassee (11/08/18)
	.610 (36-59)	ETSU vs Chattanooga (01/05/19)
3-Pt FG made	23	The Citadel vs Mid-Atl. Christian (11/12/18)
	23	The Citadel vs High Point (11/27/18)
	21	Furman vs North Greenville (11/15/18)
	19	UNC Greensboro at LSU (11/09/18)
	19	VMI at Kentucky (11/18/18)
3-Pt FG attempts	51	The Citadel vs Mid-Atl. Christian (11/12/18)
	49	Furman vs North Greenville (11/15/18)
	48	The Citadel vs Johnson (11/14/18)
	46	Furman vs UNCW (12/15/18)
	46	The Citadel at Samford (01/17/19)
3-Pt percentage	.591 (13-22)	Wofford at Mississippi State (12/19/18)
	.577 (15-26)	Wofford vs The Citadel (01/03/19)
	.576 (19-33)	UNC Greensboro at LSU (11/09/18)
	.575 (23-40)	The Citadel vs High Point (11/27/18)
	.556 (10-18)	Samford vs Jacksonville State (11/09/18)
	.556 (10-18)	Furman at UNC Greensboro (01/12/19)
Free throws made	32	ETSU vs Reinhardt (12/03/18)
	29	Western Carolina vs Hiwassee (11/17/18)
	27	Mercer vs Piedmont (11/09/18)
	27	UNC Greensboro at Samford (12/22/18)
	26	Samford vs Jacksonville State (11/09/18)
	26	Wofford vs Coastal Carolina (12/09/18)
Free throw attempts	40	Mercer vs Piedmont (11/09/18)
	39	ETSU vs Reinhardt (12/03/18)
	38	Western Carolina vs Hiwassee (11/17/18)
	36	UNC Greensboro at Samford (12/22/18)
	35	Samford vs Jacksonville State (11/09/18)
Free throw percentage	1.000 (11-11)	VMI at Presbyterian (12/12/18)
	1.000 (5-5)	VMI at Kentucky (11/18/18)

	1.000	(3-3)	ETSU at Creighton (11/11/18)
	.941	(16-17)	Furman at VMI (01/10/19)
	.917	(11-12)	ETSU at Mercer (01/12/19)
Rebounds	64		ETSU vs Reinhardt (12/03/18)
	63		The Citadel vs Mid-Atl. Christian (11/12/18)
	62		The Citadel vs Johnson (11/14/18)
	56		ETSU vs Hiwassee (11/08/18)
	56		Western Carolina vs Hiwassee (11/17/18)
Assists	37		The Citadel vs Mid-Atl. Christian (11/12/18)
	28		The Citadel vs Johnson (11/14/18)
	27		The Citadel vs High Point (11/27/18)
	27		UNC Greensboro vs Greensboro College (11/27/18)
	27		The Citadel vs Johnson & Wales (12/05/18)
	27		Wofford vs Kentucky Christian (12/06/18)
Steals	23		UNC Greensboro vs Greensboro College (11/27/18)
	20		Wofford vs Mars Hill (11/23/18)
	18		VMI vs Goucher (11/11/18)
	16		The Citadel vs Johnson (11/14/18)
	15		UNC Greensboro vs Johnson & Wales (11/16/18)
	15		The Citadel vs Western Carolina (01/12/19)
Blocked shots	14		The Citadel vs Johnson (11/14/18)
	9		UNC Greensboro at North Carolina A&T (11/06/18)
	9		Mercer vs Piedmont (11/09/18)
	8		The Citadel vs High Point (11/27/18)
	8		Furman vs Western Carolina (12/01/18)
Turnovers	35		Western Carolina vs Jacksonville State (11/20/18)
	33		Western Carolina at NC State (12/05/18)
	29		Western Carolina at The Citadel (01/12/19)
	26		Western Carolina at Iowa (12/18/18)
	23		Mercer at NC State (11/24/18)
Fouls	29		Western Carolina at Wake Forest (11/27/18)
	28		Samford vs Jacksonville State (11/09/18)
	28		Mercer at NC State (11/24/18)
	27		Western Carolina vs Hiwassee (11/17/18)
	26		UNC Greensboro at LSU (11/09/18)
	26		VMI at Kentucky (11/18/18)
	26		ETSU vs Wyoming (12/21/18)
	26		Western Carolina at The Citadel (01/12/19)

2018-19 Southern Conference  
Conference Individual Highs  
Through games of Jan 18, 2019 (All games)

INDIVIDUAL PLAYER GAME HIGHS

Points	54		Jordan Lyons (Furman) vs North Greenville (11/15/18)
	36		Ross Cummings (Mercer) vs Western Carolina (01/10/19)
	35		Bubba Parham (VMI) at Kentucky (11/18/18)
	34		Kameron Gibson (Western Carolina) at SMU (11/14/18)
	33		Bubba Parham (VMI) vs Kentucky Christian (11/20/18)
Field goals made	15		Jordan Lyons (Furman) vs North Greenville (11/15/18)
	12		Kyrin Galloway (UNC Greensboro) at LSU (11/09/18)
	12		Kameron Gibson (Western Carolina) at SMU (11/14/18)
	12		Carlos Dotson (Western Carolina) at Furman (12/01/18)
	12		Ross Cummings (Mercer) vs Western Carolina (01/10/19)
	12		Lew Stallworth (The Citadel) vs Western Carolina (01/12/19)
Field goal attempts	35		Jordan Lyons (Furman) vs North Greenville (11/15/18)
	26		Jordan Lyons (Furman) vs Western Carolina (12/01/18)
	24		Bubba Parham (VMI) at Stetson (11/23/18)
	23		Fletcher Magee (Wofford) vs North Carolina (11/06/18)
	21		Bubba Parham (VMI) vs Kentucky Christian (11/20/18)
	21		Tray Boyd III (ETSU) vs Samford (01/03/19)
	21		Francis Alonso (UNC Greensboro) at Western Carolina (01/17/19)
Field goal percentage	.889	(8-9)	Daivien Williamson (ETSU) at Illinois (12/15/18)
	.857	(12-14)	Kyrin Galloway (UNC Greensboro) at LSU (11/09/18)
	.833	(10-12)	Zane Najdawi (The Citadel) vs Johnson & Wales (12/05/18)
	.818	(9-11)	Matt Rafferty (Furman) vs Bob Jones (11/06/18)
	.818	(9-11)	Cameron Jackson (Wofford) vs Coppin State (11/21/18)
	.818	(9-11)	Matt Rafferty (Furman) at Elon (12/04/18)
3-Pt FG made	15		Jordan Lyons (Furman) vs North Greenville (11/15/18)
	10		Matt Frierson (The Citadel) vs Johnson (11/14/18)
	10		Bubba Parham (VMI) at Kentucky (11/18/18)
	9		Nathan Hoover (Wofford) at South Carolina (11/26/18)
	8		Kyrin Galloway (UNC Greensboro) at LSU (11/09/18)
	8		Kameron Gibson (Western Carolina) at SMU (11/14/18)
	8		Kaiden Rice (The Citadel) vs High Point (11/27/18)
	8		Ross Cummings (Mercer) vs Brewton-Parker (11/27/18)
	8		Fletcher Magee (Wofford) vs Kentucky Christian (12/06/18)
	8		Matt Frierson (The Citadel) at Samford (01/17/19)
3-Pt FG attempts	34		Jordan Lyons (Furman) vs North Greenville (11/15/18)
	17		Jordan Lyons (Furman) vs Western Carolina (12/01/18)
	16		Fletcher Magee (Wofford) vs North Carolina (11/06/18)
	16		Matt Frierson (The Citadel) vs Johnson (11/14/18)
	16		Bubba Parham (VMI) at Kentucky (11/18/18)
3-Pt percentage	1.000	(5-5)	Josh Sharkey (Samford) vs Houston Baptist (12/17/18)
	1.000	(5-5)	Kevin Easley (Chattanooga) at Western Carolina (01/03/19)
	.833	(5-6)	Kevin Easley (Chattanooga) at Michigan (11/23/18)
	.833	(5-6)	Connor Kern (The Citadel) vs High Point (11/27/18)
	.833	(5-6)	Kevidon Nolan (Samford) vs VMI (12/29/18)
	.833	(5-6)	Ross Cummings (Mercer) at Chattanooga (01/17/19)
Free throws made	17		Francis Alonso (UNC Greensboro) at Samford (12/22/18)
	12		Bubba Parham (VMI) vs American (11/27/18)
	11		Djordje Dimitrijevic (Mercer) at NC State (11/24/18)
	11		Eric Hamilton (UNC Greensboro) vs Coppin State (12/12/18)
	10		Josh Sharkey (Samford) vs Jacksonville State (11/09/18)
	10		Zane Najdawi (The Citadel) vs Johnson (11/14/18)
	10		Bubba Parham (VMI) vs Kentucky Christian (11/20/18)
	10		Nathan Hoover (Wofford) vs Coastal Carolina (12/09/18)
	10		Myron Gordon (Samford) vs UNC Greensboro (12/22/18)
	10		Matt Rafferty (Furman) at UNC Greensboro (01/12/19)

Free throw attempts	21	Francis Alonso (UNC Greensboro) at Samford (12/22/18)
	15	Eric Hamilton (UNC Greensboro) vs Coppin State (12/12/18)
	14	Bubba Parham (VMI) vs American (11/27/18)
	13	Carlos Dotson (Western Carolina) at NC State (12/05/18)
	12	Jordan Lyons (Furman) vs North Greenville (11/15/18)
Free throw percentage	1.000 (11-11)	Djordje Dimitrijevic (Mercer) at NC State (11/24/18)
	1.000 (10-10)	Zane Najdawi (The Citadel) vs Johnson (11/14/18)
	1.000 (10-10)	Nathan Hoover (Wofford) vs Coastal Carolina (12/09/18)
	1.000 (10-10)	Matt Rafferty (Furman) at UNC Greensboro (01/12/19)
	1.000 (9-9)	Matt Frierson (The Citadel) at Campbell (12/18/18)
	1.000 (8-8)	Donovann Toatley (Chattanooga) at Charlotte (11/06/18)
	1.000 (8-8)	Francis Alonso (UNC Greensboro) vs Johnson & Wales (11/16/18)
	1.000 (8-8)	Matt Halvorsen (Western Carolina) vs Hiwassee (11/17/18)
	1.000 (8-8)	Daivien Williamson (ETSU) vs Reinhardt (12/03/18)
	1.000 (8-8)	Matt Halvorsen (Western Carolina) vs Chattanooga (01/03/19)
Rebounds	19	Jeromy Rodriguez (ETSU) vs Samford (01/03/19)
	18	Thomas Smallwood (Chattanooga) vs Cumberland (11/13/18)
	18	Jeromy Rodriguez (ETSU) at Mercer (01/12/19)
	17	Matt Rafferty (Furman) at Villanova (11/17/18)
	17	Jeromy Rodriguez (ETSU) at Georgia Southern (11/27/18)
Assists	17	Mladen Armus (ETSU) vs Samford (01/03/19)
	14	Josh Sharkey (Samford) at ETSU (01/03/19)
	13	Lew Stallworth (The Citadel) vs Johnson (11/14/18)
	12	Lew Stallworth (The Citadel) vs High Point (11/27/18)
	10	Greg Parham (VMI) vs Washington College (11/06/18)
	10	Josh Sharkey (Samford) vs Jacksonville State (11/09/18)
	10	Quayson Williams (The Citadel) vs Mid-Atl. Christian (11/12/18)
	10	Josh Sharkey (Samford) vs Kennesaw State (11/12/18)
	10	Alex Hunter (Furman) vs Western Carolina (12/01/18)
	10	Lew Stallworth (The Citadel) vs Johnson & Wales (12/05/18)
Steals	10	Donovann Toatley (Chattanooga) at Ole Miss (12/16/18)
	8	Josh Sharkey (Samford) vs Jacksonville State (11/09/18)
	7	Josh Sharkey (Samford) at Purdue Fort Wayne (11/23/18)
	7	Matt Rafferty (Furman) at VMI (01/10/19)
	6	Ta'Vonne Bond (VMI) vs Goucher (11/11/18)
	6	Tray Hollowell (Wofford) vs Mars Hill (11/23/18)
	6	Josh Sharkey (Samford) vs UNC Greensboro (12/22/18)
Blocked shots	6	Isaiah Miller (UNC Greensboro) vs Chattanooga (12/29/18)
	7	James Dickey (UNC Greensboro) at North Carolina A&T (11/06/18)
	6	Zane Najdawi (The Citadel) vs Johnson (11/14/18)
	5	Octavion Corley (ETSU) vs Hiwassee (11/08/18)
	4	Ruben Guerrero (Samford) vs North Alabama (11/06/18)
	4	Victor Bafutto (Mercer) vs Piedmont (11/09/18)
	4	Kyrin Galloway (UNC Greensboro) at LSU (11/09/18)
	4	Matt Rafferty (Furman) at Villanova (11/17/18)
	4	Ruben Guerrero (Samford) vs Belmont (11/29/18)
	4	Matt Rafferty (Furman) vs Western Carolina (12/01/18)
Turnovers	4	Ruben Guerrero (Samford) vs Houston Baptist (12/17/18)
	4	Ruben Guerrero (Samford) vs VMI (12/29/18)
	4	James Dickey (UNC Greensboro) vs Furman (01/12/19)
	9	Carlos Dotson (Western Carolina) vs Jacksonville State (11/20/18)
	8	Josh Sharkey (Samford) at ETSU (01/03/19)
	7	Josh Sharkey (Samford) vs North Alabama (11/06/18)
	7	Matt Halvorsen (Western Carolina) at SMU (11/14/18)
	7	Lew Stallworth (The Citadel) at Texas (11/16/18)
	7	James Harrison (ETSU) vs Reinhardt (12/03/18)
	7	Marc Gosselin (Western Carolina) at NC State (12/05/18)
7	Matt Halvorsen (Western Carolina) at NC State (12/05/18)	

7	Francis Alonso (UNC Greensboro) at Elon (12/07/18)
7	Josh Sharkey (Samford) at Alabama A&M (12/09/18)
7	Josh Sharkey (Samford) at Tennessee (12/19/18)

2018-19 Southern Conference  
CONFERENCE BASKETBALL STATISTICS  
Through games of Jan 18, 2019 (Conference games only)

SCORING OFFENSE	G	W-L	Pts	Avg/G
1. Wofford	6	6-0	505	84.2
2. ETSU	7	6-1	573	81.9
3. Furman	6	4-2	486	81.0
4. The Citadel	6	1-5	477	79.5
5. Samford	6	2-4	467	77.8
6. Chattanooga	6	4-2	451	75.2
7. Western Carolina	7	2-5	514	73.4
8. UNC Greensboro	6	5-1	440	73.3
9. Mercer	6	1-5	423	70.5
10. VMI	6	0-6	416	69.3

SCORING DEFENSE	G	Pts	Avg/G
1. Wofford	6	390	65.0
2. UNC Greensboro	6	426	71.0
3. ETSU	7	500	71.4
4. Mercer	6	453	75.5
Chattanooga	6	453	75.5
6. Furman	6	456	76.0
7. Western Carolina	7	541	77.3
8. Samford	6	465	77.5
9. VMI	6	514	85.7
10. The Citadel	6	554	92.3

SCORING MARGIN	G	Offense	Defense	Margin
1. Wofford	6	84.2	65.0	+19.2
2. ETSU	7	81.9	71.4	+10.4
3. Furman	6	81.0	76.0	+5.0
4. UNC Greensboro	6	73.3	71.0	+2.3
5. Samford	6	77.8	77.5	+0.3
6. Chattanooga	6	75.2	75.5	-0.3
7. Western Carolina	7	73.4	77.3	-3.9
8. Mercer	6	70.5	75.5	-5.0
9. The Citadel	6	79.5	92.3	-12.8
10. VMI	6	69.3	85.7	-16.3

FREE THROW PCT	G	FTM	FTA	Pct.
1. VMI	6	68	88	.773
2. The Citadel	6	69	91	.758
3. UNC Greensboro	6	103	136	.757
4. Furman	6	82	112	.732
5. Samford	6	90	124	.726
6. Wofford	6	76	105	.724
7. Mercer	6	77	112	.688
8. ETSU	7	73	108	.676
9. Western Carolina	7	98	148	.662
10. Chattanooga	6	67	102	.657

FIELD GOAL PERCENTAGE	G	FGM	FGA	Pct.
1. Wofford	6	188	353	.533
2. ETSU	7	221	440	.502
3. Chattanooga	6	162	336	.482
4. Samford	6	165	357	.462
5. Western Carolina	7	178	387	.460
6. Furman	6	172	375	.459
7. Mercer	6	151	335	.451
8. VMI	6	148	351	.422
9. UNC Greensboro	6	149	357	.417
10. The Citadel	6	167	419	.399

FIELD GOAL PCT DEFENSE	G	FGM	FGA	Pct.
1. ETSU	7	178	414	.430
2. Wofford	6	133	308	.432
3. Samford	6	164	371	.442
4. Furman	6	169	376	.449
5. Western Carolina	7	195	432	.451
6. Chattanooga	6	165	361	.457
7. Mercer	6	160	348	.460
8. VMI	6	185	388	.477
9. UNC Greensboro	6	149	307	.485
10. The Citadel	6	203	405	.501

3-POINT FG PCT	G	3FGM	3FGA	Pct.
1. Chattanooga	6	60	143	.420
2. Wofford	6	53	135	.393
3. Samford	6	47	123	.382
4. ETSU	7	58	158	.367
5. Furman	6	60	168	.357
6. Western Carolina	7	60	175	.343
7. Mercer	6	44	130	.338
8. VMI	6	52	157	.331
9. The Citadel	6	74	233	.318
10. UNC Greensboro	6	39	123	.317

3-POINT FG PCT DEFENSE	G	3FGM	3FGA	Pct.
1. Western Carolina	7	47	167	.281
2. Furman	6	51	161	.317
3. ETSU	7	60	180	.333
4. Wofford	6	48	136	.353
5. Chattanooga	6	40	109	.367
6. Samford	6	67	182	.368
7. Mercer	6	64	172	.372
8. VMI	6	56	150	.373
9. The Citadel	6	74	191	.387
10. UNC Greensboro	6	40	97	.412

REBOUNDING OFFENSE	G	Rebounds	Avg/G
1. ETSU	7	277	39.6
2. Western Carolina	7	266	38.0
Furman	6	228	38.0
4. Samford	6	216	36.0
5. VMI	6	212	35.3
6. Wofford	6	204	34.0
7. The Citadel	6	200	33.3
8. UNC Greensboro	6	198	33.0
9. Chattanooga	6	189	31.5
10. Mercer	6	178	29.7

REBOUNDING DEFENSE	G	Rebounds	Avg/G
1. Wofford	6	149	24.8
2. ETSU	7	201	28.7
3. UNC Greensboro	6	202	33.7
4. Western Carolina	7	241	34.4
5. Furman	6	208	34.7
6. Chattanooga	6	222	37.0
7. Samford	6	224	37.3
VMI	6	224	37.3
9. Mercer	6	226	37.7
10. The Citadel	6	271	45.2

2018-19 Southern Conference  
CONFERENCE BASKETBALL STATISTICS  
Through games of Jan 18, 2019 (Conference games only)

REBOUNDING MARGIN					
	G	Team	Avg.	Opp.	Avg. Margin
1. ETSU	7	277	39.6	201	28.7 +10.9
2. Wofford	6	204	34.0	149	24.8 +9.2
3. Western Carolina	7	266	38.0	241	34.4 +3.6
4. Furman	6	228	38.0	208	34.7 +3.3
5. UNC Greensboro	6	198	33.0	202	33.7 -0.7
6. Samford	6	216	36.0	224	37.3 -1.3
7. VMI	6	212	35.3	224	37.3 -2.0
8. Chattanooga	6	189	31.5	222	37.0 -5.5
9. Mercer	6	178	29.7	226	37.7 -8.0
10. The Citadel	6	200	33.3	271	45.2 -11.8

BLOCKED SHOTS			
	G	No.	Avg/G
1. ETSU	7	34	4.9
2. Furman	6	23	3.8
The Citadel	6	23	3.8
4. Chattanooga	6	21	3.5
UNC Greensboro	6	21	3.5
6. Samford	6	20	3.3
7. Wofford	6	17	2.8
8. Western Carolina	7	15	2.1
9. Mercer	6	11	1.8
10. VMI	6	9	1.5

ASSISTS			
	G	No.	Avg/G
1. ETSU	7	117	16.7
2. Wofford	6	96	16.0
3. Samford	6	89	14.8
4. Furman	6	87	14.5
5. The Citadel	6	85	14.2
6. Chattanooga	6	84	14.0
7. Western Carolina	7	91	13.0
8. VMI	6	76	12.7
9. UNC Greensboro	6	62	10.3
10. Mercer	6	61	10.2

STEALS			
	G	No.	Avg/G
1. Samford	6	52	8.7
2. UNC Greensboro	6	48	8.0
Furman	6	48	8.0
The Citadel	6	48	8.0
5. Mercer	6	44	7.3
6. ETSU	7	48	6.9
7. Wofford	6	39	6.5
8. VMI	6	34	5.7
9. Western Carolina	7	30	4.3
10. Chattanooga	6	21	3.5

TURNOVER MARGIN					
	G	Team	Avg.	Opp.	Avg. Margin
1. UNC Greensboro	6	66	11.0	101	16.8 +5.8
2. The Citadel	6	70	11.7	89	14.8 +3.2
3. Wofford	6	70	11.7	88	14.7 +3.0
4. Mercer	6	68	11.3	84	14.0 +2.7
5. Samford	6	72	12.0	83	13.8 +1.8
6. Furman	6	83	13.8	78	13.0 -0.8
7. Chattanooga	6	69	11.5	63	10.5 -1.0
8. ETSU	7	97	13.9	89	12.7 -1.1
9. VMI	6	97	16.2	65	10.8 -5.3
10. Western Carolina	7	121	17.3	73	10.4 -6.9

ASSIST/TURNOVER RATIO						
	G	Ast.	Avg.	T/O	Avg.	Ratio
1. Wofford	6	96	16.0	70	11.7	1.4
2. Samford	6	89	14.8	72	12.0	1.2
3. Chattanooga	6	84	14.0	69	11.5	1.2
4. The Citadel	6	85	14.2	70	11.7	1.2
5. ETSU	7	117	16.7	97	13.9	1.2
6. Furman	6	87	14.5	83	13.8	1.0
7. UNC Greensboro	6	62	10.3	66	11.0	0.9
8. Mercer	6	61	10.2	68	11.3	0.9
9. VMI	6	76	12.7	97	16.2	0.8
10. Western Carolina	7	91	13.0	121	17.3	0.8

OFFENSIVE REBOUNDS			
	G	No.	Avg/G
1. ETSU	7	89	12.7
2. UNC Greensboro	6	74	12.3
3. Western Carolina	7	76	10.9
4. Furman	6	65	10.8
5. The Citadel	6	63	10.5
6. Wofford	6	62	10.3
7. Samford	6	59	9.8
8. Mercer	6	52	8.7
9. VMI	6	44	7.3
10. Chattanooga	6	39	6.5

DEFENSIVE REBOUNDS			
	G	No.	Avg/G
1. VMI	6	168	28.0
2. Furman	6	163	27.2
3. Western Carolina	7	190	27.1
4. ETSU	7	188	26.9
5. Samford	6	157	26.2
6. Chattanooga	6	150	25.0
7. Wofford	6	142	23.7
8. The Citadel	6	137	22.8
9. Mercer	6	126	21.0
10. UNC Greensboro	6	124	20.7

DEFENSIVE REB PCT.				
	G	D-Reb	Opp. OR	D-Reb%
1. Wofford	6	142	38	.789
2. ETSU	7	188	59	.761
3. VMI	6	168	55	.753
4. Furman	6	163	57	.741
5. Western Carolina	7	190	76	.714
6. Chattanooga	6	150	62	.708
7. Samford	6	157	67	.701
8. UNC Greensboro	6	124	53	.701
9. The Citadel	6	137	78	.637
10. Mercer	6	126	78	.618

OFFENSIVE REB PCT.				
	G	O-Reb	Opp. DR	O-Reb%
1. ETSU	7	89	142	.385
2. Wofford	6	62	111	.358
3. UNC Greensboro	6	74	149	.332
4. Western Carolina	7	76	165	.315
5. Furman	6	65	151	.301
6. Samford	6	59	157	.273
7. Mercer	6	52	148	.260
8. The Citadel	6	63	193	.246
9. VMI	6	44	169	.207
10. Chattanooga	6	39	160	.196

2018-19 Southern Conference  
CONFERENCE BASKETBALL STATISTICS  
Through games of Jan 18, 2019 (Conference games only)

3-POINT FG MADE	G	No.	Avg/G
1. The Citadel	6	74	12.3
2. Furman	6	60	10.0
Chattanooga	6	60	10.0
4. Wofford	6	53	8.8
5. VMI	6	52	8.7
6. Western Carolina	7	60	8.6
7. ETSU	7	58	8.3
8. Samford	6	47	7.8
9. Mercer	6	44	7.3
10. UNC Greensboro	6	39	6.5



2018-19 Southern Conference  
CONFERENCE BASKETBALL STATISTICS  
Through games of Jan 18, 2019 (Conference games only)

Team	Conference	Pct.	PF	PA	Overall	Pct.	PF	PA	Current unbeaten streak
Wofford	6-0	1.000	84.2	65.0	6-0	1.000	84.2	65.0	ETSU -- 6
ETSU	6-1	.857	81.9	71.4	6-1	.857	81.9	71.4	Wofford -- 6
UNC Greensboro	5-1	.833	73.3	71.0	5-1	.833	73.3	71.0	UNC Greensboro -- 2
Furman	4-2	.667	81.0	76.0	4-2	.667	81.0	76.0	Chattanooga -- 2
Chattanooga	4-2	.667	75.2	75.5	4-2	.667	75.2	75.5	Samford -- 1
Samford	2-4	.333	77.8	77.5	2-4	.333	77.8	77.5	
Western Carolina	2-5	.286	73.4	77.3	2-5	.286	73.4	77.3	
The Citadel	1-5	.167	79.5	92.3	1-5	.167	79.5	92.3	
Mercer	1-5	.167	70.5	75.5	1-5	.167	70.5	75.5	
VMI	0-6	.000	69.3	85.7	0-6	.000	69.3	85.7	

TEAM SUMMARIES	G	PF-PA	Avg score	Margin	FG-FGA	Pct.	3FG-FGA	Pct.	FT-FTA	Pct.	RebF	RebA	Margin
Chattanooga	6	451-453	75.2-75.5	-0.3	162-336	.482	60-143	.420	67-102	.657	189	222	-5.5
ETSU	7	573-500	81.9-71.4	+10.4	221-440	.502	58-158	.367	73-108	.676	277	201	+10.9
Furman	6	486-456	81.0-76.0	+5.0	172-375	.459	60-168	.357	82-112	.732	228	208	+3.3
Mercer	6	423-453	70.5-75.5	-5.0	151-335	.451	44-130	.338	77-112	.688	178	226	-8.0
Samford	6	467-465	77.8-77.5	+0.3	165-357	.462	47-123	.382	90-124	.726	216	224	-1.3
The Citadel	6	477-554	79.5-92.3	-12.8	167-419	.399	74-233	.318	69-91	.758	200	271	-11.8
UNC Greensboro	6	440-426	73.3-71.0	+2.3	149-357	.417	39-123	.317	103-136	.757	198	202	-0.7
VMI	6	416-514	69.3-85.7	-16.3	148-351	.422	52-157	.331	68-88	.773	212	224	-2.0
Western Carolina	7	514-541	73.4-77.3	-3.9	178-387	.460	60-175	.343	98-148	.662	266	241	+3.6
Wofford	6	505-390	84.2-65.0	+19.2	188-353	.533	53-135	.393	76-105	.724	204	149	+9.2

ATTENDANCE	Home	Average	Away	Average	Neutral	Average	Total	Average
Chattanooga	3-10243	3414	3-8618	2873	0-0	0	6-18861	3144
ETSU	4-19052	4763	3-6494	2165	0-0	0	7-25546	3649
Furman	3-6346	2115	3-9296	3099	0-0	0	6-15642	2607
Mercer	2-5748	2874	4-8968	2242	0-0	0	6-14716	2453
Samford	3-3220	1073	3-9784	3261	0-0	0	6-13004	2167
The Citadel	3-3060	1020	3-7374	2458	0-0	0	6-10434	1739
UNC Greensboro	3-8416	2805	3-3800	1267	0-0	0	6-12216	2036
VMI	3-2000	667	3-7321	2440	0-0	0	6-9321	1554
Western Carolina	4-5886	1472	3-5694	1898	0-0	0	7-11580	1654
Wofford	3-8095	2698	3-4717	1572	0-0	0	6-12812	2135
Totals	31-72066	2325	31-72066	2325	0-0	0	62-144132	2325

2018-19 Southern Conference  
INDIVIDUAL BASKETBALL STATISTICS  
Through games of Jan 18, 2019 (Conference games only)

To be ranked, a player must appear in at least 75.0% of their team's games.

SCORING							REBOUNDING							
	Cl	G	FG	3FG	FT	Pts	Avg/G		Cl	G	Off	Def	Total	Avg/G
1. Ross Cummings-MER	So	6	41	27	24	133	22.2	1. Carlos Dotson-WCU	Jr	7	26	58	84	12.0
2. Matt Rafferty-FUR	Sr	6	42	1	34	119	19.8	2. Jeromy Rodriguez-ETSU	Jr	7	23	58	81	11.6
3. Lew Stallworth-CIT	Sr	6	46	9	13	114	19.0	3. Matt Rafferty-FUR	Sr	6	16	42	58	9.7
4. Fletcher Magee-WOF	Sr	6	32	23	23	110	18.3	4. Mladen Armus-ETSU	So	7	15	44	59	8.4
5. Isaiah Miller-UNCG	So	6	43	6	16	108	18.0	5. Ruben Guerrero-SAM	Sr	6	14	36	50	8.3
6. Jordan Lyons-FUR	Jr	6	37	21	11	106	17.7	6. Clay Mounce-FUR	So	6	16	32	48	8.0
7. Francis Alonzo-UNCG	Sr	6	28	13	35	104	17.3	7. Keve Aluma-WOF	So	6	18	28	46	7.7
8. Kevin Easley-UTC	Fr	6	35	16	17	103	17.2	8. Garrett Gilkeson-VMI	Jr	6	9	35	44	7.3
9. Cameron Jackson-WOF	Sr	6	37	1	22	97	16.2	9. Cameron Jackson-WOF	Sr	6	18	25	43	7.2
10. Carlos Dotson-WCU	Jr	7	48	0	17	113	16.1	Zane Najdawi-CIT	Sr	6	16	27	43	7.2
11. Bubba Parham-VMI	So	6	29	15	22	95	15.8	11. Kevin Easley-UTC	Fr	6	6	33	39	6.5
12. Josh Sharkey-SAM	Jr	6	30	6	24	90	15.0	12. Ramon Vila-UTC	So	5	7	24	31	6.2
13. Zane Najdawi-CIT	Sr	6	31	11	15	88	14.7	13. Eric Hamilton-UNCG	Jr	6	15	21	36	6.0
14. Nathan Hoover-WOF	Jr	6	32	12	11	87	14.5	Brandon Austin-SAM	Jr	6	6	30	36	6.0
15. Ruben Guerrero-SAM	Sr	6	35	0	14	84	14.0	15. Robert Allen-SAM	Fr	6	13	22	35	5.8
16. Ramon Vila-UTC	So	5	28	0	11	67	13.4	16. Myles Lewis-VMI	So	6	10	24	34	5.7
17. Brandon Austin-SAM	Jr	6	25	17	13	80	13.3	17. Onno Steger-WCU	Jr	7	12	27	39	5.6
18. Donovan Toatley-UTC	Fr	5	26	4	10	66	13.2	18. Marc Gosselin-WCU	Sr	7	13	25	38	5.4
19. Kameron Gibson-WCU	Fr	7	34	16	5	89	12.7	19. Lew Stallworth-CIT	Sr	6	0	32	32	5.3
20. Ethan Stair-MER	Jr	6	27	9	11	74	12.3	Jaylen Stowe-MER	Sr	6	9	23	32	5.3
21. Onno Steger-WCU	Jr	7	27	15	17	86	12.3							
22. Myron Gordon-SAM	Jr	6	24	7	18	73	12.2							
23. Daivien Williamson-ETSU	Fr	7	32	10	11	85	12.1							
24. David Jean-Baptiste-UTC	So	6	24	13	8	69	11.5							
25. Garrett Gilkeson-VMI	Jr	6	23	8	14	68	11.3							
26. Jaylen Stowe-MER	Sr	6	24	1	18	67	11.2							
27. Tray Boyd III-ETSU	Jr	7	30	15	3	78	11.1							
28. Clay Mounce-FUR	So	6	24	8	10	66	11.0							
29. Jeromy Rodriguez-ETSU	Jr	7	34	0	8	76	10.9							
30. Robert Allen-SAM	Fr	6	22	4	17	65	10.8							

FIELD GOAL PCT						ASSISTS				
	Cl	G	FGM	FGA	Pct.		Cl	G	No.	Avg/G
1. Ramon Vila-UTC	So	5	28	39	.718	1. Josh Sharkey-SAM	Jr	6	49	8.2
2. Cameron Jackson-WOF	Sr	6	37	58	.638	2. Lew Stallworth-CIT	Sr	6	34	5.7
3. Carlos Dotson-WCU	Jr	7	48	78	.615	3. Alex Hunter-FUR	So	6	27	4.5
4. Matt Rafferty-FUR	Sr	6	42	69	.609	4. Demetrius Troy-UNCG	Sr	6	26	4.3
5. Ross Cummings-MER	So	6	41	73	.562	5. Bubba Parham-VMI	So	6	25	4.2
6. Ruben Guerrero-SAM	Sr	6	35	64	.547	6. Donovan Toatley-UTC	Fr	5	17	3.4
7. Isaiah Miller-UNCG	So	6	43	80	.538	7. Matt Rafferty-FUR	Sr	6	20	3.3
8. Lew Stallworth-CIT	Sr	6	46	92	.500	David Jean-Baptiste-UTC	So	6	20	3.3
9. Kevin Easley-UTC	Fr	6	35	71	.493	9. Marcus Cohen-MER	So	5	16	3.2
10. Donovan Toatley-UTC	Fr	5	26	53	.491	10. Storm Murphy-WOF	So	6	19	3.2
11. Nathan Hoover-WOF	Jr	6	32	66	.485	Cameron Jackson-WOF	Sr	6	19	3.2
12. Zane Najdawi-CIT	Sr	6	31	73	.425	12. Matt Halvorsen-WCU	So	7	22	3.1
13. Jordan Lyons-FUR	Jr	6	37	89	.416	13. Isaiah Tisdale-ETSU	Jr	7	21	3.0
14. Josh Sharkey-SAM	Jr	6	30	75	.400	Kameron Gibson-WCU	Fr	7	21	3.0
15. Fletcher Magee-WOF	Sr	6	32	82	.390	15. Garrett Gilkeson-VMI	Jr	6	17	2.8

2018-19 Southern Conference  
INDIVIDUAL BASKETBALL STATISTICS  
Through games of Jan 18, 2019 (Conference games only)

FREE THROW PCT					
	Cl	G	FTM	FTA	Pct.
1. Fletcher Magee-WOF	Sr	6	23	25	.920
2. Francis Alonso-UNCG	Sr	6	35	40	.875
3. Matt Halvorsen-WCU	So	7	25	29	.862
4. Ross Cummings-MER	So	6	24	28	.857
5. Myron Gordon-SAM	Jr	6	18	22	.818
6. Matt Rafferty-FUR	Sr	6	34	42	.810
7. Bubba Parham-VMI	So	6	22	28	.786
8. Josh Sharkey-SAM	Jr	6	24	31	.774
9. Kevin Easley-UTC	Fr	6	17	22	.773
10. Jaylen Stowe-MER	Sr	6	18	24	.750
11. Robert Allen-SAM	Fr	6	17	23	.739
12. Zane Najdawi-CIT	Sr	6	15	22	.682
13. Isaiah Miller-UNCG	So	6	16	26	.615
14. Cameron Jackson-WOF	Sr	6	22	36	.611

STEALS				
	Cl	G	No.	Avg/G
1. Matt Rafferty-FUR	Sr	6	21	3.5
2. Josh Sharkey-SAM	Jr	6	17	2.8
3. Isaiah Miller-UNCG	So	6	16	2.7
4. Ethan Stair-MER	Jr	6	14	2.3
5. Zane Najdawi-CIT	Sr	6	12	2.0
6. Cameron Jackson-WOF	Sr	6	11	1.8
7. Brandon Austin-SAM	Jr	6	9	1.5
Matt Frierson-CIT	Sr	6	9	1.5
David Jean-Baptiste-UTC	So	6	9	1.5
10. Jaylen Stowe-MER	Sr	6	8	1.3
Garrett Gilkeson-VMI	Jr	6	8	1.3
Robert Allen-SAM	Fr	6	8	1.3
Tre Clark-FUR	So	6	8	1.3
Jordan Lyons-FUR	Jr	6	8	1.3
15. Ruben Guerrero-SAM	Sr	6	7	1.2
Alex Reed-CIT	So	6	7	1.2
Francis Alonso-UNCG	Sr	6	7	1.2

3-POINT FG PCT					
	Cl	G	3FG	FGA	Pct.
1. Ross Cummings-MER	So	6	27	48	.563
2. Kevin Easley-UTC	Fr	6	16	29	.552
3. Josh Cottrell-WCU	Fr	7	11	20	.550
4. Jake Stephens-VMI	Fr	6	13	28	.464
David Jean-Baptiste-UTC	So	6	13	28	.464
6. Alex Reed-CIT	So	6	9	20	.450
7. Lew Stallworth-CIT	Sr	6	9	22	.409
8. Brandon Austin-SAM	Jr	6	17	42	.405
9. Nathan Hoover-WOF	Jr	6	12	30	.400
10. Fletcher Magee-WOF	Sr	6	23	60	.383
11. Jordan Lyons-FUR	Jr	6	21	55	.382
12. Onno Steger-WCU	Jr	7	15	40	.375
Andrew Brown-FUR	Sr	5	9	24	.375
14. Jerry Johnson Jr.-UTC	Jr	6	10	27	.370
15. Kameron Gibson-WCU	Fr	7	16	44	.364
Patrick Good-ETSU	So	7	16	44	.364

3-POINT FG MADE				
	Cl	G	3FG	Avg/G
1. Ross Cummings-MER	So	6	27	4.5
2. Fletcher Magee-WOF	Sr	6	23	3.8
3. Jordan Lyons-FUR	Jr	6	21	3.5
4. Brandon Austin-SAM	Jr	6	17	2.8
5. Kevin Easley-UTC	Fr	6	16	2.7
6. Bubba Parham-VMI	So	6	15	2.5
7. Matt Frierson-CIT	Sr	6	14	2.3
8. Kameron Gibson-WCU	Fr	7	16	2.3
Patrick Good-ETSU	So	7	16	2.3
10. David Jean-Baptiste-UTC	So	6	13	2.2
Francis Alonso-UNCG	Sr	6	13	2.2
Kaiden Rice-CIT	So	6	13	2.2
Jake Stephens-VMI	Fr	6	13	2.2
14. Onno Steger-WCU	Jr	7	15	2.1
Tray Boyd III-ETSU	Jr	7	15	2.1

BLOCKED SHOTS				
	Cl	G	No.	Avg/G
1. Ruben Guerrero-SAM	Sr	6	14	2.3
2. Zane Najdawi-CIT	Sr	6	13	2.2
3. Clay Mounce-FUR	So	6	9	1.5
4. Mladen Armus-ETSU	So	7	10	1.4
5. Ramon Vila-UTC	So	5	7	1.4
6. Lucas N'Guessan-ETSU		6	8	1.3
7. Matt Rafferty-FUR	Sr	6	7	1.2
Cameron Jackson-WOF	Sr	6	7	1.2
Kyrin Galloway-UNCG	Jr	6	7	1.2
10. Carlos Dotson-WCU	Jr	7	7	1.0
11. Jeromy Rodriguez-ETSU	Jr	7	6	0.9
12. Victor Bafutto-MER	So	6	5	0.8
Keve Aluma-WOF	So	6	5	0.8
Jake Stephens-VMI	Fr	6	5	0.8
15. Kevin Easley-UTC	Fr	6	4	0.7
Eric Hamilton-UNCG	Jr	6	4	0.7
Justin Brown-UTC	Fr	6	4	0.7
Alex Reed-CIT	So	6	4	0.7

ASSIST/TURNOVER RATIO					
	Cl	G	Ast.	T/O	Ratio
1. Isaiah Tisdale-ETSU	Jr	7	21	5	4.2
2. Alex Hunter-FUR	So	6	27	9	3.0
3. Demetrius Troy-UNCG	Sr	6	26	11	2.4
4. David Jean-Baptiste-UTC	So	6	20	9	2.2
5. Storm Murphy-WOF	So	6	19	9	2.1
6. Lew Stallworth-CIT	Sr	6	34	17	2.0
7. Josh Sharkey-SAM	Jr	6	49	26	1.9
8. Kameron Gibson-WCU	Fr	7	21	13	1.6
9. Cameron Jackson-WOF	Sr	6	19	12	1.6
10. Matt Rafferty-FUR	Sr	6	20	14	1.4
11. Donovan Toatley-UTC	Fr	5	17	12	1.4
12. Matt Halvorsen-WCU	So	7	22	17	1.3
13. Marcus Cohen-MER	So	5	16	13	1.2
14. Bubba Parham-VMI	So	6	25	27	0.9

2018-19 Southern Conference  
INDIVIDUAL BASKETBALL STATISTICS  
Through games of Jan 18, 2019 (Conference games only)

OFFENSIVE REBOUNDS				
	Cl	G	No.	Avg/G
1. Carlos Dotson-WCU	Jr	7	26	3.7
2. Jeromy Rodriguez-ETSU	Jr	7	23	3.3
3. Keve Aluma-WOF	So	6	18	3.0
Cameron Jackson-WOF	Sr	6	18	3.0
5. Zane Najdawi-CIT	Sr	6	16	2.7
Clay Mounce-FUR	So	6	16	2.7
Matt Rafferty-FUR	Sr	6	16	2.7
8. Eric Hamilton-UNCG	Jr	6	15	2.5
9. Ruben Guerrero-SAM	Sr	6	14	2.3
Lucas N'Guessan-ETSU		6	14	2.3
11. Robert Allen-SAM	Fr	6	13	2.2
Noah Gurley-FUR	Fr	6	13	2.2
13. Mladen Armus-ETSU	So	7	15	2.1
14. Ethan Stair-MER	Jr	6	12	2.0
15. Marc Gosselin-WCU	Sr	7	13	1.9

DEFENSIVE REBOUNDS				
	Cl	G	No.	Avg/G
1. Jeromy Rodriguez-ETSU	Jr	7	58	8.3
Carlos Dotson-WCU	Jr	7	58	8.3
3. Matt Rafferty-FUR	Sr	6	42	7.0
4. Mladen Armus-ETSU	So	7	44	6.3
5. Ruben Guerrero-SAM	Sr	6	36	6.0
6. Garrett Gilkeson-VMI	Jr	6	35	5.8
7. Kevin Easley-UTC	Fr	6	33	5.5
8. Lew Stallworth-CIT	Sr	6	32	5.3
Clay Mounce-FUR	So	6	32	5.3
10. Brandon Austin-SAM	Jr	6	30	5.0
11. Ramon Vila-UTC	So	5	24	4.8
12. Keve Aluma-WOF	So	6	28	4.7
13. Zane Najdawi-CIT	Sr	6	27	4.5
14. Cameron Jackson-WOF	Sr	6	25	4.2
15. Myles Lewis-VMI	So	6	24	4.0

MINUTES PLAYED				
	Cl	G	No.	Avg/G
1. Ethan Stair-MER	Jr	6	228	38.0
2. Ross Cummings-MER	So	6	220	36.7
3. Matt Halvorsen-WCU	So	7	256	36.6
4. Matt Rafferty-FUR	Sr	6	217	36.2
5. Alex Hunter-FUR	So	6	214	35.7
6. Josh Sharkey-SAM	Jr	6	210	35.0
7. Bubba Parham-VMI	So	6	203	33.8
8. Lew Stallworth-CIT	Sr	6	202	33.7
Brandon Austin-SAM	Jr	6	202	33.7
10. Garrett Gilkeson-VMI	Jr	6	199	33.2

2018-19 Southern Conference  
Conference Team Highs  
Through games of Jan 18, 2019 (Conference games only)

TEAM HIGHS (highest totals made by)

Points	112	Wofford vs The Citadel (01/03/19)
	101	Furman vs The Citadel (01/05/19)
	98	ETSU at The Citadel (01/10/19)
	96	Samford vs VMI (12/29/18)
	96	ETSU vs Chattanooga (01/05/19)
Margin	32 (89-57)	Furman at VMI (01/10/19)
	31 (112-81)	Wofford vs The Citadel (01/03/19)
	29 (72-43)	Wofford at UNC Greensboro (01/10/19)
	28 (96-68)	Samford vs VMI (12/29/18)
	26 (96-70)	ETSU vs Chattanooga (01/05/19)
Field goals made	43	Wofford vs The Citadel (01/03/19)
	40	ETSU at The Citadel (01/10/19)
	37	Furman vs The Citadel (01/05/19)
	36	ETSU vs Chattanooga (01/05/19)
	36	ETSU vs VMI (01/17/19)
Field goal attempts	80	Western Carolina at Furman (12/01/18)
	79	Furman vs The Citadel (01/05/19)
	79	The Citadel vs Western Carolina (01/12/19)
	75	The Citadel vs ETSU (01/10/19)
	74	The Citadel at Samford (01/17/19)
Field goal percentage	.672 (43-64)	Wofford vs The Citadel (01/03/19)
	.610 (36-59)	ETSU vs Chattanooga (01/05/19)
	.600 (30-50)	ETSU vs Furman (12/29/18)
	.565 (35-62)	Samford vs VMI (12/29/18)
	.564 (31-55)	Mercer vs Western Carolina (01/10/19)
3-Pt FG made	17	The Citadel at Samford (01/17/19)
	15	Wofford vs The Citadel (01/03/19)
	15	Furman at VMI (01/10/19)
	14	The Citadel at Furman (01/05/19)
	14	ETSU at The Citadel (01/10/19)
	14	The Citadel vs ETSU (01/10/19)
3-Pt FG attempts	46	The Citadel at Samford (01/17/19)
	43	The Citadel at Furman (01/05/19)
	43	The Citadel vs Western Carolina (01/12/19)
	38	Furman vs The Citadel (01/05/19)
	37	Western Carolina at Furman (12/01/18)
3-Pt percentage	.577 (15-26)	Wofford vs The Citadel (01/03/19)
	.556 (10-18)	Furman at UNC Greensboro (01/12/19)
	.500 (12-24)	Chattanooga vs Samford (01/12/19)
	.500 (11-22)	Chattanooga at Western Carolina (01/03/19)
	.500 (9-18)	ETSU vs Chattanooga (01/05/19)
	.500 (9-18)	Mercer at Chattanooga (01/17/19)
Free throws made	27	UNC Greensboro at Samford (12/22/18)
	24	Samford vs UNC Greensboro (12/22/18)
	22	UNC Greensboro at VMI (01/05/19)
	20	UNC Greensboro vs Chattanooga (12/29/18)
	20	The Citadel vs Western Carolina (01/12/19)
	20	Western Carolina at The Citadel (01/12/19)
Free throw attempts	36	UNC Greensboro at Samford (12/22/18)
	32	Samford vs UNC Greensboro (12/22/18)
	27	Western Carolina vs Chattanooga (01/03/19)
	27	UNC Greensboro at VMI (01/05/19)
	27	The Citadel vs Western Carolina (01/12/19)
Free throw percentage	.941 (16-17)	Furman at VMI (01/10/19)
	.917 (11-12)	ETSU at Mercer (01/12/19)

	.909	(20-22)	UNC Greensboro vs Chattanooga (12/29/18)
	.882	(15-17)	Furman at UNC Greensboro (01/12/19)
	.875	(7-8)	The Citadel at Furman (01/05/19)
Rebounds	53		Furman vs Western Carolina (12/01/18)
	53		Furman vs The Citadel (01/05/19)
	50		ETSU at The Citadel (01/10/19)
	50		Western Carolina at The Citadel (01/12/19)
	50		ETSU at Mercer (01/12/19)
Assists	24		Wofford vs The Citadel (01/03/19)
	24		ETSU at The Citadel (01/10/19)
	22		ETSU vs Chattanooga (01/05/19)
	21		Samford vs VMI (12/29/18)
	21		Furman at VMI (01/10/19)
Steals	15		The Citadel vs Western Carolina (01/12/19)
	11		ETSU vs Samford (01/03/19)
	11		Samford at ETSU (01/03/19)
	11		Mercer at Furman (01/03/19)
	11		Furman vs The Citadel (01/05/19)
	11		UNC Greensboro at VMI (01/05/19)
	11		Furman at VMI (01/10/19)
	11		Wofford at VMI (01/12/19)
Blocked shots	8		Furman vs Western Carolina (12/01/18)
	7		ETSU at The Citadel (01/10/19)
	7		UNC Greensboro vs Furman (01/12/19)
	7		The Citadel at Samford (01/17/19)
	6		Chattanooga vs VMI (12/09/18)
	6		UNC Greensboro vs Wofford (01/10/19)
	6		ETSU vs VMI (01/17/19)
Turnovers	29		Western Carolina at The Citadel (01/12/19)
	22		VMI vs Wofford (01/12/19)
	21		Furman at UNC Greensboro (01/12/19)
	19		VMI vs UNC Greensboro (01/05/19)
	18		Western Carolina vs Wofford (12/29/18)
	18		ETSU vs Samford (01/03/19)
	18		Samford at ETSU (01/03/19)
	18		VMI vs Furman (01/10/19)
	18		Western Carolina vs UNC Greensboro (01/17/19)
Fouls	26		Western Carolina at The Citadel (01/12/19)
	25		UNC Greensboro vs Chattanooga (12/29/18)
	23		Wofford at Western Carolina (12/29/18)
	22		Samford vs UNC Greensboro (12/22/18)
	22		Western Carolina vs Chattanooga (01/03/19)

2018-19 Southern Conference  
Conference Individual Highs  
Through games of Jan 18, 2019 (Conference games only)

INDIVIDUAL PLAYER GAME HIGHS

Points	36		Ross Cummings (Mercer) vs Western Carolina (01/10/19)	
	32		Lew Stallworth (The Citadel) vs Western Carolina (01/12/19)	
	30		Francis Alonso (UNC Greensboro) at Samford (12/22/18)	
	29		Jordan Lyons (Furman) vs Western Carolina (12/01/18)	
	28		Matt Rafferty (Furman) vs The Citadel (01/05/19)	
	28		Brandon Austin (Samford) vs The Citadel (01/17/19)	
Field goals made	12		Carlos Dotson (Western Carolina) at Furman (12/01/18)	
	12		Ross Cummings (Mercer) vs Western Carolina (01/10/19)	
	12		Lew Stallworth (The Citadel) vs Western Carolina (01/12/19)	
	11		Matt Rafferty (Furman) vs The Citadel (01/05/19)	
	10		Jordan Lyons (Furman) vs Western Carolina (12/01/18)	
	10		Kevin Easley (Chattanooga) vs VMI (12/09/18)	
	10		Isaiah Miller (UNC Greensboro) vs Chattanooga (12/29/18)	
	10		Nathan Hoover (Wofford) vs The Citadel (01/03/19)	
	10		Lew Stallworth (The Citadel) at Furman (01/05/19)	
	10		Isaiah Miller (UNC Greensboro) vs Furman (01/12/19)	
	10		Nathan Hoover (Wofford) at VMI (01/12/19)	
	Field goal attempts	26		Jordan Lyons (Furman) vs Western Carolina (12/01/18)
		21		Tray Boyd III (ETSU) vs Samford (01/03/19)
21			Francis Alonso (UNC Greensboro) at Western Carolina (01/17/19)	
20			Carlos Dotson (Western Carolina) at Furman (12/01/18)	
20			Bubba Parham (VMI) at Samford (12/29/18)	
	20		Lew Stallworth (The Citadel) vs ETSU (01/10/19)	
Field goal percentage	.800	(8-10)	Isaiah Miller (UNC Greensboro) at Samford (12/22/18)	
	.800	(8-10)	Jeromy Rodriguez (ETSU) vs Furman (12/29/18)	
	.800	(8-10)	Ramon Vila (Chattanooga) vs Samford (01/12/19)	
	.800	(8-10)	Carlos Dotson (Western Carolina) vs UNC Greensboro (01/17/19)	
	.769	(10-13)	Nathan Hoover (Wofford) vs The Citadel (01/03/19)	
3-Pt FG made	8		Matt Frierson (The Citadel) at Samford (01/17/19)	
	7		Ross Cummings (Mercer) vs Western Carolina (01/10/19)	
	6		Ross Cummings (Mercer) at The Citadel (12/01/18)	
	6		Jordan Lyons (Furman) vs Western Carolina (12/01/18)	
	6		Bubba Parham (VMI) at Samford (12/29/18)	
	6		Fletcher Magee (Wofford) vs The Citadel (01/03/19)	
	6		Brandon Austin (Samford) vs The Citadel (01/17/19)	
3-Pt FG attempts	17		Jordan Lyons (Furman) vs Western Carolina (12/01/18)	
	15		Matt Frierson (The Citadel) at Samford (01/17/19)	
	14		Fletcher Magee (Wofford) vs Mercer (01/05/19)	
	14		Brandon Austin (Samford) vs The Citadel (01/17/19)	
	13		Matt Halvorsen (Western Carolina) at Furman (12/01/18)	
	13		Kaiden Rice (The Citadel) at Furman (01/05/19)	
	13		Matt Frierson (The Citadel) vs Western Carolina (01/12/19)	
3-Pt percentage	1.000	(5-5)	Kevin Easley (Chattanooga) at Western Carolina (01/03/19)	
	.833	(5-6)	Kevion Nolan (Samford) vs VMI (12/29/18)	
	.833	(5-6)	Ross Cummings (Mercer) at Chattanooga (01/17/19)	
	.667	(6-9)	Fletcher Magee (Wofford) vs The Citadel (01/03/19)	
	.636	(7-11)	Ross Cummings (Mercer) vs Western Carolina (01/10/19)	
Free throws made	17		Francis Alonso (UNC Greensboro) at Samford (12/22/18)	
	10		Myron Gordon (Samford) vs UNC Greensboro (12/22/18)	
	10		Matt Rafferty (Furman) at UNC Greensboro (01/12/19)	
	8		Matt Halvorsen (Western Carolina) vs Chattanooga (01/03/19)	
	8		Matt Halvorsen (Western Carolina) at The Citadel (01/12/19)	
Free throw attempts	21		Francis Alonso (UNC Greensboro) at Samford (12/22/18)	
	11		Myron Gordon (Samford) vs UNC Greensboro (12/22/18)	
	11		Zane Najdawi (The Citadel) vs Western Carolina (01/12/19)	

	10	Matt Rafferty (Furman) at UNC Greensboro (01/12/19)
	10	Cameron Jackson (Wofford) at VMI (01/12/19)
	10	Brandon Austin (Samford) vs The Citadel (01/17/19)
Free throw percentage	1.000 (10-10)	Matt Rafferty (Furman) at UNC Greensboro (01/12/19)
	1.000 (8-8)	Matt Halvorsen (Western Carolina) vs Chattanooga (01/03/19)
	.909 (10-11)	Myron Gordon (Samford) vs UNC Greensboro (12/22/18)
	.889 (8-9)	Matt Halvorsen (Western Carolina) at The Citadel (01/12/19)
	.810 (17-21)	Francis Alonso (UNC Greensboro) at Samford (12/22/18)
Rebounds	19	Jeromy Rodriguez (ETSU) vs Samford (01/03/19)
	18	Jeromy Rodriguez (ETSU) at Mercer (01/12/19)
	17	Mladen Armus (ETSU) vs Samford (01/03/19)
	15	Matt Rafferty (Furman) vs Western Carolina (12/01/18)
	15	Carlos Dotson (Western Carolina) vs Samford (01/05/19)
Assists	14	Josh Sharkey (Samford) at ETSU (01/03/19)
	10	Alex Hunter (Furman) vs Western Carolina (12/01/18)
	9	Josh Sharkey (Samford) vs UNC Greensboro (12/22/18)
	8	Lew Stallworth (The Citadel) vs Western Carolina (01/12/19)
	8	Josh Sharkey (Samford) vs The Citadel (01/17/19)
Steals	7	Matt Rafferty (Furman) at VMI (01/10/19)
	6	Josh Sharkey (Samford) vs UNC Greensboro (12/22/18)
	6	Isaiah Miller (UNC Greensboro) vs Chattanooga (12/29/18)
	4	Zane Najdawi (The Citadel) vs Mercer (12/01/18)
	4	Matt Frierson (The Citadel) vs Mercer (12/01/18)
	4	Ruben Guerrero (Samford) at ETSU (01/03/19)
	4	Tre Clark (Furman) vs The Citadel (01/05/19)
	4	Jaylen Stowe (Mercer) vs Western Carolina (01/10/19)
	4	Hayden Brown (The Citadel) vs Western Carolina (01/12/19)
	4	Isaiah Miller (UNC Greensboro) vs Furman (01/12/19)
	4	Brandon Austin (Samford) vs The Citadel (01/17/19)
Blocked shots	4	Matt Rafferty (Furman) vs Western Carolina (12/01/18)
	4	Ruben Guerrero (Samford) vs VMI (12/29/18)
	4	James Dickey (UNC Greensboro) vs Furman (01/12/19)
	3	Zane Najdawi (The Citadel) vs Mercer (12/01/18)
	3	Clay Mounce (Furman) vs Western Carolina (12/01/18)
	3	Ruben Guerrero (Samford) vs UNC Greensboro (12/22/18)
	3	Lucas N'Guessan (ETSU) vs Furman (12/29/18)
	3	Mladen Armus (ETSU) at The Citadel (01/10/19)
	3	Kyrin Galloway (UNC Greensboro) vs Wofford (01/10/19)
	3	Zane Najdawi (The Citadel) vs Western Carolina (01/12/19)
	3	Zane Najdawi (The Citadel) at Samford (01/17/19)
	3	Ruben Guerrero (Samford) vs The Citadel (01/17/19)
Turnovers	8	Josh Sharkey (Samford) at ETSU (01/03/19)
	6	Jordan Lyons (Furman) vs Western Carolina (12/01/18)
	6	Bubba Parham (VMI) at Chattanooga (12/09/18)
	6	Lew Stallworth (The Citadel) at Furman (01/05/19)
	6	Onno Steger (Western Carolina) at The Citadel (01/12/19)
	6	Jordan Lyons (Furman) at UNC Greensboro (01/12/19)