

2018-2019

Southern Conference Men's Basketball



#SoConHoops

702 North Pine Street, Spartanburg, SC 29303 • 864-591-5100 • Fax: 864-591-3448

Phil Perry, Assistant Commissioner for Media Relations (FB contact)

facebook.com/SouthernConference • twitter.com/SoConSports • instagram.com/SouthernConference

2018-19 SOUTHERN CONFERENCE BASKETBALL STANDINGS

	Conference					Overall					
	W-L	Pct.	H	A	ST	W-L	Pct.	H	A	N	ST
Wofford	7-0	1.000	4-0	3-0	W7	15-4	.789	10-1	5-3	0-0	W6
UNCG	6-1	.857	2-1	4-0	W3	17-3	.850	8-1	8-2	1-0	W3
ETSU	6-2	.750	4-1	2-1	L1	16-5	.762	10-1	5-4	1-0	L1
Chattanooga	5-2	.714	4-0	1-2	W3	10-10	.500	8-1	2-7	0-2	W3
Furman	4-3	.571	3-0	1-3	L2	15-4	.789	9-0	6-4	0-0	L2
Samford	2-5	.286	2-2	0-3	L1	12-8	.600	9-3	3-5	0-0	L1
Mercer	2-5	.286	1-1	1-4	W1	7-12	.368	6-2	1-9	0-1	W1
Western Carolina	2-6	.250	1-3	1-3	L2	5-16	.238	3-4	2-10	0-2	L2
The Citadel	1-6	.143	1-2	0-4	L6	9-9	.500	6-3	3-6	0-0	L7
VMI	1-6	.143	1-3	0-3	W1	7-12	.368	6-4	1-8	0-0	W1

UPCOMING SCHEDULE (ALL TIMES EASTERN)

Jan. 24 (Thursday)

*The Citadel at UNCG, 7 p.m.	ESPN+
*Chattanooga at Furman, 7 p.m.	ESPN+
*Samford at Wofford, 7 p.m.	ESPN+
*VMI at Mercer, 7:30 p.m.	ESPN+

Jan. 26 (Saturday)

*VMI at The Citadel, 1 p.m.	ESPN+
*Samford at Furman, 4:30 p.m.	ESPN3
*Mercer at UNCG, 5 p.m.	ESPN+
*ETSU at Western Carolina, 7 p.m.	ESPN3
*Chattanooga at Wofford, 7 p.m.	Nexstar/ESPN+

Nexstar affiliates for Jan. 26:

WYCW (Greenville/Spartanburg/Asheville)
WVCW (Lynchburg)

Jan. 31 (Thursday)

*Furman at The Citadel, 7 p.m.	ESPN+
*Wofford at Mercer, 7 p.m.	ESPN+
*VMI at UNCG, 7 p.m.	ESPN3
*ETSU at Samford, 7:30 p.m.	ESPN3
*Western Carolina at Chattanooga, 8 p.m.	ESPN+

Feb. 2 (Saturday)

*Wofford at The Citadel, 1 p.m.	Nexstar/ESPN3
*Western Carolina at Samford, 3 p.m.	ESPN3
*Furman at Mercer, 4 p.m.	ESPN+
*ETSU at Chattanooga, 4:30 p.m.	ESPN3

Nexstar affiliates for Feb. 2:

WYCW (Greenville/Spartanburg/Asheville)
WJHL (Johnson City)
WCBD (Charleston)

SOCON PLAYER OF THE WEEK (1/22)

Kevin Easley, Fr., F Chattanooga

Easley averaged a double-double for the week, scoring 16.5 points per game and averaging 11.0 rebounds per contest as the Mocs defeated Mercer and The Citadel to move into fourth place in the league standings.

The rookie from Indianapolis, Indiana, opened his week with 11 points and 10 boards for his first career double-double Thursday as Chattanooga earned a 73-70 win over Mercer. With the Mocs nursing a one-point lead in the final minute of play, Easley converted both ends of a one-and-one to give Chattanooga three-point cushion and force the Bears to attempt a tying 3-pointer to end the game.

Two days later, Easley again came up clutch late in a one-possession win, this time a 73-71 victory over The Citadel. After a 7-2 run gave the Bulldogs the lead heading into the final minute of play, Easley hit a 3-pointer with 56 seconds left to put Chattanooga back on top for good. Easley finished with 22 points and a career-high 12 rebounds for his second straight-double.



CONFERENCE NEWS AND NOTES

• Furman, Mercer, UNCG and Wofford, who boast a combined 10-2 Southern Conference record at home, host contests Thursday as the conference nears the midpoint of the league schedule.

• Wofford edged Furman 59-54 on Saturday to remain unbeaten in league play. Sophomore guard Storm Murphy hit a tie-breaking 3-pointer with 18 seconds left and the Terriers held the Paladins to just 35.1 percent shooting from the floor.

• The Terriers, who have won 10 straight at Richardson Indoor since opening the season with a home loss to No. 8 North Carolina, host Samford on Thursday. The Bulldogs opened the season 10-2 but are just 2-6 in their last eight games. Junior guard Josh Sharkey scored a career-high 27 points and added 10 assists in Samford's 93-87 loss to Mercer on Saturday.

• Furman is 3-4 since opening the season with a 12-game win streak and a stint in the national rankings, but all four of those losses have come on the road, at the hands of LSU and the top three squads in the SoCon standings, Wofford, UNCG and ETSU. The Paladins, who have won 12 straight at home dating to last season, host streaking Chattanooga on Thursday. The Mocs have won three straight and four of five to charge past Furman and into fourth in the league standings.

• Chattanooga's win over The Citadel on Saturday pushed its record to 10-10 on the season, equaling the squad's win total from all of last season. At 5-2 in league play, the Mocs are already two wins ahead of last season's total.

• In a rematch of the last two SoCon tournament title games, UNCG led wire-to-wire in a 75-68 win at ETSU on Saturday, snapping the Bucs' eight-game overall winning streak and 10-game home streak. The Spartans put four players in double figures, with freshman forward Angelo Allegri scoring a career-best 15 points.

• UNCG, 8-1 at home this season, hosts The Citadel on Thursday. The Bulldogs opened the season 9-2 but have lost seven straight. The Citadel dropped a pair of road games by single possessions last week, falling 80-77 at Samford on Jan. 17 and 73-71 at Chattanooga on Saturday.

• In his last five games, Mercer junior Ross Cummings has averaged 26.6 points, surpassing 30 in wins over Western Carolina (36) and Samford (32). He is 24-for-42 from 3-point range in that span, good for 57.1 percent.

• Two days after scoring 25 points in an 85-82 loss at ETSU, VMI's Bubba Parham bettered himself with 33 points in a 91-83 win over Western Carolina on Saturday that snapped the Keydets' five-game skid.

• Wofford is receiving votes in both the latest Associated Press Top 25 and USA Today Coaches Top 25, while Furman is receiving votes in the coaches' poll.

For additional notes, see page 2

CONFERENCE NEWS AND NOTES

• The SoCon boasts four teams in the Colleg Insider.com Mid-Major Top 25, the most of any league. Wofford is No. 3, UNCG is No. 7, ETSU is No. 9 and Furman is No. 19.

• Senior guard Matt Frierson is just one 3-pointer shy of matching The Citadel's career record, currently held by Zach Urbanus, who hit 295 from 2007-11.

• Western Carolina dropped a 91-83 decision at VMI on Saturday, but the Catamounts had three players score at least 20 points, paced by junior forward Onno Steger's career-high 27. Sophomore guard Matt Halvorsen had 23 and freshman guard Kameron Gibson scored 20 as the trio combined for 70 of the squad's 83 points.

• ETSU leads DI in rebounding margin at +13.8 per game and total rebounds at 897. Since 1984-85, just one SoCon team has posted a double-digit rebounding margin for a season, when Chattanooga posted a +10.8 differential in 2004-05.

• ETSU redshirt junior forward Jeremy Rodriguez holds the NCAA Division I lead with 252 total rebounds and is third with 12.0 per game. The last Buc to lead the SoCon in rebounding for a season was Dillion Sneed with 9.5 in 2004-05, ETSU's final season in the league before returning in 2014-15. Rodriguez, who is scoring at a clip of 11.6 points per game, is in position to be the first SoCon player to average a double-double for the season since UNCG's Ben Stywall averaged 14.3 points and 10.4 rebounds per game in 2009-10. Rodriguez is fourth in DI with 12 double-doubles so far this season.

• The Citadel continues to lead Division I in scoring at 92.1 points per game. The Bulldogs have hit 100 points four times this season.

• Wofford's Fletcher Magee recently overtook Davidson great Stephen Curry for the SoCon's career 3-point record. With 423 to his credit now, Magee is eighth in NCAA Division I history in 3-point makes, while Curry is 10th with 414.

Did you know?

• UNCG coach Wes Miller became the winningest coach in school history earlier this season, as the Spartans' 85-72 win over Chattanooga on Dec. 29 was the 125th of his career.

• Furman's Matt Rafferty and The Citadel's Matt Frierson both reached 1,000 points for their careers on Jan. 3. They joined The Citadel's Zane Najdawi, UNCG's Francis Alonso and Wofford's Cameron Jackson and Fletcher Magee as active SoCon players with 1,000 or more career points.

• VMI sophomore guard Bubba Parham scored at least 30 points in four straight contests from Nov. 18-27, making him the first SoCon player to accomplish that feat since Davidson's Stephen Curry did so from Nov. 17-24, 2008.

• Furman's Jordan Lyons' 54 points against North Greenville on Nov. 13 were the most scored by an NCAA Division I player since Jodie Meeks of Kentucky scored 54 in 2009.

Preseason predictions

Defending regular-season and tournament champion UNCG was the preseason pick to win the league in 2018-19 among the league's 10 head coaches and media. Wofford's Fletcher Magee was the coaches' selection for preseason player of the year.

Preseason Player of the Year
Fletcher Magee, Sr., G, Wofford

Preseason All-Southern Conference Team

Zane Najdawi, Sr., F, The Citadel
Tray Boyd III, Jr., G, ETSU
Bo Hodges, So., G/F, ETSU
Jeremy Rodriguez, R-Jr., F, ETSU
Matt Rafferty, Sr., F, Furman
Ross Cummings, Jr., G, Mercer
Francis Alonso, Sr., G, UNCG
James Dickey, Jr., F, UNCG
Bubba Parham, So., G, VMI
Cameron Jackson, Sr., F, Wofford
Fletcher Magee, Sr., G, Wofford

Coaches poll

Team (1st)	Total
1. UNCG (6)	78
2. Wofford (4)	74
3. ETSU	67
4. Furman	57
5. Mercer	48
6. The Citadel	38
7. Chattanooga	30
8. Samford	26
9. Western Carolina	20
10. VMI	12

Media poll

Team (1st)	Total
1. UNCG (16)	231
2. Wofford (6)	214
3. ETSU (2)	198
4. Furman	169
5. Mercer	136
6. Chattanooga	103
7. The Citadel	96
8. Samford	69
9. Western Carolina	59
10. VMI	45

NET RANKINGS (AS OF JAN. 21)

The NCAA Evaluation Tool (NET) replaces the RPI this season and relies on game results, strength of schedule, game location, scoring margin, net offensive and defensive efficiency, and the quality of wins and losses to aid the NCAA in evaluating programs throughout the season. New rankings are released daily.

SoCon team	NET ranking
Wofford	29
UNCG	59
Furman	62
ETSU	82
Samford	160
Mercer	185
The Citadel	219
Chattanooga	249
Western Carolina	283
VMI	320

SoCon COACHING RECORDS

Coach, school	Career (yrs.)	School (yrs.)	SoCon (yrs.)
Duggar Baucom, The Citadel	230-251 (16th)	42-73 (4th)	20-59 (5th)
Steve Forbes, ETSU	248-94 (11th)	92-34 (4th)	48-14 (4th)
Bob Richey, Furman	38-15 (2nd)	Same	17-8 (2nd)
Bob Hoffman, Mercer	516-312 (25th)	205-157 (11th)	42-37 (5th)
Wes Miller, UNCG	129-113 (8th)	Same	74-54 (8th)
Scott Padgett, Samford	69-84 (5th)	Same	26-53 (5th)
Lamont Paris, Chattanooga	20-33 (2nd)	Same	8-17 (2nd)
Dan Earl, VMI	31-78 (4th)	Same	12-49 (4th)
Mark Prosser, Western Carolina	10-39 (2nd)	5-16 (1st)	2-6 (1st)
Mike Young, Wofford	284-243 (17th)	Same	164-124 (17th)

SoCon PLAYERS OF THE WEEK

Nov. 13	Josh Sharkey, Jr., G, SAM
Nov. 20	Jordan Lyons, Jr., G, FUR
Nov. 27	Lew Stallworth, Gr., G, CIT
Dec. 4	Lew Stallworth, Gr., G, CIT
Dec. 11	Jeremy Rodriguez, R-Jr., F, ETSU
Dec. 18	Matt Rafferty, Sr., F, FUR
Dec. 24	Francis Alonso, Sr., G, UNCG
Dec. 31	Jeremy Rodriguez, R-Jr., F, ETSU
Jan. 8	Matt Rafferty, Sr., F, FUR
Jan. 15	Ross Cummings, Jr., G, MER
Jan. 22	Kevin Easley, Fr., F, UTC
Jan. 29	
Feb. 5	
Feb. 12	
Feb. 19	
Feb. 26	

SoCon PLAYERS OF THE MONTH

November	Matt Rafferty, Sr., F, FUR
December	Cameron Jackson, Sr., F, WOF
January	
February	

SoCon STUDENT-ATHLETE OF THE WEEK

Jan. 2	Zane Najdawi, Sr., F, CIT
Jan. 9	Mladen Armus, So., F, ETSU

THE SoCon vs. RANKED TEAMS

Furman's win at No. 8 Villanova on Nov. 17 was the SoCon's second road victory over a top-10 opponent in as many seasons, as Wofford downed then-No. 5 North Carolina in 2017. Coincidentally, Villanova and North Carolina were both defending national champions.

Southern Conference ranked wins since 1997-98

SoCon	Opp.	Score	Date
Furman	#8 Villanova	76-68 (OT)	11/17/18
Wofford	#5 North Carolina	79-75	12/20/17
Col. of Charleston	#21 Baylor	63-59	11/24/12
Davidson	#12 Kansas	80-74	12/19/11
Col. of Charleston	#9 North Carolina	82-79 (OT)	1/4/10
#23 Davidson	#24 Gonzaga	82-76	3/21/08
#23 Davidson	#8 Georgetown	74-70	3/23/08
#23 Davidson	#6 Wisconsin	73-56	3/28/08
Col. of Charleston	#3 North Carolina	66-64	12/5/98

COLLEGEINSIDER.COM MID-MAJOR TOP 25

School (1st-place)	PS	N12	N19	N26	D3	D10	D17	D24	D31	J7	J14	J21
Gonzaga (31)	1	1	1	1	1	1	1	1	1	1	1	1
Buffalo	2	2	2	2	2	2	2	2	2	2	2	2
Wofford	8	5	9	7	5	7	7	11	8	6	3	3
Murray State	18	16	10	11	12	11	10	10	9	4	4	4
Hofstra	-	-	-	-	-	-	-	23	22	13	5	5
San Francisco	-	-	-	21	22	17	12	8	10	7	9	6
UNC Greensboro	20	19	13	5	6	5	5	5	4	3	10	7
Lipscomb	22	22	18	8	7	8	11	9	11	11	11	8
ETSU	-	-	-	-	-	-	-	-	-	14	8	9
UC Irvine	24	23	15	17	18	13	13	14	15	12	7	10
Belmont	17	10	5	3	4	4	4	4	6	8	6	11
Liberty	-	-	-	-	24	24	17	22	20	17	16	12
Stony Brook	-	-	-	25	14	15	15	16	16	15	14	13
Vermont	-	-	-	-	-	-	-	23	-	-	23	14
Toledo	13	13	-	16	9	6	6	6	3	9	15	15
New Mexico State	-	-	-	-	25	25	18	18	14	19	17	16
Texas State	-	-	-	-	-	-	20	21	21	24	22	17
South Dakota State	5	3	7	10	8	10	14	17	17	21	19	18
Furman	-	20	6	4	3	3	3	3	5	5	12	19
Georgia State	12	15	16	20	-	23	-	-	-	20	18	20
Yale	25	25	-	-	-	-	-	-	-	-	24	21
Montana	16	14	19	13	17	19	19	15	13	18	20	22
Charleston	-	24	25	24	13	12	9	7	7	10	13	23
UC Santa Barbara	-	-	-	-	-	-	-	-	-	-	25	24
Jacksonville State	-	-	-	-	-	-	-	-	-	-	-	25
Loyola Marymount	-	-	22	14	11	9	8	12	12	16	21	-
Kent State	-	-	-	-	-	-	-	20	19	22	-	-
NJIT	-	-	-	-	-	-	25	24	25	23	-	-
Ball State	-	-	-	-	-	-	-	-	-	25	-	-
Louisiana	11	12	23	23	19	16	21	19	18	-	-	-
Penn	23	18	21	-	-	20	16	13	23	-	-	-
Drake	-	-	-	-	-	-	-	25	24	-	-	-
BYU	4	4	3	6	15	14	22	-	-	-	-	-
San Diego	-	-	-	-	-	22	24	-	-	-	-	-
Georgia Southern	-	-	17	12	21	18	-	-	-	-	-	-
Radford	-	-	-	-	16	21	-	-	-	-	-	-
Loyola Chicago	3	8	8	9	10	-	-	-	-	-	-	-
Illinois State	14	17	14	19	20	-	-	-	-	-	-	-
Northern Kentucky	-	-	24	-	23	-	-	-	-	-	-	-
Saint Mary's	9	7	4	15	-	-	-	-	-	-	-	-
Bradley	-	-	-	18	-	-	-	-	-	-	-	-
Harvard	7	11	12	22	-	-	-	-	-	-	-	-
Northeastern	6	6	11	-	-	-	-	-	-	-	-	-
Southern Illinois	10	9	20	-	-	-	-	-	-	-	-	-
Stephen F. Austin	19	21	-	-	-	-	-	-	-	-	-	-
Rider	15	-	-	-	-	-	-	-	-	-	-	-
Wright State	21	-	-	-	-	-	-	-	-	-	-	-

Others receiving votes: Northern Kentucky 61, Saint Mary's 57, Loyola Marymount 49, Bowling Green 29, Loyola Chicago 28, Northeastern 25, Kent State 24, Georgia Southern 17, Abilene Christian 15, Princeton 15, BYU 9, San Diego 7, Ball State 6, Radford 6, Valparaiso 6, Sam Houston State 5, UL Monroe 5, Winthrop 5, Louisiana 4, Weber State 3, Central Michigan 2, NJIT 2, Austin Peay 1, Drake 1, Rider 1.

NATIONAL/REGIONAL RECOGNITION

Jerry West Shooting Guard of the Year Award

Watch list

Fletcher Magee, Wofford, Sr., G

Lou Henson Award (top DI mid-major player)

Initial watch list

Matt Rafferty, Furman, Sr., F
Francis Alonso, UNCG, Sr., G
James Dickey, UNCG, Jr., F
Cameron Jackson, Wofford, R-Sr., F
Fletcher Magee, Wofford, Sr., G

Midseason watch list

Matt Rafferty, Furman, Sr., F
Francis Alonso, UNCG, Sr., G
Cameron Jackson, Wofford, R-Sr., F
Fletcher Magee, Wofford, Sr., G

Kareem Abdul-Jabbar Award Watch List

James Dickey, UNCG, Jr., F

Senior CLASS Award candidate

Zane Najdawi, The Citadel, Sr., F

Andy Katz National Player of the Week

Jordan Lyons, Furman, Jr., G Nov. 19, 2018

ALL-AROUND SUCCESS

Furman senior forward Matt Rafferty is the only player in the SoCon to rank in the top 10 in scoring, rebounding, assists, steals and blocked shots. Only three other qualified players in the league appear in the top 10 in even three of those categories, with Cameron Jackson of Wofford appearing in four.

	Pts	Reb	Ast	St	Blk
Matt Rafferty, FUR	5th	3rd	4th	3rd	3rd
	17.7	9.0	4.1	2.5	1.3
Cameron Jackson, WOF	10th	6th	x	6th	6th
	15.0	7.6	x	1.5	1.1
Jeromy Rodriguez, ETSU	x	1st	x	10th	9th
	x	12.0	x	1.2	0.8
Josh Sharkey, SAM	8th	x	1st	1st	x
	15.7	x	6.9	2.8	x

ASSOCIATED PRESS TOP 25

School (1st-place)	PS	N12	N19	N26	D3	D10	D17	D24	D31	J7	J14	J21
Tennessee (48)	6	5	5	6	7	3	3	3	3	3	3	1
Duke (11)	4	1	1	3	3	2	2	1	1	1	1	2
Virginia (3)	5	4	4	4	4	6	5	4	4	4	4	3
Gonzaga	3	3	3	1	1	4	8	7	7	5	5	4
Michigan	19	18	9	7	5	5	4	2	2	2	2	5
Michigan State (2)	10	11	11	9	10	9	10	8	8	6	6	6
Nevada	7	6	6	5	6	7	6	6	6	10	10	7
Kentucky	2	10	10	10	9	19	19	16	13	18	12	8
Kansas	1	2	2	2	2	1	1	5	5	7	7	9
Virginia Tech	15	16	13	13	15	13	13	10	10	9	9	10
North Carolina	8	7	7	11	14	12	9	14	15	12	13	11
Marquette	-	24	-	-	-	21	20	18	16	21	15	12
Maryland	-	-	-	24	23	-	-	-	-	-	19	13
Texas Tech	-	-	-	20	13	11	12	11	11	8	8	t14
Buffalo	-	25	22	21	17	14	14	21	20	19	16	t14
Auburn	11	9	8	8	8	8	7	12	12	11	14	16
Houston	-	-	-	-	-	24	21	22	19	17	21	17
Villanova	9	8	-	23	21	17	-	-	-	-	22	18
Iowa	-	-	20	14	18	22	23	24	25	-	23	19
Ole Miss	-	-	-	-	-	-	-	-	-	-	18	20
NC State	-	-	-	-	-	-	-	20	18	15	17	21
Mississippi State	18	17	15	25	22	18	17	19	17	14	24	22
Louisville	-	-	-	-	-	-	-	-	-	-	-	23
Iowa State	-	-	-	-	-	-	-	-	-	20	-	24
LSU	23	22	19	-	-	-	-	-	-	-	-	25
Florida State	17	14	14	15	11	10	11	9	9	13	11	-
Oklahoma	-	-	-	-	-	-	-	25	23	23	20	-
Indiana	-	-	-	-	-	t25	22	23	21	22	25	-
Ohio State	-	-	23	16	19	15	15	13	14	16	-	-
St. John's	-	-	-	-	-	-	-	-	-	24	-	-
TCU	20	21	18	-	-	-	-	-	-	25	-	-
Wisconsin	-	-	25	22	12	16	16	15	22	-	-	-
Nebraska	-	-	-	-	24	-	25	-	24	-	-	-
Arizona State	-	-	-	-	20	20	18	17	-	-	-	-
Furman	-	-	-	-	25	23	24	-	-	-	-	-
Syracuse	16	15	-	-	-	t25	-	-	-	-	-	-
Kansas State	12	12	12	12	16	t25	-	-	-	-	-	-
Texas	-	-	-	17	-	-	-	-	-	-	-	-
Oregon	14	13	21	18	-	-	-	-	-	-	-	-
Purdue	24	23	24	19	-	-	-	-	-	-	-	-
Clemson	22	19	16	-	-	-	-	-	-	-	-	-
UCLA	21	20	17	-	-	-	-	-	-	-	-	-
West Virginia	13	-	-	-	-	-	-	-	-	-	-	-
Washington	25	-	-	-	-	-	-	-	-	-	-	-

Others receiving votes: Florida State 139, Purdue 111, Kansas State 91, Nebraska 66, Wisconsin 64, Oklahoma 16, Syracuse 13, Washington 11, Murray State 9, Cincinnati 6, **Wofford 5**, Saint Louis 3, Florida 2, San Francisco 2, TCU 1, Hofstra 1

USA TODAY COACHES TOP 25

School (1st-place)	PS	N19	N26	D3	D10	D17	D24	D31	J7	J14	J21
Tennessee (30)	6	5	7	7	4	4	3	3	3	3	1
Duke (2)	3	1	3	3	2	2	2	1	2	2	2
Virginia	5	4	4	4	3	3	1	2	1	1	3
Gonzaga	4	3	1	1	6	9	8	8	6	5	4
Michigan State	10	11	8	10	9	8	7	7	5	6	5
Michigan	18	8	5	5	5	5	4	4	4	4	6
Nevada	9	7	6	6	7	6	6	5	11	10	7
Virginia Tech	17	14	12	14	13	13	10	10	7	7	8
Kentucky	2	10	9	8	18	18	15	14	18	14	9
Kansas	1	2	2	2	1	1	5	6	9	8	10
Marquette	-	-	-	-	-	23	20	18	19	13	11
North Carolina	7	6	13	12	12	10	14	15	12	15	12
Texas Tech	-	-	19	13	11	11	13	11	8	9	13
Buffalo	-	25	20	18	15	15	22	t20	20	t17	14
Auburn	12	9	t10	9	8	7	t11	13	10	12	15
Maryland	-	-	-	23	23	24	-	-	-	22	16
Houston	-	-	-	-	22	20	19	17	15	t17	17
Villanova	8	-	23	21	16	-	-	-	-	21	18
NC State	-	-	-	-	-	-	24	19	16	16	19
Ole Miss	-	-	-	-	-	-	-	-	-	20	20
Iowa	-	22	15	19	21	21	21	t20	25	24	21
Mississippi State	19	15	25	22	17	16	t17	16	14	23	22
Florida State	15	13	14	11	10	12	9	9	13	11	23
Louisville	-	-	-	-	-	-	-	-	-	-	24
Iowa State	-	-	-	-	-	-	-	-	21	-	25
Oklahoma	-	-	-	-	-	-	-	25	22	19	-
Indiana	-	-	-	-	-	-	25	22	24	25	-
Ohio State	-	23	16	17	14	14	t11	12	17	-	-
St. John's	-	-	-	-	-	-	-	-	23	-	-
Wisconsin	-	-	22	16	19	17	16	t23	-	-	-
Nebraska	25	24	-	25	25	22	23	t23	-	-	-
Arizona State	-	-	-	20	20	19	t17	-	-	-	-
Furman	-	-	-	-	-	25	-	-	-	-	-
Kansas State	11	12	t10	15	24	-	-	-	-	-	-
Purdue	22	19	18	24	-	-	-	-	-	-	-
Texas	-	-	17	-	-	-	-	-	-	-	-
Oregon	16	20	21	-	-	-	-	-	-	-	-
Clemson	23	16	24	-	-	-	-	-	-	-	-
UCLA	20	17	-	-	-	-	-	-	-	-	-
TCU	21	18	-	-	-	-	-	-	-	-	-
LSU	-	21	-	-	-	-	-	-	-	-	-
West Virginia	13	-	-	-	-	-	-	-	-	-	-
Syracuse	14	-	-	-	-	-	-	-	-	-	-
Washington	24	-	-	-	-	-	-	-	-	-	-

Others receiving votes: LSU 54, Kansas State 50, Nebraska 40, Oklahoma 38, Purdue 30, Wisconsin 27, TCU 12, **Furman 9**, Washington 9, Indiana 9, North Texas 8, Ohio State 5, Arizona State 4, Cincinnati 4, UCF 3, Texas State 2, Murray State 2, **Wofford 1**

ACTIVE SoCon CAREER LEADERS

Points scored

2,146	Fletcher Magee, Wofford, Sr.
1,864	Francis Alonso, UNCG, Sr.
1,449	Zane Najdawi, The Citadel, Sr.
1,177	Cameron Jackson, Wofford, R-Sr.
1,099	Matt Rafferty, Furman, Sr.

Points scored per game (min. 800 points)

18.19	Fletcher Magee, Wofford, Sr.
17.16	Bubba Parham, VMI, So.
15.03	Francis Alonso, UNCG, Sr.
12.71	Zane Najdawi, The Citadel, Sr.
10.77	Matt Rafferty, Furman, Sr.

Field-goal percentage (min. 240 made)

.591	Cameron Jackson, Wofford, R-Sr.	(9)
.574	Matt Rafferty, Furman, Sr.	
.532	James Dickey, UNCG, Jr.	
.531	Isaiah Miller, UNCG, So.	
.486	Zane Najdawi, The Citadel, Sr.	

3-point field goals made

423	Fletcher Magee, Wofford, Sr.	(1)
354	Francis Alonso, UNCG, Sr.	(5)
294	Matt Frierson, The Citadel, Sr.	(9)
174	Quayson Williams, The Citadel, Sr.	
173	Jordan Lyons, Furman, Jr.	

3-point field-goal percentage (min. 120 made)

.429	Fletcher Magee, Wofford, Sr.	(10)
.423	Andrew Brown, Furman, Sr.	
.421	Ross Cummings, Mercer, Jr.	
.411	Francis Alonso, UNCG, Sr.	
.393	Nathan Hoover, Wofford, Jr.	

Free-throw percentage (min. 110 made)

.909	Fletcher Magee, Wofford, Sr.	(1)
.902	Matt Frierson, The Citadel, Sr.	
.875	Francis Alonso, UNCG, Sr.	(6)
.852	Nathan Hoover, Wofford, Jr.	
.850	Matt Halvorsen, WCU, So.	

Rebounds

724	Matt Rafferty, Furman, Sr.
653	Marc Gosselin, Western Carolina, Sr.
644	Zane Najdawi, The Citadel, Sr.
629	James Dickey, UNCG, Jr.
595	Cameron Jackson, Wofford, R-Sr.

Rebounds per game (min. 280 rebounds)

7.77	James Dickey, UNCG, Jr.
7.10	Matt Rafferty, Furman, Sr.
6.55	Mladen Armus, ETSU, So.
5.65	Zane Najdawi, The Citadel, Sr.
5.58	Marc Gosselin, Western Carolina, Sr.

Blocked shots

176	Zane Najdawi, The Citadel, Sr.
143	James Dickey, UNCG, Jr.
111	Cameron Jackson, Wofford, R-Sr.
86	Matt Rafferty, Furman, Sr.
54	Kyrin Galloway, UNCG, Jr.

Steals

172	Josh Sharkey, Samford, Jr.
150	Matt Rafferty, Furman, Sr.
145	Cameron Jackson, Wofford, R-Sr.
139	Demetrius Troy, UNCG, Sr.
114	Quayson Williams, The Citadel, Sr.

Assists

439	Josh Sharkey, Samford, Jr.
395	Demetrius Troy, UNCG, Sr.
282	Francis Alonso, UNCG, Sr.
247	Matt Rafferty, Furman, Sr.
199	Storm Murphy, Wofford, So.

Assists per game (min. 150 assists)

5.10	Josh Sharkey, Samford, Jr.
3.83	Storm Murphy, Wofford, So.
3.38	Demetrius Troy, UNCG, Sr.
2.42	Matt Rafferty, Furman, Sr.
2.27	Francis Alonso, UNCG, Sr.

(SoCon career rank)

SoCon RECORD BOOK

INDIVIDUAL

Coaching victories at SoCon school

1.	447	Bob McKillop, DAV	1992-2014
2.	284	Mike Young, WOF	2002-present
3.	243	Mack McCarthy, UTC	1985-97
	243	Burton Shipley, MD	1923-47
5.	230	Bill Reinhart, GW	1935-42; 49-66

Coaching wins per season (min. two seasons)

Avg. Wins		Yrs.			
1.	26.7	187	7	Everett Case, NCSU	1946-53
2.	26.0	52	2	Ben Carnevale, UNC	1944-46
3.	25.3	76*	3	Steve Forbes, ETSU	2015-pr.
4.	24.3	146	6	Fred Schaus, WVU	1954-60
5.	23.8	95	4	John Kresse, CofC	1998-02

* Entering 2018-19 season

Field-goal percentage

Career (min. 400 made)

Pct.		FG-FGA		
1.	69.0	412-597	Ricky Nedd, APP	1991-94
2.	61.3	448-731	Kris Acox, FUR	2013-17
3.	60.2	442-734	Rich DiBenedetto, DAV	1978-81
4.	59.9	764-1276	Noah Dahlman, WOF	2007-11
5.	59.8	522-873	Kareem Livingston, APP	1997-98
6.	59.6	647-1,086	Kyle Hines, UNCG	2004-07
7.	59.3	426-718	Joey Brooks, FUR	1986-89
8.	59.2	415-701	Jeremy Simmons, CofC	2007-11
9.	59.1	486-823	Cameron Jackson, WOF	2014-pr.
10.	58.9	548-930	Mike Groselle, CIT	2009-13

3-point field goals made

Game	
1.	15 Keith Veney, Marshall* 12/16/96
15	Jordan Lyons, FUR* 11/15/18
3.	11 Elton Nesbitt, GSU vs. UTC 1/17/05
	11 Fletcher Magee, WOF at UTC 2/17/18
5.	10 Nine times. This season: Matt Frierson, CIT vs. Johnson 11/14/18 Bubba Parham, VMI at Kentucky 11/18/18

Career

1.	423	Fletcher Magee, WOF	2015-pr.
2.	414	Stephen Curry, DAV	2006-09
3.	396	Andrew Goudebeck, CofC	2007-11
4.	358	Donald Sims, APP	2007-11
5.	354	Francis Alonso, UNCG	2015-pr.
6.	312	Karl Cochran, WOF	2011-15
7.	299	Ian Chadwick, WOF	1997-01
8.	295	Zach Urbanus, CIT	2007-11
9.	294	Matt Frierson, CIT	2015-pr.
10.	278	Jake Robinson, WCU	2006-10

3-point field goals attempts

Game	
1.	34 Jordan Lyons, FUR* Nov. 15, 2018
2.	25 Keith Veney, Marshall Dec. 16, 1996

* NCAA record

3-point percentage (min. 120 made)

Career		Pct.		3FG-3FGA	
1.	49.3	223-452	Keith Jennings, ETSU	1989-91	
2.	45.2	126-279	Alan Puckett, CIT	1999-02	
3.	45.1	146-324	Shawn Reid, FUR	1984-88	
4.	44.7	159-356	Brandon Born, UTC	1991-95	
5.	44.5	154-346	Derek Rucker, DAV	1985-88	
6.	44.0	166-377	D. Denzel-Dyson, SAM	2016-18	
7.	44.0	131-298	David Donerlson, WCU	1989-90	
8.	43.4	190-438	Peter Anderer, DAV	2000-03	
9.	43.2	189-437	Kemp Phillips, APP	1987-90	
10.	42.9	423-987	Fletcher Magee, WOF	2015-pr.	

Free-throw percentage (min. 200 made)

Career

Pct.		FT-FTA		
1.	90.9	349-384	Fletcher Magee, WOF	2015-pr.
2.	89.3	358-401	Nik Cochran, DAV	2009-13
3.	89.2	545-611	Donald Sims, APP	2007-11
4.	88.9	281-316	Chad Copeland, UTC	1993-94
5.	87.6	479-857	Stephen Curry, DAV	2007-09
6.	87.5	364-416	Francis Alonso, UNCG	2015-pr.
7.	86.6	214-247	Johnny Mitchell, VMI	1967-69
8.	86.4	260-301	Greg White, MAR	1978-81
9.	86.3	253-293	Jordan Strawberry, MER	2014-18
10.	86.3	201-233	Demetre Rivers, MER	2014-18

TEAM

Scoring

Game

1.	154	Furman vs. The Citadel	1/8/55
2.	149	Furman vs. Newberry	2/13/54
3.	148	The Citadel vs. Mid-Atlantic Christian	11/12/18
4.	146	The Citadel vs. Johnson	11/11/16
5.	144	The Citadel vs. Toccoa Falls	12/7/16
6.	141	Western Carolina vs. Toccoa Falls	1/17/12
7.	137	Davidson vs. Warren Wilson	12/9/91
	137	The Citadel vs. Johnson	11/14/18
9.	133	Western Carolina vs. Toccoa Falls	11/26/01
	133	VMI vs. Mid-Atlantic Christian	12/2/14

Field goals made

Game

1.	63	Furman vs. Newberry	12/13/54
2.	61	Davidson vs. Warren Wilson	12/10/91
3.	61	Western Carolina vs. Toccoa Falls	11/6/01
4.	57	The Citadel vs. Mid-Atlantic Christian	11/12/18

Field-goal attempts

Game

1.	116	Furman vs. The Citadel	1/8/55
2.	102	The Citadel vs. USC Aiken	2/17/82
3.	106	The Citadel vs. Johnson	11/11/16
4.	105	VMI vs. Mid-Atlantic Christian	12/2/14
5.	104	The Citadel vs. UMBC	12/19/16
6.	98	Davidson vs. New Hampshire	12/28/62
	98	Western Carolina vs. Toccoa Falls	11/20/08
	98	The Citadel vs. Mid-Atlantic Christian	11/12/18

3-point field goals made

Game

1.	24	VMI vs. Furman	2/12/15
2.	23	The Citadel vs. Mid-Atlantic Christian	11/12/18
23	The Citadel vs. High Point	11/27/18	
4.	22	Ga. Southern vs. Chattanooga	1/17/05
5.	21	Furman vs. Virginia Intermont	12/29/04
	21	VMI vs. Johnson	11/18/14
	21	The Citadel vs. Ogelthorpe	11/10/17
	21	Furman vs. North Greenville	11/15/18

3-point field-goal attempts

Game

1.	57	VMI vs. Mid-Atlantic Christian	12/2/14
2.	55	VMI vs. Marist	12/13/14
3.	51	The Citadel vs. Mid-Atlantic Christian	11/12/18
4.	52	Davidson vs. Colby	11/21/06
5.	50	The Citadel at Air Force	12/2/15
	50	The Citadel vs. Johnson	11/13/16
	50	The Citadel vs. UMBC	12/19/16
8.	49	Furman vs. North Greenville	11/15/18
9.	48	The Citadel vs. Truett McConnell	11/15/16
	48	The Citadel at Western Carolina	2/25/18
	48	The Citadel vs. Johnson	11/14/18

Rebounds

Game

1.	78	George Wash. vs. Georgetown	1968-69
2.	76	Davidson vs. VMI	Jan. 8, 1970
3.	70	VMI vs. Mid-Atlantic Christian	Dec. 2, 2014
4.	68	Davidson vs. Emory	Nov. 9, 2007
5.	67	The Citadel vs. Clemson	Nov. 25, 2000
	67	The Citadel vs. Johnson	Nov. 13, 2016
7.	65	Ga. Southern vs. UC Davis	Nov. 12, 2006
8.	64	ETSU vs. Reinhardt	Dec. 3, 2018
9.	63	ETSU vs. UVA-Wise	Nov. 18, 2014
	63	The Citadel vs. Mid-Atlantic Christian	11/12/18

SPECIALTY STATS LEADERS

50-point games	Ovr.	SoCon
Jordan Lyons, FUR	1	0

40-point games	Ovr.	SoCon
Jordan Lyons, FUR	1	0

30-point games	Ovr.	SoCon
Bubba Parham, VMI	5	1
Ross Cummings, MER	3	2
Matt Frierson, CIT	1	0
Lew Stallworth, CIT	1	1
Jordan Lyons, FUR	1	0
Francis Alonso, UNCG	1	1
Kyrin Galloway, UNCG	1	0
Kameron Gibson, WCU	1	0
Nathan Hoover, WOF	1	0

20-point games	Ovr.	SoCon
Bubba Parham, VMI	10	3
Lew Stallworth, CIT	8	3
Ross Cummings, MER	8	6
Fletcher Magee, WOF	8	5
Matt Rafferty, FUR	7	4
Francis Alonso, UNCG	7	2
Josh Starkey, SAM	7	3
Kevin Easley, UTC	6	4
Tray Boyd III, ETSU	5	1
Jordan Lyons, FUR	5	2
Cameron Jackson, WOF	5	2
Matt Frierson, CIT	4	1
Brandon Austin, SAM	4	1
Kameron Gibson, WCU	4	2
Kaiden Rice, CIT	3	0
Isaiah Miller, UNCG	3	3
Ruben Guerrero, SAM	3	1
Nathan Hoover, WOF	3	2
Zane Najdawi, CIT	2	1
Alex Reed, CIT	2	1
Jeremy Rodriguez, ETSU	2	1
Daivien Williamson, ETSU	2	2
Clay Mounce, FUR	2	0
Djordje Dimitrijevic, MER	2	1
Myron Gordon, SAM	2	1
Carlos Dotson, WCU	2	1
Matt Halvorsen, WCU	2	1
Onno Steger, WCU	2	2
Kyrin Galloway, UNCG	1	0
Kaleb Hunter, UNCG	1	0
Keivon Nolan, SAM	1	0
Jerry Johnson Jr., UTC	1	0
Garrett Gilkeson, VMI	1	0
Jake Stephens, VMI	1	0

15-rebound games	Ovr.	SoCon
Jeremy Rodriguez, ETSU	5	2
Matt Rafferty, FUR	2	1
Carlos Dotson, WCU	2	1
Mladen Armus, ETSU	1	1
Ruben Guerrero, SAM	1	0
Thomas Smallwood, UTC	1	0

10-rebound games	Ovr.	SoCon
Jeremy Rodriguez, ETSU	15	5
Matt Rafferty, FUR	9	4
Carlos Dotson, WCU	9	5
Mladen Armus, ETSU	7	2
Robert Allen, SAM	5	1
Ruben Guerrero, SAM	5	3
Zane Najdawi, CIT	4	1
Clay Mounce, FUR	4	2
James Dickey, UNCG	4	1
Cameron Jackson, WOF	4	1
Kevin Easley, UTC	3	2
Tyler Creammer, VMI	3	0
Hayden Brown, CIT	2	1
Lew Stallworth, CIT	2	0
Brandon Austin, SAM	2	1
Marc Gosselin, WCU	2	1
Keve Aluma, WOF	2	1
Chevez Goodwin, WOF	2	1
Kaelon Harris, CIT	1	0
Alex Reed, CIT	1	0
D'Andre Bernard, ETSU	1	0
Octavion Corley, ETSU	1	0

10-rebound games (cont.)	Ovr.	SoCon
Fardaws Aimaq, MER	1	0
Ethan Stair, MER	1	1
Jaylen Stowe, MER	1	0
Eric Hamilton, UNCG	1	1
Josh Starkey, SAM	1	0
Thomas Smallwood, UTC	1	0
Ramon Vila, UTC	1	1
Garrett Gilkeson, VMI	1	0

15-assist games	Ovr.	SoCon
10-assist games	Ovr.	SoCon
Josh Starkey, SAM	4	2
Lew Stallworth, CIT	3	0
Quayson Williams, CIT	1	0
Alex Hunter, FUR	1	1
Donovann Toatley, UTC	1	0
Greg Parham, VMI	1	0

5-block games	Ovr.	SoCon
Zane Najdawi, CIT	1	0
Octavion Corley, ETSU	1	0

Double-doubles	Ovr.	SoCon
Jeremy Rodriguez, ETSU	12	5
Matt Rafferty, FUR	9	4
Carlos Dotson, WCU	8	4
Lew Stallworth, CIT	5	1
Josh Starkey, SAM	5	2
Zane Najdawi, CIT	4	1
Ruben Guerrero, SAM	4	2
Clay Mounce, FUR	3	2
Cameron Jackson, WOF	3	0
Hayden Brown, CIT	2	1
Mladen Armus, ETSU	2	1
Robert Allen, SAM	2	1
Brandon Austin, SAM	2	1
Kevin Easley, UTC	2	2
Alex Hunter, FUR*	1	1
Ethan Stair, MER	1	1
Jaylen Stowe, MER	1	0
James Dickey, UNCG	1	0
Eric Hamilton, UNCG	1	1
Thomas Smallwood, UTC	1	0
Ramon Vila, UTC	1	1
Tyler Creammer, VMI	1	0
Garrett Gilkeson, VMI	1	0
Greg Parham, VMI*	1	0
Marc Gosselin, WCU	1	0
Chevez Goodwin, WOF	1	0

20/15 games	Ovr.	SoCon
Jeremy Rodriguez, ETSU	2	1
Ruben Guerrero, SAM	1	0

20/10 games	Ovr.	SoCon
Matt Rafferty, FUR	3	1
Jeremy Rodriguez, ETSU	2	1
Ruben Guerrero, SAM	2	0
Josh Starkey, SAM*	2	1
Zane Najdawi, CIT	1	0
Lew Stallworth, CIT	1	0
Clay Mounce, FUR	1	0
Brandon Austin, SAM	1	0
Carlos Dotson, WCU	1	1

^ 3 nonconference dbl-dbls were points/assists
+ 4 were points/assists
* points/assists

SoCon 3-POINT PROWESS

• Three league players have hit at least 10 3-pointers in a game this season, highlighted by Furman's Jordan Lyons matching the SoCon and NCAA Division I records with 15 against North Greenville on Nov. 13. The Citadel's Matt Frierson hit a school-record 10 in a win over Johnson University on Nov. 14 and VMI's Bubba Parham hit a school-record 10 in a loss at No. 10 Kentucky on Nov. 18. The Keydets hit 19 3s in the contest, the most ever against Kentucky and a Rupp Arena record.

• The Citadel has hit 23 3-pointers twice this season, falling one shy of the SoCon record both times. The Bulldogs set their school record with 23 against Mid-Atlantic Christian on Nov. 12 and matched it against High Point on Nov. 27.

• Furman matched its school record with 21 3-pointers against North Greenville on Nov. 13.

• The Citadel leads NCAA Division I with 13.2 made 3-pointers per game this season. The Bulldogs finished last season averaging 12.1 made 3-pointers per game, which was second in DI. Wofford finished fifth in 3-point percentage at 41.3.

• Wofford's Fletcher Magee is 10th in SoCon history with a career 3-point percentage of 42.9 (see chart on page 5).

• Magee (423, first), UNCG's Francis Alonso (354, fifth) and The Citadel's Frierson (294, ninth) are all in the top 10 in career 3-pointers in SoCon history. For more info, see the chart on the previous page.

• Six SoCon student-athletes have active streaks of at least 10 games with a made 3-pointer, led by UNCG's Francis Alonso's 53-game streak. Wofford's Magee (60) and The Citadel's Frierson (52) had similar lengthy streaks snapped earlier this season.

Consecutive games with a 3-pointer

Player, school	'18-19	'17-18	'16-17	Total
Francis Alonso, UNCG, Sr.	20	33	x	53
Alex Hunter, FUR, So.	11	x	x	11
Brandon Austin, SAM, R-Jr.	11	x	x	11
Ross Cummings, MER, So.	10	x	x	10
Austin Vereen, VMI, Sr.*		10	x	10
Fletcher Magee, WOF, Sr.	10	x	x	10

* has yet to play this season

• Frierson, whose 114 3-pointers last season were good for 10th in a season in SoCon history, is on pace for 123 this year, which would tie for seventh. Magee, whose 148 3-pointers were good for second in SoCon history and fifth in NCAA DI lore, is on pace for 117 this year.

Single-season 3-pointers, SoCon history

162	Stephen Curry, Davidson	2007-08
148	Fletcher Magee, Wofford	2017-18
135	Stephen McDowell, Chattanooga	2008-09
131	Andrew Goudelock, Col. of Charleston	2010-11
130	Keith Veney, Marshall	1996-97
130	Stephen Curry, Davidson	2008-09
123	Donald Sims, Appalachian State	2009-10
122	Stephen Curry, Davidson	2006-07
118	Keddric Mays, Chattanooga	2006-07
114	Matt Frierson, The Citadel	2017-18

Single-season 3-pointers, NCAA history

162	Stephen Curry, Davidson	2007-08
158	Darrin Fitzgerald, Butler	1986-87
155	Akeem Richmond, East Carolina	2013-14
152	Freddie Banks, UNLV	1986-87
148	Fletcher Magee, Wofford	2017-18

SoCON vs. OTHER CONFERENCES

American Athletic (1-1)

11/14 SMU 98, Western Carolina 65
11/24 The Citadel 84, South Florida 81

Atlantic Coast (0-7)

11/6 #22 Clemson 100, The Citadel 80
11/6 #8 North Carolina 78, Wofford 67
11/9 Pittsburgh 94, VMI 55
11/24 NC State 78, Mercer 74
11/27 Wake Forest 71, Western Carolina 64
12/5 #15 Virginia Tech 89, VMI 68
12/5 NC State 100, Western Carolina 67

Atlantic Sun (6-1)

11/6 Samford 91, North Alabama 74
11/12 Samford 74, Kennesaw State 60
11/18 Jacksonville 74, Chattanooga 66
(Mobile, Ala.)
11/23 VMI 87, Stetson 79 (OT)
11/24 Western Carolina 77, Jacksonville 65
12/15 UNCG 53, North Alabama 48
12/21 VMI 89, North Alabama 68

Big 12 (0-3)

11/16 Texas 97, The Citadel 69
11/18 Oklahoma 75, Wofford 64
12/4 #2 Kansas 72, Wofford 47

Big East (1-1)

11/11 Creighton 75, ETSU 69
11/17 Furman 76, No. 8 Villanova 68 (OT)

Big South (12-4)

11/10 Wofford 68, High Point 60
11/13 Furman 88, Gardner-Webb 86 (OT)
11/14 VMI 78, USC Upstate 72
11/17 ETSU 76, Winthrop 74
11/25 Furman 65, UNC Asheville 51
11/27 The Citadel 112, High Point 87
12/1 Longwood 65, VMI 45
12/8 Western Carolina 71, UNC Asheville 59
12/8 #25 Furman 74, USC Upstate 60
12/11 #23 Furman 77, Charleston Southern 69
12/12 Presbyterian 103, VMI 70
12/15 High Point 86, Western Carolina 59
12/15 Wofford 92, UNC Asheville 49
12/18 The Citadel 82, Campbell 76
12/18 UNCG 65, Radford 58
12/29 Longwood 110, The Citadel 94

Big Ten (0-4)

11/20 #23 Ohio State 68, Samford 50
11/23 #8 Michigan 83, Chattanooga 55
12/15 Illinois 73, ETSU 55
12/18 #23 Iowa 78, Western Carolina 60

Colonial (7-1)

11/10 Coll. of Charleston 77, Western Carolina 74
11/13 UNCG 82, UNCW 61
11/20 The Citadel 91, James Madison 82 (OT)
11/23 UNCG 84, Delaware 65
12/4 #25 Furman 98, Elon 77
12/7 UNCG 75, Elon 74
12/15 #23 Furman 93, UNCW 50
12/21 Mercer 77, UNCW 73

Conference USA (2-3)

11/6 Chattanooga 80, Charlotte 69
11/6 UAB 75, Mercer 67
11/21 Southern Miss 68, Western Carolina 63
(Cancun, Mexico)
11/24 UNCG 80, Louisiana Tech 73
(Newark, Del.)
12/5 Florida Atlantic 68, Mercer 64

Horizon (1-1)

11/7 Wright State 96, Western Carolina 73
11/18 Samford 73, Cleveland State 60

Ivy (0-1)

12/29 Harvard 71, Mercer 67
(Atlanta, Ga.)

Mid-American (0-1)

12/21 Bowling Green 73, Western Carolina 52

Mid-Eastern Athletic (6-0)

11/6 UNCG 74, North Carolina A&T 66
11/20 Mercer 80, Maryland Eastern Shore 42
11/21 Wofford 98, Coppin State 65
11/25 Samford 77, South Carolina State 60
12/12 UNCG 77, Coppin State 54
12/22 ETSU 89, Norfolk State 61
(El Paso, Texas)

Missouri Valley (1-0)

11/9 Furman 60, Loyola Chicago 58

Mountain West (1-0)

12/21 ETSU 76, Wyoming 53
(El Paso, Texas)

Non-Division I (23-0)

11/6 Furman 102, Bob Jones 48
11/6 VMI 89, Washington College 56
11/8 ETSU 109, Hiwassee 44
11/9 Mercer 105, Piedmont 52
11/11 VMI 98, Goucher 34
11/12 The Citadel 148, Mid-Atlantic Christian 75
11/13 Chattanooga 92, Cumberland 61
11/13 Wofford 95, Carver 34
11/14 The Citadel 137, Johnson 60
11/14 Samford 66, Miles College 57
11/15 Furman 107, North Greenville 67
11/16 UNCG 105, Johnson & Wales 57
11/17 Western Carolina 94, Hiwassee 55
11/20 VMI 106, Kentucky Christian 80
11/21 Furman 74, Southern Wesleyan 57
11/23 Wofford 97, Mars Hill 46
11/27 Mercer 90, Brewton-Parker 65
11/27 UNCG 111, Greensboro College 33
11/27 Chattanooga 95, Hiwassee 62
12/3 ETSU 107, Reinhardt 60
12/5 The Citadel 127, Johnson & Wales 93
12/6 Wofford 112, Kentucky Christian 58
12/21 Chattanooga 79, Bryan 45

Ohio Valley (6-5)

11/9 Samford 92, Jacksonville State 72
11/10 Eastern Kentucky 81, Chattanooga 78
11/16 Mercer 77, UT Martin 60
11/17 Southeast Missouri 63, Chattanooga 42
(Mobile, Ala.)
11/20 Jacksonville State 84, Western Carolina 53
(Cancun, Mexico)
11/29 Belmont 99, Samford 93 (OT)
12/1 Chattanooga 71, Tennessee Tech 60
12/8 ETSU 80, UT Martin 62
12/13 Samford 77, Morehead State 72 (OT)
12/15 The Citadel 86, Southeast Missouri 74
12/18 UT Martin 75, Chattanooga 72

Pac-12 (0-0)

11/16 Wofford at Stanford, canc.

Patriot (0-1)

11/27 American 74, VMI 64

American Athletic.....	1-1
Atlantic Coast.....	0-7
Atlantic Sun.....	6-1
Big 12.....	0-3
Big East.....	1-1
Big South.....	12-4
Big Ten.....	0-4
Colonial.....	7-1
Conference USA.....	2-3
Horizon.....	1-1
Independent.....	0-0
Ivy.....	0-1
Mid-American.....	0-1
Mid-Eastern Athletic.....	6-0
Missouri Valley.....	1-0
Mountain West.....	1-0
Non-Division I.....	23-0
Ohio Valley.....	6-5
Pac-12.....	0-0
Patriot.....	0-1
Southeastern.....	1-8
Southland.....	2-0
Southwestern Athletic.....	2-0
Summit.....	2-0
Sun Belt.....	2-5
Western Athletic.....	1-0

Total.....	77-47
Home.....	52-7
Away.....	22-35
Neutral.....	3-5
vs. Top 25.....	1-12

Southeastern (1-8)

11/9 #23 LSU 97, UNCG 91
11/18 #10 Kentucky 92, VMI 82
11/26 Wofford 81, South Carolina 61
12/1 #9 Kentucky 78, UNCG 61
12/16 Ole Miss 90, Chattanooga 70
12/18 Florida 71, Mercer 63
12/19 #3 Tennessee 83, Samford 70
12/19 #17 Mississippi State 98, Wofford 87
12/21 LSU 75, #24 Furman 57

Southland (2-0)

11/20 ETSU 77, Sam Houston State 63
12/17 Samford 85, Houston Baptist 61

Southwestern Athletic (2-0)

11/19 UNCG 74, Prairie View A&M 66
12/9 Samford 77, Alabama A&M 59

Summit (2-0)

11/23 Samford 74, Purdue Fort Wayne 66
11/24 ETSU 79, North Dakota State 61

Sun Belt (2-5)

11/6 Georgia State 74, ETSU 68
11/13 Georgia State 62, Mercer 60
11/16 South Alabama 73, Chattanooga 54
11/27 ETSU 69, Georgia Southern 64
12/8 Georgia Southern 89, Mercer 74
12/9 Wofford 82, Coastal Carolina 71
12/12 Georgia State 95, Chattanooga 88

Western Athletic (1-0)

11/19 ETSU 86, Chicago State 61

Home teams underlined All times Eastern

2018-19 SoCon BASKETBALL SCHEDULES (ALL TIMES EASTERN)



The Citadel (9-9, 1-6 SoCon)

N6	at No. 22 Clemson (ACC Network Extra)	L, 80-100
N12	MID-ATLANTIC CHRISTIAN# (ESPN+)	W, 148-75
N14	JOHNSON UNIVERSITY# (ESPN3)	W, 137-60
N16	at Texas# (Longhorn Network)	L, 69-97
N20	at James Madison (Madison)	W, 91-82 (OT)
N24	at South Florida (ESPN3)	W, 84-81
N27	HIGH POINT (ESPN+)	W, 112-87
D1	*MERCER (ESPN+)	W, 79-69
D5	JOHNSON & WALES (ESPN3)	W, 127-93
D15	SOUTHEAST MISSOURI (ESPN+)	W, 86-74
D18	at Campbell (ESPN+)	W, 82-76
D29	LONGWOOD (ESPN3)	L, 94-110
J3	*at Wofford (ESPN+)	L, 81-112
J5	*at Furman (ESPN3)	L, 85-101
J10	*ETSU (ESPN+)	L, 73-98
J12	*WESTERN CAROLINA (Nexstar/ESPN+)	L, 82-94
J17	*at Samford (ESPN+)	L, 77-80
J19	*at Chattanooga (ESPN3)	L, 71-73
J24	*at UNCG (ESPN+)	7 p.m.
J26	*VMI (ESPN+)	1 p.m.
J31	*FURMAN (ESPN+)	7 p.m.
F2	*WOFFORD (Nexstar/ESPN3)	1 p.m.
F9	*at Mercer (ESPN3)	4 p.m.
F14	*at ETSU (ESPN3)	7 p.m.
F16	*at Western Carolina (ESPN+)	2 p.m.
F21	*CHAT TANOOGA (ESPN3)	7 p.m.
F23	*SAMFORD (Nexstar/ESPN3)	1 p.m.
F28	*UNCG (ESPN+)	11:30 a.m.
M2	*at VMI (Nexstar/ESPN+)	1 p.m.
M8-11	at SoCon Championship (Asheville, N.C.)	

* - Southern Conference game
- Continental Tire Las Vegas Invitational (campus sites)



ETSU (16-5, 6-2 SoCon)

N6	at Georgia State# (ESPN+)	L, 68-74
N8	HIWASSEE (ESPN+)	W, 109-44
N11	at Creighton# (FS1)	L, 69-75
N17	at Winthrop (ESPN+)	W, 76-74
N19	CHICAGO STATE# (ESPN+)	W, 86-61
N20	SAM HOUSTON STATE# (ESPN3)	W, 77-63
N24	NORTH DAKOTA STATE (ESPN+)	W, 79-61
N27	at Georgia Southern (ESPN+)	W, 69-64
D1	*at Wofford (ESPN+)	L, 62-79
D3	REINHARDT (ESPN3)	W, 107-60
D8	UT MARTIN (ESPN+)	W, 80-62
D15	at Illinois (Big Ten Network Plus)	L, 55-73
D21	vs. Wyoming%	W, 76-53
D22	vs. Norfolk State%	W, 89-61
D29	*FURMAN (ESPN+)	W, 79-56
J3	*SAMFORD (ESPN3)	W, 81-72 (OT)
J5	*CHAT TANOOGA (ESPN+)	W, 96-70
J10	*at The Citadel (ESPN+)	W, 98-73
J12	*at Mercer (ESPN3)	W, 72-68 (OT)
J17	*VMI (ESPN+)	W, 85-82
J19	*UNCG (ESPN3)	L, 68-75
J26	*at Western Carolina (ESPN3)	7 p.m.
J31	*at Samford (ESPN3)	7:30 p.m.
F2	*at Chattanooga (ESPN3)	4:30 p.m.
F7	*WOFFORD (ESPN+)	7 p.m.
F9	*at Furman (Nexstar/ESPN+)	4 p.m.
F14	*THE CITADEL (ESPN3)	7 p.m.
F16	*MERCER (ESPN3)	4 p.m.
F21	*at VMI (ESPN+)	7 p.m.
F24	*at UNC Greensboro (ESPN+)	3 p.m.
M2	*WESTERN CAROLINA (ESPN+)	4 p.m.
M8-11	at SoCon Championship (Asheville, N.C.)	

* - Southern Conference game
- Cayman Islands Classic (campus sites)
% - WestStar Bank Don Haskins Sun Bowl Inv. (El Paso, Texas)



Furman (15-4, 4-3 SoCon)

N6	BOB JONES (ESPN+)	W, 102-48
N9	at Loyola Chicago (NBCSC/ESPN3)	W, 60-58
N13	GARDNER-WEBB (ESPN+)	W, 88-86 (OT)
N15	NORTH GREENVILLE# (ESPN3)	W, 107-67
N17	at No. 8 Villanova# (FS2)	W, 76-68 (OT)
N21	SOUTHERN WESLEYAN# (ESPN3)	W, 74-57
N25	at UNC Asheville (ESPN+)	W, 65-51
D1	*WESTERN CAROLINA (ESPN+)	W, 90-88 (2OT)
D4	at Elon (Phoenix All-Access)	W, 98-77
D8	at USC Upstate (ESPN+)	W, 74-60
D11	CHARLESTON SOUTHERN (ESPN3)	W, 77-69
D15	UNCW (ESPN+)	W, 93-50
D21	at LSU (SEC Network+)	L, 57-75
D29	*at ETSU (ESPN+)	L, 56-79
J3	*MERCER (ESPN+)	W, 71-58
J5	*THE CITADEL (ESPN3)	W, 101-85
J10	*at VMI (ESPN3)	W, 89-57
J12	*at UNCG (ESPN3)	L, 79-89
J19	*at Wofford (Nexstar/ESPN3)	L, 54-59
J24	*CHAT TANOOGA (ESPN+)	7 p.m.
J26	*SAMFORD (ESPN3)	4:30 p.m.
J31	*at The Citadel (ESPN+)	7 p.m.
F2	*at Mercer (ESPN+)	4 p.m.
F7	*at Western Carolina (ESPN3)	7:30 p.m.
F9	*ETSU (Nexstar/ESPN+)	4 p.m.
F14	*UNCG (ESPN+)	7:30 p.m.
F16	*VMI (ESPN3)	4:30 p.m.
F23	*WOFFORD (ESPN3)	4 p.m.
F28	*at Samford (ESPN+)	7:30 p.m.
M2	*at Chattanooga (ESPN+)	2 p.m.
M8-11	at SoCon Championship (Asheville, N.C.)	

* - Southern Conference game
- Advocare Invitational (campus sites)



Mercer (7-12, 2-5 SoCon)

N6	at UAB	L, 67-75
N9	PIEDMONT (ESPN3)	W, 105-52
N13	at Georgia State (ESPN+)	L, 60-62
N16	UT MARTIN# (ESPN3)	W, 77-60
N20	MARYLAND EASTERN SHORE# (ESPN+)	W, 80-42
N24	at NC State# (ACC Network Extra)	L, 74-78
N27	BREWTON-PARKER (ESPN3)	W, 90-65
D1	*at The Citadel (ESPN+)	L, 69-79
D5	at Florida Atlantic (CUSA.TV)	L, 64-68
D8	GEORGIA SOUTHERN (ESPN3)	L, 74-89
D18	at Florida (SEC Network)	L, 63-71
D21	UNCW (ESPN+)	W, 77-73
D29	vs. Harvard^	L, 67-71
J3	*at Furman (ESPN+)	L, 58-71
J5	*at Wofford (Nexstar/ESPN3)	L, 74-78
J10	*WESTERN CAROLINA (ESPN+)	W, 84-80
J12	*ETSU (ESPN3)	L, 68-72 (OT)
J17	*at Chattanooga (ESPN3)	L, 70-73
J19	*at Samford (ESPN3)	W, 93-87
J24	*VMI (ESPN+)	7:30 p.m.
J26	*at UNCG (ESPN+)	5 p.m.
J31	*WOFFORD (ESPN+)	7 p.m.
F2	*FURMAN (ESPN+)	4 p.m.
F9	*THE CITADEL (ESPN3)	4 p.m.
F14	*at Western Carolina (ESPN+)	7 p.m.
F16	*at ETSU (ESPN3)	4 p.m.
F21	*SAMFORD (ESPN+)	7 p.m.
F23	*CHAT TANOOGA (ESPN3)	4 p.m.
F28	*at VMI (ESPN3)	7 p.m.
M2	*UNCG (ESPN+)	4:30 p.m.
M8-11	at SoCon Championship (Asheville, N.C.)	

* - Southern Conference game
- Wolfpack Classic (campus sites)
^ - Atlanta, Ga.



UNC Greensboro (17-3, 6-1 SoCon)

N6	at North Carolina A&T	W, 74-66
N9	at No. 23 LSU (SEC Network+)	L, 91-97
N13	at UNCW	W, 82-61
N16	JOHNSON & WALES# (SDN/Roku)	W, 105-57
N19	PRAIRIE VIEW A&M (ESPN+)	W, 74-66
N23	at Delaware# (YouTube)	W, 84-65
N24	vs. Louisiana Tech^	W, 80-73
N27	GREENSBORO COLLEGE# (SDN/Roku)	W, 111-33
D1	at No. 10 Kentucky (ESPN2)	L, 61-78
D7	at Elon (Phoenix All-Access)	W, 75-74
D12	COPPIN STATE (ESPN3)	W, 77-54
D15	NORTH ALABAMA&& (ESPN+)	W, 53-48
D18	RADFORD (ESPN+)	W, 65-58
D22	*at Samford (ESPN+)	W, 83-75
D29	*CHAT TANOOGA (ESPN+)	W, 85-72
J5	*at VMI (ESPN+)	W, 71-68
J10	*WOFFORD (ESPN3)	L, 43-72
J12	*FURMAN (ESPN3)	W, 89-79
J17	*at Western Carolina (ESPN+)	W, 69-60
J19	*at ETSU (ESPN3)	W, 75-68
J24	*THE CITADEL (ESPN+)	7 p.m.
J26	*MERCER (ESPN+)	5 p.m.
J31	*VMI (ESPN3)	7 p.m.
F7	*SAMFORD (ESPN+)	7 p.m.
F9	*at Chattanooga (ESPN+)	7 p.m.
F14	*at Furman (ESPN+)	7:30 p.m.
F16	*at Wofford (Nexstar/ESPN+)	7 p.m.
F21	*WESTERN CAROLINA (ESPN+)	7 p.m.
F24	*ETSU (ESPN+)	3 p.m.
F28	*at The Citadel (ESPN+)	11:30 a.m.
M2	*at Mercer (ESPN+)	4:30 p.m.
M8-11	at SoCon Championship (Asheville, N.C.)	

* - Southern Conference game
- Delaware Invitational (campus sites)
^ - Delaware Invitational (Newark, Del.)
& - Fleming Gymnasium




Samford (12-8, 2-5 SoCon)

N6	NORTH ALABAMA (ESPN3)	W, 91-74
N9	JACKSONVILLE STATE (ESPN3)	W, 92-72
N12	KENNESAW STATE (ESPN+)	W, 74-60
N14	MILES COLLEGE (ESPN3)	W, 66-57
N18	at Cleveland State# (ESPN+)	W, 73-60
N20	at No. 23 Ohio State# (BigTen2Go)	L, 50-68
N23	at Purdue Fort Wayne# (Mastodon All-Access)	W, 74-66
N25	SOUTH CAROLINA STATE# (ESPN+)	W, 77-60
N29	BELMONT (ESPN+)	L, 93-99 (OT)
D9	at Alabama A&M	W, 77-59
D13	MOREHEAD STATE (ESPN+)	W, 77-72 (OT)
D17	HOUSTON BAPTIST (ESPN+)	W, 85-61
D19	at No. 3 Tennessee (SEC Network+)	L, 70-83
D22	*UNCG (ESPN+)	L, 75-83
D29	*VMI (ESPN3)	W, 96-68
J3	*at ETSU (ESPN3)	L, 72-81 (OT)
J5	*at Western Carolina (ESPN+)	L, 69-76
J12	*at Chattanooga (ESPN3)	L, 75-80
J17	*THE CITADEL (ESPN+)	W, 80-77
J19	*MERCER (ESPN3)	L, 87-93
J24	*at Wofford (ESPN+)	7 p.m.
J26	*at Furman (ESPN3)	4:30 p.m.
J31	*ETSU (ESPN3)	7:30 p.m.
F2	*WESTERN CAROLINA (ESPN3)	3 p.m.
F7	*at UNCG (ESPN+)	7 p.m.
F9	*at VMI (ESPN+)	1 p.m.
F16	*CHAT TANOOGA (ESPN+)	5 p.m.
F21	*at Mercer (ESPN+)	7 p.m.
F23	*at The Citadel (Nexstar/ESPN3)	1 p.m.
F28	*FURMAN (ESPN+)	7:30 p.m.
M2	*WOFFORD (ESPN3)	2 p.m.
M8-11	at SoCon Championship (Asheville, N.C.)	

* - Southern Conference game
- Buckeye Basketball Classic (campus sites)

2018-19 SoCon BASKETBALL SCHEDULES (ALL TIMES EASTERN)



Chattanooga

(10-10, 5-2 SoCon)

N6	at Charlotte (CUSA-TV)	W, 80-69
N10	EASTERN KENTUCKY	L, 78-81
N13	CUMBERLAND# (ESPN+)	W, 92-61
N16	at South Alabama# (ESPN+)	L, 54-73
N17	vs. Southeast Missouri^	L, 42-63
N18	vs. Jacksonville^	L, 66-74
N23	at No. 8 Michigan (Big Ten Network)	L, 55-83
N27	HIWASSEE (ESPN3)	W, 95-62
D1	TENNESSEE TECH (ESPN+)	W, 71-60
D9	*VMI (ESPN+)	W, 83-65
D12	at Georgia State (ESPN+)	L, 88-95
D16	at Ole Miss (SEC Network)	L, 70-90
D18	at UT Martin (ESPN+)	L, 72-75
D21	BRYAN (ESPN+)	W, 79-45
D29	*at UNCG (ESPN+)	L, 72-85
J3	*at Western Carolina (ESPN3)	W, 73-62
J5	*at ETSU (ESPN+)	L, 70-96
J12	*SAMFORD (ESPN3)	W, 80-75
J17	*MERCER (ESPN3)	W, 73-70
J19	*THE CITADEL (ESPN3)	W, 73-71
J24	*at Furman (ESPN+)	7 p.m.
J26	*at Wofford (Nexstar/ESPN+)	7 p.m.
J31	*WESTERN CAROLINA (ESPN+)	8 p.m.
F2	*ETSU (ESPN3)	4:30 p.m.
F7	*at VMI (ESPN3)	7 p.m.
F9	*UNCG (ESPN+)	7 p.m.
F16	*at Samford (ESPN+)	5 p.m.
F21	*at The Citadel (ESPN3)	7 p.m.
F23	*at Mercer (ESPN3)	4 p.m.
F28	*WOFFORD (ESPN+)	7 p.m.
M2	*FURMAN (ESPN+)	2 p.m.
M8-11	at SoCon Championship (Asheville, N.C.)	

* - Southern Conference game
- Goldie and Herman Ungar Classic (campus sites)
^ - Goldie and Herman Ungar Classic (Mobile, Ala.)




VMI

(7-12, 1-6 SoCon)

N6	WASHINGTON COLLEGE (SDN/Roku)	W, 89-56
N9	at Pittsburgh (ACC Network Extra)	L, 55-94
N11	GOUCHER# (SDN/Roku)	W, 98-34
N14	USC UPSTATE (ESPN+)	W, 78-72
N18	at No. 10 Kentucky# (SEC Network)	L, 82-92
N20	KENTUCKY CHRISTIAN# (ESPN3)	W, 106-80
N23	at Stetson (ESPN+)	W, 87-79 (OT)
N27	AMERICAN (ESPN3)	L, 64-74
D1	at Longwood (ESPN+)	L, 45-65
D5	at No. 15 Virginia Tech (ACC Network Extra)	L, 68-89
D9	*at Chattanooga (ESPN+)	L, 65-83
D12	at Presbyterian (ESPN+)	L, 70-103
D21	NORTH ALABAMA (ESPN+)	W, 89-68
D29	*at Samford (ESPN3)	L, 68-96
J5	*UNCG (ESPN+)	L, 68-71
J10	*FURMAN (ESPN3)	L, 57-89
J12	*WOFFORD (ESPN+)	L, 76-90
J17	*at ETSU (ESPN+)	L, 82-85
J19	*WESTERN CAROLINA (Nexstar/ESPN+)	W, 91-83
J24	*at Mercer (ESPN+)	7:30 p.m.
J26	*at The Citadel (ESPN+)	1 p.m.
J31	*at UNCG (ESPN3)	7 p.m.
F7	*CHATTANOOGA (ESPN3)	7 p.m.
F9	*SAMFORD (ESPN+)	1 p.m.
F14	*at Wofford (ESPN+)	7 p.m.
F16	*at Furman (ESPN3)	4:30 p.m.
F21	*ETSU (ESPN+)	7 p.m.
F23	*at Western Carolina (ESPN3)	7:30 p.m.
F28	*MERCER (ESPN3)	7 p.m.
M2	*THE CITADEL (Nexstar/ESPN+)	1 p.m.
M8-11	at SoCon Championship (Asheville, N.C.)	

* - Southern Conference game
- Ohio Valley Hardwood Showcase (campus sites)




Western Carolina

(5-16, 2-6 SoCon)

N7	at Wright State# (ESPN+)	L, 73-96
N10	COLLEGE OF CHARLESTON (ESPN3)	L, 74-77
N14	at SMU# (PonyUp TV)	L, 65-98
N17	HIWASSEE	W, 94-55
N20	vs. Jacksonville State^ (CBS Digital)	L, 53-84
N21	vs. Southern Miss^ (CBS Digital)	L, 63-68
N24	JACKSONVILLE	W, 77-65
N27	at Wake Forest (ACC Network Extra)	L, 64-71
D1	*at Furman (ESPN+)	L, 88-90 (2OT)
D5	at NC State (ACC Network Extra)	L, 67-100
D8	at UNC Asheville (ESPN+)	W, 71-59
D15	at High Point (ESPN+)	L, 59-86
D18	at No. 23 Iowa (Big Ten Network)	L, 60-78
D21	at Bowling Green (WBGUTV)	L, 52-73
D29	*WOFFORD (ESPN+)	L, 54-74
J3	*CHATTANOOGA (ESPN3)	L, 62-73
J5	*SAMFORD (ESPN+)	W, 76-69
J10	*at Mercer (ESPN+)	L, 80-84
J12	*at The Citadel (Nexstar/ESPN+)	W, 94-82
J17	*UNCG (ESPN+)	L, 60-69
J19	*at VMI (Nexstar/ESPN+)	L, 83-91
J26	*ETSU (ESPN3)	7 p.m.
J31	*at Chattanooga (ESPN+)	8 p.m.
F2	*at Samford (ESPN3)	3 p.m.
F7	*FURMAN (ESPN3)	7:30 p.m.
F9	*at Wofford (ESPN+)	7 p.m.
F14	*MERCER (ESPN+)	7 p.m.
F16	*THE CITADEL (ESPN+)	2 p.m.
F21	*at UNCG (ESPN+)	7 p.m.
F23	*VMI (ESPN3)	7:30 p.m.
M2	at ETSU (ESPN+)	4 p.m.
M8-11	at SoCon Championship (Asheville, N.C.)	

* - Southern Conference game
- Cancun Challenge (campus sites)
^ - Cancun Challenge (Cancun, Mexico)



Wofford

(15-4, 7-0 SoCon)

N6	No. 8 NORTH CAROLINA (ESPN2)	L, 67-78
N10	at High Point (ESPN+)	W, 68-60
N13	CARVER (SDN/Roku)	W, 95-34
N16	at Stanford# (Pac-12 Networks)	canc.
N18	at Oklahoma# (Fox Sports Oklahoma)	L, 64-75
N21	COPPIN STATE# (ESPN3)	W, 98-65
N23	MARS HILL# (SDN/Roku)	W, 97-46
N26	at South Carolina (SEC Network+)	W, 81-61
D1	*ETSU (ESPN+)	W, 79-62
D4	at No. 2 Kansas (ESPN+)	L, 47-72
D6	KENTUCKY CHRISTIAN (SDN/Roku)	W, 112-58
D9	COASTAL CAROLINA (ESPN+)	W, 82-71
D15	UNC ASHEVILLE (ESPN+)	W, 92-49
D19	at No. 17 Mississippi State (SEC Network+)	L, 87-98
D29	*at Western Carolina (ESPN+)	W, 74-54
J3	*THE CITADEL (ESPN+)	W, 112-81
J5	*MERCER (Nexstar/ESPN3)	W, 78-74
J10	*at UNCG (ESPN3)	W, 72-43
J12	*at VMI (ESPN+)	W, 90-76
J19	*FURMAN (Nexstar/ESPN3)	W, 59-54
J24	*SAMFORD (ESPN+)	7 p.m.
J26	*CHATTANOOGA (Nexstar/ESPN+)	7 p.m.
J31	*at Mercer (ESPN+)	7 p.m.
F2	*at The Citadel (Nexstar/ESPN3)	1 p.m.
F7	*at ETSU (ESPN+)	7 p.m.
F9	*WESTERN CAROLINA (ESPN+)	7 p.m.
F14	*VMI (ESPN+)	7 p.m.
F16	*UNCG (Nexstar/ESPN+)	7 p.m.
F23	*at Furman (ESPN3)	4 p.m.
F28	*at Chattanooga (ESPN+)	7 p.m.
M2	*at Samford (ESPN3)	2 p.m.
M8-11	at SoCon Championship (Asheville, N.C.)	

* - Southern Conference game
- Bad Boy Mowers Battle 4 Atlantis (campus sites)

Southern Conference men's basketball media relations information

The Citadel (CitadelSports.com) Milledge Austin (maustin7@citadel.edu) Office: 843-953-6567	Chattanooga (GoMocs.com) Jim Horten (james-horten@utc.edu) Office: 423-425-2350
ETSU (ETSUBucs.com) Kevin Brown (brownk@etsu.edu) Office: 423-439-5263	VMI (VMIKeydets.com) Wade Branner (brannerwh@vmi.edu) Office: 540-464-7515
Furman (FurmanPaladins.com) Jordan Caskey (jordan.caskey@furman.edu) Office: 864-294-3065	Western Carolina (CatamountSports.com) Steven Grandy (sgrandy@email.wcu.edu) Office: 828-227-2655
Mercer (MercerBears.com) Will Tharp (tharp_wb@mercer.edu) Office: 478-301-5218	Wofford (WoffordTerriers.com) Phil Marcello (marcellopr@wofford.edu) Office: 864-597-4092
UNC Greensboro (UNCGSpartans.com) Stephen Czarda (s_czarda@uncg.edu) Office: 336-334-5615	Southern Conference (SoConSports.com) Phil Perry (pperry@socon.org) Office: 864-591-5100 // Cell: 864-525-5174
Samford (SamfordSports.com) Joey Mullins (jimmulli1@samford.edu) Office: 205-726-2799	

2018-19 Southern Conference
CONFERENCE BASKETBALL STATISTICS
Through games of Jan 22, 2019 (All games)

SCORING OFFENSE	G	W-L	Pts	Avg/G
1. The Citadel	18	9-9	1658	92.1
2. Wofford	19	15-4	1554	81.8
3. ETSU	21	16-5	1681	80.0
4. Furman	19	15-4	1511	79.5
5. Samford	20	12-8	1553	77.7
6. UNC Greensboro	20	17-3	1547	77.3
7. VMI	19	7-12	1438	75.7
8. Mercer	19	7-12	1414	74.4
9. Chattanooga	20	10-10	1466	73.3
10. Western Carolina	21	5-16	1469	70.0

SCORING DEFENSE	G	Pts	Avg/G
1. Wofford	19	1212	63.8
2. UNC Greensboro	20	1324	66.2
3. ETSU	21	1400	66.7
4. Furman	19	1281	67.4
5. Mercer	19	1346	70.8
6. Samford	20	1449	72.4
7. Chattanooga	20	1455	72.8
8. Western Carolina	21	1642	78.2
9. VMI	19	1503	79.1
10. The Citadel	18	1562	86.8

SCORING MARGIN	G	Offense	Defense	Margin
1. Wofford	19	81.8	63.8	+18.0
2. ETSU	21	80.0	66.7	+13.4
3. Furman	19	79.5	67.4	+12.1
4. UNC Greensboro	20	77.3	66.2	+11.2
5. The Citadel	18	92.1	86.8	+5.3
6. Samford	20	77.7	72.4	+5.2
7. Mercer	19	74.4	70.8	+3.6
8. Chattanooga	20	73.3	72.8	+0.6
9. VMI	19	75.7	79.1	-3.4
10. Western Carolina	21	70.0	78.2	-8.2

FREE THROW PCT	G	FTM	FTA	Pct.
1. VMI	19	244	331	.737
2. The Citadel	18	254	346	.734
3. Samford	20	294	406	.724
4. UNC Greensboro	20	264	365	.723
5. Mercer	19	289	409	.707
6. Wofford	19	212	303	.700
7. Furman	19	210	301	.698
8. Chattanooga	20	215	318	.676
9. ETSU	21	242	361	.670
10. Western Carolina	21	259	412	.629

FIELD GOAL PERCENTAGE	G	FGM	FGA	Pct.
1. Wofford	19	574	1182	.486
2. ETSU	21	633	1306	.485
3. Samford	20	552	1170	.472
4. UNC Greensboro	20	563	1206	.467
5. Furman	19	551	1181	.467
6. Mercer	19	491	1064	.461
7. The Citadel	18	583	1269	.459
8. Western Carolina	21	512	1116	.459
9. Chattanooga	20	534	1183	.451
10. VMI	19	504	1175	.429

FIELD GOAL PCT DEFENSE	G	FGM	FGA	Pct.
1. ETSU	21	496	1212	.409
2. Samford	20	504	1230	.410
3. Wofford	19	424	1015	.418
4. Furman	19	485	1131	.429
5. Mercer	19	471	1092	.431
6. UNC Greensboro	20	471	1081	.436
7. Chattanooga	20	524	1176	.446
8. The Citadel	18	564	1245	.453
9. VMI	19	532	1171	.454
10. Western Carolina	21	579	1225	.473

3-POINT FG PCT	G	3FGM	3FGA	Pct.
1. Wofford	19	194	498	.390
2. Samford	20	155	400	.388
3. Chattanooga	20	183	487	.376
4. Furman	19	199	552	.361
5. Western Carolina	21	186	519	.358
6. ETSU	21	173	486	.356
7. UNC Greensboro	20	157	443	.354
8. Mercer	19	143	411	.348
9. VMI	19	186	535	.348
10. The Citadel	18	238	688	.346

3-POINT FG PCT DEFENSE	G	3FGM	3FGA	Pct.
1. Western Carolina	21	139	440	.316
2. Wofford	19	136	417	.326
3. Furman	19	148	446	.332
4. Chattanooga	20	137	408	.336
5. ETSU	21	169	503	.336
6. Samford	20	172	507	.339
7. Mercer	19	181	526	.344
8. UNC Greensboro	20	136	393	.346
9. The Citadel	18	196	560	.350
10. VMI	19	157	438	.358

REBOUNDING OFFENSE	G	Rebounds	Avg/G
1. ETSU	21	897	42.7
2. The Citadel	18	694	38.6
3. Samford	20	754	37.7
4. Furman	19	711	37.4
5. Western Carolina	21	763	36.3
6. Wofford	19	686	36.1
7. VMI	19	671	35.3
8. Chattanooga	20	702	35.1
9. UNC Greensboro	20	676	33.8
10. Mercer	19	634	33.4

REBOUNDING DEFENSE	G	Rebounds	Avg/G
1. Wofford	19	533	28.1
2. ETSU	21	607	28.9
3. Western Carolina	21	664	31.6
4. UNC Greensboro	20	683	34.2
5. Furman	19	650	34.2
6. Mercer	19	677	35.6
7. Samford	20	724	36.2
8. Chattanooga	20	725	36.2
9. VMI	19	742	39.1
10. The Citadel	18	763	42.4

2018-19 Southern Conference
CONFERENCE BASKETBALL STATISTICS
Through games of Jan 22, 2019 (All games)

REBOUNDING MARGIN	G	Team	Avg.	Opp.	Avg.	Margin
1.	21	ETSU	897	42.7	607	28.9 +13.8
2.	19	Wofford	686	36.1	533	28.1 +8.1
3.	21	Western Carolina	763	36.3	664	31.6 +4.7
4.	19	Furman	711	37.4	650	34.2 +3.2
5.	20	Samford	754	37.7	724	36.2 +1.5
6.	20	UNC Greensboro	676	33.8	683	34.2 -0.4
7.	20	Chattanooga	702	35.1	725	36.2 -1.2
8.	19	Mercer	634	33.4	677	35.6 -2.3
9.	19	VMI	671	35.3	742	39.1 -3.7
10.	18	The Citadel	694	38.6	763	42.4 -3.8

BLOCKED SHOTS	G	No.	Avg/G
1.	21	ETSU	86 4.1
2.	18	The Citadel	71 3.9
3.	19	Furman	74 3.9
4.	20	UNC Greensboro	71 3.6
5.	20	Samford	67 3.4
6.	20	Chattanooga	56 2.8
7.	19	Wofford	51 2.7
8.	19	Mercer	48 2.5
9.	19	VMI	35 1.8
10.	21	Western Carolina	33 1.6

ASSISTS	G	No.	Avg/G
1.	18	The Citadel	310 17.2
2.	19	Furman	310 16.3
3.	21	ETSU	334 15.9
4.	19	Wofford	288 15.2
5.	19	VMI	264 13.9
6.	20	Samford	275 13.8
7.	20	Chattanooga	273 13.7
8.	20	UNC Greensboro	262 13.1
9.	19	Mercer	237 12.5
10.	21	Western Carolina	260 12.4

STEALS	G	No.	Avg/G
1.	19	Furman	170 8.9
2.	20	UNC Greensboro	171 8.6
3.	18	The Citadel	143 7.9
4.	21	ETSU	157 7.5
5.	20	Samford	144 7.2
6.	19	Mercer	135 7.1
7.	19	Wofford	133 7.0
8.	19	VMI	130 6.8
9.	21	Western Carolina	95 4.5
10.	20	Chattanooga	89 4.5

TURNOVER MARGIN	G	Team	Avg.	Opp.	Avg.	Margin
1.	20	UNC Greensboro	227	11.4	348	17.4 +6.1
2.	19	Wofford	213	11.2	272	14.3 +3.1
3.	18	The Citadel	220	12.2	271	15.1 +2.8
4.	19	Furman	238	12.5	284	14.9 +2.4
5.	19	Mercer	247	13.0	289	15.2 +2.2
6.	19	VMI	246	12.9	249	13.1 +0.2
7.	20	Samford	279	14.0	270	13.5 -0.4
8.	21	ETSU	323	15.4	307	14.6 -0.8
9.	20	Chattanooga	258	12.9	242	12.1 -0.8
10.	21	Western Carolina	398	19.0	221	10.5 -8.4

ASSIST/TURNOVER RATIO	G	Ast.	Avg.	T/O	Avg.	Ratio
1.	18	The Citadel	310 17.2	220	12.2	1.4
2.	19	Wofford	288 15.2	213	11.2	1.4
3.	19	Furman	310 16.3	238	12.5	1.3
4.	20	UNC Greensboro	262 13.1	227	11.4	1.2
5.	19	VMI	264 13.9	246	12.9	1.1
6.	20	Chattanooga	273 13.7	258	12.9	1.1
7.	21	ETSU	334 15.9	323	15.4	1.0
8.	20	Samford	275 13.8	279	14.0	1.0
9.	19	Mercer	237 12.5	247	13.0	1.0
10.	21	Western Carolina	260 12.4	398	19.0	0.7

OFFENSIVE REBOUNDS	G	No.	Avg/G
1.	21	ETSU	296 14.1
2.	19	Wofford	215 11.3
3.	18	The Citadel	203 11.3
4.	19	Furman	210 11.1
5.	20	UNC Greensboro	213 10.7
6.	20	Samford	204 10.2
7.	21	Western Carolina	211 10.0
8.	19	Mercer	174 9.2
9.	19	VMI	166 8.7
10.	20	Chattanooga	168 8.4

DEFENSIVE REBOUNDS	G	No.	Avg/G
1.	21	ETSU	601 28.6
2.	20	Samford	550 27.5
3.	18	The Citadel	491 27.3
4.	20	Chattanooga	534 26.7
5.	19	VMI	505 26.6
6.	19	Furman	501 26.4
7.	21	Western Carolina	552 26.3
8.	19	Wofford	471 24.8
9.	19	Mercer	460 24.2
10.	20	UNC Greensboro	463 23.2

DEFENSIVE REB PCT.	G	D-Reb	Opp. OR	D-Reb%
1.	19	Wofford	471	129 .785
2.	21	ETSU	601	170 .780
3.	21	Western Carolina	552	183 .751
4.	20	Chattanooga	534	183 .745
5.	19	Furman	501	187 .728
6.	19	VMI	505	192 .725
7.	20	Samford	550	245 .692
8.	20	UNC Greensboro	463	208 .690
9.	18	The Citadel	491	236 .675
10.	19	Mercer	460	225 .672

OFFENSIVE REB PCT.	G	O-Reb	Opp. DR	O-Reb%
1.	21	ETSU	296	437 .404
2.	19	Wofford	215	404 .347
3.	19	Furman	210	463 .312
4.	20	UNC Greensboro	213	475 .310
5.	21	Western Carolina	211	481 .305
6.	20	Samford	204	479 .299
7.	18	The Citadel	203	527 .278
8.	19	Mercer	174	452 .278
9.	20	Chattanooga	168	542 .237
10.	19	VMI	166	550 .232

2018-19 Southern Conference
CONFERENCE BASKETBALL STATISTICS
Through games of Jan 22, 2019 (All games)

3-POINT FG MADE	G	No.	Avg/G
1. The Citadel	18	238	13.2
2. Furman	19	199	10.5
3. Wofford	19	194	10.2
4. VMI	19	186	9.8
5. Chattanooga	20	183	9.2
6. Western Carolina	21	186	8.9
7. ETSU	21	173	8.2
8. UNC Greensboro	20	157	7.9
9. Samford	20	155	7.8
10. Mercer	19	143	7.5

2018-19 Southern Conference
CONFERENCE BASKETBALL STATISTICS
Through games of Jan 22, 2019 (All games)

Team	Conference	Pct.	PF	PA	Overall	Pct.	PF	PA	Current unbeaten streak
Wofford	7-0	1.000	80.6	63.4	15-4	.789	81.8	63.8	Wofford -- 6
UNC Greensboro	6-1	.857	73.6	70.6	17-3	.850	77.3	66.2	Chattanooga -- 3
ETSU	6-2	.750	80.1	71.9	16-5	.762	80.0	66.7	UNC Greensboro -- 3
Chattanooga	5-2	.714	74.9	74.9	10-10	.500	73.3	72.8	Mercer -- 1
Furman	4-3	.571	77.1	73.6	15-4	.789	79.5	67.4	VMI -- 1
Samford	2-5	.286	79.1	79.7	12-8	.600	77.7	72.4	
Mercer	2-5	.286	73.7	77.1	7-12	.368	74.4	70.8	
Western Carolina	2-6	.250	74.6	79.0	5-16	.238	70.0	78.2	
The Citadel	1-6	.143	78.3	89.6	9-9	.500	92.1	86.8	
VMI	1-6	.143	72.4	85.3	7-12	.368	75.7	79.1	

TEAM SUMMARIES	G	PF-PA	Avg score	Margin	FG-FGA	Pct.	3FG-FGA	Pct.	FT-FTA	Pct.	RebF	RebA	Margin
Chattanooga	20	1466-1455	73.3-72.8	+0.6	534-1183	.451	183-487	.376	215-318	.676	702	725	-1.2
ETSU	21	1681-1400	80.0-66.7	+13.4	633-1306	.485	173-486	.356	242-361	.670	897	607	+13.8
Furman	19	1511-1281	79.5-67.4	+12.1	551-1181	.467	199-552	.361	210-301	.698	711	650	+3.2
Mercer	19	1414-1346	74.4-70.8	+3.6	491-1064	.461	143-411	.348	289-409	.707	634	677	-2.3
Samford	20	1553-1449	77.7-72.4	+5.2	552-1170	.472	155-400	.388	294-406	.724	754	724	+1.5
The Citadel	18	1658-1562	92.1-86.8	+5.3	583-1269	.459	238-688	.346	254-346	.734	694	763	-3.8
UNC Greensboro	20	1547-1324	77.3-66.2	+11.2	563-1206	.467	157-443	.354	264-365	.723	676	683	-0.4
VMI	19	1438-1503	75.7-79.1	-3.4	504-1175	.429	186-535	.348	244-331	.737	671	742	-3.7
Western Carolina	21	1469-1642	70.0-78.2	-8.2	512-1116	.459	186-519	.358	259-412	.629	763	664	+4.7
Wofford	19	1554-1212	81.8-63.8	+18.0	574-1182	.486	194-498	.390	212-303	.700	686	533	+8.1

ATTENDANCE	Home	Average	Away	Average	Neutral	Average	Total	Average
Chattanooga	9-26224	2914	9-34540	3838	2-0	0	20-60764	3038
ETSU	11-46134	4194	8-39323	4915	2-4011	2006	21-89468	4260
Furman	9-15787	1754	10-38961	3896	0-0	0	19-54748	2881
Mercer	8-18907	2363	10-37486	3749	1-2504	2504	19-58897	3100
Samford	12-13340	1112	8-38895	4862	0-0	0	20-52235	2612
The Citadel	9-6667	741	9-33500	3722	0-0	0	18-40167	2232
UNC Greensboro	9-21632	2404	10-52494	5249	1-172	172	20-74298	3715
VMI	10-8816	882	9-41762	4640	0-0	0	19-50578	2662
Western Carolina	7-8853	1265	12-41437	3453	2-0	0	21-50290	2395
Wofford	11-23656	2151	8-39363	4920	0-0	0	19-63019	3317
Totals	95-190016	2000	93-397761	4277	8-6687	836	196-594464	3033

2018-19 Southern Conference
INDIVIDUAL BASKETBALL STATISTICS
Through games of Jan 22, 2019 (All games)

To be ranked, a player must appear in at least 75.0% of their team's games.

SCORING							REBOUNDING						
	Cl	G	FG	3FG	FT	Pts Avg/G		Cl	G	Off	Def	Total	Avg/G
1. Bubba Parham-VMI	So	19	124	66	88	402 21.2	1. Jeromy Rodriguez-ETSU	Jr	21	77	175	252	12.0
2. Lew Stallworth-CIT	Sr	18	130	16	59	335 18.6	2. Carlos Dotson-WCU	Jr	20	61	132	193	9.7
3. Fletcher Magee-WOF	Sr	19	105	72	57	339 17.8	3. Matt Rafferty-FUR	Sr	19	55	116	171	9.0
4. Francis Alonso-UNCG	Sr	20	107	56	84	354 17.7	4. Ruben Guerrero-SAM	Sr	20	67	101	168	8.4
5. Matt Rafferty-FUR	Sr	19	129	4	74	336 17.7	5. Mladen Armus-ETSU	So	21	57	116	173	8.2
6. Ross Cummings-MER	So	19	100	66	69	335 17.6	6. Cameron Jackson-WOF	Sr	19	57	87	144	7.6
7. Jordan Lyons-FUR	Jr	19	109	67	33	318 16.7	7. Robert Allen-SAM	Fr	20	35	110	145	7.3
8. Josh Sharkey-SAM	Jr	20	99	20	95	313 15.7	8. Zane Najdawi-CIT	Sr	18	46	81	127	7.1
9. Kevin Easley-UTC	Fr	20	111	38	42	302 15.1	9. Keve Aluma-WOF	So	19	50	78	128	6.7
10. Cameron Jackson-WOF	Sr	19	116	5	48	285 15.0	10. Tyler Creammer-VMI	Jr	17	29	82	111	6.5
11. Ruben Guerrero-SAM	Sr	20	118	0	48	284 14.2	11. Kevin Easley-UTC	Fr	20	31	99	130	6.5
Isaiah Miller-UNCG	So	20	120	11	33	284 14.2	12. Clay Mounce-FUR	So	19	34	87	121	6.4
13. Matt Frierson-CIT	Sr	18	75	74	30	254 14.1	13. Garrett Gilkeson-VMI	Jr	19	30	87	117	6.2
14. Nathan Hoover-WOF	Jr	19	85	47	42	259 13.6	14. Lew Stallworth-CIT	Sr	18	5	98	103	5.7
15. Zane Najdawi-CIT	Sr	18	85	13	60	243 13.5	15. Jaylen Stowe-MER	Sr	19	24	77	101	5.3
16. Carlos Dotson-WCU	Jr	20	107	0	51	265 13.3	16. Eric Hamilton-UNCG	Jr	20	33	67	100	5.0
17. Brandon Austin-SAM	Jr	20	87	59	24	257 12.9	Myles Lewis-VMI	So	19	30	65	95	5.0
18. Kameron Gibson-WCU	Fr	21	100	49	19	268 12.8	18. Marc Gosselin-WCU	Sr	21	35	69	104	5.0
19. Matt Halvorsen-WCU	So	21	74	55	62	265 12.6	19. Brandon Austin-SAM	Jr	20	14	85	99	5.0
20. Tray Boyd III-ETSU	Jr	21	99	54	8	260 12.4	20. Ethan Stair-MER	Jr	19	28	64	92	4.8
21. Kaiden Rice-CIT	So	18	78	50	14	220 12.2							
22. Donovan Toatley-UTC	Fr	17	78	14	33	203 11.9							
23. Jeromy Rodriguez-ETSU	Jr	21	102	0	39	243 11.6							
24. Djordje Dimitrijevic-MER	Jr	19	74	16	52	216 11.4							
25. Myron Gordon-SAM	Jr	20	72	16	66	226 11.3							
26. Jaylen Stowe-MER	Sr	19	76	6	53	211 11.1							
27. Clay Mounce-FUR	So	19	78	29	19	204 10.7							
28. Ethan Stair-MER	Jr	19	71	27	31	200 10.5							
29. Garrett Gilkeson-VMI	Jr	19	67	26	38	198 10.4							
30. Onno Steger-WCU	Jr	21	72	39	33	216 10.3							

FIELD GOAL PCT						ASSISTS			
	Cl	G	FGM	FGA	Pct.		Cl	G	No. Avg/G
1. Matt Rafferty-FUR	Sr	19	129	202	.639	1. Josh Sharkey-SAM	Jr	20	137 6.9
2. Cameron Jackson-WOF	Sr	19	116	194	.598	2. Lew Stallworth-CIT	Sr	18	114 6.3
3. Carlos Dotson-WCU	Jr	20	107	179	.598	3. Demetrius Troy-UNCG	Sr	20	85 4.3
4. Ruben Guerrero-SAM	Sr	20	118	199	.593	4. Matt Rafferty-FUR	Sr	19	77 4.1
5. Lew Stallworth-CIT	Sr	18	130	238	.546	5. Alex Hunter-FUR	So	19	68 3.6
6. Isaiah Miller-UNCG	So	20	120	232	.517	6. Storm Murphy-WOF	So	18	64 3.6
7. Kevin Easley-UTC	Fr	20	111	239	.464	7. Bubba Parham-VMI	So	19	66 3.5
8. Ross Cummings-MER	So	19	100	224	.446	8. Donovan Toatley-UTC	Fr	17	59 3.5
9. Bubba Parham-VMI	So	19	124	295	.420	Marcus Cohen-MER	So	17	59 3.5
10. Francis Alonso-UNCG	Sr	20	107	257	.416	10. Isaiah Tisdale-ETSU	Jr	20	62 3.1
11. Fletcher Magee-WOF	Sr	19	105	266	.395	11. Greg Parham-VMI	So	19	54 2.8
12. Jordan Lyons-FUR	Jr	19	109	287	.380	12. Matt Halvorsen-WCU	So	21	55 2.6
						13. Garrett Gilkeson-VMI	Jr	19	48 2.5
						14. Jeromy Rodriguez-ETSU	Jr	21	51 2.4
						15. Bo Hodges-ETSU	So	16	38 2.4

2018-19 Southern Conference
INDIVIDUAL BASKETBALL STATISTICS
Through games of Jan 22, 2019 (All games)

FREE THROW PCT					
	Cl	G	FTM	FTA	Pct.
1. Fletcher Magee-WOF	Sr	19	57	62	.919
2. Francis Alonso-UNCG	Sr	20	84	93	.903
3. Myron Gordon-SAM	Jr	20	66	77	.857
4. Djordje Dimitrijevic-MER	Jr	19	52	61	.852
5. Matt Halvorsen-WCU	So	21	62	73	.849
6. Ross Cummings-MER	So	19	69	83	.831
7. Bubba Parham-VMI	So	19	88	113	.779
8. Josh Sharkey-SAM	Jr	20	95	123	.772
9. Zane Najdawi-CIT	Sr	18	60	80	.750
10. Matt Rafferty-FUR	Sr	19	74	100	.740
11. Lew Stallworth-CIT	Sr	18	59	85	.694
12. Jaylen Stowe-MER	Sr	19	53	77	.688
13. Cameron Jackson-WOF	Sr	19	48	78	.615
14. Carlos Dotson-WCU	Jr	20	51	105	.486

STEALS				
	Cl	G	No.	Avg/G
1. Josh Sharkey-SAM	Jr	20	55	2.8
Isaiah Miller-UNCG	So	20	55	2.8
3. Matt Rafferty-FUR	Sr	19	48	2.5
4. Ethan Stair-MER	Jr	19	36	1.9
5. Garrett Gilkeson-VMI	Jr	19	34	1.8
6. Cameron Jackson-WOF	Sr	19	29	1.5
7. Demetrius Troy-UNCG	Sr	20	27	1.4
8. Greg Parham-VMI	So	19	23	1.2
Jordan Lyons-FUR	Jr	19	23	1.2
10. Jeromy Rodriguez-ETSU	Jr	21	25	1.2
11. Jaylen Stowe-MER	Sr	19	22	1.2
12. Matt Frierson-CIT	Sr	18	20	1.1
13. Zane Najdawi-CIT	Sr	18	19	1.1
14. Myles Lewis-VMI	So	19	20	1.1
Alex Hunter-FUR	So	19	20	1.1
Clay Mounce-FUR	So	19	20	1.1

3-POINT FG PCT					
	Cl	G	3FG	FGA	Pct.
1. Kevion Nolan-SAM	So	18	30	58	.517
2. Kyrin Galloway-UNCG	Jr	20	33	71	.465
3. Storm Murphy-WOF	So	18	27	59	.458
4. Clay Mounce-FUR	So	19	29	64	.453
5. Kevin Easley-UTC	Fr	20	38	86	.442
6. Ross Cummings-MER	So	19	66	151	.437
7. Brandon Austin-SAM	Jr	20	59	135	.437
8. Nathan Hoover-WOF	Jr	19	47	110	.427
9. Kameron Gibson-WCU	Fr	21	49	120	.408
10. Bubba Parham-VMI	So	19	66	166	.398
11. Matt Frierson-CIT	Sr	18	74	187	.396
12. Tray Boyd III-ETSU	Jr	21	54	139	.388
13. Francis Alonso-UNCG	Sr	20	56	149	.376
14. Patrick Good-ETSU	So	20	54	144	.375
15. Fletcher Magee-WOF	Sr	19	72	195	.369

3-POINT FG MADE				
	Cl	G	3FG	Avg/G
1. Matt Frierson-CIT	Sr	18	74	4.1
2. Fletcher Magee-WOF	Sr	19	72	3.8
3. Jordan Lyons-FUR	Jr	19	67	3.5
4. Bubba Parham-VMI	So	19	66	3.5
Ross Cummings-MER	So	19	66	3.5
6. Brandon Austin-SAM	Jr	20	59	3.0
7. Francis Alonso-UNCG	Sr	20	56	2.8
8. Kaiden Rice-CIT	So	18	50	2.8
9. Patrick Good-ETSU	So	20	54	2.7
10. Matt Halvorsen-WCU	So	21	55	2.6
11. Tray Boyd III-ETSU	Jr	21	54	2.6
12. Nathan Hoover-WOF	Jr	19	47	2.5
13. Kameron Gibson-WCU	Fr	21	49	2.3
14. Kevin Easley-UTC	Fr	20	38	1.9
15. Onno Steger-WCU	Jr	21	39	1.9

BLOCKED SHOTS				
	Cl	G	No.	Avg/G
1. Ruben Guerrero-SAM	Sr	20	40	2.0
Zane Najdawi-CIT	Sr	18	36	2.0
3. Matt Rafferty-FUR	Sr	19	24	1.3
4. Mladen Armus-ETSU	So	21	25	1.2
5. Clay Mounce-FUR	So	19	22	1.2
6. Cameron Jackson-WOF	Sr	19	21	1.1
7. Kyrin Galloway-UNCG	Jr	20	19	1.0
8. Fardaws Aimaq-MER	Fr	17	15	0.9
9. Jeromy Rodriguez-ETSU	Jr	21	17	0.8
10. Victor Bafutto-MER	So	18	14	0.8
11. Jake Stephens-VMI	Fr	19	14	0.7
12. Robert Allen-SAM	Fr	20	13	0.7
13. Thomas Smallwood-UTC	Sr	20	12	0.6
14. Justin Brown-UTC	Fr	19	11	0.6
Matt Pegram-WOF	Sr	19	11	0.6

ASSIST/TURNOVER RATIO					
	Cl	G	Ast.	T/O	Ratio
1. Alex Hunter-FUR	So	19	68	23	3.0
2. Isaiah Tisdale-ETSU	Jr	20	62	22	2.8
3. Storm Murphy-WOF	So	18	64	26	2.5
4. Demetrius Troy-UNCG	Sr	20	85	36	2.4
5. Lew Stallworth-CIT	Sr	18	114	56	2.0
6. Matt Rafferty-FUR	Sr	19	77	40	1.9
7. Marcus Cohen-MER	So	17	59	36	1.6
8. Josh Sharkey-SAM	Jr	20	137	90	1.5
9. Donovan Toatley-UTC	Fr	17	59	39	1.5
10. Bubba Parham-VMI	So	19	66	56	1.2

2018-19 Southern Conference
INDIVIDUAL BASKETBALL STATISTICS
Through games of Jan 22, 2019 (All games)

OFFENSIVE REBOUNDS			
	Cl	G	No. Avg/G
1. Jeromy Rodriguez-ETSU	Jr	21	77 3.7
2. Ruben Guerrero-SAM	Sr	20	67 3.4
3. Carlos Dotson-WCU	Jr	20	61 3.1
4. Cameron Jackson-WOF	Sr	19	57 3.0
5. Matt Rafferty-FUR	Sr	19	55 2.9
6. Mladen Armus-ETSU	So	21	57 2.7
7. Keve Aluma-WOF	So	19	50 2.6
8. Zane Najdawi-CIT	Sr	18	46 2.6
9. Chevez Goodwin-WOF	So	19	35 1.8
10. Clay Mounce-FUR	So	19	34 1.8
11. Fardaws Aimaq-MER	Fr	17	30 1.8
12. Robert Allen-SAM	Fr	20	35 1.8
13. Tyler Creammer-VMI	Jr	17	29 1.7
14. Marc Gosselin-WCU	Sr	21	35 1.7
15. Eric Hamilton-UNCG	Jr	20	33 1.7

DEFENSIVE REBOUNDS			
	Cl	G	No. Avg/G
1. Jeromy Rodriguez-ETSU	Jr	21	175 8.3
2. Carlos Dotson-WCU	Jr	20	132 6.6
3. Matt Rafferty-FUR	Sr	19	116 6.1
4. Mladen Armus-ETSU	So	21	116 5.5
5. Robert Allen-SAM	Fr	20	110 5.5
6. Lew Stallworth-CIT	Sr	18	98 5.4
7. Ruben Guerrero-SAM	Sr	20	101 5.1
8. Kevin Easley-UTC	Fr	20	99 5.0
9. Tyler Creammer-VMI	Jr	17	82 4.8
10. Clay Mounce-FUR	So	19	87 4.6
Cameron Jackson-WOF	Sr	19	87 4.6
Garrett Gilkeson-VMI	Jr	19	87 4.6
13. Zane Najdawi-CIT	Sr	18	81 4.5
14. Brandon Austin-SAM	Jr	20	85 4.3
15. Keve Aluma-WOF	So	19	78 4.1

MINUTES PLAYED			
	Cl	G	No. Avg/G
1. Josh Sharkey-SAM	Jr	20	688 34.4
2. Matt Rafferty-FUR	Sr	19	643 33.8
3. Alex Hunter-FUR	So	19	639 33.6
Bubba Parham-VMI	So	19	639 33.6
5. Matt Halvorsen-WCU	So	21	699 33.3
6. Ethan Stair-MER	Jr	19	628 33.1
7. Jordan Lyons-FUR	Jr	19	615 32.4
8. Garrett Gilkeson-VMI	Jr	19	611 32.2
Ross Cummings-MER	So	19	611 32.2
10. Lew Stallworth-CIT	Sr	18	570 31.7

2018-19 Southern Conference
Conference Team Highs
Through games of Jan 22, 2019 (All games)

TEAM HIGHS (highest totals made by)

Points	148	The Citadel vs Mid-Atl. Christian (11/12/18)
	137	The Citadel vs Johnson (11/14/18)
	127	The Citadel vs Johnson & Wales (12/05/18)
	112	The Citadel vs High Point (11/27/18)
	112	Wofford vs Kentucky Christian (12/06/18)
	112	Wofford vs The Citadel (01/03/19)
Margin	78 (111-33)	UNC Greensboro vs Greensboro College (11/27/18)
	77 (137-60)	The Citadel vs Johnson (11/14/18)
	73 (148-75)	The Citadel vs Mid-Atl. Christian (11/12/18)
	65 (109-44)	ETSU vs Hiwassee (11/08/18)
	64 (98-34)	VMI vs Goucher (11/11/18)
Field goals made	57	The Citadel vs Mid-Atl. Christian (11/12/18)
	47	The Citadel vs Johnson (11/14/18)
	46	ETSU vs Hiwassee (11/08/18)
	46	The Citadel vs Johnson & Wales (12/05/18)
	45	Wofford vs Kentucky Christian (12/06/18)
Field goal attempts	98	The Citadel vs Mid-Atl. Christian (11/12/18)
	88	The Citadel vs Johnson & Wales (12/05/18)
	85	The Citadel vs Johnson (11/14/18)
	81	Samford vs Belmont (11/29/18)
	81	Wofford vs Kentucky Christian (12/06/18)
Field goal percentage	.672 (43-64)	Wofford vs The Citadel (01/03/19)
	.623 (38-61)	Samford vs North Alabama (11/06/18)
	.623 (38-61)	The Citadel vs High Point (11/27/18)
	.613 (46-75)	ETSU vs Hiwassee (11/08/18)
	.610 (36-59)	ETSU vs Chattanooga (01/05/19)
3-Pt FG made	23	The Citadel vs Mid-Atl. Christian (11/12/18)
	23	The Citadel vs High Point (11/27/18)
	21	Furman vs North Greenville (11/15/18)
	19	UNC Greensboro at LSU (11/09/18)
	19	VMI at Kentucky (11/18/18)
3-Pt FG attempts	51	The Citadel vs Mid-Atl. Christian (11/12/18)
	49	Furman vs North Greenville (11/15/18)
	48	The Citadel vs Johnson (11/14/18)
	46	Furman vs UNCW (12/15/18)
	46	The Citadel at Samford (01/17/19)
3-Pt percentage	.591 (13-22)	Wofford at Mississippi State (12/19/18)
	.577 (15-26)	Wofford vs The Citadel (01/03/19)
	.576 (19-33)	UNC Greensboro at LSU (11/09/18)
	.575 (23-40)	The Citadel vs High Point (11/27/18)
	.556 (10-18)	Samford vs Jacksonville State (11/09/18)
	.556 (10-18)	Furman at UNC Greensboro (01/12/19)
Free throws made	32	ETSU vs Reinhardt (12/03/18)
	29	Western Carolina vs Hiwassee (11/17/18)
	27	Mercer vs Piedmont (11/09/18)
	27	UNC Greensboro at Samford (12/22/18)
	27	Mercer at Samford (01/19/19)
Free throw attempts	40	Mercer vs Piedmont (11/09/18)
	39	ETSU vs Reinhardt (12/03/18)
	38	Western Carolina vs Hiwassee (11/17/18)
	36	UNC Greensboro at Samford (12/22/18)
	35	Samford vs Jacksonville State (11/09/18)
	35	Mercer at Samford (01/19/19)
Free throw percentage	1.000 (11-11)	VMI at Presbyterian (12/12/18)
	1.000 (5-5)	VMI at Kentucky (11/18/18)

	1.000	(3-3)	ETSU at Creighton (11/11/18)
	.941	(16-17)	Furman at VMI (01/10/19)
	.917	(11-12)	ETSU at Mercer (01/12/19)
Rebounds	64		ETSU vs Reinhardt (12/03/18)
	63		The Citadel vs Mid-Atl. Christian (11/12/18)
	62		The Citadel vs Johnson (11/14/18)
	56		ETSU vs Hiwassee (11/08/18)
	56		Western Carolina vs Hiwassee (11/17/18)
Assists	37		The Citadel vs Mid-Atl. Christian (11/12/18)
	28		The Citadel vs Johnson (11/14/18)
	27		The Citadel vs High Point (11/27/18)
	27		UNC Greensboro vs Greensboro College (11/27/18)
	27		The Citadel vs Johnson & Wales (12/05/18)
	27		Wofford vs Kentucky Christian (12/06/18)
Steals	23		UNC Greensboro vs Greensboro College (11/27/18)
	20		Wofford vs Mars Hill (11/23/18)
	18		VMI vs Goucher (11/11/18)
	16		The Citadel vs Johnson (11/14/18)
	15		UNC Greensboro vs Johnson & Wales (11/16/18)
	15		The Citadel vs Western Carolina (01/12/19)
Blocked shots	14		The Citadel vs Johnson (11/14/18)
	9		UNC Greensboro at North Carolina A&T (11/06/18)
	9		Mercer vs Piedmont (11/09/18)
	8		The Citadel vs High Point (11/27/18)
	8		Furman vs Western Carolina (12/01/18)
	8		ETSU vs UNC Greensboro (01/19/19)
Turnovers	35		Western Carolina vs Jacksonville State (11/20/18)
	33		Western Carolina at NC State (12/05/18)
	29		Western Carolina at The Citadel (01/12/19)
	26		Western Carolina at Iowa (12/18/18)
	23		Mercer at NC State (11/24/18)
Fouls	29		Western Carolina at Wake Forest (11/27/18)
	28		Samford vs Jacksonville State (11/09/18)
	28		Mercer at NC State (11/24/18)
	27		Western Carolina vs Hiwassee (11/17/18)
	26		UNC Greensboro at LSU (11/09/18)
	26		VMI at Kentucky (11/18/18)
	26		ETSU vs Wyoming (12/21/18)
	26		Western Carolina at The Citadel (01/12/19)

2018-19 Southern Conference
Conference Individual Highs
Through games of Jan 22, 2019 (All games)

INDIVIDUAL PLAYER GAME HIGHS

Points	54	Jordan Lyons (Furman) vs North Greenville (11/15/18)
	36	Ross Cummings (Mercer) vs Western Carolina (01/10/19)
	35	Bubba Parham (VMI) at Kentucky (11/18/18)
	34	Kameron Gibson (Western Carolina) at SMU (11/14/18)
	33	Bubba Parham (VMI) vs Kentucky Christian (11/20/18)
	33	Bubba Parham (VMI) vs Western Carolina (01/19/19)
Field goals made	15	Jordan Lyons (Furman) vs North Greenville (11/15/18)
	12	Kyrin Galloway (UNC Greensboro) at LSU (11/09/18)
	12	Kameron Gibson (Western Carolina) at SMU (11/14/18)
	12	Carlos Dotson (Western Carolina) at Furman (12/01/18)
	12	Ross Cummings (Mercer) vs Western Carolina (01/10/19)
	12	Low Stallworth (The Citadel) vs Western Carolina (01/12/19)
Field goal attempts	35	Jordan Lyons (Furman) vs North Greenville (11/15/18)
	26	Jordan Lyons (Furman) vs Western Carolina (12/01/18)
	24	Bubba Parham (VMI) at Stetson (11/23/18)
	23	Fletcher Magee (Wofford) vs North Carolina (11/06/18)
	21	Bubba Parham (VMI) vs Kentucky Christian (11/20/18)
	21	Tray Boyd III (ETSU) vs Samford (01/03/19)
	21	Francis Alonso (UNC Greensboro) at Western Carolina (01/17/19)
	21	Bubba Parham (VMI) vs Western Carolina (01/19/19)
Field goal percentage	.889 (8-9)	Daivien Williamson (ETSU) at Illinois (12/15/18)
	.857 (12-14)	Kyrin Galloway (UNC Greensboro) at LSU (11/09/18)
	.833 (10-12)	Zane Najdawi (The Citadel) vs Johnson & Wales (12/05/18)
	.818 (9-11)	Matt Rafferty (Furman) vs Bob Jones (11/06/18)
	.818 (9-11)	Cameron Jackson (Wofford) vs Coppin State (11/21/18)
	.818 (9-11)	Matt Rafferty (Furman) at Elon (12/04/18)
3-Pt FG made	15	Jordan Lyons (Furman) vs North Greenville (11/15/18)
	10	Matt Frierson (The Citadel) vs Johnson (11/14/18)
	10	Bubba Parham (VMI) at Kentucky (11/18/18)
	9	Nathan Hoover (Wofford) at South Carolina (11/26/18)
	8	Kyrin Galloway (UNC Greensboro) at LSU (11/09/18)
	8	Kameron Gibson (Western Carolina) at SMU (11/14/18)
	8	Kaiden Rice (The Citadel) vs High Point (11/27/18)
	8	Ross Cummings (Mercer) vs Brewton-Parker (11/27/18)
	8	Fletcher Magee (Wofford) vs Kentucky Christian (12/06/18)
	8	Matt Frierson (The Citadel) at Samford (01/17/19)
3-Pt FG attempts	34	Jordan Lyons (Furman) vs North Greenville (11/15/18)
	17	Jordan Lyons (Furman) vs Western Carolina (12/01/18)
	16	Fletcher Magee (Wofford) vs North Carolina (11/06/18)
	16	Matt Frierson (The Citadel) vs Johnson (11/14/18)
	16	Bubba Parham (VMI) at Kentucky (11/18/18)
3-Pt percentage	1.000 (5-5)	Josh Sharkey (Samford) vs Houston Baptist (12/17/18)
	1.000 (5-5)	Kevin Easley (Chattanooga) at Western Carolina (01/03/19)
	.833 (5-6)	Kevin Easley (Chattanooga) at Michigan (11/23/18)
	.833 (5-6)	Connor Kern (The Citadel) vs High Point (11/27/18)
	.833 (5-6)	Kevidon Nolan (Samford) vs VMI (12/29/18)
	.833 (5-6)	Ross Cummings (Mercer) at Chattanooga (01/17/19)
	.833 (5-6)	Angelo Allegri (UNC Greensboro) at ETSU (01/19/19)
Free throws made	17	Francis Alonso (UNC Greensboro) at Samford (12/22/18)
	12	Bubba Parham (VMI) vs American (11/27/18)
	12	Ross Cummings (Mercer) at Samford (01/19/19)
	11	Djordje Dimitrijevic (Mercer) at NC State (11/24/18)
	11	Eric Hamilton (UNC Greensboro) vs Coppin State (12/12/18)
Free throw attempts	21	Francis Alonso (UNC Greensboro) at Samford (12/22/18)
	15	Eric Hamilton (UNC Greensboro) vs Coppin State (12/12/18)

		14	Bubba Parham (VMI) vs American (11/27/18)
		13	Carlos Dotson (Western Carolina) at NC State (12/05/18)
		12	Jordan Lyons (Furman) vs North Greenville (11/15/18)
		12	Ross Cummings (Mercer) at Samford (01/19/19)
Free throw percentage	1.000	(12-12)	Ross Cummings (Mercer) at Samford (01/19/19)
	1.000	(11-11)	Djordje Dimitrijevic (Mercer) at NC State (11/24/18)
	1.000	(10-10)	Zane Najdawi (The Citadel) vs Johnson (11/14/18)
	1.000	(10-10)	Nathan Hoover (Wofford) vs Coastal Carolina (12/09/18)
	1.000	(10-10)	Matt Rafferty (Furman) at UNC Greensboro (01/12/19)
	1.000	(9-9)	Matt Frierson (The Citadel) at Campbell (12/18/18)
	1.000	(8-8)	Donovann Toatley (Chattanooga) at Charlotte (11/06/18)
	1.000	(8-8)	Francis Alonso (UNC Greensboro) vs Johnson & Wales (11/16/18)
	1.000	(8-8)	Matt Halvorsen (Western Carolina) vs Hiwassee (11/17/18)
	1.000	(8-8)	Daivien Williamson (ETSU) vs Reinhardt (12/03/18)
	1.000	(8-8)	Matt Halvorsen (Western Carolina) vs Chattanooga (01/03/19)
Rebounds		19	Jeromy Rodriguez (ETSU) vs Samford (01/03/19)
		18	Thomas Smallwood (Chattanooga) vs Cumberland (11/13/18)
		18	Jeromy Rodriguez (ETSU) at Mercer (01/12/19)
		17	Matt Rafferty (Furman) at Villanova (11/17/18)
		17	Jeromy Rodriguez (ETSU) at Georgia Southern (11/27/18)
		17	Mladen Armus (ETSU) vs Samford (01/03/19)
Assists		14	Josh Sharkey (Samford) at ETSU (01/03/19)
		13	Lew Stallworth (The Citadel) vs Johnson (11/14/18)
		12	Lew Stallworth (The Citadel) vs High Point (11/27/18)
		10	Greg Parham (VMI) vs Washington College (11/06/18)
		10	Josh Sharkey (Samford) vs Jacksonville State (11/09/18)
		10	Quayson Williams (The Citadel) vs Mid-Atl. Christian (11/12/18)
		10	Josh Sharkey (Samford) vs Kennesaw State (11/12/18)
		10	Alex Hunter (Furman) vs Western Carolina (12/01/18)
		10	Lew Stallworth (The Citadel) vs Johnson & Wales (12/05/18)
		10	Donovann Toatley (Chattanooga) at Ole Miss (12/16/18)
		10	Josh Sharkey (Samford) vs Mercer (01/19/19)
Steals		8	Josh Sharkey (Samford) vs Jacksonville State (11/09/18)
		7	Josh Sharkey (Samford) at Purdue Fort Wayne (11/23/18)
		7	Matt Rafferty (Furman) at VMI (01/10/19)
		6	Ta'Vonne Bond (VMI) vs Goucher (11/11/18)
		6	Tray Hollowell (Wofford) vs Mars Hill (11/23/18)
		6	Josh Sharkey (Samford) vs UNC Greensboro (12/22/18)
		6	Isaiah Miller (UNC Greensboro) vs Chattanooga (12/29/18)
		6	Isaiah Miller (UNC Greensboro) at ETSU (01/19/19)
Blocked shots		7	James Dickey (UNC Greensboro) at North Carolina A&T (11/06/18)
		6	Zane Najdawi (The Citadel) vs Johnson (11/14/18)
		5	Octavion Corley (ETSU) vs Hiwassee (11/08/18)
		4	Ruben Guerrero (Samford) vs North Alabama (11/06/18)
		4	Victor Bafutto (Mercer) vs Piedmont (11/09/18)
		4	Kyrin Galloway (UNC Greensboro) at LSU (11/09/18)
		4	Matt Rafferty (Furman) at Villanova (11/17/18)
		4	Ruben Guerrero (Samford) vs Belmont (11/29/18)
		4	Matt Rafferty (Furman) vs Western Carolina (12/01/18)
		4	Ruben Guerrero (Samford) vs Houston Baptist (12/17/18)
		4	Ruben Guerrero (Samford) vs VMI (12/29/18)
		4	James Dickey (UNC Greensboro) vs Furman (01/12/19)
		4	James Dickey (UNC Greensboro) at ETSU (01/19/19)
		4	Fardaws Aimaq (Mercer) at Samford (01/19/19)
Turnovers		9	Carlos Dotson (Western Carolina) vs Jacksonville State (11/20/18)
		8	Josh Sharkey (Samford) at ETSU (01/03/19)
		7	Josh Sharkey (Samford) vs North Alabama (11/06/18)
		7	Matt Halvorsen (Western Carolina) at SMU (11/14/18)

7	Lew Stallworth (The Citadel) at Texas (11/16/18)
7	James Harrison (ETSU) vs Reinhardt (12/03/18)
7	Matt Halvorsen (Western Carolina) at NC State (12/05/18)
7	Marc Gosselin (Western Carolina) at NC State (12/05/18)
7	Francis Alonso (UNC Greensboro) at Elon (12/07/18)
7	Josh Sharkey (Samford) at Alabama A&M (12/09/18)
7	Josh Sharkey (Samford) at Tennessee (12/19/18)

2018-19 Southern Conference
CONFERENCE BASKETBALL STATISTICS
Through games of Jan 22, 2019 (Conference games only)

SCORING OFFENSE	G	W-L	Pts	Avg/G
1. Wofford	7	7-0	564	80.6
2. ETSU	8	6-2	641	80.1
3. Samford	7	2-5	554	79.1
4. The Citadel	7	1-6	548	78.3
5. Furman	7	4-3	540	77.1
6. Chattanooga	7	5-2	524	74.9
7. Western Carolina	8	2-6	597	74.6
8. Mercer	7	2-5	516	73.7
9. UNC Greensboro	7	6-1	515	73.6
10. VMI	7	1-6	507	72.4

SCORING DEFENSE	G	Pts	Avg/G
1. Wofford	7	444	63.4
2. UNC Greensboro	7	494	70.6
3. ETSU	8	575	71.9
4. Furman	7	515	73.6
5. Chattanooga	7	524	74.9
6. Mercer	7	540	77.1
7. Western Carolina	8	632	79.0
8. Samford	7	558	79.7
9. VMI	7	597	85.3
10. The Citadel	7	627	89.6

SCORING MARGIN	G	Offense	Defense	Margin
1. Wofford	7	80.6	63.4	+17.1
2. ETSU	8	80.1	71.9	+8.2
3. Furman	7	77.1	73.6	+3.6
4. UNC Greensboro	7	73.6	70.6	+3.0
5. Chattanooga	7	74.9	74.9	+0.0
6. Samford	7	79.1	79.7	-0.6
7. Mercer	7	73.7	77.1	-3.4
8. Western Carolina	8	74.6	79.0	-4.4
9. The Citadel	7	78.3	89.6	-11.3
10. VMI	7	72.4	85.3	-12.9

FREE THROW PCT	G	FTM	FTA	Pct.
1. UNC Greensboro	7	111	145	.766
2. VMI	7	84	114	.737
3. Furman	7	89	122	.730
4. Samford	7	105	145	.724
5. The Citadel	7	74	103	.718
6. Mercer	7	104	147	.707
7. Wofford	7	85	122	.697
8. Western Carolina	8	112	165	.679
9. Chattanooga	7	81	123	.659
10. ETSU	8	82	126	.651

FIELD GOAL PERCENTAGE	G	FGM	FGA	Pct.
1. Wofford	7	209	407	.514
2. ETSU	8	247	498	.496
3. Chattanooga	7	188	390	.482
4. Western Carolina	8	207	439	.472
5. Mercer	7	179	386	.464
6. Samford	7	195	423	.461
7. Furman	7	192	432	.444
8. VMI	7	180	408	.441
9. UNC Greensboro	7	177	419	.422
10. The Citadel	7	196	488	.402

FIELD GOAL PCT DEFENSE	G	FGM	FGA	Pct.
1. Wofford	7	153	365	.419
2. ETSU	8	206	476	.433
3. Furman	7	190	430	.442
4. Chattanooga	7	194	430	.451
5. Samford	7	192	422	.455
6. Mercer	7	190	414	.459
7. Western Carolina	8	227	489	.464
8. UNC Greensboro	7	175	365	.479
9. VMI	7	214	440	.486
10. The Citadel	7	229	459	.499

3-POINT FG PCT	G	3FGM	3FGA	Pct.
1. Chattanooga	7	67	168	.399
2. Samford	7	59	152	.388
3. Wofford	7	61	160	.381
4. ETSU	8	65	180	.361
5. Mercer	7	54	151	.358
6. Western Carolina	8	71	200	.355
7. VMI	7	63	182	.346
8. UNC Greensboro	7	50	145	.345
9. Furman	7	67	195	.344
10. The Citadel	7	82	270	.304

3-POINT FG PCT DEFENSE	G	3FGM	3FGA	Pct.
1. Western Carolina	8	58	192	.302
2. Furman	7	59	186	.317
3. Chattanooga	7	48	146	.329
4. Wofford	7	55	163	.337
5. ETSU	8	71	202	.351
6. The Citadel	7	81	216	.375
7. Mercer	7	76	201	.378
8. Samford	7	77	203	.379
9. VMI	7	67	175	.383
10. UNC Greensboro	7	47	119	.395

REBOUNDING OFFENSE	G	Rebounds	Avg/G
1. ETSU	8	315	39.4
2. Western Carolina	8	304	38.0
3. Furman	7	259	37.0
4. Samford	7	254	36.3
5. Wofford	7	239	34.1
6. The Citadel	7	237	33.9
7. UNC Greensboro	7	233	33.3
8. VMI	7	232	33.1
9. Chattanooga	7	229	32.7
10. Mercer	7	206	29.4

REBOUNDING DEFENSE	G	Rebounds	Avg/G
1. Wofford	7	180	25.7
2. ETSU	8	236	29.5
3. Western Carolina	8	261	32.6
4. UNC Greensboro	7	240	34.3
5. Furman	7	243	34.7
6. Samford	7	252	36.0
7. Chattanooga	7	259	37.0
8. VMI	7	262	37.4
9. Mercer	7	264	37.7
10. The Citadel	7	311	44.4

2018-19 Southern Conference
CONFERENCE BASKETBALL STATISTICS
Through games of Jan 22, 2019 (Conference games only)

REBOUNDING MARGIN	G	Team	Avg.	Opp.	Avg.	Margin
1.	ETSU	8	315	39.4	236	29.5 +9.9
2.	Wofford	7	239	34.1	180	25.7 +8.4
3.	Western Carolina	8	304	38.0	261	32.6 +5.4
4.	Furman	7	259	37.0	243	34.7 +2.3
5.	Samford	7	254	36.3	252	36.0 +0.3
6.	UNC Greensboro	7	233	33.3	240	34.3 -1.0
7.	Chattanooga	7	229	32.7	259	37.0 -4.3
	VMI	7	232	33.1	262	37.4 -4.3
9.	Mercer	7	206	29.4	264	37.7 -8.3
10.	The Citadel	7	237	33.9	311	44.4 -10.6

BLOCKED SHOTS	G	No.	Avg/G
1.	ETSU	8	42 5.3
2.	UNC Greensboro	7	27 3.9
3.	Furman	7	26 3.7
4.	Chattanooga	7	25 3.6
5.	The Citadel	7	24 3.4
6.	Samford	7	21 3.0
7.	Wofford	7	20 2.9
8.	Mercer	7	17 2.4
9.	Western Carolina	8	19 2.4
10.	VMI	7	11 1.6

ASSISTS	G	No.	Avg/G
1.	ETSU	8	132 16.5
2.	Wofford	7	107 15.3
3.	Samford	7	104 14.9
4.	Chattanooga	7	102 14.6
5.	Furman	7	99 14.1
6.	The Citadel	7	97 13.9
7.	VMI	7	94 13.4
8.	Western Carolina	8	102 12.8
9.	UNC Greensboro	7	82 11.7
10.	Mercer	7	77 11.0

STEALS	G	No.	Avg/G
1.	UNC Greensboro	7	60 8.6
2.	Samford	7	57 8.1
3.	The Citadel	7	55 7.9
4.	Furman	7	53 7.6
5.	ETSU	8	59 7.4
6.	Mercer	7	50 7.1
7.	Wofford	7	43 6.1
	VMI	7	43 6.1
9.	Western Carolina	8	33 4.1
10.	Chattanooga	7	24 3.4

TURNOVER MARGIN	G	Team	Avg.	Opp.	Avg.	Margin
1.	UNC Greensboro	7	80	11.4	118	16.9 +5.4
2.	The Citadel	7	78	11.1	103	14.7 +3.6
3.	Mercer	7	79	11.3	98	14.0 +2.7
4.	Wofford	7	82	11.7	99	14.1 +2.4
5.	Samford	7	86	12.3	94	13.4 +1.1
6.	Furman	7	94	13.4	90	12.9 -0.6
7.	ETSU	8	114	14.3	103	12.9 -1.4
8.	Chattanooga	7	83	11.9	71	10.1 -1.7
9.	VMI	7	103	14.7	83	11.9 -2.9
10.	Western Carolina	8	139	17.4	79	9.9 -7.5

ASSIST/TURNOVER RATIO	G	Ast.	Avg.	T/O	Avg.	Ratio
1.	Wofford	7	107	15.3	82	11.7 1.3
2.	The Citadel	7	97	13.9	78	11.1 1.2
3.	Chattanooga	7	102	14.6	83	11.9 1.2
4.	Samford	7	104	14.9	86	12.3 1.2
5.	ETSU	8	132	16.5	114	14.3 1.2
6.	Furman	7	99	14.1	94	13.4 1.1
7.	UNC Greensboro	7	82	11.7	80	11.4 1.0
8.	Mercer	7	77	11.0	79	11.3 1.0
9.	VMI	7	94	13.4	103	14.7 0.9
10.	Western Carolina	8	102	12.8	139	17.4 0.7

OFFENSIVE REBOUNDS	G	No.	Avg/G
1.	ETSU	8	103 12.9
2.	UNC Greensboro	7	85 12.1
3.	Furman	7	76 10.9
4.	The Citadel	7	75 10.7
5.	Western Carolina	8	85 10.6
6.	Wofford	7	74 10.6
7.	Samford	7	73 10.4
8.	Mercer	7	54 7.7
9.	VMI	7	48 6.9
10.	Chattanooga	7	46 6.6

DEFENSIVE REBOUNDS	G	No.	Avg/G
1.	Western Carolina	8	219 27.4
2.	ETSU	8	212 26.5
3.	VMI	7	184 26.3
4.	Furman	7	183 26.1
	Chattanooga	7	183 26.1
6.	Samford	7	181 25.9
7.	Wofford	7	165 23.6
8.	The Citadel	7	162 23.1
9.	Mercer	7	152 21.7
10.	UNC Greensboro	7	148 21.1

DEFENSIVE REB PCT.	G	D-Reb	Opp. OR	D-Reb%
1.	Wofford	7	165	49 .771
2.	ETSU	8	212	70 .752
3.	VMI	7	184	64 .742
4.	Western Carolina	8	219	80 .732
5.	Furman	7	183	69 .726
6.	Samford	7	181	69 .724
7.	Chattanooga	7	183	74 .712
8.	UNC Greensboro	7	148	67 .688
9.	The Citadel	7	162	85 .656
10.	Mercer	7	152	92 .623

OFFENSIVE REB PCT.	G	O-Reb	Opp. DR	O-Reb%
1.	ETSU	8	103	166 .383
2.	Wofford	7	74	131 .361
3.	UNC Greensboro	7	85	173 .329
4.	Western Carolina	8	85	181 .320
5.	Furman	7	76	174 .304
6.	Samford	7	73	183 .285
7.	The Citadel	7	75	226 .249
8.	Mercer	7	54	172 .239
9.	Chattanooga	7	46	185 .199
10.	VMI	7	48	198 .195

2018-19 Southern Conference
CONFERENCE BASKETBALL STATISTICS
Through games of Jan 22, 2019 (Conference games only)

3-POINT FG MADE	G	No.	Avg/G
1. The Citadel	7	82	11.7
2. Furman	7	67	9.6
Chattanooga	7	67	9.6
4. VMI	7	63	9.0
5. Western Carolina	8	71	8.9
6. Wofford	7	61	8.7
7. Samford	7	59	8.4
8. ETSU	8	65	8.1
9. Mercer	7	54	7.7
10. UNC Greensboro	7	50	7.1

2018-19 Southern Conference
CONFERENCE BASKETBALL STATISTICS
Through games of Jan 22, 2019 (Conference games only)

Team	Conference	Pct.	PF	PA	Overall	Pct.	PF	PA	Current unbeaten streak
Wofford	7-0	1.000	80.6	63.4	7-0	1.000	80.6	63.4	Wofford -- 7
UNC Greensboro	6-1	.857	73.6	70.6	6-1	.857	73.6	70.6	Chattanooga -- 3
ETSU	6-2	.750	80.1	71.9	6-2	.750	80.1	71.9	UNC Greensboro -- 3
Chattanooga	5-2	.714	74.9	74.9	5-2	.714	74.9	74.9	Mercer -- 1
Furman	4-3	.571	77.1	73.6	4-3	.571	77.1	73.6	VMI -- 1
Samford	2-5	.286	79.1	79.7	2-5	.286	79.1	79.7	
Mercer	2-5	.286	73.7	77.1	2-5	.286	73.7	77.1	
Western Carolina	2-6	.250	74.6	79.0	2-6	.250	74.6	79.0	
The Citadel	1-6	.143	78.3	89.6	1-6	.143	78.3	89.6	
VMI	1-6	.143	72.4	85.3	1-6	.143	72.4	85.3	

TEAM SUMMARIES	G	PF-PA	Avg score	Margin	FG-FGA	Pct.	3FG-FGA	Pct.	FT-FTA	Pct.	RebF	RebA	Margin
Chattanooga	7	524-524	74.9-74.9	+0.0	188-390	.482	67-168	.399	81-123	.659	229	259	-4.3
ETSU	8	641-575	80.1-71.9	+8.3	247-498	.496	65-180	.361	82-126	.651	315	236	+9.9
Furman	7	540-515	77.1-73.6	+3.6	192-432	.444	67-195	.344	89-122	.730	259	243	+2.3
Mercer	7	516-540	73.7-77.1	-3.4	179-386	.464	54-151	.358	104-147	.707	206	264	-8.3
Samford	7	554-558	79.1-79.7	-0.6	195-423	.461	59-152	.388	105-145	.724	254	252	+0.3
The Citadel	7	548-627	78.3-89.6	-11.3	196-488	.402	82-270	.304	74-103	.718	237	311	-10.6
UNC Greensboro	7	515-494	73.6-70.6	+3.0	177-419	.422	50-145	.345	111-145	.766	233	240	-1.0
VMI	7	507-597	72.4-85.3	-12.9	180-408	.441	63-182	.346	84-114	.737	232	262	-4.3
Western Carolina	8	597-632	74.6-79.0	-4.4	207-439	.472	71-200	.355	112-165	.679	304	261	+5.4
Wofford	7	564-444	80.6-63.4	+17.1	209-407	.514	61-160	.381	85-122	.697	239	180	+8.4

ATTENDANCE	Home	Average	Away	Average	Neutral	Average	Total	Average
Chattanooga	4-14472	3618	3-8618	2873	0-0	0	7-23090	3299
ETSU	5-24754	4951	3-6494	2165	0-0	0	8-31248	3906
Furman	3-6346	2115	4-12696	3174	0-0	0	7-19042	2720
Mercer	2-5748	2874	5-10359	2072	0-0	0	7-16107	2301
Samford	4-4611	1153	3-9784	3261	0-0	0	7-14395	2056
The Citadel	3-3060	1020	4-11603	2901	0-0	0	7-14663	2095
UNC Greensboro	3-8416	2805	4-9502	2376	0-0	0	7-17918	2560
VMI	4-4500	1125	3-7321	2440	0-0	0	7-11821	1689
Western Carolina	4-5886	1472	4-8194	2048	0-0	0	8-14080	1760
Wofford	4-11495	2874	3-4717	1572	0-0	0	7-16212	2316
Totals	36-89288	2480	36-89288	2480	0-0	0	72-178576	2480

2018-19 Southern Conference
INDIVIDUAL BASKETBALL STATISTICS
Through games of Jan 22, 2019 (Conference games only)

To be ranked, a player must appear in at least 75.0% of their team's games.

SCORING							REBOUNDING						
	Cl	G	FG	3FG	FT	Pts Avg/G		Cl	G	Off	Def	Total	Avg/G
1. Ross Cummings-MER	So	7	49	31	36	165 23.6	1. Carlos Dotson-WCU	Jr	7	26	58	84	12.0
2. Matt Rafferty-FUR	Sr	7	50	3	39	142 20.3	2. Jeromy Rodriguez-ETSU	Jr	8	26	69	95	11.9
3. Lew Stallworth-CIT	Sr	7	55	10	16	136 19.4	3. Matt Rafferty-FUR	Sr	7	21	45	66	9.4
4. Fletcher Magee-WOF	Sr	7	40	27	25	132 18.9	4. Ruben Guerrero-SAM	Sr	7	20	40	60	8.6
5. Bubba Parham-VMI	So	7	40	19	29	128 18.3	5. Mladen Armus-ETSU	So	8	17	49	66	8.3
6. Kevin Easley-UTC	Fr	7	44	18	19	125 17.9	6. Keve Aluma-WOF	So	7	20	35	55	7.9
7. Francis Alonso-UNCG	Sr	7	32	16	39	119 17.0	7. Kevin Easley-UTC	Fr	7	10	41	51	7.3
8. Josh Sharkey-SAM	Jr	7	41	7	28	117 16.7	Clay Mounce-FUR	So	7	18	33	51	7.3
9. Jordan Lyons-FUR	Jr	7	41	22	12	116 16.6	9. Garrett Gilkeson-VMI	Jr	7	10	39	49	7.0
10. Isaiah Miller-UNCG	So	7	46	6	16	114 16.3	10. Cameron Jackson-WOF	Sr	7	20	28	48	6.9
11. Carlos Dotson-WCU	Jr	7	48	0	17	113 16.1	11. Zane Najdawi-CIT	Sr	7	18	28	46	6.6
12. Cameron Jackson-WOF	Sr	7	40	1	23	104 14.9	12. Brandon Austin-SAM	Jr	7	6	39	45	6.4
13. Brandon Austin-SAM	Jr	7	31	22	15	99 14.1	13. Eric Hamilton-UNCG	Jr	7	18	26	44	6.3
14. Onno Steger-WCU	Jr	8	36	17	24	113 14.1	14. Ramon Vila-UTC	So	6	8	29	37	6.2
15. Ramon Vila-UTC	So	6	35	0	14	84 14.0	15. Onno Steger-WCU	Jr	8	13	35	48	6.0
16. Zane Najdawi-CIT	Sr	7	35	11	15	96 13.7	Robert Allen-SAM	Fr	7	17	25	42	6.0
17. Kameron Gibson-WCU	Fr	8	42	19	6	109 13.6	17. Marc Gosselin-WCU	Sr	8	14	31	45	5.6
18. Ruben Guerrero-SAM	Sr	7	38	0	19	95 13.6	18. Lew Stallworth-CIT	Sr	7	2	36	38	5.4
19. Donovan Toatley-UTC	Fr	6	31	6	13	81 13.5	19. Lucas N'Guessan-ETSU		7	19	18	37	5.3
20. Nathan Hoover-WOF	Jr	7	34	13	13	94 13.4	20. Myles Lewis-VMI	So	7	11	25	36	5.1
21. Ethan Stair-MER	Jr	7	32	12	16	92 13.1							
22. Tray Boyd III-ETSU	Jr	8	36	20	3	95 11.9							
23. Daivien Williamson-ETSU	Fr	8	36	11	11	94 11.8							
24. Robert Allen-SAM	Fr	7	28	8	17	81 11.6							
25. Jeromy Rodriguez-ETSU	Jr	8	41	0	10	92 11.5							
26. Jaylen Stowe-MER	Sr	7	30	1	19	80 11.4							
27. Matt Halvorsen-WCU	So	8	22	18	28	90 11.3							
28. Myron Gordon-SAM	Jr	7	25	7	20	77 11.0							
29. David Jean-Baptiste-UTC	So	7	25	13	12	75 10.7							
30. Myles Lewis-VMI	So	7	33	0	7	73 10.4							
Garrett Gilkeson-VMI	Jr	7	24	9	16	73 10.4							

FIELD GOAL PCT						ASSISTS			
	Cl	G	FGM	FGA	Pct.		Cl	G	No. Avg/G
1. Ramon Vila-UTC	So	6	35	48	.729	1. Josh Sharkey-SAM	Jr	7	59 8.4
2. Carlos Dotson-WCU	Jr	7	48	78	.615	2. Lew Stallworth-CIT	Sr	7	36 5.1
Cameron Jackson-WOF	Sr	7	40	65	.615	3. Demetrius Troy-UNCG	Sr	7	31 4.4
4. Jeromy Rodriguez-ETSU	Jr	8	41	68	.603	4. Bubba Parham-VMI	So	7	29 4.1
5. Matt Rafferty-FUR	Sr	7	50	83	.602	5. Alex Hunter-FUR	So	7	27 3.9
6. Ross Cummings-MER	So	7	49	90	.544	6. David Jean-Baptiste-UTC	So	7	25 3.6
7. Ruben Guerrero-SAM	Sr	7	38	73	.521	7. Donovan Toatley-UTC	Fr	6	20 3.3
8. Isaiah Miller-UNCG	So	7	46	90	.511	Marcus Cohen-MER	So	6	20 3.3
9. Kevin Easley-UTC	Fr	7	44	87	.506	9. Storm Murphy-WOF	So	7	22 3.1
10. Donovan Toatley-UTC	Fr	6	31	62	.500	Matt Rafferty-FUR	Sr	7	22 3.1
11. Lew Stallworth-CIT	Sr	7	55	111	.495	11. Kameron Gibson-WCU	Fr	8	25 3.1
12. Kameron Gibson-WCU	Fr	8	42	92	.457	12. Matt Halvorsen-WCU	So	8	24 3.0
13. Zane Najdawi-CIT	Sr	7	35	78	.449	Garrett Gilkeson-VMI	Jr	7	21 3.0
14. Josh Sharkey-SAM	Jr	7	41	95	.432	Cameron Jackson-WOF	Sr	7	21 3.0
15. Bubba Parham-VMI	So	7	40	96	.417	15. Isaiah Tisdale-ETSU	Jr	8	22 2.8

2018-19 Southern Conference
INDIVIDUAL BASKETBALL STATISTICS
Through games of Jan 22, 2019 (Conference games only)

FREE THROW PCT					
	Cl	G	FTM	FTA	Pct.
1. Fletcher Magee-WOF	Sr	7	25	27	.926
2. Ross Cummings-MER	So	7	36	40	.900
3. Francis Alonso-UNCG	Sr	7	39	44	.886
4. Matt Halvorsen-WCU	So	8	28	32	.875
5. Matt Rafferty-FUR	Sr	7	39	48	.813
6. Josh Sharkey-SAM	Jr	7	28	35	.800
Onno Steger-WCU	Jr	8	24	30	.800
8. Myron Gordon-SAM	Jr	7	20	26	.769
9. Bubba Parham-VMI	So	7	29	38	.763
10. Ruben Guerrero-SAM	Sr	7	19	25	.760
11. Kevin Easley-UTC	Fr	7	19	26	.731
12. Jaylen Stowe-MER	Sr	7	19	27	.704
13. Cameron Jackson-WOF	Sr	7	23	40	.575

STEALS				
	Cl	G	No.	Avg/G
1. Matt Rafferty-FUR	Sr	7	23	3.3
2. Isaiah Miller-UNCG	So	7	22	3.1
3. Josh Sharkey-SAM	Jr	7	21	3.0
4. Ethan Stair-MER	Jr	7	16	2.3
5. Cameron Jackson-WOF	Sr	7	12	1.7
Zane Najdawi-CIT	Sr	7	12	1.7
Garrett Gilkeson-VMI	Jr	7	12	1.7
8. Matt Frierson-CIT	Sr	7	9	1.3
Jaylen Stowe-MER	Sr	7	9	1.3
Brandon Austin-SAM	Jr	7	9	1.3
David Jean-Baptiste-UTC	So	7	9	1.3
12. Tre Clark-FUR	So	7	8	1.1
Jordan Lyons-FUR	Jr	7	8	1.1
Myles Lewis-VMI	So	7	8	1.1
Robert Allen-SAM	Fr	7	8	1.1

3-POINT FG PCT					
	Cl	G	3FG	FGA	Pct.
1. Kevin Easley-UTC	Fr	7	18	33	.545
2. Ross Cummings-MER	So	7	31	57	.544
3. Jake Stephens-VMI	Fr	7	16	35	.457
4. David Jean-Baptiste-UTC	So	7	13	29	.448
5. Brandon Austin-SAM	Jr	7	22	53	.415
6. Andrew Brown-FUR	Sr	6	11	27	.407
7. Ethan Stair-MER	Jr	7	12	31	.387
8. Fletcher Magee-WOF	Sr	7	27	71	.380
9. Onno Steger-WCU	Jr	8	17	46	.370
10. Kameron Gibson-WCU	Fr	8	19	52	.365
11. Nathan Hoover-WOF	Jr	7	13	36	.361
12. Bubba Parham-VMI	So	7	19	53	.358
13. Tray Boyd III-ETSU	Jr	8	20	56	.357
14. Jordan Lyons-FUR	Jr	7	22	64	.344
15. Zane Najdawi-CIT	Sr	7	11	33	.333

3-POINT FG MADE				
	Cl	G	3FG	Avg/G
1. Ross Cummings-MER	So	7	31	4.4
2. Fletcher Magee-WOF	Sr	7	27	3.9
3. Brandon Austin-SAM	Jr	7	22	3.1
Jordan Lyons-FUR	Jr	7	22	3.1
5. Bubba Parham-VMI	So	7	19	2.7
6. Kevin Easley-UTC	Fr	7	18	2.6
7. Tray Boyd III-ETSU	Jr	8	20	2.5
8. Matt Frierson-CIT	Sr	7	17	2.4
9. Kameron Gibson-WCU	Fr	8	19	2.4
10. Francis Alonso-UNCG	Sr	7	16	2.3
Jake Stephens-VMI	Fr	7	16	2.3
12. Matt Halvorsen-WCU	So	8	18	2.3
13. Onno Steger-WCU	Jr	8	17	2.1
14. Patrick Good-ETSU	So	8	16	2.0
Kaiden Rice-CIT	So	7	14	2.0

BLOCKED SHOTS				
	Cl	G	No.	Avg/G
1. Ruben Guerrero-SAM	Sr	7	15	2.1
2. Zane Najdawi-CIT	Sr	7	13	1.9
3. Mladen Armus-ETSU	So	8	12	1.5
Ramon Vila-UTC	So	6	9	1.5
5. Clay Mounce-FUR	So	7	10	1.4
Lucas N'Guessan-ETSU		7	10	1.4
7. Cameron Jackson-WOF	Sr	7	9	1.3
8. Kyrin Galloway-UNCG	Jr	7	8	1.1
9. Carlos Dotson-WCU	Jr	7	7	1.0
Jake Stephens-VMI	Fr	7	7	1.0
Matt Rafferty-FUR	Sr	7	7	1.0
12. Keve Aluma-WOF	So	7	6	0.9
13. Victor Bafutto-MER	So	6	5	0.8
14. Bo Hodges-ETSU	So	8	6	0.8
Jeromy Rodriguez-ETSU	Jr	8	6	0.8

ASSIST/TURNOVER RATIO					
	Cl	G	Ast.	T/O	Ratio
1. Alex Hunter-FUR	So	7	27	10	2.7
2. David Jean-Baptiste-UTC	So	7	25	11	2.3
3. Demetrius Troy-UNCG	Sr	7	31	14	2.2
4. Storm Murphy-WOF	So	7	22	11	2.0
5. Josh Sharkey-SAM	Jr	7	59	31	1.9
6. Lew Stallworth-CIT	Sr	7	36	19	1.9
7. Kameron Gibson-WCU	Fr	8	25	15	1.7
8. Cameron Jackson-WOF	Sr	7	21	14	1.5
9. Marcus Cohen-MER	So	6	20	15	1.3
Donovann Toatley-UTC	Fr	6	20	15	1.3
11. Garrett Gilkeson-VMI	Jr	7	21	16	1.3
12. Matt Rafferty-FUR	Sr	7	22	17	1.3
13. Matt Halvorsen-WCU	So	8	24	20	1.2
14. Bubba Parham-VMI	So	7	29	28	1.0

2018-19 Southern Conference
INDIVIDUAL BASKETBALL STATISTICS
Through games of Jan 22, 2019 (Conference games only)

OFFENSIVE REBOUNDS				
	Cl	G	No.	Avg/G
1. Carlos Dotson-WCU	Jr	7	26	3.7
2. Jeromy Rodriguez-ETSU	Jr	8	26	3.3
3. Matt Rafferty-FUR	Sr	7	21	3.0
4. Cameron Jackson-WOF	Sr	7	20	2.9
Ruben Guerrero-SAM	Sr	7	20	2.9
Keve Aluma-WOF	So	7	20	2.9
7. Lucas N'Guessan-ETSU		7	19	2.7
8. Eric Hamilton-UNCG	Jr	7	18	2.6
Clay Mounce-FUR	So	7	18	2.6
Zane Najdawi-CIT	Sr	7	18	2.6
11. Robert Allen-SAM	Fr	7	17	2.4
12. Noah Gurley-FUR	Fr	7	15	2.1
13. Mladen Armus-ETSU	So	8	17	2.1
14. Bo Hodges-ETSU	So	8	14	1.8
Marc Gosselin-WCU	Sr	8	14	1.8

DEFENSIVE REBOUNDS				
	Cl	G	No.	Avg/G
1. Jeromy Rodriguez-ETSU	Jr	8	69	8.6
2. Carlos Dotson-WCU	Jr	7	58	8.3
3. Matt Rafferty-FUR	Sr	7	45	6.4
4. Mladen Armus-ETSU	So	8	49	6.1
5. Kevin Easley-UTC	Fr	7	41	5.9
6. Ruben Guerrero-SAM	Sr	7	40	5.7
7. Brandon Austin-SAM	Jr	7	39	5.6
Garrett Gilkeson-VMI	Jr	7	39	5.6
9. Lew Stallworth-CIT	Sr	7	36	5.1
10. Keve Aluma-WOF	So	7	35	5.0
11. Ramon Vila-UTC	So	6	29	4.8
12. Clay Mounce-FUR	So	7	33	4.7
13. Onno Steger-WCU	Jr	8	35	4.4
14. Cameron Jackson-WOF	Sr	7	28	4.0
Zane Najdawi-CIT	Sr	7	28	4.0

MINUTES PLAYED				
	Cl	G	No.	Avg/G
1. Ethan Stair-MER	Jr	7	265	37.9
2. Ross Cummings-MER	So	7	256	36.6
3. Matt Halvorsen-WCU	So	8	292	36.5
4. Matt Rafferty-FUR	Sr	7	252	36.0
5. Josh Sharkey-SAM	Jr	7	248	35.4
6. Alex Hunter-FUR	So	7	247	35.3
7. Bubba Parham-VMI	So	7	243	34.7
8. Brandon Austin-SAM	Jr	7	238	34.0
9. Lew Stallworth-CIT	Sr	7	237	33.9
10. Matt Frierson-CIT	Sr	7	233	33.3

2018-19 Southern Conference
Conference Team Highs
Through games of Jan 22, 2019 (Conference games only)

TEAM HIGHS (highest totals made by)

Points	112	Wofford vs The Citadel (01/03/19)
	101	Furman vs The Citadel (01/05/19)
	98	ETSU at The Citadel (01/10/19)
	96	Samford vs VMI (12/29/18)
	96	ETSU vs Chattanooga (01/05/19)
Margin	32 (89-57)	Furman at VMI (01/10/19)
	31 (112-81)	Wofford vs The Citadel (01/03/19)
	29 (72-43)	Wofford at UNC Greensboro (01/10/19)
	28 (96-68)	Samford vs VMI (12/29/18)
	26 (96-70)	ETSU vs Chattanooga (01/05/19)
Field goals made	43	Wofford vs The Citadel (01/03/19)
	40	ETSU at The Citadel (01/10/19)
	37	Furman vs The Citadel (01/05/19)
	36	ETSU vs Chattanooga (01/05/19)
	36	ETSU vs VMI (01/17/19)
Field goal attempts	80	Western Carolina at Furman (12/01/18)
	79	Furman vs The Citadel (01/05/19)
	79	The Citadel vs Western Carolina (01/12/19)
	75	The Citadel vs ETSU (01/10/19)
	74	The Citadel at Samford (01/17/19)
Field goal percentage	.672 (43-64)	Wofford vs The Citadel (01/03/19)
	.610 (36-59)	ETSU vs Chattanooga (01/05/19)
	.600 (30-50)	ETSU vs Furman (12/29/18)
	.565 (35-62)	Samford vs VMI (12/29/18)
	.564 (31-55)	Mercer vs Western Carolina (01/10/19)
3-Pt FG made	17	The Citadel at Samford (01/17/19)
	15	Wofford vs The Citadel (01/03/19)
	15	Furman at VMI (01/10/19)
	14	The Citadel at Furman (01/05/19)
	14	ETSU at The Citadel (01/10/19)
	14	The Citadel vs ETSU (01/10/19)
3-Pt FG attempts	46	The Citadel at Samford (01/17/19)
	43	The Citadel at Furman (01/05/19)
	43	The Citadel vs Western Carolina (01/12/19)
	38	Furman vs The Citadel (01/05/19)
	37	Western Carolina at Furman (12/01/18)
	37	The Citadel at Chattanooga (01/19/19)
3-Pt percentage	.577 (15-26)	Wofford vs The Citadel (01/03/19)
	.556 (10-18)	Furman at UNC Greensboro (01/12/19)
	.500 (12-24)	Chattanooga vs Samford (01/12/19)
	.500 (11-22)	Chattanooga at Western Carolina (01/03/19)
	.500 (11-22)	UNC Greensboro at ETSU (01/19/19)
	.500 (9-18)	ETSU vs Chattanooga (01/05/19)
	.500 (9-18)	Mercer at Chattanooga (01/17/19)
Free throws made	27	UNC Greensboro at Samford (12/22/18)
	27	Mercer at Samford (01/19/19)
	24	Samford vs UNC Greensboro (12/22/18)
	22	UNC Greensboro at VMI (01/05/19)
	20	UNC Greensboro vs Chattanooga (12/29/18)
	20	The Citadel vs Western Carolina (01/12/19)
	20	Western Carolina at The Citadel (01/12/19)
Free throw attempts	36	UNC Greensboro at Samford (12/22/18)
	35	Mercer at Samford (01/19/19)
	32	Samford vs UNC Greensboro (12/22/18)
	27	Western Carolina vs Chattanooga (01/03/19)

	27	UNC Greensboro at VMI (01/05/19)
	27	The Citadel vs Western Carolina (01/12/19)
Free throw percentage	.941 (16-17)	Furman at VMI (01/10/19)
	.917 (11-12)	ETSU at Mercer (01/12/19)
	.909 (20-22)	UNC Greensboro vs Chattanooga (12/29/18)
	.889 (8-9)	UNC Greensboro at ETSU (01/19/19)
	.882 (15-17)	Furman at UNC Greensboro (01/12/19)
Rebounds	53	Furman vs Western Carolina (12/01/18)
	53	Furman vs The Citadel (01/05/19)
	50	ETSU at The Citadel (01/10/19)
	50	Western Carolina at The Citadel (01/12/19)
	50	ETSU at Mercer (01/12/19)
Assists	24	Wofford vs The Citadel (01/03/19)
	24	ETSU at The Citadel (01/10/19)
	22	ETSU vs Chattanooga (01/05/19)
	21	Samford vs VMI (12/29/18)
	21	Furman at VMI (01/10/19)
Steals	15	The Citadel vs Western Carolina (01/12/19)
	12	UNC Greensboro at ETSU (01/19/19)
	11	ETSU vs Samford (01/03/19)
	11	Samford at ETSU (01/03/19)
	11	Mercer at Furman (01/03/19)
	11	Furman vs The Citadel (01/05/19)
	11	UNC Greensboro at VMI (01/05/19)
	11	Furman at VMI (01/10/19)
	11	Wofford at VMI (01/12/19)
	11	ETSU vs UNC Greensboro (01/19/19)
Blocked shots	8	Furman vs Western Carolina (12/01/18)
	8	ETSU vs UNC Greensboro (01/19/19)
	7	ETSU at The Citadel (01/10/19)
	7	UNC Greensboro vs Furman (01/12/19)
	7	The Citadel at Samford (01/17/19)
Turnovers	29	Western Carolina at The Citadel (01/12/19)
	22	VMI vs Wofford (01/12/19)
	21	Furman at UNC Greensboro (01/12/19)
	19	VMI vs UNC Greensboro (01/05/19)
	18	Western Carolina vs Wofford (12/29/18)
	18	ETSU vs Samford (01/03/19)
	18	Samford at ETSU (01/03/19)
	18	VMI vs Furman (01/10/19)
	18	Western Carolina vs UNC Greensboro (01/17/19)
	18	Western Carolina at VMI (01/19/19)
Fouls	26	Western Carolina at The Citadel (01/12/19)
	25	UNC Greensboro vs Chattanooga (12/29/18)
	25	Samford vs Mercer (01/19/19)
	23	Wofford at Western Carolina (12/29/18)
	22	Samford vs UNC Greensboro (12/22/18)
	22	Western Carolina vs Chattanooga (01/03/19)
	22	Western Carolina at VMI (01/19/19)

2018-19 Southern Conference
Conference Individual Highs
Through games of Jan 22, 2019 (Conference games only)

INDIVIDUAL PLAYER GAME HIGHS

Points	36		Ross Cummings (Mercer) vs Western Carolina (01/10/19)
	33		Bubba Parham (VMI) vs Western Carolina (01/19/19)
	32		Lew Stallworth (The Citadel) vs Western Carolina (01/12/19)
Field goals made	32		Ross Cummings (Mercer) at Samford (01/19/19)
	30		Francis Alonso (UNC Greensboro) at Samford (12/22/18)
	12		Carlos Dotson (Western Carolina) at Furman (12/01/18)
	12		Ross Cummings (Mercer) vs Western Carolina (01/10/19)
	12		Lew Stallworth (The Citadel) vs Western Carolina (01/12/19)
	11		Matt Rafferty (Furman) vs The Citadel (01/05/19)
Field goal attempts	11		Josh Sharkey (Samford) vs Mercer (01/19/19)
	11		Bubba Parham (VMI) vs Western Carolina (01/19/19)
	26		Jordan Lyons (Furman) vs Western Carolina (12/01/18)
	21		Tray Boyd III (ETSU) vs Samford (01/03/19)
	21		Francis Alonso (UNC Greensboro) at Western Carolina (01/17/19)
	21		Bubba Parham (VMI) vs Western Carolina (01/19/19)
	20		Carlos Dotson (Western Carolina) at Furman (12/01/18)
Field goal percentage	20		Bubba Parham (VMI) at Samford (12/29/18)
	20		Lew Stallworth (The Citadel) vs ETSU (01/10/19)
	20		Josh Sharkey (Samford) vs Mercer (01/19/19)
	.800	(8-10)	Isaiah Miller (UNC Greensboro) at Samford (12/22/18)
	.800	(8-10)	Jeromy Rodriguez (ETSU) vs Furman (12/29/18)
	.800	(8-10)	Ramon Vila (Chattanooga) vs Samford (01/12/19)
3-Pt FG made	.800	(8-10)	Carlos Dotson (Western Carolina) vs UNC Greensboro (01/17/19)
	.769	(10-13)	Nathan Hoover (Wofford) vs The Citadel (01/03/19)
	8		Matt Frierson (The Citadel) at Samford (01/17/19)
	7		Ross Cummings (Mercer) vs Western Carolina (01/10/19)
	6		Ross Cummings (Mercer) at The Citadel (12/01/18)
	6		Jordan Lyons (Furman) vs Western Carolina (12/01/18)
	6		Bubba Parham (VMI) at Samford (12/29/18)
	6		Fletcher Magee (Wofford) vs The Citadel (01/03/19)
3-Pt FG attempts	6		Brandon Austin (Samford) vs The Citadel (01/17/19)
	6		Matt Halvorsen (Western Carolina) at VMI (01/19/19)
	17		Jordan Lyons (Furman) vs Western Carolina (12/01/18)
	15		Matt Frierson (The Citadel) at Samford (01/17/19)
	14		Fletcher Magee (Wofford) vs Mercer (01/05/19)
	14		Brandon Austin (Samford) vs The Citadel (01/17/19)
	13		Matt Halvorsen (Western Carolina) at Furman (12/01/18)
3-Pt percentage	13		Kaiden Rice (The Citadel) at Furman (01/05/19)
	13		Matt Frierson (The Citadel) vs Western Carolina (01/12/19)
	1.000	(5-5)	Kevin Easley (Chattanooga) at Western Carolina (01/03/19)
	.833	(5-6)	Kevion Nolan (Samford) vs VMI (12/29/18)
	.833	(5-6)	Ross Cummings (Mercer) at Chattanooga (01/17/19)
Free throws made	.833	(5-6)	Angelo Allegri (UNC Greensboro) at ETSU (01/19/19)
	.750	(6-8)	Matt Halvorsen (Western Carolina) at VMI (01/19/19)
	17		Francis Alonso (UNC Greensboro) at Samford (12/22/18)
	12		Ross Cummings (Mercer) at Samford (01/19/19)
	10		Myron Gordon (Samford) vs UNC Greensboro (12/22/18)
	10		Matt Rafferty (Furman) at UNC Greensboro (01/12/19)
	8		Matt Halvorsen (Western Carolina) vs Chattanooga (01/03/19)
	8		Matt Halvorsen (Western Carolina) at The Citadel (01/12/19)
Free throw attempts	21		Francis Alonso (UNC Greensboro) at Samford (12/22/18)
	12		Ross Cummings (Mercer) at Samford (01/19/19)
	11		Myron Gordon (Samford) vs UNC Greensboro (12/22/18)
	11		Zane Najdawi (The Citadel) vs Western Carolina (01/12/19)
	10		Matt Rafferty (Furman) at UNC Greensboro (01/12/19)

	10	Cameron Jackson (Wofford) at VMI (01/12/19)
	10	Brandon Austin (Samford) vs The Citadel (01/17/19)
	10	Bubba Parham (VMI) vs Western Carolina (01/19/19)
Free throw percentage	1.000 (12-12)	Ross Cummings (Mercer) at Samford (01/19/19)
	1.000 (10-10)	Matt Rafferty (Furman) at UNC Greensboro (01/12/19)
	1.000 (8-8)	Matt Halvorsen (Western Carolina) vs Chattanooga (01/03/19)
	.909 (10-11)	Myron Gordon (Samford) vs UNC Greensboro (12/22/18)
	.889 (8-9)	Matt Halvorsen (Western Carolina) at The Citadel (01/12/19)
Rebounds	19	Jeromy Rodriguez (ETSU) vs Samford (01/03/19)
	18	Jeromy Rodriguez (ETSU) at Mercer (01/12/19)
	17	Mladen Armus (ETSU) vs Samford (01/03/19)
	15	Matt Rafferty (Furman) vs Western Carolina (12/01/18)
	15	Carlos Dotson (Western Carolina) vs Samford (01/05/19)
Assists	14	Josh Sharkey (Samford) at ETSU (01/03/19)
	10	Alex Hunter (Furman) vs Western Carolina (12/01/18)
	10	Josh Sharkey (Samford) vs Mercer (01/19/19)
	9	Josh Sharkey (Samford) vs UNC Greensboro (12/22/18)
	8	Lew Stallworth (The Citadel) vs Western Carolina (01/12/19)
	8	Josh Sharkey (Samford) vs The Citadel (01/17/19)
Steals	7	Matt Rafferty (Furman) at VMI (01/10/19)
	6	Josh Sharkey (Samford) vs UNC Greensboro (12/22/18)
	6	Isaiah Miller (UNC Greensboro) vs Chattanooga (12/29/18)
	6	Isaiah Miller (UNC Greensboro) at ETSU (01/19/19)
	4	Zane Najdawi (The Citadel) vs Mercer (12/01/18)
	4	Matt Frierson (The Citadel) vs Mercer (12/01/18)
	4	Ruben Guerrero (Samford) at ETSU (01/03/19)
	4	Tre Clark (Furman) vs The Citadel (01/05/19)
	4	Jaylen Stowe (Mercer) vs Western Carolina (01/10/19)
	4	Hayden Brown (The Citadel) vs Western Carolina (01/12/19)
	4	Isaiah Miller (UNC Greensboro) vs Furman (01/12/19)
	4	Brandon Austin (Samford) vs The Citadel (01/17/19)
	4	Josh Sharkey (Samford) vs Mercer (01/19/19)
	4	Garrett Gilkeson (VMI) vs Western Carolina (01/19/19)
Blocked shots	4	Matt Rafferty (Furman) vs Western Carolina (12/01/18)
	4	Ruben Guerrero (Samford) vs VMI (12/29/18)
	4	James Dickey (UNC Greensboro) vs Furman (01/12/19)
	4	James Dickey (UNC Greensboro) at ETSU (01/19/19)
	4	Fardaws Aimaq (Mercer) at Samford (01/19/19)
Turnovers	8	Josh Sharkey (Samford) at ETSU (01/03/19)
	6	Jordan Lyons (Furman) vs Western Carolina (12/01/18)
	6	Bubba Parham (VMI) at Chattanooga (12/09/18)
	6	Lew Stallworth (The Citadel) at Furman (01/05/19)
	6	Onno Steger (Western Carolina) at The Citadel (01/12/19)
	6	Jordan Lyons (Furman) at UNC Greensboro (01/12/19)