

2018-2019

Southern Conference Men's Basketball



#SoConHoops

702 North Pine Street, Spartanburg, SC 29303 • 864-591-5100 • Fax: 864-591-3448

Phil Perry, Assistant Commissioner for Media Relations (FB contact)

facebook.com/SouthernConference • twitter.com/SoConSports • instagram.com/SouthernConference

2018-19 SOUTHERN CONFERENCE BASKETBALL STANDINGS

	Conference					Overall					
	W-L	Pct.	H	A	ST	W-L	Pct.	H	A	N	ST
Wofford	8-0	1.000	5-0	3-0	W8	16-4	.800	11-1	5-3	0-0	W7
UNCG	7-1	.875	3-1	4-0	W4	18-3	.857	9-1	8-2	1-0	W4
ETSU	6-2	.750	4-1	2-1	L1	16-5	.762	10-1	5-4	1-0	L1
Furman	5-3	.625	4-0	1-3	W1	16-4	.800	10-0	6-4	0-0	W1
Chattanooga	5-3	.625	4-0	1-3	L1	10-11	.476	8-1	2-8	0-2	L1
Mercer	3-5	.375	2-1	1-4	W2	8-12	.400	7-2	1-9	0-1	W2
Samford	2-6	.250	2-2	0-4	L2	12-9	.571	9-3	3-6	0-0	L2
Western Carolina	2-6	.250	1-3	1-3	L2	5-16	.238	3-4	2-10	0-2	L2
The Citadel	1-7	.125	1-2	0-5	L7	9-10	.474	6-3	3-7	0-0	L8
VMI	1-7	.125	1-3	0-4	L1	7-13	.350	6-4	1-9	0-0	L1

UPCOMING SCHEDULE (ALL TIMES EASTERN)

Jan. 26 (Saturday)

*VMI at The Citadel, 1 p.m.	ESPN+
*Samford at Furman, 4:30 p.m.	ESPN3
*Mercer at UNCG, 5 p.m.	ESPN+
*ETSU at Western Carolina, 7 p.m.	ESPN3
*Chattanooga at Wofford, 7 p.m.	Nexstar/ESPN+

Nexstar affiliates for Jan. 26:

WYCW (Greenville/Spartanburg/Asheville)
WVCW (Lynchburg)

Jan. 31 (Thursday)

*Furman at The Citadel, 7 p.m.	ESPN+
*Wofford at Mercer, 7 p.m.	ESPN+
*VMI at UNCG, 7 p.m.	ESPN3
*ETSU at Samford, 7:30 p.m.	ESPN3
*Western Carolina at Chattanooga, 8 p.m.	ESPN+

Feb. 2 (Saturday)

*Wofford at The Citadel, 1 p.m.	Nexstar/ESPN3
*Western Carolina at Samford, 3 p.m.	ESPN3
*Furman at Mercer, 4 p.m.	ESPN+
*ETSU at Chattanooga, 4:30 p.m.	ESPN3

Nexstar affiliates for Feb. 2:

WYCW (Greenville/Spartanburg/Asheville)
WJHL (Johnson City)
WCBF (Charleston)

Feb. 7 (Thursday)

*Wofford at ETSU, 7 p.m.	ESPN+
*Samford at UNCG, 7 p.m.	ESPN+
*Chattanooga at VMI, 7 p.m.	ESPN3
*Furman at Western Carolina, 7:30 p.m.	ESPN3

SOCON PLAYER OF THE WEEK (1/22)

Kevin Easley, Fr., F Chattanooga

Easley averaged a double-double for the week, scoring 16.5 points per game and averaging 11.0 rebounds per contest as the Mocs defeated Mercer and The Citadel to move into fourth place in the league standings.

The rookie from Indianapolis, Indiana, opened his week with 11 points and 10 boards for his first career double-double Thursday as Chattanooga earned a 73-70 win over Mercer. With the Mocs nursing a one-point lead in the final minute of play, Easley converted both ends of a one-and-one to give Chattanooga a three-point cushion and force the Bears to attempt a tying 3-pointer to end the game.

Two days later, Easley again came up clutch late in a one-possession win, this time a 73-71 victory over The Citadel. After a 7-2 run gave the Bulldogs the lead heading into the final minute of play, Easley hit a 3-pointer with 56 seconds left to put Chattanooga back on top for good. Easley finished with 22 points and a career-high 12 rebounds for his second straight-double.



CONFERENCE NEWS AND NOTES

• Saturday's five Southern Conference contests mark the midpoint of the league schedule.

• Off to the best start in school history, Wofford (16-4, 8-0 SoCon) kept its unbeaten SoCon start and 11-game home win streak going with a dramatic win over Samford on Thursday, getting a Storm Murphy buzzer-beater to nip the Bulldogs 107-106 in overtime. Samford had just taken the lead on a Josh Sharkey layup with 6.4 seconds left before Murphy hit his game-winner.

• Sharkey finished with a school-record 16 assists for Samford, while redshirt junior Brandon Austin scored a career-high 31 points. Senior guard Fletcher Magee scored a season-high 31 for Wofford, including a go-ahead bucket just before Sharkey's late make in OT and the tying 3-pointer with 8 seconds left in regulation to force the extra session.

• Also off to its best start in program history, UNCG (18-3, 7-1 SoCon) remained a game back of Wofford in the SoCon standings with its 83-60 win over The Citadel on Thursday, holding the Bulldogs to a season low in points. Kaleb Hunter finished with 21 points for the Spartans, while James Dickey notched his second double-double of the season with 12 points and a season-high 15 rebounds.

• Citadel senior Matt Frierson connected on six 3-pointers Thursday to become the school's career leader with 300, a total that moved him to seventh in SoCon history. He passed former Bulldog Zach Urbanus, who hit 295 from 2007-11, and former Wofford player Ian Chadwick, who hit 299 from 1997-01.

• Furman topped Chattanooga 73-58 on Thursday, snapping a two-game skid and running its home win streak to 13 games dating back to last season. The Paladins' victory also stopped the Mocs' three-game win streak and pulled the teams back into a tie for fourth in the league standings.

• Wofford is receiving votes in both the latest Associated Press Top 25 and USA Today Coaches Top 25, while Furman is receiving votes in the coaches' poll.

• In his last six games, Mercer junior Ross Cummings has averaged 26.2 points, including his 24-point night in the Bears' 88-68 win over VMI on Thursday. He is 30-for-51 from 3-point range in the span, good for 58.8 percent. His recent surge has pushed his career 3-point percentage to 42.8, dislodging Wofford's Magee for 10th in SoCon history.

• In its last outing, Western Carolina dropped a 91-83 decision at VMI on Saturday, but the Catamounts had three players score at least 20 points, paced by junior forward Onno Steger's career-high 27. Sophomore guard Matt Halvorsen had 23 and freshman guard Kameron Gibson scored 20 as the trio combined for 70 of the squad's 83 points.

For additional notes, see page 2

CONFERENCE NEWS AND NOTES

• The SoCon has four teams in the CollegeInsider.com Mid-Major Top 25, the most of any league. Wofford is No. 3, UNCG is No. 7, ETSU is No. 9 and Furman is No. 19.

• Wofford's Fletcher Magee has scored 2,177 career points and needs just 122 to enter the SoCon's career top 10 in that category.

• With 430 to his credit, Magee is eighth in NCAA Division I history in 3-point makes, one back of a tie for sixth. Former SoCon record-holder Stephen Curry of Davidson is 10th with 414.

Career 3-pointers, NCAA Division I history

504	Travis Bader, Oakland	2010-14
457	J.J. Redick, Duke	2002-06
450	David Holston, Chicago State	2005-09
435	Keydren Clark, Saint Peter's	2002-06
434	Damon Lynn, NJIT	2013-17
431	Chris Lofton, Tennessee	2004-08
431	Kevin Foster, Santa Clara	2008-13
430	Fletcher Magee, Wofford	2015-pr.
416	Akeem Richmond, East Carolina	2010-14
414	Stephen Curry, Davidson	2006-09

• ETSU leads DI in rebounding margin at +13.8 per game and total rebounds at 897. Since 1984-85, just one SoCon team has posted a double-digit rebounding margin for a season, when Chattanooga posted a +10.8 differential in 2004-05.

• ETSU redshirt junior forward Jeromy Rodriguez holds the NCAA Division I lead with 252 total rebounds and is third with 12.0 per game. Rodriguez, who is scoring at a clip of 11.6 points per game, is in position to be the first SoCon player to average a double-double for the season since UNCG's Ben Stywall averaged 14.3 points and 10.4 rebounds per game in 2009-10. Rodriguez is fifth in DI with 12 double-doubles so far this season.

• In a statistical oddity, Western Carolina is last in the league in field-goal percentage defense, allowing opponents to shoot 47.3 percent from the field. However, the Catamounts lead the SoCon in 3-point field-goal percentage defense, as they're holding their opposition to just 31.6 percent from long range.

Did you know?

• UNCG coach Wes Miller became the winningest coach in school history earlier this season, as the Spartans' 85-72 win over Chattanooga on Dec. 29 was the 125th of his career.

• Furman's Matt Rafferty and The Citadel's Matt Frierson both reached 1,000 points for their careers on Jan. 3. They joined The Citadel's Zane Najdawi, UNCG's Francis Alonso and Wofford's Cameron Jackson and Fletcher Magee as active SoCon players with 1,000 or more career points.

• VMI sophomore guard Bubba Parham scored at least 30 points in four straight contests from Nov. 18-27, making him the first SoCon player to accomplish that feat since Davidson's Stephen Curry did so from Nov. 17-24, 2008.

• Furman's Jordan Lyons' 54 points against North Greenville on Nov. 13 were the most scored by an NCAA Division I player since Jodie Meeks of Kentucky scored 54 in 2009.

Preseason predictions

Defending regular-season and tournament champion UNCG was the preseason pick to win the league in 2018-19 among the league's 10 head coaches and media. Wofford's Fletcher Magee was the coaches' selection for preseason player of the year.

Preseason Player of the Year

Fletcher Magee, Sr., G, Wofford

Preseason All-Southern Conference Team

Zane Najdawi, Sr., F, The Citadel
 Tray Boyd III, Jr., G, ETSU
 Bo Hodges, So., G/F, ETSU
 Jeromy Rodriguez, R-Jr., F, ETSU
 Matt Rafferty, Sr., F, Furman
 Ross Cummings, Jr., G, Mercer
 Francis Alonso, Sr., G, UNCG
 James Dickey, Jr., F, UNCG
 Bubba Parham, So., G, VMI
 Cameron Jackson, Sr., F, Wofford
 Fletcher Magee, Sr., G, Wofford

Coaches poll

Team (1st)	Total	Media poll Team (1st)	Total
1. UNCG (6)	78	1. UNCG (16)	231
2. Wofford (4)	74	2. Wofford (6)	214
3. ETSU	67	3. ETSU (2)	198
4. Furman	57	4. Furman	169
5. Mercer	48	5. Mercer	136
6. The Citadel	38	6. Chattanooga	103
7. Chattanooga	30	7. The Citadel	96
8. Samford	26	8. Samford	69
9. Western Carolina	20	9. Western Carolina	59
10. VMI	12	10. VMI	45

NET RANKINGS (AS OF JAN. 24)

The NCAA Evaluation Tool (NET) replaces the RPI this season and relies on game results, strength of schedule, game location, scoring margin, net offensive and defensive efficiency, and the quality of wins and losses to aid the NCAA in evaluating programs throughout the season. New rankings are released daily.

SoCon team	NET ranking
Wofford	26
UNCG	55
Furman	63
ETSU	78
Samford	162
Mercer	188
The Citadel	220
Chattanooga	251
Western Carolina	287
VMI	321

SoCon COACHING RECORDS

Coach, school	Career (yrs.)	School (yrs.)	SoCon (yrs.)
Duggar Baucom, The Citadel	230-252 (16th)	42-74 (4th)	20-60 (5th)
Steve Forbes, ETSU	248-94 (11th)	92-34 (4th)	48-14 (4th)
Bob Richey, Furman	39-15 (2nd)	Same	18-8 (2nd)
Bob Hoffman, Mercer	517-312 (25th)	206-157 (11th)	43-37 (5th)
Wes Miller, UNCG	130-113 (8th)	Same	75-54 (8th)
Scott Padgett, Samford	69-85 (5th)	Same	26-54 (5th)
Lamont Paris, Chattanooga	20-34 (2nd)	Same	8-18 (2nd)
Dan Earl, VMI	31-79 (4th)	Same	12-50 (4th)
Mark Prosser, Western Carolina	10-39 (2nd)	5-16 (1st)	2-6 (1st)
Mike Young, Wofford	285-243 (17th)	Same	165-124 (17th)

SoCon PLAYERS OF THE WEEK

Nov. 13	Josh Sharkey, Jr., G, SAM
Nov. 20	Jordan Lyons, Jr., G, FUR
Nov. 27	Lew Stallworth, Gr., G, CIT
Dec. 4	Lew Stallworth, Gr., G, CIT
Dec. 11	Jeromy Rodriguez, R-Jr., F, ETSU
Dec. 18	Matt Rafferty, Sr., F, FUR
Dec. 24	Francis Alonso, Sr., G, UNCG
Dec. 31	Jeromy Rodriguez, R-Jr., F, ETSU
Jan. 8	Matt Rafferty, Sr., F, FUR
Jan. 15	Ross Cummings, Jr., G, MER
Jan. 22	Kevin Easley, Fr., F, UTC
Jan. 29	
Feb. 5	
Feb. 12	
Feb. 19	
Feb. 26	

SoCon PLAYERS OF THE MONTH

November	Matt Rafferty, Sr., F, FUR
December	Cameron Jackson, Sr., F, WOF
January	
February	

SoCon STUDENT-ATHLETE OF THE WEEK

Jan. 2	Zane Najdawi, Sr., F, CIT
Jan. 9	Mladen Armus, So., F, ETSU

THE SoCon vs. RANKED TEAMS

Furman's win at No. 8 Villanova on Nov. 17 was the SoCon's second road victory over a top-10 opponent in as many seasons, as Wofford downed then-No. 5 North Carolina in 2017. Coincidentally, Villanova and North Carolina were both defending national champions.

Southern Conference ranked wins since 1997-98

SoCon	Opp.	Score	Date
Furman	#8 Villanova	76-68 (OT)	11/17/18
Wofford	#5 North Carolina	79-75	12/20/17
Col. of Charleston	#21 Baylor	63-59	11/24/12
Davidson	#12 Kansas	80-74	12/19/11
Col. of Charleston	#9 North Carolina	82-79 (OT)	1/4/10
#23 Davidson	#24 Gonzaga	82-76	3/21/08
#23 Davidson	#8 Georgetown	74-70	3/23/08
#23 Davidson	#6 Wisconsin	73-56	3/28/08
Col. of Charleston	#3 North Carolina	66-64	12/5/98

COLLEGEINSIDER.COM MID-MAJOR TOP 25

School (1st-place)	PS	N12	N19	N26	D3	D10	D17	D24	D31	J7	J14	J21
Gonzaga (31)	1	1	1	1	1	1	1	1	1	1	1	1
Buffalo	2	2	2	2	2	2	2	2	2	2	2	2
Wofford	8	5	9	7	5	7	7	11	8	6	3	3
Murray State	18	16	10	11	12	11	10	10	9	4	4	4
Hofstra	-	-	-	-	-	-	-	23	22	13	5	5
San Francisco	-	-	-	21	22	17	12	8	10	7	9	6
UNC Greensboro	20	19	13	5	6	5	5	5	4	3	10	7
Lipscomb	22	22	18	8	7	8	11	9	11	11	11	8
ETSU	-	-	-	-	-	-	-	-	-	14	8	9
UC Irvine	24	23	15	17	18	13	13	14	15	12	7	10
Belmont	17	10	5	3	4	4	4	4	6	8	6	11
Liberty	-	-	-	-	24	24	17	22	20	17	16	12
Stony Brook	-	-	-	25	14	15	15	16	16	15	14	13
Vermont	-	-	-	-	-	-	-	23	-	-	23	14
Toledo	13	13	-	16	9	6	6	6	3	9	15	15
New Mexico State	-	-	-	-	25	25	18	18	14	19	17	16
Texas State	-	-	-	-	-	-	20	21	21	24	22	17
South Dakota State	5	3	7	10	8	10	14	17	17	21	19	18
Furman	-	20	6	4	3	3	3	3	5	5	12	19
Georgia State	12	15	16	20	-	23	-	-	-	20	18	20
Yale	25	25	-	-	-	-	-	-	-	-	24	21
Montana	16	14	19	13	17	19	19	15	13	18	20	22
Charleston	-	24	25	24	13	12	9	7	7	10	13	23
UC Santa Barbara	-	-	-	-	-	-	-	-	-	-	25	24
Jacksonville State	-	-	-	-	-	-	-	-	-	-	-	25
Loyola Marymount	-	-	22	14	11	9	8	12	12	16	21	-
Kent State	-	-	-	-	-	-	-	20	19	22	-	-
NJIT	-	-	-	-	-	-	25	24	25	23	-	-
Ball State	-	-	-	-	-	-	-	-	-	25	-	-
Louisiana	11	12	23	23	19	16	21	19	18	-	-	-
Penn	23	18	21	-	-	20	16	13	23	-	-	-
Drake	-	-	-	-	-	-	-	25	24	-	-	-
BYU	4	4	3	6	15	14	22	-	-	-	-	-
San Diego	-	-	-	-	-	22	24	-	-	-	-	-
Georgia Southern	-	-	17	12	21	18	-	-	-	-	-	-
Radford	-	-	-	-	16	21	-	-	-	-	-	-
Loyola Chicago	3	8	8	9	10	-	-	-	-	-	-	-
Illinois State	14	17	14	19	20	-	-	-	-	-	-	-
Northern Kentucky	-	-	24	-	23	-	-	-	-	-	-	-
Saint Mary's	9	7	4	15	-	-	-	-	-	-	-	-
Bradley	-	-	-	18	-	-	-	-	-	-	-	-
Harvard	7	11	12	22	-	-	-	-	-	-	-	-
Northeastern	6	6	11	-	-	-	-	-	-	-	-	-
Southern Illinois	10	9	20	-	-	-	-	-	-	-	-	-
Stephen F. Austin	19	21	-	-	-	-	-	-	-	-	-	-
Rider	15	-	-	-	-	-	-	-	-	-	-	-
Wright State	21	-	-	-	-	-	-	-	-	-	-	-

Others receiving votes: Northern Kentucky 61, Saint Mary's 57, Loyola Marymount 49, Bowling Green 29, Loyola Chicago 28, Northeastern 25, Kent State 24, Georgia Southern 17, Abilene Christian 15, Princeton 15, BYU 9, San Diego 7, Ball State 6, Radford 6, Valparaiso 6, Sam Houston State 5, UL Monroe 5, Winthrop 5, Louisiana 4, Weber State 3, Central Michigan 2, NJIT 2, Austin Peay 1, Drake 1, Rider 1.

NATIONAL/REGIONAL RECOGNITION

Jerry West Shooting Guard of the Year Award

Watch list

Fletcher Magee, Wofford, Sr., G

Lou Henson Award (top DI mid-major player)

Initial watch list

Matt Rafferty, Furman, Sr., F

Francis Alonso, UNCG, Sr., G

James Dickey, UNCG, Jr., F

Cameron Jackson, Wofford, R-Sr., F

Fletcher Magee, Wofford, Sr., G

Midseason watch list

Matt Rafferty, Furman, Sr., F

Francis Alonso, UNCG, Sr., G

Cameron Jackson, Wofford, R-Sr., F

Fletcher Magee, Wofford, Sr., G

Kareem Abdul-Jabbar Award Watch List

James Dickey, UNCG, Jr., F

Senior CLASS Award candidate

Zane Najdawi, The Citadel, Sr., F

Andy Katz National Player of the Week

Jordan Lyons, Furman, Jr., G

Nov. 19, 2018

ALL-AROUND SUCCESS

Furman senior forward Matt Rafferty is the only player in the SoCon to rank in the top 10 in scoring, rebounding, assists, steals and blocked shots – and he's in the top five in each. Only three other qualified players in the league appear in the top 10 in even three of those categories, with Cameron Jackson of Wofford appearing in four.

	Pts	Reb	Ast	St	Blk
Matt Rafferty, FUR	5th	3rd	4th	3rd	3rd
	17.6	9.1	4.2	2.7	1.2
Cameron Jackson, WOF	9th	6th	x	6th	t5th
	15.2	7.6	x	1.6	1.1
Jeromy Rodriguez, ETSU	x	1st	x	8th	9th
	x	12.0	x	1.2	0.8
Josh Sharkey, SAM	8th	x	1st	t1st	x
	15.8	x	7.3	2.8	x

ASSOCIATED PRESS TOP 25

School (1st-place)	PS	N12	N19	N26	D3	D10	D17	D24	D31	J7	J14	J21
Tennessee (48)	6	5	5	6	7	3	3	3	3	3	3	1
Duke (11)	4	1	1	3	3	2	2	1	1	1	1	2
Virginia (3)	5	4	4	4	4	6	5	4	4	4	4	3
Gonzaga	3	3	3	1	1	4	8	7	7	5	5	4
Michigan	19	18	9	7	5	5	4	2	2	2	2	5
Michigan State (2)	10	11	11	9	10	9	10	8	8	6	6	6
Nevada	7	6	6	5	6	7	6	6	6	10	10	7
Kentucky	2	10	10	10	9	19	19	16	13	18	12	8
Kansas	1	2	2	2	2	1	1	5	5	7	7	9
Virginia Tech	15	16	13	13	15	13	13	10	10	9	9	10
North Carolina	8	7	7	11	14	12	9	14	15	12	13	11
Marquette	-	24	-	-	-	21	20	18	16	21	15	12
Maryland	-	-	-	24	23	-	-	-	-	-	19	13
Texas Tech	-	-	-	20	13	11	12	11	11	8	8	t14
Buffalo	-	25	22	21	17	14	14	21	20	19	16	t14
Auburn	11	9	8	8	8	8	7	12	12	11	14	16
Houston	-	-	-	-	-	24	21	22	19	17	21	17
Villanova	9	8	-	23	21	17	-	-	-	-	22	18
Iowa	-	-	20	14	18	22	23	24	25	-	23	19
Ole Miss	-	-	-	-	-	-	-	-	-	-	18	20
NC State	-	-	-	-	-	-	-	20	18	15	17	21
Mississippi State	18	17	15	25	22	18	17	19	17	14	24	22
Louisville	-	-	-	-	-	-	-	-	-	-	-	23
Iowa State	-	-	-	-	-	-	-	-	-	20	-	24
LSU	23	22	19	-	-	-	-	-	-	-	-	25
Florida State	17	14	14	15	11	10	11	9	9	13	11	-
Oklahoma	-	-	-	-	-	-	-	25	23	23	20	-
Indiana	-	-	-	-	-	t25	22	23	21	22	25	-
Ohio State	-	-	23	16	19	15	15	13	14	16	-	-
St. John's	-	-	-	-	-	-	-	-	-	24	-	-
TCU	20	21	18	-	-	-	-	-	-	25	-	-
Wisconsin	-	-	25	22	12	16	16	15	22	-	-	-
Nebraska	-	-	-	-	24	-	25	-	24	-	-	-
Arizona State	-	-	-	-	20	20	18	17	-	-	-	-
Furman	-	-	-	-	25	23	24	-	-	-	-	-
Syracuse	16	15	-	-	-	t25	-	-	-	-	-	-
Kansas State	12	12	12	12	16	t25	-	-	-	-	-	-
Texas	-	-	-	17	-	-	-	-	-	-	-	-
Oregon	14	13	21	18	-	-	-	-	-	-	-	-
Purdue	24	23	24	19	-	-	-	-	-	-	-	-
Clemson	22	19	16	-	-	-	-	-	-	-	-	-
UCLA	21	20	17	-	-	-	-	-	-	-	-	-
West Virginia	13	-	-	-	-	-	-	-	-	-	-	-
Washington	25	-	-	-	-	-	-	-	-	-	-	-

Others receiving votes: Florida State 139, Purdue 111, Kansas State 91, Nebraska 66, Wisconsin 64, Oklahoma 16, Syracuse 13, Washington 11, Murray State 9, Cincinnati 6, **Wofford 5**, Saint Louis 3, Florida 2, San Francisco 2, TCU 1, Hofstra 1

USA TODAY COACHES TOP 25

School (1st-place)	PS	N19	N26	D3	D10	D17	D24	D31	J7	J14	J21
Tennessee (30)	6	5	7	7	4	4	3	3	3	3	1
Duke (2)	3	1	3	3	2	2	2	1	2	2	2
Virginia	5	4	4	4	3	3	1	2	1	1	3
Gonzaga	4	3	1	1	6	9	8	8	6	5	4
Michigan State	10	11	8	10	9	8	7	7	5	6	5
Michigan	18	8	5	5	5	5	4	4	4	4	6
Nevada	9	7	6	6	7	6	6	5	11	10	7
Virginia Tech	17	14	12	14	13	13	10	10	7	7	8
Kentucky	2	10	9	8	18	18	15	14	18	14	9
Kansas	1	2	2	2	1	1	5	6	9	8	10
Marquette	-	-	-	-	-	23	20	18	19	13	11
North Carolina	7	6	13	12	12	10	14	15	12	15	12
Texas Tech	-	-	19	13	11	11	13	11	8	9	13
Buffalo	-	25	20	18	15	15	22	t20	20	t17	14
Auburn	12	9	t10	9	8	7	t11	13	10	12	15
Maryland	-	-	-	23	23	24	-	-	-	22	16
Houston	-	-	-	-	22	20	19	17	15	t17	17
Villanova	8	-	23	21	16	-	-	-	-	21	18
NC State	-	-	-	-	-	-	24	19	16	16	19
Ole Miss	-	-	-	-	-	-	-	-	-	20	20
Iowa	-	22	15	19	21	21	21	t20	25	24	21
Mississippi State	19	15	25	22	17	16	t17	16	14	23	22
Florida State	15	13	14	11	10	12	9	9	13	11	23
Louisville	-	-	-	-	-	-	-	-	-	-	24
Iowa State	-	-	-	-	-	-	-	-	21	-	25
Oklahoma	-	-	-	-	-	-	-	25	22	19	-
Indiana	-	-	-	-	-	-	25	22	24	25	-
Ohio State	-	23	16	17	14	14	t11	12	17	-	-
St. John's	-	-	-	-	-	-	-	-	23	-	-
Wisconsin	-	-	22	16	19	17	16	t23	-	-	-
Nebraska	25	24	-	25	25	22	23	t23	-	-	-
Arizona State	-	-	-	20	20	19	t17	-	-	-	-
Furman	-	-	-	-	-	25	-	-	-	-	-
Kansas State	11	12	t10	15	24	-	-	-	-	-	-
Purdue	22	19	18	24	-	-	-	-	-	-	-
Texas	-	-	17	-	-	-	-	-	-	-	-
Oregon	16	20	21	-	-	-	-	-	-	-	-
Clemson	23	16	24	-	-	-	-	-	-	-	-
UCLA	20	17	-	-	-	-	-	-	-	-	-
TCU	21	18	-	-	-	-	-	-	-	-	-
LSU	-	21	-	-	-	-	-	-	-	-	-
West Virginia	13	-	-	-	-	-	-	-	-	-	-
Syracuse	14	-	-	-	-	-	-	-	-	-	-
Washington	24	-	-	-	-	-	-	-	-	-	-

Others receiving votes: LSU 54, Kansas State 50, Nebraska 40, Oklahoma 38, Purdue 30, Wisconsin 27, TCU 12, **Furman 9**, Washington 9, Indiana 9, North Texas 8, Ohio State 5, Arizona State 4, Cincinnati 4, UCF 3, Texas State 2, Murray State 2, **Wofford 1**

ACTIVE SoCon CAREER LEADERS

Points scored

2,177	Fletcher Magee, Wofford, Sr.
1,877	Francis Alonso, UNCG, Sr.
1,461	Zane Najdawi, The Citadel, Sr.
1,196	Cameron Jackson, Wofford, R-Sr.
1,114	Matt Rafferty, Furman, Sr.

Points scored per game (min. 800 points)

18.29	Fletcher Magee, Wofford, Sr.
17.16	Bubba Parham, VMI, So.
15.02	Francis Alonso, UNCG, Sr.
12.70	Zane Najdawi, The Citadel, Sr.
10.82	Matt Rafferty, Furman, Sr.

Field-goal percentage (min. 240 made)

.591	Cameron Jackson, Wofford, R-Sr.	(9)
.575	Matt Rafferty, Furman, Sr.	
.537	James Dickey, UNCG, Jr.	
.527	Isaiah Miller, UNCG, So.	
.485	Zane Najdawi, The Citadel, Sr.	

3-point field goals made

430	Fletcher Magee, Wofford, Sr.	(1)
357	Francis Alonso, UNCG, Sr.	(5)
300	Matt Frierson, The Citadel, Sr.	(9)
177	Jordan Lyons, Furman, Jr.	
175	Quayson Williams, The Citadel, Sr.	

3-point field-goal percentage (min. 120 made)

.428	Ross Cummings, Mercer, Jr.	(10)
.427	Fletcher Magee, Wofford, Sr.	(11)
.424	Andrew Brown, Furman, Sr.	
.411	Francis Alonso, UNCG, Sr.	
.395	Nathan Hoover, Wofford, Jr.	

Free-throw percentage (min. 110 made)

.909	Fletcher Magee, Wofford, Sr.	(1)
.902	Matt Frierson, The Citadel, Sr.	
.876	Francis Alonso, UNCG, Sr.	(6)
.855	Nathan Hoover, Wofford, Jr.	
.850	Matt Halvorsen, WCU, So.	

Rebounds

735	Matt Rafferty, Furman, Sr.
654	Zane Najdawi, The Citadel, Sr.
653	Marc Gosselin, Western Carolina, Sr.
644	James Dickey, UNCG, Jr.
603	Cameron Jackson, Wofford, R-Sr.

Rebounds per game (min. 280 rebounds)

7.85	James Dickey, UNCG, Jr.
7.14	Matt Rafferty, Furman, Sr.
6.55	Mladen Armus, ETSU, So.
5.69	Zane Najdawi, The Citadel, Sr.
5.58	Marc Gosselin, Western Carolina, Sr.

Blocked shots

176	Zane Najdawi, The Citadel, Sr.
146	James Dickey, UNCG, Jr.
112	Cameron Jackson, Wofford, R-Sr.
86	Matt Rafferty, Furman, Sr.
54	Kyrin Galloway, UNCG, Jr.

Steals

175	Josh Sharkey, Samford, Jr.
156	Matt Rafferty, Furman, Sr.
147	Cameron Jackson, Wofford, R-Sr.
142	Demetrius Troy, UNCG, Sr.
114	Quayson Williams, The Citadel, Sr.

Assists

455	Josh Sharkey, Samford, Jr.
404	Demetrius Troy, UNCG, Sr.
283	Francis Alonso, UNCG, Sr.
253	Matt Rafferty, Furman, Sr.
201	Storm Murphy, Wofford, So.

Assists per game (min. 150 assists)

5.23	Josh Sharkey, Samford, Jr.
3.79	Storm Murphy, Wofford, So.
3.42	Demetrius Troy, UNCG, Sr.
2.88	Marcus Cohen, Mercer, So.
2.46	Matt Rafferty, Furman, Sr.

(SoCon career rank)

SoCon RECORD BOOK

INDIVIDUAL

Coaching victories at SoCon school

1.	447	Bob McKillop, DAV	1992-2014
2.	285	Mike Young, WOF	2002-present
3.	243	Mack McCarthy, UTC	1985-97
	243	Burton Shipley, MD	1923-47
5.	230	Bill Reinhart, GW	1935-42; 49-66

Coaching wins per season (min. two seasons)

Avg. Wins		Yrs.			
1.	26.7	187	7	Everett Case, NCSU	1946-53
2.	26.0	52	2	Ben Carnevale, UNC	1944-46
3.	25.3	76*	3	Steve Forbes, ETSU	2015-pr.
4.	24.3	146	6	Fred Schaus, WVU	1954-60
5.	23.8	95	4	John Kresse, CofC	1998-02

* Entering 2018-19 season

Field-goal percentage

Career (min. 400 made)

Pct.		FG-FGA		
1.	69.0	412-597	Ricky Nedd, APP	1991-94
2.	61.3	448-731	Kris Acox, FUR	2013-17
3.	60.2	442-734	Rich DiBenedetto, DAV	1978-81
4.	59.9	764-1276	Noah Dahlman, WOF	2007-11
5.	59.8	522-873	Kareem Livingston, APP	1997-98
6.	59.6	647-1,086	Kyle Hines, UNCG	2004-07
7.	59.3	426-718	Joey Brooks, FUR	1986-89
8.	59.2	415-701	Jeremy Simmons, CofC	2007-11
9.	59.1	493-834	Cameron Jackson, WOF	2014-pr.
10.	58.9	548-930	Mike Groselle, CIT	2009-13

3-point field goals made

Game	
1.	15 Keith Veney, Marshall* 12/16/96
15	Jordan Lyons, FUR* 11/15/18
3.	11 Elton Nesbitt, GSU vs. UTC 1/17/05
	11 Fletcher Magee, WOF at UTC 2/17/18
5.	10 Nine times. This season: Matt Frierson, CIT vs. Johnson 11/14/18 Bubba Parham, VMI at Kentucky 11/18/18

Career

1.	430	Fletcher Magee, WOF	2015-pr.
2.	414	Stephen Curry, DAV	2006-09
3.	396	Andrew Goudelock, CofC	2007-11
4.	358	Donald Sims, APP	2007-11
5.	357	Francis Alonso, UNCG	2015-pr.
6.	312	Karl Cochran, WOF	2011-15
7.	300	Matt Frierson, CIT	2015-pr.
8.	299	Ian Chadwick, WOF	1997-01
9.	295	Zach Urbanus, CIT	2007-11
10.	278	Jake Robinson, WCU	2006-10

3-point field goals attempts

Game	
1.	34 Jordan Lyons, FUR* Nov. 15, 2018
2.	25 Keith Veney, Marshall Dec. 16, 1996

* NCAA record

3-point percentage (min. 120 made)

Career		Pct.		3FG-3FGA	
1.	49.3	223-452	Keith Jennings, ETSU	1989-91	
2.	45.2	126-279	Alan Puckett, CIT	1999-02	
3.	45.1	146-324	Shawn Reid, FUR	1984-88	
4.	44.7	159-356	Brandon Born, UTC	1991-95	
5.	44.5	154-346	Derek Rucker, DAV	1985-88	
6.	44.0	166-377	D. Denzel-Dyson, SAM	2016-18	
7.	44.0	131-298	David Donerlson, WCU	1989-90	
8.	43.4	190-438	Peter Anderer, DAV	2000-03	
9.	43.2	189-437	Kemp Phillips, APP	1987-90	
10.	42.8	133-311	Ross Cummings, MER	2016-pr.	

Free-throw percentage (min. 200 made)

Career		Pct.		FT-FTA	
1.	90.9	351-386	Fletcher Magee, WOF	2015-pr.	
2.	89.3	358-401	Nik Cochran, DAV	2009-13	
3.	89.2	545-611	Donald Sims, APP	2007-11	
4.	88.9	281-316	Chad Copeland, UTC	1993-94	
5.	87.6	479-547	Stephen Curry, DAV	2006-09	
6.	87.6	366-418	Francis Alonso, UNCG	2015-pr.	
7.	86.6	214-247	Johnny Mitchell, VMI	1967-69	
8.	86.4	260-301	Greg White, MAR	1978-81	
9.	86.3	253-293	Jordan Strawberry, MER	2014-18	
10.	86.3	201-233	Demetre Rivers, MER	2014-18	

TEAM

Scoring

Game	
1.	154 Furman vs. The Citadel 1/8/55
2.	149 Furman vs. Newberry 2/13/54
3.	148 The Citadel vs. Mid-Atlantic Christian 11/12/18
4.	146 The Citadel vs. Johnson 11/11/16
5.	144 The Citadel vs. Toccoa Falls 12/7/16
6.	141 Western Carolina vs. Toccoa Falls 1/17/12
7.	137 Davidson vs. Warren Wilson 12/9/91
137	The Citadel vs. Johnson 11/14/18
9.	133 Western Carolina vs. Toccoa Falls 11/26/01
	133 VMI vs. Mid-Atlantic Christian 12/2/14

Field goals made

Game	
1.	63 Furman vs. Newberry 12/13/54
2.	61 Davidson vs. Warren Wilson 12/10/91
3.	61 Western Carolina vs. Toccoa Falls 11/6/01
4.	57 The Citadel vs. Mid-Atlantic Christian 11/12/18

Field-goal attempts

Game	
1.	116 Furman vs. The Citadel 1/8/55
2.	102 The Citadel vs. USC Aiken 2/17/82
3.	106 The Citadel vs. Johnson 11/11/16
4.	105 VMI vs. Mid-Atlantic Christian 12/2/14
5.	104 The Citadel vs. UMBC 12/19/16
6.	98 Davidson vs. New Hampshire 12/28/62
	98 Western Carolina vs. Toccoa Falls 11/20/08
98	The Citadel vs. Mid-Atlantic Christian 11/12/18

3-point field goals made

Game	
1.	24 VMI vs. Furman 2/12/15
2.	23 The Citadel vs. Mid-Atlantic Christian 11/12/18
23	The Citadel vs. High Point 11/27/18
4.	22 Ga. Southern vs. Chattanooga 1/17/05
5.	21 Furman vs. Virginia Intermont 12/29/04
21	VMI vs. Johnson 11/18/14
21	The Citadel vs. Ogelthorpe 11/10/17
21	Furman vs. North Greenville 11/15/18

3-point field-goal attempts

Game	
1.	57 VMI vs. Mid-Atlantic Christian 12/2/14
2.	55 VMI vs. Marist 12/13/14
3.	51 The Citadel vs. Mid-Atlantic Christian 11/12/18
4.	52 Davidson vs. Colby 11/21/06
5.	50 The Citadel at Air Force 12/2/15
	50 The Citadel vs. Johnson 11/13/16
	50 The Citadel vs. UMBC 12/19/16
8.	49 Furman vs. North Greenville 11/15/18
9.	48 The Citadel vs. Truett McConnell 11/15/16
48	The Citadel at Western Carolina 2/25/18
48	The Citadel vs. Johnson 11/14/18

Rebounds

Game	
1.	78 George Wash. vs. Georgetown 1968-69
2.	76 Davidson vs. VMI Jan. 8, 1970
3.	70 VMI vs. Mid-Atlantic Christian Dec. 2, 2014
4.	68 Davidson vs. Emory Nov. 9, 2007
5.	67 The Citadel vs. Clemson Nov. 25, 2000
	67 The Citadel vs. Johnson Nov. 13, 2016
7.	65 Ga. Southern vs. UC Davis Nov. 12, 2006
8.	64 ETSU vs. Reinhardt Dec. 3, 2018
9.	63 ETSU vs. UVA-Wise Nov. 18, 2014
63	The Citadel vs. Mid-Atlantic Christian 11/12/18

SPECIALTY STATS LEADERS

50-point games	Ovr.	SoCon
Jordan Lyons, FUR	1	0

40-point games	Ovr.	SoCon
Jordan Lyons, FUR	1	0

30-point games	Ovr.	SoCon
Bubba Parham, VMI	5	1
Ross Cummings, MER	3	2
Matt Frierson, CIT	1	0
Lew Stallworth, CIT	1	1
Jordan Lyons, FUR	1	0
Francis Alonso, UNCG	1	1
Kyrin Galloway, WOF	1	0
Brandon Austin, SAM	1	1
Kameron Gibson, WCU	1	0
Nathan Hoover, WOF	1	0
Fletcher Magee, WOF	1	1

20-point games	Ovr.	SoCon
Bubba Parham, VMI	10	3
Ross Cummings, MER	9	7
Fletcher Magee, WOF	9	6
Lew Stallworth, CIT	8	3
Matt Rafferty, FUR	7	4
Francis Alonso, UNCG	7	2
Josh Sharkey, SAM	7	3
Kevin Easley, UTC	6	4
Tray Boyd III, ETSU	5	1
Jordan Lyons, FUR	5	2
Brandon Austin, SAM	5	2
Cameron Jackson, WOF	5	2
Matt Frierson, CIT	4	1
Kameron Gibson, WCU	4	2
Nathan Hoover, WOF	4	3
Kaiden Rice, CIT	3	0
Isaiah Miller, UNCG	3	3
Ruben Guerrero, SAM	3	1
Zane Najdawi, CIT	2	1
Alex Reed, CIT	2	1
Jeremy Rodriguez, ETSU	2	1
Daivien Williamson, ETSU	2	2
Clay Mounce, FUR	2	0
Djordje Dimitrijevic, MER	2	1
Kaleb Hunter, UNCG	2	1
Myron Gordon, SAM	2	1
Carlos Dotson, WCU	2	1
Matt Halvorsen, WCU	2	1
Onno Steger, WCU	2	2
Kyrin Galloway, UNCG	1	0
Kevin Nolan, SAM	1	0
Jerry Johnson Jr., UTC	1	0
Garrett Gilkeson, VMI	1	0
Jake Stephens, VMI	1	0

15-rebound games	Ovr.	SoCon
Jeremy Rodriguez, ETSU	5	2
Matt Rafferty, FUR	2	1
Carlos Dotson, WCU	2	1
Mladen Armus, ETSU	1	1
James Dickey, UNCG	1	1
Ruben Guerrero, SAM	1	0
Thomas Smallwood, UTC	1	0

10-rebound games	Ovr.	SoCon
Jeremy Rodriguez, ETSU	15	5
Matt Rafferty, FUR	10	5
Carlos Dotson, WCU	9	5
Mladen Armus, ETSU	7	2
Zane Najdawi, CIT	5	2
James Dickey, UNCG	5	2
Robert Allen, SAM	5	1
Ruben Guerrero, SAM	5	3
Clay Mounce, FUR	4	2
Cameron Jackson, WOF	4	1
Kevin Easley, UTC	3	2
Keve Aluma, WOF	3	2
Tyler Creammer, VMI	3	0
Hayden Brown, CIT	2	1
Lew Stallworth, CIT	2	0
Brandon Austin, SAM	2	1
Marc Gosselin, WCU	2	1
Chevez Goodwin, WOF	2	1
Kaelon Harris, CIT	1	0

10-rebound games (cont.)	Ovr.	SoCon
Alex Reed, CIT	1	0
D'Andre Bernard, ETSU	1	0
Octavion Corley, ETSU	1	0
Fardaws Aimaq, MER	1	0
Ethan Stair, MER	1	1
Jaylen Stowe, MER	1	0
Eric Hamilton, UNCG	1	1
Josh Sharkey, SAM	1	0
Thomas Smallwood, UTC	1	0
Ramon Vila, UTC	1	1
Garrett Gilkeson, VMI	1	0

15-assist games	Ovr.	SoCon
Josh Sharkey, SAM	1	1

10-assist games	Ovr.	SoCon
Josh Sharkey, SAM	5	3
Lew Stallworth, CIT	3	0
Quayson Williams, CIT	1	0
Alex Hunter, FUR	1	1
Donovann Toatley, UTC	1	0
Greg Parham, VMI	1	0

5-block games	Ovr.	SoCon
Zane Najdawi, CIT	1	0
Octavion Corley, ETSU	1	0

Double-doubles	Ovr.	SoCon
Jeremy Rodriguez, ETSU	12	5
Matt Rafferty, FUR	10	5
Carlos Dotson, WCU	8	4
Zane Najdawi, CIT	5	2
Lew Stallworth, CIT^	5	1
Josh Sharkey, SAM+	6	3
Ruben Guerrero, SAM	4	2
Clay Mounce, FUR	3	2
Cameron Jackson, WOF	3	0
Hayden Brown, CIT	2	1
Mladen Armus, ETSU	2	1
James Dickey, UNCG	2	1
Robert Allen, SAM	2	1
Brandon Austin, SAM	2	1
Kevin Easley, UTC	2	2
Alex Hunter, FUR*	1	1
Ethan Stair, MER	1	0
Jaylen Stowe, MER	1	1
Eric Hamilton, UNCG	1	1
Thomas Smallwood, UTC	1	0
Ramon Vila, UTC	1	1
Tyler Creammer, VMI	1	0
Garrett Gilkeson, VMI	1	0
Greg Parham, VMI*	1	0
Marc Gosselin, WCU	1	0
Chevez Goodwin, WOF	1	0
Keve Aluma, WOF	1	1

20/15 games	Ovr.	SoCon
Jeremy Rodriguez, ETSU	2	1
Ruben Guerrero, SAM	1	0

20/10 games	Ovr.	SoCon
Matt Rafferty, FUR	3	1
Jeremy Rodriguez, ETSU	2	1
Ruben Guerrero, SAM	2	0
Josh Sharkey, SAM*	2	1
Zane Najdawi, CIT	1	0
Lew Stallworth, CIT	1	0
Clay Mounce, FUR	1	0
Brandon Austin, SAM	1	0
Carlos Dotson, WCU	1	1

^ 3 nonconference dbl-dbls were points/assists
+ 5 were points/assists
* points/assists

SoCon 3-POINT PROWESS

• Three league players have hit at least 10 3-pointers in a game this season, highlighted by Furman's Jordan Lyons matching the SoCon and NCAA Division I records with 15 against North Greenville on Nov. 13. The Citadel's Matt Frierson hit a school-record 10 in a win over Johnson University on Nov. 14 and VMI's Bubba Parham hit a school-record 10 in a loss at No. 10 Kentucky on Nov. 18. The Keydets hit 19 3s in the contest, the most ever against Kentucky and a Rupp Arena record.

• The Citadel has hit 23 3-pointers twice this season, falling one shy of the SoCon record both times. The Bulldogs set their school record with 23 against Mid-Atlantic Christian on Nov. 12 and matched it against High Point on Nov. 27.

• Furman matched its school record with 21 3-pointers against North Greenville on Nov. 13.

• The Citadel leads NCAA Division I with 13.0 made 3-pointers per game this season. The Bulldogs finished last season averaging 12.1 made 3-pointers per game, which was second in DI. Wofford finished fifth in 3-point percentage at 41.3.

• Mercer's Ross Cummings is 10th in SoCon history with a career 3-point percentage of 42.8 (see chart on page 5).

• Magee (430, first), UNCG's Francis Alonso (357, fifth) and The Citadel's Frierson (300, seventh) are all in the top 10 in career 3-pointers in SoCon history. For more info, see the chart on the previous page.

• Six SoCon student-athletes have active streaks of at least 10 games with a made 3-pointer, led by UNCG's Francis Alonso's 54-game streak. Wofford's Magee (60) and The Citadel's Frierson (52) had similar lengthy streaks snapped earlier this season.

Consecutive games with a 3-pointer

Player, school	'18-19	'17-18	'16-17	Total
Francis Alonso, UNCG, Sr.	21	33	x	54
Alex Hunter, FUR, So.	12	x	x	12
Brandon Austin, SAM, R-Jr.	12	x	x	12
Ross Cummings, MER, So.	11	x	x	11
Fletcher Magee, WOF, Sr.	11	x	x	11
Austin Vereen, VMI, Sr.*	10	x		10

* has yet to play this season

• Frierson, whose 114 3-pointers last season were good for 10th in a season in SoCon history, is on pace for 126 this year, which would rank seventh. Magee, whose 148 3-pointers were good for second in SoCon history and fifth in NCAA DI lore, is on pace for 122 this year.

Single-season 3-pointers, SoCon history

162	Stephen Curry, Davidson	2007-08
148	Fletcher Magee, Wofford	2017-18
135	Stephen McDowell, Chattanooga	2008-09
131	Andrew Goudelock, Col. of Charleston	2010-11
130	Keith Veney, Marshall	1996-97
130	Stephen Curry, Davidson	2008-09
123	Donald Sims, Appalachian State	2009-10
122	Stephen Curry, Davidson	2006-07
118	Keddric Mays, Chattanooga	2006-07
114	Matt Frierson, The Citadel	2017-18

Single-season 3-pointers, NCAA history

162	Stephen Curry, Davidson	2007-08
158	Darrin Fitzgerald, Butler	1986-87
155	Akeem Richmond, East Carolina	2013-14
152	Freddie Banks, UNLV	1986-87
148	Fletcher Magee, Wofford	2017-18

SoCON vs. OTHER CONFERENCES

American Athletic (1-1)

11/14 SMU 98, Western Carolina 65
11/24 The Citadel 84, South Florida 81

Atlantic Coast (0-7)

11/6 #22 Clemson 100, The Citadel 80
11/6 #8 North Carolina 78, Wofford 67
11/9 Pittsburgh 94, VMI 55
11/24 NC State 78, Mercer 74
11/27 Wake Forest 71, Western Carolina 64
12/5 #15 Virginia Tech 89, VMI 68
12/5 NC State 100, Western Carolina 67

Atlantic Sun (6-1)

11/6 Samford 91, North Alabama 74
11/12 Samford 74, Kennesaw State 60
11/18 Jacksonville 74, Chattanooga 66
(Mobile, Ala.)
11/23 VMI 87, Stetson 79 (OT)
11/24 Western Carolina 77, Jacksonville 65
12/15 UNCG 53, North Alabama 48
12/21 VMI 89, North Alabama 68

Big 12 (0-3)

11/16 Texas 97, The Citadel 69
11/18 Oklahoma 75, Wofford 64
12/4 #2 Kansas 72, Wofford 47

Big East (1-1)

11/11 Creighton 75, ETSU 69
11/17 Furman 76, No. 8 Villanova 68 (OT)

Big South (12-4)

11/10 Wofford 68, High Point 60
11/13 Furman 88, Gardner-Webb 86 (OT)
11/14 VMI 78, USC Upstate 72
11/17 ETSU 76, Winthrop 74
11/25 Furman 65, UNC Asheville 51
11/27 The Citadel 112, High Point 87
12/1 Longwood 65, VMI 45
12/8 Western Carolina 71, UNC Asheville 59
12/8 #25 Furman 74, USC Upstate 60
12/11 #23 Furman 77, Charleston Southern 69
12/12 Presbyterian 103, VMI 70
12/15 High Point 86, Western Carolina 59
12/15 Wofford 92, UNC Asheville 49
12/18 The Citadel 82, Campbell 76
12/18 UNCG 65, Radford 58
12/29 Longwood 110, The Citadel 94

Big Ten (0-4)

11/20 #23 Ohio State 68, Samford 50
11/23 #8 Michigan 83, Chattanooga 55
12/15 Illinois 73, ETSU 55
12/18 #23 Iowa 78, Western Carolina 60

Colonial (7-1)

11/10 Coll. of Charleston 77, Western Carolina 74
11/13 UNCG 82, UNCW 61
11/20 The Citadel 91, James Madison 82 (OT)
11/23 UNCG 84, Delaware 65
12/4 #25 Furman 98, Elon 77
12/7 UNCG 75, Elon 74
12/15 #23 Furman 93, UNCW 50
12/21 Mercer 77, UNCW 73

Conference USA (2-3)

11/6 Chattanooga 80, Charlotte 69
11/6 UAB 75, Mercer 67
11/21 Southern Miss 68, Western Carolina 63
(Cancun, Mexico)
11/24 UNCG 80, Louisiana Tech 73
(Newark, Del.)
12/5 Florida Atlantic 68, Mercer 64

Horizon (1-1)

11/7 Wright State 96, Western Carolina 73
11/18 Samford 73, Cleveland State 60

Ivy (0-1)

12/29 Harvard 71, Mercer 67
(Atlanta, Ga.)

Mid-American (0-1)

12/21 Bowling Green 73, Western Carolina 52

Mid-Eastern Athletic (6-0)

11/6 UNCG 74, North Carolina A&T 66
11/20 Mercer 80, Maryland Eastern Shore 42
11/21 Wofford 98, Coppin State 65
11/25 Samford 77, South Carolina State 60
12/12 UNCG 77, Coppin State 54
12/22 ETSU 89, Norfolk State 61
(El Paso, Texas)

Missouri Valley (1-0)

11/9 Furman 60, Loyola Chicago 58

Mountain West (1-0)

12/21 ETSU 76, Wyoming 53
(El Paso, Texas)

Non-Division I (23-0)

11/6 Furman 102, Bob Jones 48
11/6 VMI 89, Washington College 56
11/8 ETSU 109, Hiwassee 44
11/9 Mercer 105, Piedmont 52
11/11 VMI 98, Goucher 34
11/12 The Citadel 148, Mid-Atlantic Christian 75
11/13 Chattanooga 92, Cumberland 61
11/13 Wofford 95, Carver 34
11/14 The Citadel 137, Johnson 60
11/14 Samford 66, Miles College 57
11/15 Furman 107, North Greenville 67
11/16 UNCG 105, Johnson & Wales 57
11/17 Western Carolina 94, Hiwassee 55
11/20 VMI 106, Kentucky Christian 80
11/21 Furman 74, Southern Wesleyan 57
11/23 Wofford 97, Mars Hill 46
11/27 Mercer 90, Brewton-Parker 65
11/27 UNCG 111, Greensboro College 33
11/27 Chattanooga 95, Hiwassee 62
12/3 ETSU 107, Reinhardt 60
12/5 The Citadel 127, Johnson & Wales 93
12/6 Wofford 112, Kentucky Christian 58
12/21 Chattanooga 79, Bryan 45

Ohio Valley (6-5)

11/9 Samford 92, Jacksonville State 72
11/10 Eastern Kentucky 81, Chattanooga 78
11/16 Mercer 77, UT Martin 60
11/17 Southeast Missouri 63, Chattanooga 42
(Mobile, Ala.)
11/20 Jacksonville State 84, Western Carolina 53
(Cancun, Mexico)
11/29 Belmont 99, Samford 93 (OT)
12/1 Chattanooga 71, Tennessee Tech 60
12/8 ETSU 80, UT Martin 62
12/13 Samford 77, Morehead State 72 (OT)
12/15 The Citadel 86, Southeast Missouri 74
12/18 UT Martin 75, Chattanooga 72

Pac-12 (0-0)

11/16 Wofford at Stanford, canc.

Patriot (0-1)

11/27 American 74, VMI 64

American Athletic.....	1-1
Atlantic Coast.....	0-7
Atlantic Sun.....	6-1
Big 12.....	0-3
Big East.....	1-1
Big South.....	12-4
Big Ten.....	0-4
Colonial.....	7-1
Conference USA.....	2-3
Horizon.....	1-1
Independent.....	0-0
Ivy.....	0-1
Mid-American.....	0-1
Mid-Eastern Athletic.....	6-0
Missouri Valley.....	1-0
Mountain West.....	1-0
Non-Division I.....	23-0
Ohio Valley.....	6-5
Pac-12.....	0-0
Patriot.....	0-1
Southeastern.....	1-8
Southland.....	2-0
Southwestern Athletic.....	2-0
Summit.....	2-0
Sun Belt.....	2-5
Western Athletic.....	1-0

Total.....	77-47
Home.....	52-7
Away.....	22-35
Neutral.....	3-5
vs. Top 25.....	1-12

Southeastern (1-8)

11/9 #23 LSU 97, UNCG 91
11/18 #10 Kentucky 92, VMI 82
11/26 Wofford 81, South Carolina 61
12/1 #9 Kentucky 78, UNCG 61
12/16 Ole Miss 90, Chattanooga 70
12/18 Florida 71, Mercer 63
12/19 #3 Tennessee 83, Samford 70
12/19 #17 Mississippi State 98, Wofford 87
12/21 LSU 75, #24 Furman 57

Southland (2-0)

11/20 ETSU 77, Sam Houston State 63
12/17 Samford 85, Houston Baptist 61

Southwestern Athletic (2-0)

11/19 UNCG 74, Prairie View A&M 66
12/9 Samford 77, Alabama A&M 59

Summit (2-0)

11/23 Samford 74, Purdue Fort Wayne 66
11/24 ETSU 79, North Dakota State 61

Sun Belt (2-5)


11/6 Georgia State 74, ETSU 68
11/13 Georgia State 62, Mercer 60
11/16 South Alabama 73, Chattanooga 54
11/27 ETSU 69, Georgia Southern 64
12/8 Georgia Southern 89, Mercer 74
12/9 Wofford 82, Coastal Carolina 71
12/12 Georgia State 95, Chattanooga 88

Western Athletic (1-0)

11/19 ETSU 86, Chicago State 61

Home teams underlined All times Eastern


2018-19 SoCon BASKETBALL SCHEDULES (ALL TIMES EASTERN)



The Citadel (9-10, 1-7 SoCon)

N6	at No. 22 Clemson (ACC Network Extra)	L, 80-100
N12	MID-ATLANTIC CHRISTIAN# (ESPN+)	W, 148-75
N14	JOHNSON UNIVERSITY# (ESPN3)	W, 137-60
N16	at Texas# (Longhorn Network)	L, 69-97
N20	at James Madison (Madison)	W, 91-82 (OT)
N24	at South Florida (ESPN3)	W, 84-81
N27	HIGH POINT (ESPN+)	W, 112-87
D1	*MERCER (ESPN+)	W, 79-69
D5	JOHNSON & WALES (ESPN3)	W, 127-93
D15	SOUTHEAST MISSOURI (ESPN+)	W, 86-74
D18	at Campbell (ESPN+)	W, 82-76
D29	LONGWOOD (ESPN3)	L, 94-110
J3	*at Wofford (ESPN+)	L, 81-112
J5	*at Furman (ESPN3)	L, 85-101
J10	*ETSU (ESPN+)	L, 73-98
J12	*WESTERN CAROLINA (Nexstar/ESPN+)	L, 82-94
J17	*at Samford (ESPN+)	L, 77-80
J19	*at Chattanooga (ESPN3)	L, 71-73
J24	*at UNCG (ESPN+)	L, 60-83
J26	*VMI (ESPN+)	1 p.m.
J31	*FURMAN (ESPN+)	7 p.m.
F2	*WOFFORD (Nexstar/ESPN3)	1 p.m.
F9	*at Mercer (ESPN3)	4 p.m.
F14	*at ETSU (ESPN3)	7 p.m.
F16	*at Western Carolina (ESPN+)	2 p.m.
F21	*CHAT TANOOGA (ESPN3)	7 p.m.
F23	*SAMFORD (Nexstar/ESPN3)	1 p.m.
F28	*UNCG (ESPN+)	11:30 a.m.
M2	*at VMI (Nexstar/ESPN+)	1 p.m.
M8-11	at SoCon Championship (Asheville, N.C.)	


* - Southern Conference game
- Continental Tire Las Vegas Invitational (campus sites)



ETSU (16-5, 6-2 SoCon)

N6	at Georgia State# (ESPN+)	L, 68-74
N8	HIWASSEE (ESPN+)	W, 109-44
N11	at Creighton# (FS1)	L, 69-75
N17	at Winthrop (ESPN+)	W, 76-74
N19	CHICAGO STATE# (ESPN+)	W, 86-61
N20	SAM HOUSTON STATE# (ESPN3)	W, 77-63
N24	NORTH DAKOTA STATE (ESPN+)	W, 79-61
N27	at Georgia Southern (ESPN+)	W, 69-64
D1	*at Wofford (ESPN+)	L, 62-79
D3	REINHARDT (ESPN3)	W, 107-60
D8	UT MARTIN (ESPN+)	W, 80-62
D15	at Illinois (Big Ten Network Plus)	L, 55-73
D21	vs. Wyoming%	W, 76-53
D22	vs. Norfolk State%	W, 89-61
D29	*FURMAN (ESPN+)	W, 79-56
J3	*SAMFORD (ESPN3)	W, 81-72 (OT)
J5	*CHAT TANOOGA (ESPN+)	W, 96-70
J10	*at The Citadel (ESPN+)	W, 98-73
J12	*at Mercer (ESPN3)	W, 72-68 (OT)
J17	*VMI (ESPN+)	W, 85-82
J19	*UNCG (ESPN3)	L, 68-75
J26	*at Western Carolina (ESPN3)	7 p.m.
J31	*at Samford (ESPN3)	7:30 p.m.
F2	*at Chattanooga (ESPN3)	4:30 p.m.
F7	*WOFFORD (ESPN+)	7 p.m.
F9	*at Furman (Nexstar/ESPN+)	4 p.m.
F14	*THE CITADEL (ESPN3)	7 p.m.
F16	*MERCER (ESPN3)	4 p.m.
F21	*at VMI (ESPN+)	7 p.m.
F24	*at UNC Greensboro (ESPN+)	3 p.m.
M2	*WESTERN CAROLINA (ESPN+)	4 p.m.
M8-11	at SoCon Championship (Asheville, N.C.)	


* - Southern Conference game
- Cayman Islands Classic (campus sites)
% - WestStar Bank Don Haskins Sun Bowl Inv. (El Paso, Texas)



Furman (16-4, 5-3 SoCon)

N6	BOB JONES (ESPN+)	W, 102-48
N9	at Loyola Chicago (NBCSC/ESPN3)	W, 60-58
N13	GARDNER-WEBB (ESPN+)	W, 88-86 (OT)
N15	NORTH GREENVILLE# (ESPN3)	W, 107-67
N17	at No. 8 Villanova# (FS2)	W, 76-68 (OT)
N21	SOUTHERN WESLEYAN# (ESPN3)	W, 74-57
N25	at UNC Asheville (ESPN+)	W, 65-51
D1	*WESTERN CAROLINA (ESPN+)	W, 90-88 (2OT)
D4	at Elon (Phoenix All-Access)	W, 98-77
D8	at USC Upstate (ESPN+)	W, 74-60
D11	CHARLESTON SOUTHERN (ESPN3)	W, 77-69
D15	UNCW (ESPN+)	W, 93-50
D21	at LSU (SEC Network+)	L, 57-75
D29	*at ETSU (ESPN+)	L, 56-79
J3	*MERCER (ESPN+)	W, 71-58
J5	*THE CITADEL (ESPN3)	W, 101-85
J10	*at VMI (ESPN3)	W, 89-57
J12	*at UNCG (ESPN3)	L, 79-89
J19	*at Wofford (Nexstar/ESPN3)	L, 54-59
J24	*CHAT TANOOGA (ESPN+)	W, 73-58
J26	*SAMFORD (ESPN3)	4:30 p.m.
J31	*at The Citadel (ESPN+)	7 p.m.
F2	*at Mercer (ESPN+)	4 p.m.
F7	*at Western Carolina (ESPN3)	7:30 p.m.
F9	*ETSU (Nexstar/ESPN+)	4 p.m.
F14	*UNCG (ESPN+)	7:30 p.m.
F16	*VMI (ESPN3)	4:30 p.m.
F23	*WOFFORD (ESPN3)	4 p.m.
F28	*at Samford (ESPN+)	7:30 p.m.
M2	*at Chattanooga (ESPN+)	2 p.m.
M8-11	at SoCon Championship (Asheville, N.C.)	


* - Southern Conference game
- Advocare Invitational (campus sites)



Mercer (8-12, 3-5 SoCon)

N6	at UAB	L, 67-75
N9	PIEDMONT (ESPN3)	W, 105-52
N13	at Georgia State (ESPN+)	L, 60-62
N16	UT MARTIN# (ESPN3)	W, 77-60
N20	MARYLAND EASTERN SHORE# (ESPN+)	W, 80-42
N24	at NC State# (ACC Network Extra)	L, 74-78
N27	BREWTON-PARKER (ESPN3)	W, 90-65
D1	*at The Citadel (ESPN+)	L, 69-79
D5	at Florida Atlantic (CUSA.TV)	L, 64-68
D8	GEORGIA SOUTHERN (ESPN3)	L, 74-89
D18	at Florida (SEC Network)	L, 63-71
D21	UNCW (ESPN+)	W, 77-73
D29	vs. Harvard^	L, 67-71
J3	*at Furman (ESPN+)	L, 58-71
J5	*at Wofford (Nexstar/ESPN3)	L, 74-78
J10	*WESTERN CAROLINA (ESPN+)	W, 84-80
J12	*ETSU (ESPN3)	L, 68-72 (OT)
J17	*at Chattanooga (ESPN3)	L, 70-73
J19	*at Samford (ESPN3)	W, 93-87
J24	*VMI (ESPN+)	W, 88-68
J26	*at UNCG (ESPN+)	5 p.m.
J31	*WOFFORD (ESPN+)	7 p.m.
F2	*FURMAN (ESPN+)	4 p.m.
F9	*THE CITADEL (ESPN3)	4 p.m.
F14	*at Western Carolina (ESPN+)	7 p.m.
F16	*at ETSU (ESPN3)	4 p.m.
F21	*SAMFORD (ESPN+)	7 p.m.
F23	*CHAT TANOOGA (ESPN3)	4 p.m.
F28	*at VMI (ESPN3)	7 p.m.
M2	*UNCG (ESPN+)	4:30 p.m.
M8-11	at SoCon Championship (Asheville, N.C.)	


* - Southern Conference game
- Wolfpack Classic (campus sites)
^ - Atlanta, Ga.



UNC Greensboro (18-3, 7-1 SoCon)

N6	at North Carolina A&T	W, 74-66
N9	at No. 23 LSU (SEC Network+)	L, 91-97
N13	at UNCW	W, 82-61
N16	JOHNSON & WALES# (SDN/Roku)	W, 105-57
N19	PRAIRIE VIEW A&M (ESPN+)	W, 74-66
N23	at Delaware# (YouTube)	W, 84-65
N24	vs. Louisiana Tech^	W, 80-73
N27	GREENSBORO COLLEGE# (SDN/Roku)	W, 111-33
D1	at No. 10 Kentucky (ESPN2)	L, 61-78
D7	at Elon (Phoenix All-Access)	W, 75-74
D12	COPPIN STATE (ESPN3)	W, 77-54
D15	NORTH ALABAMA&& (ESPN+)	W, 53-48
D18	RADFORD (ESPN+)	W, 65-58
D22	*at Samford (ESPN+)	W, 83-75
D29	*CHAT TANOOGA (ESPN+)	W, 85-72
J5	*at VMI (ESPN+)	W, 71-68
J10	*WOFFORD (ESPN3)	L, 43-72
J12	*FURMAN (ESPN3)	W, 89-79
J17	*at Western Carolina (ESPN+)	W, 69-60
J19	*at ETSU (ESPN3)	W, 75-68
J24	*THE CITADEL (ESPN+)	W, 83-60
J26	*MERCER (ESPN+)	5 p.m.
J31	*VMI (ESPN3)	7 p.m.
F7	*SAMFORD (ESPN+)	7 p.m.
F9	*at Chattanooga (ESPN+)	7 p.m.
F14	*at Furman (ESPN+)	7:30 p.m.
F16	*at Wofford (Nexstar/ESPN+)	7 p.m.
F21	*WESTERN CAROLINA (ESPN+)	7 p.m.
F24	*ETSU (ESPN+)	3 p.m.
F28	*at The Citadel (ESPN+)	11:30 a.m.
M2	*at Mercer (ESPN+)	4:30 p.m.
M8-11	at SoCon Championship (Asheville, N.C.)	

* - Southern Conference game
- Delaware Invitational (campus sites)
^ - Delaware Invitational (Newark, Del.)
& - Fleming Gymnasium




Samford (12-9, 2-6 SoCon)

N6	NORTH ALABAMA (ESPN3)	W, 91-74
N9	JACKSONVILLE STATE (ESPN3)	W, 92-72
N12	KENNESAW STATE (ESPN+)	W, 74-60
N14	MILES COLLEGE (ESPN3)	W, 66-57
N18	at Cleveland State# (ESPN+)	W, 73-60
N20	at No. 23 Ohio State# (BigTen2Go)	L, 50-68
N23	at Purdue Fort Wayne# (Mastodon All-Access)	W, 74-66
N25	SOUTH CAROLINA STATE# (ESPN+)	W, 77-60
N29	BELMONT (ESPN+)	L, 93-99 (OT)
D9	at Alabama A&M	W, 77-59
D13	MOREHEAD STATE (ESPN+)	W, 77-72 (OT)
D17	HOUSTON BAPTIST (ESPN+)	W, 85-61
D19	at No. 3 Tennessee (SEC Network+)	L, 70-83
D22	*UNCG (ESPN+)	L, 75-83
D29	*VMI (ESPN3)	W, 96-68
J3	*at ETSU (ESPN3)	L, 72-81 (OT)
J5	*at Western Carolina (ESPN+)	L, 69-76
J12	*at Chattanooga (ESPN3)	L, 75-80
J17	*THE CITADEL (ESPN+)	W, 80-77
J19	*MERCER (ESPN3)	L, 87-93
J24	*at Wofford (ESPN+)	L, 106-107 (OT)
J26	*at Furman (ESPN3)	4:30 p.m.
J31	*ETSU (ESPN3)	7:30 p.m.
F2	*WESTERN CAROLINA (ESPN3)	3 p.m.
F7	*at UNCG (ESPN+)	7 p.m.
F9	*at VMI (ESPN+)	1 p.m.
F16	*CHAT TANOOGA (ESPN+)	5 p.m.
F21	*at Mercer (ESPN+)	7 p.m.
F23	*at The Citadel (Nexstar/ESPN3)	1 p.m.
F28	*FURMAN (ESPN+)	7:30 p.m.
M2	*WOFFORD (ESPN3)	2 p.m.
M8-11	at SoCon Championship (Asheville, N.C.)	

* - Southern Conference game
- Buckeye Basketball Classic (campus sites)

2018-19 SoCon BASKETBALL SCHEDULES (ALL TIMES EASTERN)




Chattanooga

(10-11, 5-3 SoCon)

N6	at Charlotte (CUSA-TV)	W, 80-69
N10	EASTERN KENTUCKY	L, 78-81
N13	CUMBERLAND# (ESPN+)	W, 92-61
N16	at South Alabama# (ESPN+)	L, 54-73
N17	vs. Southeast Missouri^	L, 42-63
N18	vs. Jacksonville^	L, 66-74
N23	at No. 8 Michigan (Big Ten Network)	L, 55-83
N27	HIWASSEE (ESPN3)	W, 95-62
D1	TENNESSEE TECH (ESPN+)	W, 71-60
D9	*VMI (ESPN+)	W, 83-65
D12	at Georgia State (ESPN+)	L, 88-95
D16	at Ole Miss (SEC Network)	L, 70-90
D18	at UT Martin (ESPN+)	L, 72-75
D21	BRYAN (ESPN+)	W, 79-45
D29	*at UNCG (ESPN+)	L, 72-85
J3	*at Western Carolina (ESPN3)	W, 73-62
J5	*at ETSU (ESPN+)	L, 70-96
J12	*SAMFORD (ESPN3)	W, 80-75
J17	*MERCER (ESPN3)	W, 73-70
J19	*THE CITADEL (ESPN3)	W, 73-71
J24	*at Furman (ESPN+)	L, 58-73
J26	*at Wofford (Nexstar/ESPN+)	7 p.m.
J31	*WESTERN CAROLINA (ESPN+)	8 p.m.
F2	*ETSU (ESPN3)	4:30 p.m.
F7	*at VMI (ESPN3)	7 p.m.
F9	*UNCG (ESPN+)	7 p.m.
F16	*at Samford (ESPN+)	7 p.m.
F21	*at The Citadel (ESPN3)	7 p.m.
F23	*at Mercer (ESPN3)	4 p.m.
F28	*WOFFORD (ESPN+)	7 p.m.
M2	*FURMAN (ESPN+)	2 p.m.
M8-11	at SoCon Championship (Asheville, N.C.)	

* - Southern Conference game
- Goldie and Herman Ungar Classic (campus sites)
^ - Goldie and Herman Ungar Classic (Mobile, Ala.)




VMI

(7-13, 1-7 SoCon)

N6	WASHINGTON COLLEGE (SDN/Roku)	W, 89-56
N9	at Pittsburgh (ACC Network Extra)	L, 55-94
N11	GOUCHER# (SDN/Roku)	W, 98-34
N14	USC UPSTATE (ESPN+)	W, 78-72
N18	at No. 10 Kentucky# (SEC Network)	L, 82-92
N20	KENTUCKY CHRISTIAN# (ESPN3)	W, 106-80
N23	at Stetson (ESPN+)	W, 87-79 (OT)
N27	AMERICAN (ESPN3)	L, 64-74
D1	at Longwood (ESPN+)	L, 45-65
D5	at No. 15 Virginia Tech (ACC Network Extra)	L, 68-89
D9	*at Chattanooga (ESPN+)	L, 65-83
D12	at Presbyterian (ESPN+)	L, 70-103
D21	NORTH ALABAMA (ESPN+)	W, 89-68
D29	*at Samford (ESPN3)	L, 68-96
J5	*UNCG (ESPN+)	L, 68-71
J10	*FURMAN (ESPN3)	L, 57-89
J12	*WOFFORD (ESPN+)	L, 76-90
J17	*at ETSU (ESPN+)	L, 82-85
J19	*WESTERN CAROLINA (Nexstar/ESPN+)	W, 91-83
J24	*at Mercer (ESPN+)	L, 68-88
J26	*at The Citadel (ESPN+)	1 p.m.
J31	*at UNCG (ESPN3)	7 p.m.
F7	*CHATTANOOGA (ESPN3)	7 p.m.
F9	*SAMFORD (ESPN+)	1 p.m.
F14	*at Wofford (ESPN+)	7 p.m.
F16	*at Furman (ESPN3)	4:30 p.m.
F21	*ETSU (ESPN+)	7 p.m.
F23	*at Western Carolina (ESPN3)	7:30 p.m.
F28	*MERCER (ESPN3)	7 p.m.
M2	*THE CITADEL (Nexstar/ESPN+)	1 p.m.
M8-11	at SoCon Championship (Asheville, N.C.)	

* - Southern Conference game
- Ohio Valley Hardwood Showcase (campus sites)




Western Carolina

(5-16, 2-6 SoCon)

N7	at Wright State# (ESPN+)	L, 73-96
N10	COLLEGE OF CHARLESTON (ESPN3)	L, 74-77
N14	at SMU# (PonyUp TV)	L, 65-98
N17	HIWASSEE	W, 94-55
N20	vs. Jacksonville State^ (CBS Digital)	L, 53-84
N21	vs. Southern Miss^ (CBS Digital)	L, 63-68
N24	JACKSONVILLE	W, 77-65
N27	at Wake Forest (ACC Network Extra)	L, 64-71
D1	*at Furman (ESPN+)	L, 88-90 (2OT)
D5	at NC State (ACC Network Extra)	L, 67-100
D8	at UNC Asheville (ESPN+)	W, 71-59
D15	at High Point (ESPN+)	L, 59-86
D18	at No. 23 Iowa (Big Ten Network)	L, 60-78
D21	at Bowling Green (WBGUTV)	L, 52-73
D29	*WOFFORD (ESPN+)	L, 54-74
J3	*CHATTANOOGA (ESPN3)	L, 62-73
J5	*SAMFORD (ESPN+)	W, 76-69
J10	*at Mercer (ESPN+)	L, 80-84
J12	*at The Citadel (Nexstar/ESPN+)	W, 94-82
J17	*UNCG (ESPN+)	L, 60-69
J19	*at VMI (Nexstar/ESPN+)	L, 83-91
J26	*ETSU (ESPN3)	7 p.m.
J31	*at Chattanooga (ESPN+)	8 p.m.
F2	*at Samford (ESPN3)	3 p.m.
F7	*FURMAN (ESPN3)	7:30 p.m.
F9	*at Wofford (ESPN+)	7 p.m.
F14	*MERCER (ESPN+)	7 p.m.
F16	*THE CITADEL (ESPN+)	2 p.m.
F21	*at UNCG (ESPN+)	7 p.m.
F23	*VMI (ESPN3)	7:30 p.m.
M2	at ETSU (ESPN+)	4 p.m.
M8-11	at SoCon Championship (Asheville, N.C.)	

* - Southern Conference game
- Cancun Challenge (campus sites)
^ - Cancun Challenge (Cancun, Mexico)



Wofford

(16-4, 8-0 SoCon)

N6	No. 8 NORTH CAROLINA (ESPN2)	L, 67-78
N10	at High Point (ESPN+)	W, 68-60
N13	CARVER (SDN/Roku)	W, 95-34
N16	at Stanford# (Pac-12 Networks)	canc.
N18	at Oklahoma# (Fox Sports Oklahoma)	L, 64-75
N21	COPPIN STATE# (ESPN3)	W, 98-65
N23	MARS HILL# (SDN/Roku)	W, 97-46
N26	at South Carolina (SEC Network+)	W, 81-61
D1	*ETSU (ESPN+)	W, 79-62
D4	at No. 2 Kansas (ESPN+)	L, 47-72
D6	KENTUCKY CHRISTIAN (SDN/Roku)	W, 112-58
D9	COASTAL CAROLINA (ESPN+)	W, 82-71
D15	UNC ASHEVILLE (ESPN+)	W, 92-49
D19	at No. 17 Mississippi State (SEC Network+)	L, 87-98
D29	*at Western Carolina (ESPN+)	W, 74-54
J3	*THE CITADEL (ESPN+)	W, 112-81
J5	*MERCER (Nexstar/ESPN3)	W, 78-74
J10	*at UNCG (ESPN3)	W, 72-43
J12	*at VMI (ESPN+)	W, 90-76
J19	*FURMAN (Nexstar/ESPN3)	W, 59-54
J24	*SAMFORD (ESPN+)	W, 107-106 (OT)
J26	*CHATTANOOGA (Nexstar/ESPN+)	7 p.m.
J31	*at Mercer (ESPN+)	7 p.m.
F2	*at The Citadel (Nexstar/ESPN3)	1 p.m.
F7	*at ETSU (ESPN+)	7 p.m.
F9	*WESTERN CAROLINA (ESPN+)	7 p.m.
F14	*VMI (ESPN+)	7 p.m.
F16	*UNCG (Nexstar/ESPN+)	7 p.m.
F23	*at Furman (ESPN3)	4 p.m.
F28	*at Chattanooga (ESPN+)	7 p.m.
M2	*at Samford (ESPN3)	2 p.m.
M8-11	at SoCon Championship (Asheville, N.C.)	

* - Southern Conference game
- Bad Boy Mowers Battle 4 Atlantis (campus sites)

Southern Conference men's basketball media relations information

The Citadel (CitadelSports.com) Milledge Austin (maustin7@citadel.edu) Office: 843-953-6567	Chattanooga (GoMocs.com) Jim Horten (james-horten@utc.edu) Office: 423-425-2350
ETSU (ETSUBucs.com) Kevin Brown (brownk@etsu.edu) Office: 423-439-5263	VMI (VMIKeydets.com) Wade Branner (brannerwh@vmi.edu) Office: 540-464-7515
Furman (FurmanPaladins.com) Jordan Caskey (jordan.caskey@furman.edu) Office: 864-294-3065	Western Carolina (CatamountSports.com) Steven Grandy (sgrandy@email.wcu.edu) Office: 828-227-2655
Mercer (MercerBears.com) Will Tharp (tharp_wb@mercer.edu) Office: 478-301-5218	Wofford (WoffordTerriers.com) Phil Marcello (marcellopr@wofford.edu) Office: 864-597-4092
UNC Greensboro (UNCGSpartans.com) Stephen Czarda (s_czarda@uncg.edu) Office: 336-334-5615	Southern Conference (SoConSports.com) Phil Perry (pperry@socon.org) Office: 864-591-5100 // Cell: 864-525-5174
Samford (SamfordSports.com) Joey Mullins (jimmulli1@samford.edu) Office: 205-726-2799	

2018-19 Southern Conference
CONFERENCE BASKETBALL STATISTICS
Through games of Jan 25, 2019 (All games)

SCORING OFFENSE	G	W-L	Pts	Avg/G
1. The Citadel	19	9-10	1718	90.4
2. Wofford	20	16-4	1661	83.1
3. ETSU	21	16-5	1681	80.0
4. Furman	20	16-4	1584	79.2
5. Samford	21	12-9	1659	79.0
6. UNC Greensboro	21	18-3	1630	77.6
7. VMI	20	7-13	1506	75.3
8. Mercer	20	8-12	1502	75.1
9. Chattanooga	21	10-11	1524	72.6
10. Western Carolina	21	5-16	1469	70.0

SCORING DEFENSE	G	Pts	Avg/G
1. Wofford	20	1318	65.9
2. UNC Greensboro	21	1384	65.9
3. ETSU	21	1400	66.7
4. Furman	20	1339	66.9
5. Mercer	20	1414	70.7
6. Chattanooga	21	1528	72.8
7. Samford	21	1556	74.1
8. Western Carolina	21	1642	78.2
9. VMI	20	1591	79.6
10. The Citadel	19	1645	86.6

SCORING MARGIN	G	Offense	Defense	Margin
1. Wofford	20	83.1	65.9	+17.2
2. ETSU	21	80.0	66.7	+13.4
3. Furman	20	79.2	66.9	+12.2
4. UNC Greensboro	21	77.6	65.9	+11.7
5. Samford	21	79.0	74.1	+4.9
6. Mercer	20	75.1	70.7	+4.4
7. The Citadel	19	90.4	86.6	+3.8
8. Chattanooga	21	72.6	72.8	-0.2
9. VMI	20	75.3	79.6	-4.2
10. Western Carolina	21	70.0	78.2	-8.2

FREE THROW PCT	G	FTM	FTA	Pct.
1. Samford	21	313	426	.735
2. VMI	20	254	349	.728
3. The Citadel	19	257	355	.724
4. UNC Greensboro	21	277	384	.721
5. Mercer	20	303	428	.708
6. Wofford	20	220	313	.703
7. Furman	20	214	306	.699
8. Chattanooga	21	224	328	.683
9. ETSU	21	242	361	.670
10. Western Carolina	21	259	412	.629

FIELD GOAL PERCENTAGE	G	FGM	FGA	Pct.
1. Wofford	20	615	1256	.490
2. ETSU	21	633	1306	.485
3. Samford	21	590	1227	.481
4. Furman	20	580	1235	.470
5. UNC Greensboro	21	593	1271	.467
6. Mercer	20	523	1121	.467
7. Western Carolina	21	512	1116	.459
8. The Citadel	19	607	1331	.456
9. Chattanooga	21	556	1238	.449
10. VMI	20	528	1233	.428

FIELD GOAL PCT DEFENSE	G	FGM	FGA	Pct.
1. ETSU	21	496	1212	.409
2. Samford	21	545	1304	.418
3. Furman	20	507	1186	.427
4. Mercer	20	495	1150	.430
5. Wofford	20	462	1072	.431
6. UNC Greensboro	21	495	1143	.433
7. Chattanooga	21	553	1230	.450
8. The Citadel	19	594	1310	.453
9. VMI	20	564	1228	.459
10. Western Carolina	21	579	1225	.473

3-POINT FG PCT	G	3FGM	3FGA	Pct.
1. Samford	21	166	415	.400
2. Wofford	20	211	534	.395
3. Chattanooga	21	188	508	.370
4. Furman	20	210	577	.364
5. Western Carolina	21	186	519	.358
6. ETSU	21	173	486	.356
7. Mercer	20	153	430	.356
8. UNC Greensboro	21	167	477	.350
9. VMI	20	196	565	.347
10. The Citadel	19	247	717	.344

3-POINT FG PCT DEFENSE	G	3FGM	3FGA	Pct.
1. Western Carolina	21	139	440	.316
2. Furman	20	153	467	.328
3. ETSU	21	169	503	.336
4. Wofford	20	147	432	.340
5. Chattanooga	21	148	433	.342
6. Mercer	20	191	556	.344
7. UNC Greensboro	21	145	422	.344
8. The Citadel	19	206	594	.347
9. Samford	21	189	543	.348
10. VMI	20	167	457	.365

REBOUNDING OFFENSE	G	Rebounds	Avg/G
1. ETSU	21	897	42.7
2. The Citadel	19	728	38.3
3. Furman	20	741	37.0
4. Samford	21	776	37.0
5. Western Carolina	21	763	36.3
6. Wofford	20	712	35.6
7. VMI	20	705	35.2
8. Chattanooga	21	732	34.9
9. UNC Greensboro	21	720	34.3
10. Mercer	20	666	33.3

REBOUNDING DEFENSE	G	Rebounds	Avg/G
1. Wofford	20	555	27.8
2. ETSU	21	607	28.9
3. Western Carolina	21	664	31.6
4. Furman	20	680	34.0
5. UNC Greensboro	21	717	34.1
6. Mercer	20	711	35.5
7. Samford	21	750	35.7
8. Chattanooga	21	755	36.0
9. VMI	20	774	38.7
10. The Citadel	19	807	42.5

2018-19 Southern Conference
CONFERENCE BASKETBALL STATISTICS
Through games of Jan 25, 2019 (All games)

REBOUNDING MARGIN	G	Team	Avg.	Opp.	Avg.	Margin
1. ETSU	21	897	42.7	607	28.9	+13.8
2. Wofford	20	712	35.6	555	27.8	+7.8
3. Western Carolina	21	763	36.3	664	31.6	+4.7
4. Furman	20	741	37.0	680	34.0	+3.0
5. Samford	21	776	37.0	750	35.7	+1.2
6. UNC Greensboro	21	720	34.3	717	34.1	+0.1
7. Chattanooga	21	732	34.9	755	36.0	-1.1
8. Mercer	20	666	33.3	711	35.5	-2.2
9. VMI	20	705	35.2	774	38.7	-3.5
10. The Citadel	19	728	38.3	807	42.5	-4.2

BLOCKED SHOTS	G	No.	Avg/G
1. ETSU	21	86	4.1
2. Furman	20	77	3.9
3. The Citadel	19	71	3.7
4. UNC Greensboro	21	75	3.6
5. Samford	21	70	3.3
6. Chattanooga	21	59	2.8
7. Wofford	20	54	2.7
8. Mercer	20	52	2.6
9. VMI	20	37	1.9
10. Western Carolina	21	33	1.6

ASSISTS	G	No.	Avg/G
1. The Citadel	19	321	16.9
2. Furman	20	327	16.4
3. ETSU	21	334	15.9
4. Wofford	20	310	15.5
5. Samford	21	296	14.1
6. VMI	20	278	13.9
7. Chattanooga	21	283	13.5
8. UNC Greensboro	21	280	13.3
9. Mercer	20	256	12.8
10. Western Carolina	21	260	12.4

STEALS	G	No.	Avg/G
1. Furman	20	182	9.1
2. UNC Greensboro	21	182	8.7
3. The Citadel	19	146	7.7
4. ETSU	21	157	7.5
5. Mercer	20	143	7.2
6. Samford	21	149	7.1
7. Wofford	20	141	7.1
8. VMI	20	136	6.8
9. Western Carolina	21	95	4.5
10. Chattanooga	21	93	4.4

TURNOVER MARGIN	G	Team	Avg.	Opp.	Avg.	Margin
1. UNC Greensboro	21	237	11.3	366	17.4	+6.1
2. Wofford	20	225	11.3	289	14.5	+3.2
3. Furman	20	249	12.5	298	14.9	+2.4
4. Mercer	20	257	12.9	303	15.2	+2.3
5. The Citadel	19	238	12.5	281	14.8	+2.3
6. VMI	20	260	13.0	259	13.0	-0.1
7. Samford	21	296	14.1	282	13.4	-0.7
8. ETSU	21	323	15.4	307	14.6	-0.8
9. Chattanooga	21	272	13.0	253	12.0	-0.9
10. Western Carolina	21	398	19.0	221	10.5	-8.4

ASSIST/TURNOVER RATIO	G	Ast.	Avg.	T/O	Avg.	Ratio
1. Wofford	20	310	15.5	225	11.3	1.4
2. The Citadel	19	321	16.9	238	12.5	1.3
3. Furman	20	327	16.4	249	12.5	1.3
4. UNC Greensboro	21	280	13.3	237	11.3	1.2
5. VMI	20	278	13.9	260	13.0	1.1
6. Chattanooga	21	283	13.5	272	13.0	1.0
7. ETSU	21	334	15.9	323	15.4	1.0
8. Samford	21	296	14.1	296	14.1	1.0
9. Mercer	20	256	12.8	257	12.9	1.0
10. Western Carolina	21	260	12.4	398	19.0	0.7

OFFENSIVE REBOUNDS	G	No.	Avg/G
1. ETSU	21	296	14.1
2. Wofford	20	227	11.4
3. The Citadel	19	210	11.1
4. Furman	20	218	10.9
5. UNC Greensboro	21	223	10.6
6. Western Carolina	21	211	10.0
7. Samford	21	208	9.9
8. Mercer	20	181	9.1
9. VMI	20	179	9.0
10. Chattanooga	21	180	8.6

DEFENSIVE REBOUNDS	G	No.	Avg/G
1. ETSU	21	601	28.6
2. The Citadel	19	518	27.3
3. Samford	21	568	27.0
4. VMI	20	526	26.3
5. Chattanooga	21	552	26.3
-5. Western Carolina	21	552	26.3
7. Furman	20	523	26.2
8. Mercer	20	485	24.3
-8. Wofford	20	485	24.3
10. UNC Greensboro	21	497	23.7

DEFENSIVE REB PCT.	G	D-Reb	Opp. OR	D-Reb%
1. Wofford	20	485	133	.785
2. ETSU	21	601	170	.780
3. Western Carolina	21	552	183	.751
4. Chattanooga	21	552	191	.743
5. VMI	20	526	199	.726
6. Furman	20	523	199	.724
7. UNC Greensboro	21	497	215	.698
8. Samford	21	568	257	.688
9. The Citadel	19	518	246	.678
10. Mercer	20	485	238	.671

OFFENSIVE REB PCT.	G	O-Reb	Opp. DR	O-Reb%
1. ETSU	21	296	437	.404
2. Wofford	20	227	422	.350
3. Furman	20	218	481	.312
4. UNC Greensboro	21	223	502	.308
5. Western Carolina	21	211	481	.305
6. Samford	21	208	493	.297
7. Mercer	20	181	473	.277
8. The Citadel	19	210	561	.272
9. Chattanooga	21	180	564	.242
10. VMI	20	179	575	.237

2018-19 Southern Conference
CONFERENCE BASKETBALL STATISTICS
Through games of Jan 25, 2019 (All games)

3-POINT FG MADE	G	No.	Avg/G
1. The Citadel	19	247	13.0
2. Wofford	20	211	10.6
3. Furman	20	210	10.5
4. VMI	20	196	9.8
5. Chattanooga	21	188	9.0
6. Western Carolina	21	186	8.9
7. ETSU	21	173	8.2
8. UNC Greensboro	21	167	8.0
9. Samford	21	166	7.9
10. Mercer	20	153	7.7

2018-19 Southern Conference
CONFERENCE BASKETBALL STATISTICS
Through games of Jan 25, 2019 (All games)

Team	Conference	Pct.	PF	PA	Overall	Pct.	PF	PA	Current unbeaten streak
Wofford	8-0	1.000	83.9	68.8	16-4	.800	83.1	65.9	Wofford -- 7
UNC Greensboro	7-1	.875	74.8	69.2	18-3	.857	77.6	65.9	UNC Greensboro -- 4
ETSU	6-2	.750	80.1	71.9	16-5	.762	80.0	66.7	Mercer -- 2
Furman	5-3	.625	76.6	71.6	16-4	.800	79.2	66.9	Furman -- 1
Chattanooga	5-3	.625	72.8	74.6	10-11	.476	72.6	72.8	
Mercer	3-5	.375	75.5	76.0	8-12	.400	75.1	70.7	
Samford	2-6	.250	82.5	83.1	12-9	.571	79.0	74.1	
Western Carolina	2-6	.250	74.6	79.0	5-16	.238	70.0	78.2	
The Citadel	1-7	.125	76.0	88.8	9-10	.474	90.4	86.6	
VMI	1-7	.125	71.9	85.6	7-13	.350	75.3	79.6	

TEAM SUMMARIES	G	PF-PA	Avg score	Margin	FG-FGA	Pct.	3FG-FGA	Pct.	FT-FTA	Pct.	RebF	RebA	Margin
Chattanooga	21	1524-1528	72.6-72.8	-0.2	556-1238	.449	188-508	.370	224-328	.683	732	755	-1.1
ETSU	21	1681-1400	80.0-66.7	+13.4	633-1306	.485	173-486	.356	242-361	.670	897	607	+13.8
Furman	20	1584-1339	79.2-66.9	+12.3	580-1235	.470	210-577	.364	214-306	.699	741	680	+3.0
Mercer	20	1502-1414	75.1-70.7	+4.4	523-1121	.467	153-430	.356	303-428	.708	666	711	-2.2
Samford	21	1659-1556	79.0-74.1	+4.9	590-1227	.481	166-415	.400	313-426	.735	776	750	+1.2
The Citadel	19	1718-1645	90.4-86.6	+3.8	607-1331	.456	247-717	.344	257-355	.724	728	807	-4.2
UNC Greensboro	21	1630-1384	77.6-65.9	+11.7	593-1271	.467	167-477	.350	277-384	.721	720	717	+0.1
VMI	20	1506-1591	75.3-79.6	-4.2	528-1233	.428	196-565	.347	254-349	.728	705	774	-3.5
Western Carolina	21	1469-1642	70.0-78.2	-8.2	512-1116	.459	186-519	.358	259-412	.629	763	664	+4.7
Wofford	20	1661-1318	83.1-65.9	+17.2	615-1256	.490	211-534	.395	220-313	.703	712	555	+7.8

ATTENDANCE	Home	Average	Away	Average	Neutral	Average	Total	Average
Chattanooga	9-26224	2914	10-36170	3617	2-0	0	21-62394	2971
ETSU	11-46134	4194	8-39323	4915	2-4011	2006	21-89468	4260
Furman	10-17417	1742	10-38961	3896	0-0	0	20-56378	2819
Mercer	9-21283	2365	10-37486	3749	1-2504	2504	20-61273	3064
Samford	12-13340	1112	9-40905	4545	0-0	0	21-54245	2583
The Citadel	9-6667	741	10-38514	3851	0-0	0	19-45181	2378
UNC Greensboro	10-26646	2665	10-52494	5249	1-172	172	21-79312	3777
VMI	10-8816	882	10-44138	4414	0-0	0	20-52954	2648
Western Carolina	7-8853	1265	12-41437	3453	2-0	0	21-50290	2395
Wofford	12-25666	2139	8-39363	4920	0-0	0	20-65029	3251
Totals	99-201046	2031	97-408791	4214	8-6687	836	204-616524	3022

2018-19 Southern Conference
INDIVIDUAL BASKETBALL STATISTICS
Through games of Jan 25, 2019 (All games)

To be ranked, a player must appear in at least 75.0% of their team's games.

SCORING							REBOUNDING							
	Cl	G	FG	3FG	FT	Pts	Avg/G		Cl	G	Off	Def	Total	Avg/G
1. Bubba Parham-VMI	So	20	130	68	91	419	21.0	1. Jeromy Rodriguez-ETSU	Jr	21	77	175	252	12.0
2. Fletcher Magee-WOF	Sr	20	116	79	59	370	18.5	2. Carlos Dotson-WCU	Jr	20	61	132	193	9.7
3. Lew Stallworth-CIT	Sr	19	134	16	61	345	18.2	3. Matt Rafferty-FUR	Sr	20	60	122	182	9.1
4. Ross Cummings-MER	So	20	107	72	73	359	18.0	4. Ruben Guerrero-SAM	Sr	21	69	106	175	8.3
5. Matt Rafferty-FUR	Sr	20	136	5	74	351	17.6	5. Mladen Armus-ETSU	So	21	57	116	173	8.2
6. Francis Alonso-UNCG	Sr	21	111	59	86	367	17.5	6. Cameron Jackson-WOF	Sr	20	62	90	152	7.6
7. Jordan Lyons-FUR	Jr	20	116	71	33	336	16.8	7. Robert Allen-SAM	Fr	21	35	118	153	7.3
8. Josh Sharkey-SAM	Jr	21	107	20	98	332	15.8	8. Zane Najdawi-CIT	Sr	19	47	90	137	7.2
9. Cameron Jackson-WOF	Sr	20	123	7	51	304	15.2	9. Keve Aluma-WOF	So	20	55	85	140	7.0
10. Kevin Easley-UTC	Fr	21	113	39	44	309	14.7	10. Kevin Easley-UTC	Fr	21	34	101	135	6.4
11. Matt Frierson-CIT	Sr	19	81	80	30	272	14.3	11. Clay Mounce-FUR	So	20	34	93	127	6.4
12. Ruben Guerrero-SAM	Sr	21	126	0	48	300	14.3	12. Garrett Gilkeson-VMI	Jr	20	33	93	126	6.3
13. Nathan Hoover-WOF	Jr	20	93	51	45	282	14.1	13. Tyler Creammer-VMI	Jr	18	29	83	112	6.2
14. Isaiah Miller-UNCG	So	21	124	12	36	296	14.1	14. Lew Stallworth-CIT	Sr	19	6	102	108	5.7
15. Brandon Austin-SAM	Jr	21	98	65	27	288	13.7	15. Jaylen Stowe-MER	Sr	20	24	79	103	5.2
16. Zane Najdawi-CIT	Sr	19	91	13	60	255	13.4	16. Eric Hamilton-UNCG	Jr	21	35	71	106	5.0
17. Carlos Dotson-WCU	Jr	20	107	0	51	265	13.3	17. Marc Gosselin-WCU	Sr	21	35	69	104	5.0
18. Kameron Gibson-WCU	Fr	21	100	49	19	268	12.8	18. Myles Lewis-VMI	So	20	32	67	99	5.0
19. Matt Halvorsen-WCU	So	21	74	55	62	265	12.6	-18. Ethan Stair-MER	Jr	20	28	71	99	5.0
20. Tray Boyd III-ETSU	Jr	21	99	54	8	260	12.4	20. Fardaws Aimaq-MER	Fr	18	35	52	87	4.8
21. Kaiden Rice-CIT	So	19	79	51	14	223	11.7							
22. Jeromy Rodriguez-ETSU	Jr	21	102	0	39	243	11.6							
23. Donovan Toatley-UTC	Fr	18	79	15	33	206	11.4							
24. Myron Gordon-SAM	Jr	21	75	17	73	240	11.4							
25. Jaylen Stowe-MER	Sr	20	82	7	57	228	11.4							
26. Djordje Dimitrijevic-MER	Jr	20	77	18	52	224	11.2							
27. Ethan Stair-MER	Jr	20	79	28	32	218	10.9							
28. Garrett Gilkeson-VMI	Jr	20	72	29	40	213	10.7							
29. Clay Mounce-FUR	So	20	81	29	21	212	10.6							
30. Onno Steger-WCU	Jr	21	72	39	33	216	10.3							

FIELD GOAL PCT						ASSISTS				
	Cl	G	FGM	FGA	Pct.		Cl	G	No.	Avg/G
1. Matt Rafferty-FUR	Sr	20	136	213	.638	1. Josh Sharkey-SAM	Jr	21	153	7.3
2. Ruben Guerrero-SAM	Sr	21	126	209	.603	2. Lew Stallworth-CIT	Sr	19	120	6.3
3. Cameron Jackson-WOF	Sr	20	123	205	.600	3. Demetrius Troy-UNCG	Sr	21	94	4.5
4. Carlos Dotson-WCU	Jr	20	107	179	.598	4. Matt Rafferty-FUR	Sr	20	83	4.2
5. Lew Stallworth-CIT	Sr	19	134	251	.534	5. Marcus Cohen-MER	So	18	66	3.7
6. Isaiah Miller-UNCG	So	21	124	243	.510	6. Bubba Parham-VMI	So	20	71	3.6
7. Kevin Easley-UTC	Fr	21	113	247	.457	7. Alex Hunter-FUR	So	20	70	3.5
8. Ross Cummings-MER	So	20	107	237	.451	8. Storm Murphy-WOF	So	19	66	3.5
9. Josh Sharkey-SAM	Jr	21	107	244	.439	9. Donovan Toatley-UTC	Fr	18	61	3.4
10. Bubba Parham-VMI	So	20	130	311	.418	10. Isaiah Tisdale-ETSU	Jr	20	62	3.1
11. Francis Alonso-UNCG	Sr	21	111	267	.416	11. Greg Parham-VMI	So	20	54	2.7
12. Fletcher Magee-WOF	Sr	20	116	290	.400	12. Matt Halvorsen-WCU	So	21	55	2.6
13. Jordan Lyons-FUR	Jr	20	116	301	.385	13. Cameron Jackson-WOF	Sr	20	51	2.6
						-13. Garrett Gilkeson-VMI	Jr	20	51	2.6
						15. Jeromy Rodriguez-ETSU	Jr	21	51	2.4

2018-19 Southern Conference
INDIVIDUAL BASKETBALL STATISTICS
Through games of Jan 25, 2019 (All games)

FREE THROW PCT					
	Cl	G	FTM	FTA	Pct.
1. Fletcher Magee-WOF	Sr	20	59	64	.922
2. Francis Alonso-UNCG	Sr	21	86	95	.905
3. Myron Gordon-SAM	Jr	21	73	84	.869
4. Djordje Dimitrijevic-MER	Jr	20	52	61	.852
5. Matt Halvorsen-WCU	So	21	62	73	.849
6. Ross Cummings-MER	So	20	73	88	.830
7. Bubba Parham-VMI	So	20	91	117	.778
8. Josh Sharkey-SAM	Jr	21	98	127	.772
9. Matt Rafferty-FUR	Sr	20	74	100	.740
10. Jaylen Stowe-MER	Sr	20	57	81	.704
11. Lew Stallworth-CIT	Sr	19	61	87	.701
12. Zane Najdawi-CIT	Sr	19	60	86	.698
13. Cameron Jackson-WOF	Sr	20	51	82	.622
14. Carlos Dotson-WCU	Jr	20	51	105	.486

STEALS				
	Cl	G	No.	Avg/G
1. Isaiah Miller-UNCG	So	21	58	2.8
-1. Josh Sharkey-SAM	Jr	21	58	2.8
3. Matt Rafferty-FUR	Sr	20	54	2.7
4. Ethan Stair-MER	Jr	20	41	2.1
5. Garrett Gilkeson-VMI	Jr	20	35	1.8
6. Cameron Jackson-WOF	Sr	20	31	1.6
7. Demetrius Troy-UNCG	Sr	21	30	1.4
8. Jeromy Rodriguez-ETSU	Jr	21	25	1.2
9. Greg Parham-VMI	So	20	23	1.2
-9. Jordan Lyons-FUR	Jr	20	23	1.2
11. Matt Frierson-CIT	Sr	19	21	1.1
12. Jaylen Stowe-MER	Sr	20	22	1.1
13. Alex Hunter-FUR	So	20	21	1.1
-13. Myles Lewis-VMI	So	20	21	1.1
-13. Isaiah Tisdale-ETSU	Jr	20	21	1.1

3-POINT FG PCT					
	Cl	G	3FG	FGA	Pct.
1. Kevion Nolan-SAM	So	18	30	58	.517
2. Storm Murphy-WOF	So	19	30	62	.484
3. Brandon Austin-SAM	Jr	21	65	143	.455
4. Ross Cummings-MER	So	20	72	160	.450
5. Kyrin Galloway-UNCG	Jr	21	34	77	.442
6. Nathan Hoover-WOF	Jr	20	51	117	.436
7. Kevin Easley-UTC	Fr	21	39	90	.433
8. Kameron Gibson-WCU	Fr	21	49	120	.408
9. Matt Frierson-CIT	Sr	19	80	202	.396
10. Tray Boyd III-ETSU	Jr	21	54	139	.388
11. Bubba Parham-VMI	So	20	68	177	.384
12. Francis Alonso-UNCG	Sr	21	59	156	.378
13. Patrick Good-ETSU	So	20	54	144	.375
14. Fletcher Magee-WOF	Sr	20	79	214	.369
15. Matt Halvorsen-WCU	So	21	55	152	.362

3-POINT FG MADE				
	Cl	G	3FG	Avg/G
1. Matt Frierson-CIT	Sr	19	80	4.2
2. Fletcher Magee-WOF	Sr	20	79	4.0
3. Ross Cummings-MER	So	20	72	3.6
4. Jordan Lyons-FUR	Jr	20	71	3.6
5. Bubba Parham-VMI	So	20	68	3.4
6. Brandon Austin-SAM	Jr	21	65	3.1
7. Francis Alonso-UNCG	Sr	21	59	2.8
8. Patrick Good-ETSU	So	20	54	2.7
9. Kaiden Rice-CIT	So	19	51	2.7
10. Matt Halvorsen-WCU	So	21	55	2.6
11. Tray Boyd III-ETSU	Jr	21	54	2.6
12. Nathan Hoover-WOF	Jr	20	51	2.6
13. Kameron Gibson-WCU	Fr	21	49	2.3
14. Onno Steger-WCU	Jr	21	39	1.9
-14. Kevin Easley-UTC	Fr	21	39	1.9

BLOCKED SHOTS				
	Cl	G	No.	Avg/G
1. Ruben Guerrero-SAM	Sr	21	42	2.0
2. Zane Najdawi-CIT	Sr	19	36	1.9
3. Matt Rafferty-FUR	Sr	20	24	1.2
4. Mladen Armus-ETSU	So	21	25	1.2
5. Clay Mounce-FUR	So	20	22	1.1
-5. Cameron Jackson-WOF	Sr	20	22	1.1
7. Kyrin Galloway-UNCG	Jr	21	19	0.9
8. Fardaws Aimaq-MER	Fr	18	16	0.9
9. Jeromy Rodriguez-ETSU	Jr	21	17	0.8
10. Victor Bafutto-MER	So	19	14	0.7
11. Jake Stephens-VMI	Fr	20	14	0.7
12. Thomas Smallwood-UTC	Sr	21	14	0.7
-12. Robert Allen-SAM	Fr	21	14	0.7
14. Bo Hodges-ETSU	So	16	9	0.6
15. Justin Brown-UTC	Fr	20	11	0.6
-15. Keve Aluma-WOF	So	20	11	0.6
-15. Matt Pegram-WOF	Sr	20	11	0.6

ASSIST/TURNOVER RATIO					
	Cl	G	Ast.	T/O	Ratio
1. Alex Hunter-FUR	So	20	70	24	2.9
2. Isaiah Tisdale-ETSU	Jr	20	62	22	2.8
3. Demetrius Troy-UNCG	Sr	21	94	38	2.5
4. Storm Murphy-WOF	So	19	66	29	2.3
5. Matt Rafferty-FUR	Sr	20	83	41	2.0
6. Lew Stallworth-CIT	Sr	19	120	61	2.0
7. Marcus Cohen-MER	So	18	66	38	1.7
8. Josh Sharkey-SAM	Jr	21	153	98	1.6
9. Donovann Toatley-UTC	Fr	18	61	42	1.5
10. Bubba Parham-VMI	So	20	71	58	1.2

2018-19 Southern Conference
INDIVIDUAL BASKETBALL STATISTICS
Through games of Jan 25, 2019 (All games)

OFFENSIVE REBOUNDS			
	Cl	G	No. Avg/G
1. Jeromy Rodriguez-ETSU	Jr	21	77 3.7
2. Ruben Guerrero-SAM	Sr	21	69 3.3
3. Cameron Jackson-WOF	Sr	20	62 3.1
4. Carlos Dotson-WCU	Jr	20	61 3.1
5. Matt Rafferty-FUR	Sr	20	60 3.0
6. Keve Aluma-WOF	So	20	55 2.8
7. Mladen Armus-ETSU	So	21	57 2.7
8. Zane Najdawi-CIT	Sr	19	47 2.5
9. Fardaws Aimaq-MER	Fr	18	35 1.9
10. Chevez Goodwin-WOF	So	20	37 1.9
11. Clay Mounce-FUR	So	20	34 1.7
12. Robert Allen-SAM	Fr	21	35 1.7
-12. Eric Hamilton-UNCG	Jr	21	35 1.7
-12. Marc Gosselin-WCU	Sr	21	35 1.7
15. Garrett Gilkeson-VMI	Jr	20	33 1.7

DEFENSIVE REBOUNDS			
	Cl	G	No. Avg/G
1. Jeromy Rodriguez-ETSU	Jr	21	175 8.3
2. Carlos Dotson-WCU	Jr	20	132 6.6
3. Matt Rafferty-FUR	Sr	20	122 6.1
4. Robert Allen-SAM	Fr	21	118 5.6
5. Mladen Armus-ETSU	So	21	116 5.5
6. Lew Stallworth-CIT	Sr	19	102 5.4
7. Ruben Guerrero-SAM	Sr	21	106 5.0
8. Kevin Easley-UTC	Fr	21	101 4.8
9. Zane Najdawi-CIT	Sr	19	90 4.7
10. Clay Mounce-FUR	So	20	93 4.7
-10. Garrett Gilkeson-VMI	Jr	20	93 4.7
12. Tyler Creamer-VMI	Jr	18	83 4.6
13. Cameron Jackson-WOF	Sr	20	90 4.5
14. Keve Aluma-WOF	So	20	85 4.3
15. Brandon Austin-SAM	Jr	21	86 4.1

MINUTES PLAYED			
	Cl	G	No. Avg/G
1. Josh Sharkey-SAM	Jr	21	731 34.8
2. Matt Rafferty-FUR	Sr	20	678 33.9
3. Bubba Parham-VMI	So	20	677 33.8
4. Alex Hunter-FUR	So	20	672 33.6
5. Matt Halvorsen-WCU	So	21	699 33.3
6. Ethan Stair-MER	Jr	20	661 33.0
7. Jordan Lyons-FUR	Jr	20	648 32.4
8. Ross Cummings-MER	So	20	646 32.3
9. Garrett Gilkeson-VMI	Jr	20	643 32.2
10. Lew Stallworth-CIT	Sr	19	606 31.9

2018-19 Southern Conference
Conference Team Highs
Through games of Jan 25, 2019 (All games)

TEAM HIGHS (highest totals made by)

Points	148	The Citadel vs Mid-Atl. Christian (11/12/18)
	137	The Citadel vs Johnson (11/14/18)
	127	The Citadel vs Johnson & Wales (12/05/18)
	112	The Citadel vs High Point (11/27/18)
	112	Wofford vs Kentucky Christian (12/06/18)
	112	Wofford vs The Citadel (01/03/19)
Margin	78 (111-33)	UNC Greensboro vs Greensboro College (11/27/18)
	77 (137-60)	The Citadel vs Johnson (11/14/18)
	73 (148-75)	The Citadel vs Mid-Atl. Christian (11/12/18)
	65 (109-44)	ETSU vs Hiwassee (11/08/18)
	64 (98-34)	VMI vs Goucher (11/11/18)
Field goals made	57	The Citadel vs Mid-Atl. Christian (11/12/18)
	47	The Citadel vs Johnson (11/14/18)
	46	ETSU vs Hiwassee (11/08/18)
	46	The Citadel vs Johnson & Wales (12/05/18)
	45	Wofford vs Kentucky Christian (12/06/18)
Field goal attempts	98	The Citadel vs Mid-Atl. Christian (11/12/18)
	88	The Citadel vs Johnson & Wales (12/05/18)
	85	The Citadel vs Johnson (11/14/18)
	81	Samford vs Belmont (11/29/18)
	81	Wofford vs Kentucky Christian (12/06/18)
Field goal percentage	.672 (43-64)	Wofford vs The Citadel (01/03/19)
	.667 (38-57)	Samford at Wofford (01/24/19)
	.623 (38-61)	Samford vs North Alabama (11/06/18)
	.623 (38-61)	The Citadel vs High Point (11/27/18)
	.613 (46-75)	ETSU vs Hiwassee (11/08/18)
3-Pt FG made	23	The Citadel vs Mid-Atl. Christian (11/12/18)
	23	The Citadel vs High Point (11/27/18)
	21	Furman vs North Greenville (11/15/18)
	19	UNC Greensboro at LSU (11/09/18)
	19	VMI at Kentucky (11/18/18)
3-Pt FG attempts	51	The Citadel vs Mid-Atl. Christian (11/12/18)
	49	Furman vs North Greenville (11/15/18)
	48	The Citadel vs Johnson (11/14/18)
	46	Furman vs UNCW (12/15/18)
	46	The Citadel at Samford (01/17/19)
3-Pt percentage	.733 (11-15)	Samford at Wofford (01/24/19)
	.591 (13-22)	Wofford at Mississippi State (12/19/18)
	.577 (15-26)	Wofford vs The Citadel (01/03/19)
	.576 (19-33)	UNC Greensboro at LSU (11/09/18)
	.575 (23-40)	The Citadel vs High Point (11/27/18)
Free throws made	32	ETSU vs Reinhardt (12/03/18)
	29	Western Carolina vs Hiwassee (11/17/18)
	27	Mercer vs Piedmont (11/09/18)
	27	UNC Greensboro at Samford (12/22/18)
	27	Mercer at Samford (01/19/19)
Free throw attempts	40	Mercer vs Piedmont (11/09/18)
	39	ETSU vs Reinhardt (12/03/18)
	38	Western Carolina vs Hiwassee (11/17/18)
	36	UNC Greensboro at Samford (12/22/18)
	35	Samford vs Jacksonville State (11/09/18)
	35	Mercer at Samford (01/19/19)
Free throw percentage	1.000 (11-11)	VMI at Presbyterian (12/12/18)
	1.000 (5-5)	VMI at Kentucky (11/18/18)
	1.000 (3-3)	ETSU at Creighton (11/11/18)

	.950	(19-20)	Samford at Wofford (01/24/19)
	.941	(16-17)	Furman at VMI (01/10/19)
Rebounds	64		ETSU vs Reinhardt (12/03/18)
	63		The Citadel vs Mid-Atl. Christian (11/12/18)
	62		The Citadel vs Johnson (11/14/18)
	56		ETSU vs Hiwassee (11/08/18)
	56		Western Carolina vs Hiwassee (11/17/18)
Assists	37		The Citadel vs Mid-Atl. Christian (11/12/18)
	28		The Citadel vs Johnson (11/14/18)
	27		The Citadel vs High Point (11/27/18)
	27		UNC Greensboro vs Greensboro College (11/27/18)
	27		The Citadel vs Johnson & Wales (12/05/18)
	27		Wofford vs Kentucky Christian (12/06/18)
Steals	23		UNC Greensboro vs Greensboro College (11/27/18)
	20		Wofford vs Mars Hill (11/23/18)
	18		VMI vs Goucher (11/11/18)
	16		The Citadel vs Johnson (11/14/18)
	15		UNC Greensboro vs Johnson & Wales (11/16/18)
	15		The Citadel vs Western Carolina (01/12/19)
Blocked shots	14		The Citadel vs Johnson (11/14/18)
	9		UNC Greensboro at North Carolina A&T (11/06/18)
	9		Mercer vs Piedmont (11/09/18)
	8		The Citadel vs High Point (11/27/18)
	8		Furman vs Western Carolina (12/01/18)
	8		ETSU vs UNC Greensboro (01/19/19)
Turnovers	35		Western Carolina vs Jacksonville State (11/20/18)
	33		Western Carolina at NC State (12/05/18)
	29		Western Carolina at The Citadel (01/12/19)
	26		Western Carolina at Iowa (12/18/18)
	23		Mercer at NC State (11/24/18)
Fouls	29		Western Carolina at Wake Forest (11/27/18)
	28		Samford vs Jacksonville State (11/09/18)
	28		Mercer at NC State (11/24/18)
	27		Western Carolina vs Hiwassee (11/17/18)
	26		UNC Greensboro at LSU (11/09/18)
	26		VMI at Kentucky (11/18/18)
	26		ETSU vs Wyoming (12/21/18)
	26		Western Carolina at The Citadel (01/12/19)

2018-19 Southern Conference
Conference Individual Highs
Through games of Jan 25, 2019 (All games)

INDIVIDUAL PLAYER GAME HIGHS

Points	54		Jordan Lyons (Furman) vs North Greenville (11/15/18)
	36		Ross Cummings (Mercer) vs Western Carolina (01/10/19)
	35		Bubba Parham (VMI) at Kentucky (11/18/18)
	34		Kameron Gibson (Western Carolina) at SMU (11/14/18)
	33		Bubba Parham (VMI) vs Kentucky Christian (11/20/18)
	33		Bubba Parham (VMI) vs Western Carolina (01/19/19)
Field goals made	15		Jordan Lyons (Furman) vs North Greenville (11/15/18)
	12		Kyrin Galloway (UNC Greensboro) at LSU (11/09/18)
	12		Kameron Gibson (Western Carolina) at SMU (11/14/18)
	12		Carlos Dotson (Western Carolina) at Furman (12/01/18)
	12		Ross Cummings (Mercer) vs Western Carolina (01/10/19)
	12		Low Stallworth (The Citadel) vs Western Carolina (01/12/19)
Field goal attempts	35		Jordan Lyons (Furman) vs North Greenville (11/15/18)
	26		Jordan Lyons (Furman) vs Western Carolina (12/01/18)
	24		Bubba Parham (VMI) at Stetson (11/23/18)
	24		Fletcher Magee (Wofford) vs Samford (01/24/19)
	23		Fletcher Magee (Wofford) vs North Carolina (11/06/18)
Field goal percentage	.889	(8-9)	Daivien Williamson (ETSU) at Illinois (12/15/18)
	.857	(12-14)	Kyrin Galloway (UNC Greensboro) at LSU (11/09/18)
	.833	(10-12)	Zane Najdawi (The Citadel) vs Johnson & Wales (12/05/18)
	.818	(9-11)	Matt Rafferty (Furman) vs Bob Jones (11/06/18)
	.818	(9-11)	Cameron Jackson (Wofford) vs Coppin State (11/21/18)
	.818	(9-11)	Matt Rafferty (Furman) at Elon (12/04/18)
3-Pt FG made	15		Jordan Lyons (Furman) vs North Greenville (11/15/18)
	10		Matt Frierson (The Citadel) vs Johnson (11/14/18)
	10		Bubba Parham (VMI) at Kentucky (11/18/18)
	9		Nathan Hoover (Wofford) at South Carolina (11/26/18)
	8		Kyrin Galloway (UNC Greensboro) at LSU (11/09/18)
	8		Kameron Gibson (Western Carolina) at SMU (11/14/18)
	8		Kaiden Rice (The Citadel) vs High Point (11/27/18)
	8		Ross Cummings (Mercer) vs Brewton-Parker (11/27/18)
	8		Fletcher Magee (Wofford) vs Kentucky Christian (12/06/18)
	8		Matt Frierson (The Citadel) at Samford (01/17/19)
3-Pt FG attempts	34		Jordan Lyons (Furman) vs North Greenville (11/15/18)
	19		Fletcher Magee (Wofford) vs Samford (01/24/19)
	17		Jordan Lyons (Furman) vs Western Carolina (12/01/18)
	16		Fletcher Magee (Wofford) vs North Carolina (11/06/18)
	16		Matt Frierson (The Citadel) vs Johnson (11/14/18)
3-Pt percentage	1.000	(5-5)	Josh Sharkey (Samford) vs Houston Baptist (12/17/18)
	1.000	(5-5)	Kevin Easley (Chattanooga) at Western Carolina (01/03/19)
	.833	(5-6)	Kevin Easley (Chattanooga) at Michigan (11/23/18)
	.833	(5-6)	Connor Kern (The Citadel) vs High Point (11/27/18)
	.833	(5-6)	Kevion Nolan (Samford) vs VMI (12/29/18)
	.833	(5-6)	Ross Cummings (Mercer) at Chattanooga (01/17/19)
Free throws made	.833	(5-6)	Angelo Allegri (UNC Greensboro) at ETSU (01/19/19)
	17		Francis Alonso (UNC Greensboro) at Samford (12/22/18)
	12		Bubba Parham (VMI) vs American (11/27/18)
	12		Ross Cummings (Mercer) at Samford (01/19/19)
	11		Djordje Dimitrijevic (Mercer) at NC State (11/24/18)
Free throw attempts	11		Eric Hamilton (UNC Greensboro) vs Coppin State (12/12/18)
	21		Francis Alonso (UNC Greensboro) at Samford (12/22/18)
	15		Eric Hamilton (UNC Greensboro) vs Coppin State (12/12/18)
	14		Bubba Parham (VMI) vs American (11/27/18)
	13		Carlos Dotson (Western Carolina) at NC State (12/05/18)

	12	Jordan Lyons (Furman) vs North Greenville (11/15/18)
	12	Ross Cummings (Mercer) at Samford (01/19/19)
Free throw percentage	1.000 (12-12)	Ross Cummings (Mercer) at Samford (01/19/19)
	1.000 (11-11)	Djordje Dimitrijevic (Mercer) at NC State (11/24/18)
	1.000 (10-10)	Zane Najdawi (The Citadel) vs Johnson (11/14/18)
	1.000 (10-10)	Nathan Hoover (Wofford) vs Coastal Carolina (12/09/18)
	1.000 (10-10)	Matt Rafferty (Furman) at UNC Greensboro (01/12/19)
	1.000 (9-9)	Matt Frierson (The Citadel) at Campbell (12/18/18)
	1.000 (8-8)	Donovann Toatley (Chattanooga) at Charlotte (11/06/18)
	1.000 (8-8)	Francis Alonso (UNC Greensboro) vs Johnson & Wales (11/16/18)
	1.000 (8-8)	Matt Halvorsen (Western Carolina) vs Hiwassee (11/17/18)
	1.000 (8-8)	Daivien Williamson (ETSU) vs Reinhardt (12/03/18)
	1.000 (8-8)	Matt Halvorsen (Western Carolina) vs Chattanooga (01/03/19)
Rebounds	19	Jeromy Rodriguez (ETSU) vs Samford (01/03/19)
	18	Thomas Smallwood (Chattanooga) vs Cumberland (11/13/18)
	18	Jeromy Rodriguez (ETSU) at Mercer (01/12/19)
	17	Matt Rafferty (Furman) at Villanova (11/17/18)
	17	Jeromy Rodriguez (ETSU) at Georgia Southern (11/27/18)
	17	Mladen Armus (ETSU) vs Samford (01/03/19)
Assists	16	Josh Sharkey (Samford) at Wofford (01/24/19)
	14	Josh Sharkey (Samford) at ETSU (01/03/19)
	13	Lew Stallworth (The Citadel) vs Johnson (11/14/18)
	12	Lew Stallworth (The Citadel) vs High Point (11/27/18)
	10	Greg Parham (VMI) vs Washington College (11/06/18)
	10	Josh Sharkey (Samford) vs Jacksonville State (11/09/18)
	10	Quayson Williams (The Citadel) vs Mid-Atl. Christian (11/12/18)
	10	Josh Sharkey (Samford) vs Kennesaw State (11/12/18)
	10	Alex Hunter (Furman) vs Western Carolina (12/01/18)
	10	Lew Stallworth (The Citadel) vs Johnson & Wales (12/05/18)
	10	Donovann Toatley (Chattanooga) at Ole Miss (12/16/18)
	10	Josh Sharkey (Samford) vs Mercer (01/19/19)
Steals	8	Josh Sharkey (Samford) vs Jacksonville State (11/09/18)
	7	Josh Sharkey (Samford) at Purdue Fort Wayne (11/23/18)
	7	Matt Rafferty (Furman) at VMI (01/10/19)
	6	Ta'Vonne Bond (VMI) vs Goucher (11/11/18)
	6	Tray Hollowell (Wofford) vs Mars Hill (11/23/18)
	6	Josh Sharkey (Samford) vs UNC Greensboro (12/22/18)
	6	Isaiah Miller (UNC Greensboro) vs Chattanooga (12/29/18)
	6	Isaiah Miller (UNC Greensboro) at ETSU (01/19/19)
	6	Matt Rafferty (Furman) vs Chattanooga (01/24/19)
Blocked shots	7	James Dickey (UNC Greensboro) at North Carolina A&T (11/06/18)
	6	Zane Najdawi (The Citadel) vs Johnson (11/14/18)
	5	Octavion Corley (ETSU) vs Hiwassee (11/08/18)
	4	Ruben Guerrero (Samford) vs North Alabama (11/06/18)
	4	Victor Bafutto (Mercer) vs Piedmont (11/09/18)
	4	Kyrin Galloway (UNC Greensboro) at LSU (11/09/18)
	4	Matt Rafferty (Furman) at Villanova (11/17/18)
	4	Ruben Guerrero (Samford) vs Belmont (11/29/18)
	4	Matt Rafferty (Furman) vs Western Carolina (12/01/18)
	4	Ruben Guerrero (Samford) vs Houston Baptist (12/17/18)
	4	Ruben Guerrero (Samford) vs VMI (12/29/18)
	4	James Dickey (UNC Greensboro) vs Furman (01/12/19)
	4	James Dickey (UNC Greensboro) at ETSU (01/19/19)
	4	Fardaws Aimaq (Mercer) at Samford (01/19/19)
Turnovers	9	Carlos Dotson (Western Carolina) vs Jacksonville State (11/20/18)
	8	Josh Sharkey (Samford) at ETSU (01/03/19)
	8	Josh Sharkey (Samford) at Wofford (01/24/19)
	7	Josh Sharkey (Samford) vs North Alabama (11/06/18)

7	Matt Halvorsen (Western Carolina) at SMU (11/14/18)
7	Lew Stallworth (The Citadel) at Texas (11/16/18)
7	James Harrison (ETSU) vs Reinhardt (12/03/18)
7	Marc Gosselin (Western Carolina) at NC State (12/05/18)
7	Matt Halvorsen (Western Carolina) at NC State (12/05/18)
7	Francis Alonso (UNC Greensboro) at Elon (12/07/18)
7	Josh Sharkey (Samford) at Alabama A&M (12/09/18)
7	Josh Sharkey (Samford) at Tennessee (12/19/18)

2018-19 Southern Conference
CONFERENCE BASKETBALL STATISTICS
Through games of Jan 25, 2019 (Conference games only)

SCORING OFFENSE	G	W-L	Pts	Avg/G
1. Wofford	8	8-0	671	83.9
2. Samford	8	2-6	660	82.5
3. ETSU	8	6-2	641	80.1
4. Furman	8	5-3	613	76.6
5. The Citadel	8	1-7	608	76.0
6. Mercer	8	3-5	604	75.5
7. UNC Greensboro	8	7-1	598	74.8
8. Western Carolina	8	2-6	597	74.6
9. Chattanooga	8	5-3	582	72.8
10. VMI	8	1-7	575	71.9

SCORING DEFENSE	G	Pts	Avg/G
1. Wofford	8	550	68.8
2. UNC Greensboro	8	554	69.2
3. Furman	8	573	71.6
4. ETSU	8	575	71.9
5. Chattanooga	8	597	74.6
6. Mercer	8	608	76.0
7. Western Carolina	8	632	79.0
8. Samford	8	665	83.1
9. VMI	8	685	85.6
10. The Citadel	8	710	88.8

SCORING MARGIN	G	Offense	Defense	Margin
1. Wofford	8	83.9	68.8	+15.1
2. ETSU	8	80.1	71.9	+8.2
3. UNC Greensboro	8	74.8	69.2	+5.5
4. Furman	8	76.6	71.6	+5.0
5. Mercer	8	75.5	76.0	-0.5
6. Samford	8	82.5	83.1	-0.6
7. Chattanooga	8	72.8	74.6	-1.9
8. Western Carolina	8	74.6	79.0	-4.4
9. The Citadel	8	76.0	88.8	-12.8
10. VMI	8	71.9	85.6	-13.8

FREE THROW PCT	G	FTM	FTA	Pct.
1. UNC Greensboro	8	124	164	.756
2. Samford	8	124	165	.752
3. Furman	8	93	127	.732
4. VMI	8	94	132	.712
5. Mercer	8	118	166	.711
6. Wofford	8	93	132	.705
7. The Citadel	8	77	112	.688
8. Western Carolina	8	112	165	.679
9. Chattanooga	8	90	133	.677
10. ETSU	8	82	126	.651

FIELD GOAL PERCENTAGE	G	FGM	FGA	Pct.
1. Wofford	8	250	481	.520
2. ETSU	8	247	498	.496
3. Samford	8	233	480	.485
4. Mercer	8	211	443	.476
5. Chattanooga	8	210	445	.472
6. Western Carolina	8	207	439	.472
7. Furman	8	221	486	.455
8. VMI	8	204	466	.438
9. UNC Greensboro	8	207	484	.428
10. The Citadel	8	220	550	.400

FIELD GOAL PCT DEFENSE	G	FGM	FGA	Pct.
1. ETSU	8	206	476	.433
2. Furman	8	212	485	.437
3. Wofford	8	191	422	.453
4. Mercer	8	214	472	.453
5. Chattanooga	8	223	484	.461
6. Western Carolina	8	227	489	.464
7. UNC Greensboro	8	199	427	.466
8. Samford	8	233	496	.470
9. The Citadel	8	259	524	.494
10. VMI	8	246	497	.495

3-POINT FG PCT	G	3FGM	3FGA	Pct.
1. Samford	8	70	167	.419
2. Wofford	8	78	196	.398
3. Chattanooga	8	72	189	.381
4. Mercer	8	64	170	.376
5. ETSU	8	65	180	.361
6. Western Carolina	8	71	200	.355
7. Furman	8	78	220	.355
8. VMI	8	73	212	.344
9. UNC Greensboro	8	60	179	.335
10. The Citadel	8	91	299	.304

3-POINT FG PCT DEFENSE	G	3FGM	3FGA	Pct.
1. Western Carolina	8	58	192	.302
2. Furman	8	64	207	.309
3. Chattanooga	8	59	171	.345
4. ETSU	8	71	202	.351
5. The Citadel	8	91	250	.364
6. Wofford	8	66	178	.371
7. Mercer	8	86	231	.372
8. UNC Greensboro	8	56	148	.378
9. Samford	8	94	239	.393
10. VMI	8	77	194	.397

REBOUNDING OFFENSE	G	Rebounds	Avg/G
1. ETSU	8	315	39.4
2. Western Carolina	8	304	38.0
3. Furman	8	289	36.1
4. UNC Greensboro	8	277	34.6
5. Samford	8	276	34.5
6. The Citadel	8	271	33.9
7. VMI	8	266	33.2
8. Wofford	8	265	33.1
9. Chattanooga	8	259	32.4
10. Mercer	8	238	29.8

REBOUNDING DEFENSE	G	Rebounds	Avg/G
1. Wofford	8	202	25.3
2. ETSU	8	236	29.5
3. Western Carolina	8	261	32.6
4. Furman	8	273	34.1
5. UNC Greensboro	8	274	34.2
6. Samford	8	278	34.8
7. Chattanooga	8	289	36.1
8. VMI	8	294	36.8
9. Mercer	8	298	37.2
10. The Citadel	8	355	44.4

2018-19 Southern Conference
CONFERENCE BASKETBALL STATISTICS
Through games of Jan 25, 2019 (Conference games only)

REBOUNDING MARGIN	G	Team	Avg.	Opp.	Avg.	Margin
1.	ETSU	8	315	39.4	236	29.5 +9.9
2.	Wofford	8	265	33.1	202	25.3 +7.9
3.	Western Carolina	8	304	38.0	261	32.6 +5.4
4.	Furman	8	289	36.1	273	34.1 +2.0
5.	UNC Greensboro	8	277	34.6	274	34.2 +0.4
6.	Samford	8	276	34.5	278	34.8 -0.2
7.	VMI	8	266	33.2	294	36.8 -3.5
8.	Chattanooga	8	259	32.4	289	36.1 -3.8
9.	Mercer	8	238	29.8	298	37.2 -7.5
10.	The Citadel	8	271	33.9	355	44.4 -10.5

BLOCKED SHOTS	G	No.	Avg/G
1.	ETSU	8	42 5.3
2.	UNC Greensboro	8	31 3.9
3.	Furman	8	29 3.6
4.	Chattanooga	8	28 3.5
5.	The Citadel	8	24 3.0
-5.	Samford	8	24 3.0
7.	Wofford	8	23 2.9
8.	Mercer	8	21 2.6
9.	Western Carolina	8	19 2.4
10.	VMI	8	13 1.6

ASSISTS	G	No.	Avg/G
1.	ETSU	8	132 16.5
2.	Wofford	8	129 16.1
3.	Samford	8	125 15.6
4.	Furman	8	116 14.5
5.	Chattanooga	8	112 14.0
6.	The Citadel	8	108 13.5
-6.	VMI	8	108 13.5
8.	Western Carolina	8	102 12.8
9.	UNC Greensboro	8	100 12.5
10.	Mercer	8	96 12.0

STEALS	G	No.	Avg/G
1.	UNC Greensboro	8	71 8.9
2.	Furman	8	65 8.1
3.	Samford	8	62 7.8
4.	ETSU	8	59 7.4
5.	Mercer	8	58 7.3
-5.	The Citadel	8	58 7.3
7.	Wofford	8	51 6.4
8.	VMI	8	49 6.1
9.	Western Carolina	8	33 4.1
10.	Chattanooga	8	28 3.5

TURNOVER MARGIN	G	Team	Avg.	Opp.	Avg.	Margin
1.	UNC Greensboro	8	90	11.3	136	17.0 +5.8
2.	Mercer	8	89	11.1	112	14.0 +2.9
3.	Wofford	8	94	11.8	116	14.5 +2.8
4.	The Citadel	8	96	12.0	113	14.1 +2.1
5.	Samford	8	103	12.9	106	13.3 +0.4
6.	Furman	8	105	13.1	104	13.0 -0.1
7.	ETSU	8	114	14.3	103	12.9 -1.4
8.	Chattanooga	8	97	12.1	82	10.3 -1.9
9.	VMI	8	117	14.6	93	11.6 -3.0
10.	Western Carolina	8	139	17.4	79	9.9 -7.5

ASSIST/TURNOVER RATIO	G	Ast.	Avg.	T/O	Avg.	Ratio
1.	Wofford	8	129	16.1	94	11.8 1.4
2.	Samford	8	125	15.6	103	12.9 1.2
3.	ETSU	8	132	16.5	114	14.3 1.2
4.	Chattanooga	8	112	14.0	97	12.1 1.2
5.	The Citadel	8	108	13.5	96	12.0 1.1
6.	UNC Greensboro	8	100	12.5	90	11.3 1.1
7.	Furman	8	116	14.5	105	13.1 1.1
8.	Mercer	8	96	12.0	89	11.1 1.1
9.	VMI	8	108	13.5	117	14.6 0.9
10.	Western Carolina	8	102	12.8	139	17.4 0.7

OFFENSIVE REBOUNDS	G	No.	Avg/G
1.	ETSU	8	103 12.9
2.	UNC Greensboro	8	95 11.9
3.	Wofford	8	86 10.8
4.	Western Carolina	8	85 10.6
5.	Furman	8	84 10.5
6.	The Citadel	8	82 10.3
7.	Samford	8	77 9.6
8.	VMI	8	61 7.6
-8.	Mercer	8	61 7.6
10.	Chattanooga	8	58 7.3

DEFENSIVE REBOUNDS	G	No.	Avg/G
1.	Western Carolina	8	219 27.4
2.	ETSU	8	212 26.5
3.	VMI	8	205 25.6
-3.	Furman	8	205 25.6
5.	Chattanooga	8	201 25.1
6.	Samford	8	199 24.9
7.	The Citadel	8	189 23.6
8.	UNC Greensboro	8	182 22.8
9.	Wofford	8	179 22.4
10.	Mercer	8	177 22.1

DEFENSIVE REB PCT.	G	D-Reb	Opp. OR	D-Reb%
1.	Wofford	8	179	53 .772
2.	ETSU	8	212	70 .752
3.	VMI	8	205	71 .743
4.	Western Carolina	8	219	80 .732
5.	Furman	8	205	81 .717
6.	UNC Greensboro	8	182	74 .711
7.	Samford	8	199	81 .711
8.	Chattanooga	8	201	82 .710
9.	The Citadel	8	189	95 .665
10.	Mercer	8	177	105 .628

OFFENSIVE REB PCT.	G	O-Reb	Opp. DR	O-Reb%
1.	ETSU	8	103	166 .383
2.	Wofford	8	86	149 .366
3.	UNC Greensboro	8	95	200 .322
4.	Western Carolina	8	85	181 .320
5.	Furman	8	84	192 .304
6.	Samford	8	77	197 .281
7.	Mercer	8	61	193 .240
8.	The Citadel	8	82	260 .240
9.	Chattanooga	8	58	207 .219
10.	VMI	8	61	223 .215

2018-19 Southern Conference
CONFERENCE BASKETBALL STATISTICS
Through games of Jan 25, 2019 (Conference games only)

3-POINT FG MADE	G	No.	Avg/G
1. The Citadel	8	91	11.4
2. Wofford	8	78	9.8
-2. Furman	8	78	9.8
4. VMI	8	73	9.1
5. Chattanooga	8	72	9.0
6. Western Carolina	8	71	8.9
7. Samford	8	70	8.8
8. ETSU	8	65	8.1
9. Mercer	8	64	8.0
10. UNC Greensboro	8	60	7.5

2018-19 Southern Conference
CONFERENCE BASKETBALL STATISTICS
Through games of Jan 25, 2019 (Conference games only)

Team	Conference	Pct.	PF	PA	Overall	Pct.	PF	PA	Current unbeaten streak
Wofford	8-0	1.000	83.9	68.8	8-0	1.000	83.9	68.8	Wofford -- 8
UNC Greensboro	7-1	.875	74.8	69.2	7-1	.875	74.8	69.2	UNC Greensboro -- 4
ETSU	6-2	.750	80.1	71.9	6-2	.750	80.1	71.9	Mercer -- 2
Furman	5-3	.625	76.6	71.6	5-3	.625	76.6	71.6	Furman -- 1
Chattanooga	5-3	.625	72.8	74.6	5-3	.625	72.8	74.6	
Mercer	3-5	.375	75.5	76.0	3-5	.375	75.5	76.0	
Samford	2-6	.250	82.5	83.1	2-6	.250	82.5	83.1	
Western Carolina	2-6	.250	74.6	79.0	2-6	.250	74.6	79.0	
The Citadel	1-7	.125	76.0	88.8	1-7	.125	76.0	88.8	
VMI	1-7	.125	71.9	85.6	1-7	.125	71.9	85.6	

TEAM SUMMARIES	G	PF-PA	Avg score	Margin	FG-FGA	Pct.	3FG-FGA	Pct.	FT-FTA	Pct.	RebF	RebA	Margin
Chattanooga	8	582-597	72.8-74.6	-1.9	210-445	.472	72-189	.381	90-133	.677	259	289	-3.8
ETSU	8	641-575	80.1-71.9	+8.3	247-498	.496	65-180	.361	82-126	.651	315	236	+9.9
Furman	8	613-573	76.6-71.6	+5.0	221-486	.455	78-220	.355	93-127	.732	289	273	+2.0
Mercer	8	604-608	75.5-76.0	-0.5	211-443	.476	64-170	.376	118-166	.711	238	298	-7.5
Samford	8	660-665	82.5-83.1	-0.6	233-480	.485	70-167	.419	124-165	.752	276	278	-0.2
The Citadel	8	608-710	76.0-88.8	-12.7	220-550	.400	91-299	.304	77-112	.688	271	355	-10.5
UNC Greensboro	8	598-554	74.8-69.2	+5.5	207-484	.428	60-179	.335	124-164	.756	277	274	+0.4
VMI	8	575-685	71.9-85.6	-13.7	204-466	.438	73-212	.344	94-132	.712	266	294	-3.5
Western Carolina	8	597-632	74.6-79.0	-4.4	207-439	.472	71-200	.355	112-165	.679	304	261	+5.4
Wofford	8	671-550	83.9-68.8	+15.1	250-481	.520	78-196	.398	93-132	.705	265	202	+7.9

ATTENDANCE	Home	Average	Away	Average	Neutral	Average	Total	Average
Chattanooga	4-14472	3618	4-10248	2562	0-0	0	8-24720	3090
ETSU	5-24754	4951	3-6494	2165	0-0	0	8-31248	3906
Furman	4-7976	1994	4-12696	3174	0-0	0	8-20672	2584
Mercer	3-8124	2708	5-10359	2072	0-0	0	8-18483	2310
Samford	4-4611	1153	4-11794	2948	0-0	0	8-16405	2051
The Citadel	3-3060	1020	5-16617	3323	0-0	0	8-19677	2460
UNC Greensboro	4-13430	3358	4-9502	2376	0-0	0	8-22932	2866
VMI	4-4500	1125	4-9697	2424	0-0	0	8-14197	1775
Western Carolina	4-5886	1472	4-8194	2048	0-0	0	8-14080	1760
Wofford	5-13505	2701	3-4717	1572	0-0	0	8-18222	2278
Totals	40-100318	2508	40-100318	2508	0-0	0	80-200636	2508

2018-19 Southern Conference
INDIVIDUAL BASKETBALL STATISTICS
Through games of Jan 25, 2019 (Conference games only)

To be ranked, a player must appear in at least 75.0% of their team's games.

SCORING							REBOUNDING						
	Cl	G	FG	3FG	FT	Pts Avg/G		Cl	G	Off	Def	Total	Avg/G
1. Ross Cummings-MER	So	8	56	37	40	189 23.6	1. Carlos Dotson-WCU	Jr	7	26	58	84	12.0
2. Fletcher Magee-WOF	Sr	8	51	34	27	163 20.4	2. Jeromy Rodriguez-ETSU	Jr	8	26	69	95	11.9
3. Matt Rafferty-FUR	Sr	8	57	4	39	157 19.6	3. Matt Rafferty-FUR	Sr	8	26	51	77	9.6
4. Lew Stallworth-CIT	Sr	8	59	10	18	146 18.3	4. James Dickey-UNCG	Jr	6	20	32	52	8.7
5. Bubba Parham-VMI	So	8	46	21	32	145 18.1	5. Keve Aluma-WOF	So	8	25	42	67	8.4
6. Josh Sharkey-SAM	Jr	8	49	7	31	136 17.0	-5. Ruben Guerrero-SAM	Sr	8	22	45	67	8.4
7. Jordan Lyons-FUR	Jr	8	48	26	12	134 16.8	7. Mladen Armus-ETSU	So	8	17	49	66	8.3
8. Kevin Easley-UTC	Fr	8	46	19	21	132 16.5	8. Garrett Gilkeson-VMI	Jr	8	13	45	58	7.3
-8. Francis Alonso-UNCG	Sr	8	36	19	41	132 16.5	9. Clay Mounce-FUR	So	8	18	39	57	7.1
10. Brandon Austin-SAM	Jr	8	42	28	18	130 16.3	10. Zane Najdawi-CIT	Sr	8	19	37	56	7.0
11. Carlos Dotson-WCU	Jr	7	48	0	17	113 16.1	-10. Kevin Easley-UTC	Fr	8	13	43	56	7.0
12. Isaiah Miller-UNCG	So	8	50	7	19	126 15.8	-10. Cameron Jackson-WOF	Sr	8	25	31	56	7.0
13. Cameron Jackson-WOF	Sr	8	47	3	26	123 15.4	13. Eric Hamilton-UNCG	Jr	8	20	30	50	6.3
14. Nathan Hoover-WOF	Jr	8	42	17	16	117 14.6	-13. Robert Allen-SAM	Fr	8	17	33	50	6.3
15. Onno Steger-WCU	Jr	8	36	17	24	113 14.1	15. Onno Steger-WCU	Jr	8	13	35	48	6.0
16. Ruben Guerrero-SAM	Sr	8	46	0	19	111 13.9	16. Brandon Austin-SAM	Jr	8	6	40	46	5.8
17. Ethan Stair-MER	Jr	8	40	13	17	110 13.8	17. Ramon Vila-UTC	So	7	10	30	40	5.7
18. Kameron Gibson-WCU	Fr	8	42	19	6	109 13.6	18. Marc Gosselin-WCU	Sr	8	14	31	45	5.6
19. Zane Najdawi-CIT	Sr	8	41	11	15	108 13.5	19. Lew Stallworth-CIT	Sr	8	3	40	43	5.4
20. Ramon Vila-UTC	So	7	37	0	16	90 12.9	20. Lucas N'Guessan-ETSU		7	19	18	37	5.3
21. Robert Allen-SAM	Fr	8	33	11	23	100 12.5							
22. Jaylen Stowe-MER	Sr	8	36	2	23	97 12.1							
23. Donovan Toatley-UTC	Fr	7	32	7	13	84 12.0							
24. Tray Boyd III-ETSU	Jr	8	36	20	3	95 11.9							
25. Daivien Williamson-ETSU	Fr	8	36	11	11	94 11.8							
26. Jeromy Rodriguez-ETSU	Jr	8	41	0	10	92 11.5							
27. Myron Gordon-SAM	Jr	8	28	8	27	91 11.4							
28. Matt Halvorsen-WCU	So	8	22	18	28	90 11.3							
29. Garrett Gilkeson-VMI	Jr	8	29	12	18	88 11.0							
30. Bo Hodges-ETSU	So	8	29	5	17	80 10.0							
-30. Sarju Patel-VMI	So	8	27	9	17	80 10.0							
-30. David Jean-Baptiste-UTC	So	8	26	13	15	80 10.0							
-30. Jake Stephens-VMI	Fr	8	29	17	5	80 10.0							

FIELD GOAL PCT						ASSISTS			
	Cl	G	FGM	FGA	Pct.		Cl	G	No. Avg/G
1. Ramon Vila-UTC	So	7	37	53	.698	1. Josh Sharkey-SAM	Jr	8	75 9.4
2. Cameron Jackson-WOF	Sr	8	47	76	.618	2. Lew Stallworth-CIT	Sr	8	42 5.3
3. Carlos Dotson-WCU	Jr	7	48	78	.615	3. Demetrius Troy-UNCG	Sr	8	40 5.0
4. Matt Rafferty-FUR	Sr	8	57	94	.606	4. Bubba Parham-VMI	So	8	34 4.3
5. Jeromy Rodriguez-ETSU	Jr	8	41	68	.603	5. Marcus Cohen-MER	So	7	27 3.9
6. Ethan Stair-MER	Jr	8	40	70	.571	6. Cameron Jackson-WOF	Sr	8	30 3.8
7. Ruben Guerrero-SAM	Sr	8	46	83	.554	7. Alex Hunter-FUR	So	8	29 3.6
8. Ross Cummings-MER	So	8	56	103	.544	8. Matt Rafferty-FUR	Sr	8	28 3.5
9. Isaiah Miller-UNCG	So	8	50	101	.495	9. David Jean-Baptiste-UTC	So	8	27 3.4
10. Kevin Easley-UTC	Fr	8	46	95	.484	10. Donovan Toatley-UTC	Fr	7	22 3.1
11. Brandon Austin-SAM	Jr	8	42	88	.477	11. Kameron Gibson-WCU	Fr	8	25 3.1
12. Lew Stallworth-CIT	Sr	8	59	124	.476	12. Storm Murphy-WOF	So	8	24 3.0
13. Nathan Hoover-WOF	Jr	8	42	89	.472	-12. Garrett Gilkeson-VMI	Jr	8	24 3.0
14. Kameron Gibson-WCU	Fr	8	42	92	.457	-12. Matt Halvorsen-WCU	So	8	24 3.0
15. Josh Sharkey-SAM	Jr	8	49	109	.450	15. Isaiah Tisdale-ETSU	Jr	8	22 2.8

2018-19 Southern Conference
INDIVIDUAL BASKETBALL STATISTICS
Through games of Jan 25, 2019 (Conference games only)

FREE THROW PCT					
	Cl	G	FTM	FTA	Pct.
1. Fletcher Magee-WOF	Sr	8	27	29	.931
2. Francis Alonso-UNCG	Sr	8	41	46	.891
3. Ross Cummings-MER	So	8	40	45	.889
4. Matt Halvorsen-WCU	So	8	28	32	.875
5. Myron Gordon-SAM	Jr	8	27	33	.818
6. Matt Rafferty-FUR	Sr	8	39	48	.813
7. Onno Steger-WCU	Jr	8	24	30	.800
8. Josh Sharkey-SAM	Jr	8	31	39	.795
9. Robert Allen-SAM	Fr	8	23	30	.767
10. Bubba Parham-VMI	So	8	32	42	.762
11. Kevin Easley-UTC	Fr	8	21	28	.750
12. Jaylen Stowe-MER	Sr	8	23	31	.742
13. Cameron Jackson-WOF	Sr	8	26	44	.591

STEALS				
	Cl	G	No.	Avg/G
1. Matt Rafferty-FUR	Sr	8	29	3.6
2. Isaiah Miller-UNCG	So	8	25	3.1
3. Josh Sharkey-SAM	Jr	8	24	3.0
4. Ethan Stair-MER	Jr	8	21	2.6
5. Cameron Jackson-WOF	Sr	8	14	1.8
6. Garrett Gilkeson-VMI	Jr	8	13	1.6
7. Zane Najdawi-CIT	Sr	8	12	1.5
-7. Hayden Brown-CIT	So	6	9	1.5
9. James Dickey-UNCG	Jr	6	8	1.3
10. Brandon Austin-SAM	Jr	8	10	1.3
-10. Demetrius Troy-UNCG	Sr	8	10	1.3
-10. Matt Frierson-CIT	Sr	8	10	1.3
13. Francis Alonso-UNCG	Sr	8	9	1.1
-13. Mladen Armus-ETSU	So	8	9	1.1
-13. David Jean-Baptiste-UTC	So	8	9	1.1
-13. Jaylen Stowe-MER	Sr	8	9	1.1
-13. Myles Lewis-VMI	So	8	9	1.1
-13. Tre Clark-FUR	So	8	9	1.1

3-POINT FG PCT					
	Cl	G	3FG	FGA	Pct.
1. Storm Murphy-WOF	So	8	12	21	.571
2. Ross Cummings-MER	So	8	37	66	.561
3. Kevin Easley-UTC	Fr	8	19	37	.514
4. Jake Stephens-VMI	Fr	8	17	36	.472
5. Garrett Gilkeson-VMI	Jr	8	12	26	.462
6. Brandon Austin-SAM	Jr	8	28	61	.459
7. Andrew Brown-FUR	Sr	7	12	29	.414
8. David Jean-Baptiste-UTC	So	8	13	32	.406
9. Nathan Hoover-WOF	Jr	8	17	43	.395
10. Ethan Stair-MER	Jr	8	13	34	.382
11. Fletcher Magee-WOF	Sr	8	34	90	.378
12. Onno Steger-WCU	Jr	8	17	46	.370
13. Kameron Gibson-WCU	Fr	8	19	52	.365
14. Jordan Lyons-FUR	Jr	8	26	72	.361
15. Tray Boyd III-ETSU	Jr	8	20	56	.357

3-POINT FG MADE				
	Cl	G	3FG	Avg/G
1. Ross Cummings-MER	So	8	37	4.6
2. Fletcher Magee-WOF	Sr	8	34	4.3
3. Brandon Austin-SAM	Jr	8	28	3.5
4. Jordan Lyons-FUR	Jr	8	26	3.3
5. Matt Frierson-CIT	Sr	8	23	2.9
6. Bubba Parham-VMI	So	8	21	2.6
7. Tray Boyd III-ETSU	Jr	8	20	2.5
8. Francis Alonso-UNCG	Sr	8	19	2.4
-8. Kameron Gibson-WCU	Fr	8	19	2.4
-8. Kevin Easley-UTC	Fr	8	19	2.4
11. Matt Halvorsen-WCU	So	8	18	2.3
12. Onno Steger-WCU	Jr	8	17	2.1
-12. Jake Stephens-VMI	Fr	8	17	2.1
-12. Nathan Hoover-WOF	Jr	8	17	2.1
15. Patrick Good-ETSU	So	8	16	2.0

BLOCKED SHOTS				
	Cl	G	No.	Avg/G
1. James Dickey-UNCG	Jr	6	13	2.2
2. Ruben Guerrero-SAM	Sr	8	17	2.1
3. Zane Najdawi-CIT	Sr	8	13	1.6
4. Mladen Armus-ETSU	So	8	12	1.5
5. Lucas N'Guessan-ETSU		7	10	1.4
6. Ramon Vila-UTC	So	7	9	1.3
7. Cameron Jackson-WOF	Sr	8	10	1.3
-7. Clay Mounce-FUR	So	8	10	1.3
9. Kyrin Galloway-UNCG	Jr	8	8	1.0
-9. Carlos Dotson-WCU	Jr	7	7	1.0
-9. Fardaws Aimaq-MER	Fr	6	6	1.0
12. Matt Rafferty-FUR	Sr	8	7	0.9
-12. Jake Stephens-VMI	Fr	8	7	0.9
-12. Keve Aluma-WOF	So	8	7	0.9
15. Noah Gurley-FUR	Fr	8	6	0.8
-15. Jeromy Rodriguez-ETSU	Jr	8	6	0.8
-15. Bo Hodges-ETSU	So	8	6	0.8

ASSIST/TURNOVER RATIO					
	Cl	G	Ast.	T/O	Ratio
1. Alex Hunter-FUR	So	8	29	11	2.6
2. Demetrius Troy-UNCG	Sr	8	40	16	2.5
3. David Jean-Baptiste-UTC	So	8	27	13	2.1
4. Josh Sharkey-SAM	Jr	8	75	39	1.9
5. Cameron Jackson-WOF	Sr	8	30	16	1.9
6. Lew Stallworth-CIT	Sr	8	42	24	1.8
7. Storm Murphy-WOF	So	8	24	14	1.7
8. Kameron Gibson-WCU	Fr	8	25	15	1.7
9. Marcus Cohen-MER	So	7	27	17	1.6
10. Matt Rafferty-FUR	Sr	8	28	18	1.6
11. Donovan Toatley-UTC	Fr	7	22	18	1.2
12. Garrett Gilkeson-VMI	Jr	8	24	20	1.2
-12. Matt Halvorsen-WCU	So	8	24	20	1.2
14. Bubba Parham-VMI	So	8	34	30	1.1

2018-19 Southern Conference
INDIVIDUAL BASKETBALL STATISTICS
Through games of Jan 25, 2019 (Conference games only)

OFFENSIVE REBOUNDS	Cl	G	No.	Avg/G
1. Carlos Dotson-WCU	Jr	7	26	3.7
2. James Dickey-UNCG	Jr	6	20	3.3
3. Matt Rafferty-FUR	Sr	8	26	3.3
-3. Jeromy Rodriguez-ETSU	Jr	8	26	3.3
5. Keve Aluma-WOF	So	8	25	3.1
-5. Cameron Jackson-WOF	Sr	8	25	3.1
7. Hayden Brown-CIT	So	6	17	2.8
8. Ruben Guerrero-SAM	Sr	8	22	2.8
9. Lucas N'Guessan-ETSU		7	19	2.7
10. Eric Hamilton-UNCG	Jr	8	20	2.5
11. Zane Najdawi-CIT	Sr	8	19	2.4
12. Clay Mounce-FUR	So	8	18	2.3
13. Mladen Armus-ETSU	So	8	17	2.1
-13. Robert Allen-SAM	Fr	8	17	2.1
15. Noah Gurley-FUR	Fr	8	15	1.9

DEFENSIVE REBOUNDS	Cl	G	No.	Avg/G
1. Jeromy Rodriguez-ETSU	Jr	8	69	8.6
2. Carlos Dotson-WCU	Jr	7	58	8.3
3. Matt Rafferty-FUR	Sr	8	51	6.4
4. Mladen Armus-ETSU	So	8	49	6.1
5. Ruben Guerrero-SAM	Sr	8	45	5.6
-5. Garrett Gilkeson-VMI	Jr	8	45	5.6
7. Kevin Easley-UTC	Fr	8	43	5.4
8. James Dickey-UNCG	Jr	6	32	5.3
9. Keve Aluma-WOF	So	8	42	5.3
10. Lew Stallworth-CIT	Sr	8	40	5.0
-10. Brandon Austin-SAM	Jr	8	40	5.0
12. Clay Mounce-FUR	So	8	39	4.9
13. Zane Najdawi-CIT	Sr	8	37	4.6
14. Onno Steger-WCU	Jr	8	35	4.4
15. Ramon Vila-UTC	So	7	30	4.3

MINUTES PLAYED	Cl	G	No.	Avg/G
1. Ethan Stair-MER	Jr	8	298	37.2
2. Matt Halvorsen-WCU	So	8	292	36.5
3. Ross Cummings-MER	So	8	291	36.4
-3. Josh Sharkey-SAM	Jr	8	291	36.4
5. Matt Rafferty-FUR	Sr	8	287	35.9
6. Bubba Parham-VMI	So	8	281	35.1
7. Alex Hunter-FUR	So	8	280	35.0
8. Brandon Austin-SAM	Jr	8	278	34.8
9. Lew Stallworth-CIT	Sr	8	273	34.1
10. Fletcher Magee-WOF	Sr	8	271	33.9

2018-19 Southern Conference
Conference Team Highs
Through games of Jan 25, 2019 (Conference games only)

TEAM HIGHS (highest totals made by)

Points	112	Wofford vs The Citadel (01/03/19)
	107	Wofford vs Samford (01/24/19)
	106	Samford at Wofford (01/24/19)
	101	Furman vs The Citadel (01/05/19)
	98	ETSU at The Citadel (01/10/19)
Margin	32 (89-57)	Furman at VMI (01/10/19)
	31 (112-81)	Wofford vs The Citadel (01/03/19)
	29 (72-43)	Wofford at UNC Greensboro (01/10/19)
	28 (96-68)	Samford vs VMI (12/29/18)
	26 (96-70)	ETSU vs Chattanooga (01/05/19)
Field goals made	43	Wofford vs The Citadel (01/03/19)
	41	Wofford vs Samford (01/24/19)
	40	ETSU at The Citadel (01/10/19)
	38	Samford at Wofford (01/24/19)
	37	Furman vs The Citadel (01/05/19)
Field goal attempts	80	Western Carolina at Furman (12/01/18)
	79	Furman vs The Citadel (01/05/19)
	79	The Citadel vs Western Carolina (01/12/19)
	75	The Citadel vs ETSU (01/10/19)
	74	The Citadel at Samford (01/17/19)
	74	Wofford vs Samford (01/24/19)
Field goal percentage	.672 (43-64)	Wofford vs The Citadel (01/03/19)
	.667 (38-57)	Samford at Wofford (01/24/19)
	.610 (36-59)	ETSU vs Chattanooga (01/05/19)
	.600 (30-50)	ETSU vs Furman (12/29/18)
	.565 (35-62)	Samford vs VMI (12/29/18)
3-Pt FG made	17	The Citadel at Samford (01/17/19)
	17	Wofford vs Samford (01/24/19)
	15	Wofford vs The Citadel (01/03/19)
	15	Furman at VMI (01/10/19)
	14	The Citadel at Furman (01/05/19)
	14	The Citadel vs ETSU (01/10/19)
	14	ETSU at The Citadel (01/10/19)
	14	ETSU at The Citadel (01/10/19)
3-Pt FG attempts	46	The Citadel at Samford (01/17/19)
	43	The Citadel at Furman (01/05/19)
	43	The Citadel vs Western Carolina (01/12/19)
	38	Furman vs The Citadel (01/05/19)
	37	Western Carolina at Furman (12/01/18)
	37	The Citadel at Chattanooga (01/19/19)
3-Pt percentage	.733 (11-15)	Samford at Wofford (01/24/19)
	.577 (15-26)	Wofford vs The Citadel (01/03/19)
	.556 (10-18)	Furman at UNC Greensboro (01/12/19)
	.526 (10-19)	Mercer vs VMI (01/24/19)
	.500 (12-24)	Chattanooga vs Samford (01/12/19)
	.500 (11-22)	Chattanooga at Western Carolina (01/03/19)
	.500 (11-22)	UNC Greensboro at ETSU (01/19/19)
	.500 (9-18)	ETSU vs Chattanooga (01/05/19)
Free throws made	.500 (9-18)	Mercer at Chattanooga (01/17/19)
	27	UNC Greensboro at Samford (12/22/18)
	27	Mercer at Samford (01/19/19)
	24	Samford vs UNC Greensboro (12/22/18)
	22	UNC Greensboro at VMI (01/05/19)
	20	UNC Greensboro vs Chattanooga (12/29/18)
	20	Western Carolina at The Citadel (01/12/19)
20	The Citadel vs Western Carolina (01/12/19)	

Free throw attempts	36	UNC Greensboro at Samford (12/22/18)
	35	Mercer at Samford (01/19/19)
	32	Samford vs UNC Greensboro (12/22/18)
	27	Western Carolina vs Chattanooga (01/03/19)
	27	UNC Greensboro at VMI (01/05/19)
Free throw percentage	.950 (19-20)	The Citadel vs Western Carolina (01/12/19)
	.941 (16-17)	Samford at Wofford (01/24/19)
	.917 (11-12)	Furman at VMI (01/10/19)
	.909 (20-22)	ETSU at Mercer (01/12/19)
	.900 (9-10)	UNC Greensboro vs Chattanooga (12/29/18)
Rebounds	53	Chattanooga at Furman (01/24/19)
	53	Furman vs Western Carolina (12/01/18)
	50	Furman vs The Citadel (01/05/19)
	50	ETSU at The Citadel (01/10/19)
	50	Western Carolina at The Citadel (01/12/19)
Assists	24	ETSU at Mercer (01/12/19)
	24	Wofford vs The Citadel (01/03/19)
	22	ETSU at The Citadel (01/10/19)
	22	ETSU vs Chattanooga (01/05/19)
	21	Wofford vs Samford (01/24/19)
Steals	21	Samford vs VMI (12/29/18)
	21	Furman at VMI (01/10/19)
	21	Samford at Wofford (01/24/19)
	15	The Citadel vs Western Carolina (01/12/19)
	12	UNC Greensboro at ETSU (01/19/19)
	12	Furman vs Chattanooga (01/24/19)
	11	ETSU vs Samford (01/03/19)
	11	Samford at ETSU (01/03/19)
	11	Mercer at Furman (01/03/19)
	11	Furman vs The Citadel (01/05/19)
	11	UNC Greensboro at VMI (01/05/19)
Blocked shots	11	Furman at VMI (01/10/19)
	11	Wofford at VMI (01/12/19)
	11	ETSU vs UNC Greensboro (01/19/19)
	11	UNC Greensboro vs The Citadel (01/24/19)
	8	Furman vs Western Carolina (12/01/18)
	8	ETSU vs UNC Greensboro (01/19/19)
	7	ETSU at The Citadel (01/10/19)
Turnovers	7	UNC Greensboro vs Furman (01/12/19)
	7	The Citadel at Samford (01/17/19)
	29	Western Carolina at The Citadel (01/12/19)
	22	VMI vs Wofford (01/12/19)
	21	Furman at UNC Greensboro (01/12/19)
	19	VMI vs UNC Greensboro (01/05/19)
	18	Western Carolina vs Wofford (12/29/18)
	18	ETSU vs Samford (01/03/19)
	18	Samford at ETSU (01/03/19)
	18	VMI vs Furman (01/10/19)
	18	Western Carolina vs UNC Greensboro (01/17/19)
Fouls	18	Western Carolina at VMI (01/19/19)
	18	The Citadel at UNC Greensboro (01/24/19)
	26	Western Carolina at The Citadel (01/12/19)
	25	UNC Greensboro vs Chattanooga (12/29/18)
	25	Samford vs Mercer (01/19/19)
	23	Wofford at Western Carolina (12/29/18)
	22	Samford vs UNC Greensboro (12/22/18)
22	Western Carolina vs Chattanooga (01/03/19)	
22	Western Carolina at VMI (01/19/19)	

2018-19 Southern Conference
Conference Individual Highs
Through games of Jan 25, 2019 (Conference games only)

INDIVIDUAL PLAYER GAME HIGHS

Points	36		Ross Cummings (Mercer) vs Western Carolina (01/10/19)
	33		Bubba Parham (VMI) vs Western Carolina (01/19/19)
	32		Lew Stallworth (The Citadel) vs Western Carolina (01/12/19)
	32		Ross Cummings (Mercer) at Samford (01/19/19)
	31		Brandon Austin (Samford) at Wofford (01/24/19)
	31		Fletcher Magee (Wofford) vs Samford (01/24/19)
Field goals made	12		Carlos Dotson (Western Carolina) at Furman (12/01/18)
	12		Ross Cummings (Mercer) vs Western Carolina (01/10/19)
	12		Lew Stallworth (The Citadel) vs Western Carolina (01/12/19)
	11		Matt Rafferty (Furman) vs The Citadel (01/05/19)
	11		Josh Sharkey (Samford) vs Mercer (01/19/19)
	11		Bubba Parham (VMI) vs Western Carolina (01/19/19)
	11		Fletcher Magee (Wofford) vs Samford (01/24/19)
	11		Brandon Austin (Samford) at Wofford (01/24/19)
Field goal attempts	26		Jordan Lyons (Furman) vs Western Carolina (12/01/18)
	24		Fletcher Magee (Wofford) vs Samford (01/24/19)
	21		Tray Boyd III (ETSU) vs Samford (01/03/19)
	21		Francis Alonso (UNC Greensboro) at Western Carolina (01/17/19)
	21		Bubba Parham (VMI) vs Western Carolina (01/19/19)
Field goal percentage	.800	(8-10)	Isaiah Miller (UNC Greensboro) at Samford (12/22/18)
	.800	(8-10)	Jeromy Rodriguez (ETSU) vs Furman (12/29/18)
	.800	(8-10)	Ramon Vila (Chattanooga) vs Samford (01/12/19)
	.800	(8-10)	Carlos Dotson (Western Carolina) vs UNC Greensboro (01/17/19)
	.800	(8-10)	Ruben Guerrero (Samford) at Wofford (01/24/19)
3-Pt FG made	8		Matt Frierson (The Citadel) at Samford (01/17/19)
	7		Ross Cummings (Mercer) vs Western Carolina (01/10/19)
	7		Fletcher Magee (Wofford) vs Samford (01/24/19)
	6		Ross Cummings (Mercer) at The Citadel (12/01/18)
	6		Jordan Lyons (Furman) vs Western Carolina (12/01/18)
	6		Bubba Parham (VMI) at Samford (12/29/18)
	6		Fletcher Magee (Wofford) vs The Citadel (01/03/19)
	6		Brandon Austin (Samford) vs The Citadel (01/17/19)
	6		Matt Halvorsen (Western Carolina) at VMI (01/19/19)
	6		Matt Frierson (The Citadel) at UNC Greensboro (01/24/19)
	6		Ross Cummings (Mercer) vs VMI (01/24/19)
	6		Brandon Austin (Samford) at Wofford (01/24/19)
3-Pt FG attempts	19		Fletcher Magee (Wofford) vs Samford (01/24/19)
	17		Jordan Lyons (Furman) vs Western Carolina (12/01/18)
	15		Matt Frierson (The Citadel) at Samford (01/17/19)
	15		Matt Frierson (The Citadel) at UNC Greensboro (01/24/19)
	14		Fletcher Magee (Wofford) vs Mercer (01/05/19)
	14		Brandon Austin (Samford) vs The Citadel (01/17/19)
3-Pt percentage	1.000	(5-5)	Kevin Easley (Chattanooga) at Western Carolina (01/03/19)
	.833	(5-6)	Kevion Nolan (Samford) vs VMI (12/29/18)
	.833	(5-6)	Ross Cummings (Mercer) at Chattanooga (01/17/19)
	.833	(5-6)	Angelo Allegri (UNC Greensboro) at ETSU (01/19/19)
	.750	(6-8)	Matt Halvorsen (Western Carolina) at VMI (01/19/19)
	.750	(6-8)	Brandon Austin (Samford) at Wofford (01/24/19)
Free throws made	17		Francis Alonso (UNC Greensboro) at Samford (12/22/18)
	12		Ross Cummings (Mercer) at Samford (01/19/19)
	10		Myron Gordon (Samford) vs UNC Greensboro (12/22/18)
	10		Matt Rafferty (Furman) at UNC Greensboro (01/12/19)
	8		Matt Halvorsen (Western Carolina) vs Chattanooga (01/03/19)
	8		Matt Halvorsen (Western Carolina) at The Citadel (01/12/19)
Free throw attempts	21		Francis Alonso (UNC Greensboro) at Samford (12/22/18)

	12		Ross Cummings (Mercer) at Samford (01/19/19)
	11		Myron Gordon (Samford) vs UNC Greensboro (12/22/18)
	11		Zane Najdawi (The Citadel) vs Western Carolina (01/12/19)
	10		Matt Rafferty (Furman) at UNC Greensboro (01/12/19)
	10		Cameron Jackson (Wofford) at VMI (01/12/19)
	10		Brandon Austin (Samford) vs The Citadel (01/17/19)
	10		Bubba Parham (VMI) vs Western Carolina (01/19/19)
Free throw percentage	1.000	(12-12)	Ross Cummings (Mercer) at Samford (01/19/19)
	1.000	(10-10)	Matt Rafferty (Furman) at UNC Greensboro (01/12/19)
	1.000	(8-8)	Matt Halvorsen (Western Carolina) vs Chattanooga (01/03/19)
	.909	(10-11)	Myron Gordon (Samford) vs UNC Greensboro (12/22/18)
	.889	(8-9)	Matt Halvorsen (Western Carolina) at The Citadel (01/12/19)
Rebounds	19		Jeromy Rodriguez (ETSU) vs Samford (01/03/19)
	18		Jeromy Rodriguez (ETSU) at Mercer (01/12/19)
	17		Mladen Armus (ETSU) vs Samford (01/03/19)
	15		Matt Rafferty (Furman) vs Western Carolina (12/01/18)
	15		Carlos Dotson (Western Carolina) vs Samford (01/05/19)
	15		James Dickey (UNC Greensboro) vs The Citadel (01/24/19)
Assists	16		Josh Sharkey (Samford) at Wofford (01/24/19)
	14		Josh Sharkey (Samford) at ETSU (01/03/19)
	10		Alex Hunter (Furman) vs Western Carolina (12/01/18)
	10		Josh Sharkey (Samford) vs Mercer (01/19/19)
	9		Josh Sharkey (Samford) vs UNC Greensboro (12/22/18)
	9		Demetrius Troy (UNC Greensboro) vs The Citadel (01/24/19)
	9		Cameron Jackson (Wofford) vs Samford (01/24/19)
Steals	7		Matt Rafferty (Furman) at VMI (01/10/19)
	6		Josh Sharkey (Samford) vs UNC Greensboro (12/22/18)
	6		Isaiah Miller (UNC Greensboro) vs Chattanooga (12/29/18)
	6		Isaiah Miller (UNC Greensboro) at ETSU (01/19/19)
	6		Matt Rafferty (Furman) vs Chattanooga (01/24/19)
Blocked shots	4		Matt Rafferty (Furman) vs Western Carolina (12/01/18)
	4		Ruben Guerrero (Samford) vs VMI (12/29/18)
	4		James Dickey (UNC Greensboro) vs Furman (01/12/19)
	4		James Dickey (UNC Greensboro) at ETSU (01/19/19)
	4		Fardaws Aimaq (Mercer) at Samford (01/19/19)
Turnovers	8		Josh Sharkey (Samford) at ETSU (01/03/19)
	8		Josh Sharkey (Samford) at Wofford (01/24/19)
	6		Jordan Lyons (Furman) vs Western Carolina (12/01/18)
	6		Bubba Parham (VMI) at Chattanooga (12/09/18)
	6		Lew Stallworth (The Citadel) at Furman (01/05/19)
	6		Onno Steger (Western Carolina) at The Citadel (01/12/19)
	6		Jordan Lyons (Furman) at UNC Greensboro (01/12/19)