

2018-2019

Southern Conference Men's Basketball



#SoConHoops

702 North Pine Street, Spartanburg, SC 29303 • 864-591-5100 • Fax: 864-591-3448

Phil Perry, Assistant Commissioner for Media Relations (MBK contact)

facebook.com/SouthernConference • twitter.com/SoConSports • instagram.com/SouthernConference

2018-19 SOUTHERN CONFERENCE BASKETBALL STANDINGS

	Conference					Overall					
	W-L	Pct.	H	A	ST	W-L	Pct.	H	A	N	ST
Wofford	9-0	1.000	6-0	3-0	W9	17-4	.810	12-1	5-3	0-0	W8
UNCG	8-1	.889	4-1	4-0	W5	19-3	.864	10-1	8-2	1-0	W5
ETSU	7-2	.778	4-1	3-1	W1	17-5	.773	10-1	6-4	1-0	W1
Furman	5-4	.556	4-1	1-3	L1	16-5	.762	10-1	6-4	0-0	L1
Chattanooga	5-4	.556	4-0	1-4	L2	10-12	.455	8-1	2-9	0-2	L2
Samford	3-6	.333	2-2	1-4	W1	13-9	.591	9-3	4-6	0-0	W1
Mercer	3-6	.333	2-1	1-5	L1	8-13	.381	7-2	1-10	0-1	L1
The Citadel	2-7	.222	2-2	0-5	W1	10-10	.500	7-3	3-7	0-0	W1
Western Carolina	2-7	.222	1-4	1-3	L3	5-17	.227	3-5	2-10	0-2	L3
VMI	1-8	.111	1-3	0-5	L2	7-14	.333	6-4	1-10	0-0	L2

UPCOMING SCHEDULE (ALL TIMES EASTERN)

Jan. 31 (Thursday)

*Furman at The Citadel, 7 p.m.	ESPN+
*Wofford at Mercer, 7 p.m.	ESPN+
*VMI at UNCG, 7 p.m.	ESPN3
*ETSU at Samford, 7:30 p.m.	ESPN3
*Western Carolina at Chattanooga, 8 p.m.	ESPN+

Feb. 2 (Saturday)

*Wofford at The Citadel, 1 p.m.	Nexstar/ESPN3
*Western Carolina at Samford, 3 p.m.	ESPN3
*Furman at Mercer, 4 p.m.	ESPN+
*ETSU at Chattanooga, 4:30 p.m.	ESPN3

Nexstar affiliates for Feb. 2:

WYCW (Greenville/Spartanburg/Asheville)
WJHL (Johnson City)
WCBD (Charleston)

Feb. 7 (Thursday)

*Wofford at ETSU, 7 p.m.	ESPN+
*Samford at UNCG, 7 p.m.	ESPN+
*Chattanooga at VMI, 7 p.m.	ESPN3
*Furman at Western Carolina, 7:30 p.m.	ESPN3

Feb. 9 (Saturday)

*Samford at VMI, 1 p.m.	ESPN+
*The Citadel at Mercer, 4 p.m.	ESPN3
*ETSU at Furman, 4 p.m.	Nexstar/ESPN+
*UNCG at Chattanooga, 7 p.m.	ESPN+
*Western Carolina at Wofford, 7 p.m.	ESPN+

Nexstar affiliates for Feb. 9:

WYCW (Greenville/Spartanburg/Asheville)
WJHL (Johnson City)
WWCV (Lynchburg)

SOCON PLAYER OF THE WEEK (1/29)

Patrick Good, G, R-So. ETSU

Good scored a career-high 35 points in the Bucs' 91-69 win at Western Carolina on Saturday. The Johnson City, Tennessee, native hit a school-record 11 3-pointers in the win, making 10 of his first 12 on the day and finishing 11-for-17 (.647) to break the school record of 10 3s held by Courtney Pigram since 2009. Good shot 66.7 percent from the floor overall, making 12 of his 18 attempts. He became the 16th player in school history to score at least 35 points in a game.

Good's 11 3-pointers are tied for third-most in by a Division I player this season, trailing only the NCAA record-matching 15 hit by Furman's Jordan Lyons and Robert Morris' Josh Williams in November. Good's 11 triples are also good for a tie for third in a game in SoCon history.

The win ran ETSU's record to 17-5 on the season, including a 7-2 mark in league play. The third-place Bucs head to Samford (13-9, 3-6 SoCon) on Thursday before wrapping up their three-game road swing at Chattanooga (10-12, 5-4) on Saturday. Both contests can be viewed live on ESPN3.



CONFERENCE NEWS AND NOTES

- The second half of the Southern Conference league schedule gets under way Thursday with all 10 teams back in action.

- UNCG and Wofford are both off to school-record starts. The Spartans are 19-3 overall on the season and need one win for their third straight 20-win campaign, a feat never accomplished in program history. The Terriers are 17-4 on the season, including a perfect 9-0 in SoCon action, and have won eight straight overall and 12 straight at home.

- Chattanooga puts its eight-game home winning streak on the line when it hosts Western Carolina on Thursday. The Mocs earned a 73-62 road win over the Catamounts on Jan. 3.

- ETSU redshirt sophomore Patrick Good hit a school-record 11 3-pointers en route to a 35-point night in the Bucs' 91-69 win at Western Carolina on Saturday.

- The Citadel snapped an eight-game losing streak Saturday with a buzzer-beating 84-82 win over military rival VMI. Quayson Williams scored his only two points of the evening on a coast-to-coast layup that dropped as time expired to give the Bulldogs the win. Lew Stallworth, whose jumper 36 seconds left tied the game at 82, finished with a game-high 29 points.

- One game after dropping a 107-106 game in overtime at Wofford on a Storm Murphy buzzer-beater, Samford rebounded with a dramatic 75-73 win at Furman on Saturday. Robert Allen, a 6-8 freshman forward, hit the go-ahead 3-pointer with just over 5 seconds left to cap the Bulldogs' 14-2 run to end the game. The win also snapped Furman's 13-game home winning streak that dated back to last season.

- The SoCon has three teams in the CollegeInsider.com Mid-Major Top 25, the most of any league. All three are inside the top 10, as Wofford is No. 2, UNCG is No. 5 and ETSU is No. 9. Furman dropped out from No. 19 after Saturday's loss to Samford but is still receiving votes.

- Wofford continues to receive votes in both the Associated Press Top 25 and USA Today Coaches Top 25, while Furman is receiving votes in the coaches' poll.

- VMI's Bubba Parham leads the SoCon in scoring at 21.1 points per game and has scored at least 30 five times this season, needing one more 30-point game to match last season's league leader, Wofford's Fletcher Magee. Magee's six 30-point efforts in 2017-18 were the most in the SoCon since College of Charleston's Andrew Goudelock did it seven times in 2010-11.

- Samford junior guard Josh Sharkey is averaging 7.5 assists per game and has 165 total this season, ranking third in NCAA Division I in both categories. At his current rate, Sharkey is on pace to total 240 for the season, which would rank fifth in a season in SoCon history. He has three straight 10-plus assist games.

For additional notes, see page 2

CONFERENCE NEWS AND NOTES

• Furman's Matt Rafferty fell one rebound and three assists shy of a triple-double in the Paladins' loss to Samford on Saturday, as he finished with 21 points, nine rebounds and seven assists. He also added five steals to take the league lead at 2.8 per game.

• Rafferty leads the SoCon in field-goal percentage at 63.0, a mark that would rank 10th in a season in league history.

• Western Carolina freshman Kameron Gibson scored 28 points in the Catamounts' 91-69 loss to ETSU on Saturday. He was 9-for-12 from the floor, including a 5-for-6 effort from 3-point range. He was also perfect in his five free-throw attempts.

• Chattanooga forward Kevin Easley is the top-scoring freshman in the league at 14.7 points per game and ranks 10th in the SoCon overall.

• In league games, Mercer's Ross Cummings paces the SoCon with 22.6 points per game.

• Wofford's Fletcher Magee has scored 2,201 career points and needs just 98 to enter the SoCon's career top 10 in that category.

• Magee hit six 3-pointers in Wofford's 80-69 win over Chattanooga on Saturday, moving up four spots on the NCAA Division I career list to fourth all-time with 436, 14 back of third place. Former SoCon record-holder Stephen Curry of Davidson is 10th with 414. Magee is third in DI this season with 4.05 3-pointers per game.

Career 3-pointers, NCAA Division I history

504	Travis Bader, Oakland	2010-14
457	J.J. Redick, Duke	2002-06
450	David Holston, Chicago State	2005-09
436	Fletcher Magee, Wofford	2015-pr.
435	Keydren Clark, Saint Peter's	2002-06
434	Damon Lynn, NJIT	2013-17
431	Chris Lofton, Tennessee	2004-08
431	Kevin Foster, Santa Clara	2008-13
416	Akeem Richmond, East Carolina	2010-14
414	Stephen Curry, Davidson	2006-09

• Citadel senior Matt Frierson become the school's ca-

reer leader in 3-pointers on Jan. 24. With 303 now to his credit, he sits seventh in SoCon history, nine back of sixth-place Karl Cochran of Wofford, who hit 312 from 2011-15. Frierson is second in Division I this season with 4.15 3-pointers per game.

• ETSU leads DI in rebounding margin at +13.3 per game and total rebounds at 929. Since 1984-85, just one SoCon team has posted a double-digit rebounding margin for a season, when Chattanooga posted a +10.8 differential in 2004-05.

• ETSU redshirt junior forward Jeremy Rodriguez is fourth in DI with 256 total rebounds and is sixth with 11.6 per game. Rodriguez, who is scoring at a clip of 11.7 points per game, is in position to be the first SoCon player to average a double-double for the season since UNCG's Ben Stywall averaged 14.3 points and 10.4 rebounds per game in 2009-10. Rodriguez is ninth in DI with 12 double-doubles so far this season.

• In a statistical oddity, Western Carolina is last in the league in field-goal percentage defense, allowing opponents to shoot 47.7 percent from the field, but leads the SoCon in 3-point field-goal percentage defense, holding its opposition to just 32.5 percent from long range.

• The Citadel is second in Division I in scoring offense at 90.1 points per game, a mark that would rank sixth in a season in SoCon history if the season ended today.

• The Bulldogs pace the SoCon with 16.8 assists per game, which would be good for sixth in a season in conference history. Furman is second this season with 16.0 assists per game, which would tie for 10th in a season in school history.

• With 131 career victories, UNCG coach Wes Miller is seven wins shy of entering the SoCon's career top 25. The Spartans have at least 10 more contests on the schedule this season. Wofford coach Mike Young is second in SoCon history with 286.

• Samford went 11-for-15 from 3-point range in a 107-106 loss at Wofford on Jan. 24, with its 73.3 percent shooting from long range good for the fifth-best single-game mark in SoCon history.

Did you know?

• UNCG coach Wes Miller became the winningest coach in school history earlier this season, as the Spartans' 85-72 win over Chattanooga on Dec. 29 was the 125th of his career.

• Furman's Matt Rafferty and The Citadel's Matt Frierson both reached 1,000 points for their careers on Jan. 3. They joined The Citadel's Zane Najdawi, UNCG's Francis Alonso and Wofford's Cameron Jackson and Fletcher Magee as active SoCon players with 1,000 or more career points.

• VMI sophomore guard Bubba Parham scored at least 30 points in four straight contests from Nov. 18-27, making him the first SoCon player to accomplish that feat since Davidson's Stephen Curry did so from Nov. 17-24, 2008.

• Furman's Jordan Lyons' 54 points against North Greenville on Nov. 13 were the most scored by an NCAA Division I player since Jodie Meeks of Kentucky scored 54 in 2009.

SoCON PLAYERS OF THE WEEK

Nov. 13	Josh Sharkey, Jr., G, SAM
Nov. 20	Jordan Lyons, Jr., G, FUR
Nov. 27	Lew Stallworth, Gr., G, CIT
Dec. 4	Lew Stallworth, Gr., G, CIT
Dec. 11	Jeremy Rodriguez, R-Jr., F, ETSU
Dec. 18	Matt Rafferty, Sr., F, FUR
Dec. 24	Francis Alonso, Sr., G, UNCG
Dec. 31	Jeremy Rodriguez, R-Jr., F, ETSU
Jan. 8	Matt Rafferty, Sr., F, FUR
Jan. 15	Ross Cummings, Jr., G, MER
Jan. 22	Kevin Easley, Fr., F, UTC
Jan. 29	Patrick Good, G, R-So., ETSU
Feb. 5	
Feb. 12	
Feb. 19	
Feb. 26	

SoCON PLAYERS OF THE MONTH

November	Matt Rafferty, Sr., F, FUR
December	Cameron Jackson, Sr., F, WOF
January	
February	

SoCON STUDENT-ATHLETE OF THE WEEK

Jan. 2	Zane Najdawi, Sr., F, CIT
Jan. 9	Mladen Armus, So., F, ETSU

THE SoCON vs. RANKED TEAMS

Furman's win at No. 8 Villanova on Nov. 17 was the SoCon's second road victory over a top-10 opponent in as many seasons, as Wofford downed then-No. 5 North Carolina in 2017. Coincidentally, Villanova and North Carolina were both defending national champions.

Southern Conference ranked wins since 1997-98

SoCon	Opp.	Score	Date
Furman	#8 Villanova	76-68 (OT)	11/17/18
Wofford	#5 North Carolina	79-75	12/20/17
Col. of Charleston	#21 Baylor	63-59	11/24/12
Davidson	#12 Kansas	80-74	12/19/11
Col. of Charleston	#9 North Carolina	82-79 (OT)	1/4/10
#23 Davidson	#24 Gonzaga	82-76	3/21/08
#23 Davidson	#8 Georgetown	74-70	3/23/08
#23 Davidson	#6 Wisconsin	73-56	3/28/08
Col. of Charleston	#3 North Carolina	66-64	12/5/98

SoCON COACHING RECORDS

Coach, school	Career (yrs.)	School (yrs.)	SoCon (yrs.)
Duggar Baucom, The Citadel	231-252 (16th)	43-74 (4th)	21-60 (5th)
Steve Forbes, ETSU	249-94 (11th)	93-34 (4th)	49-14 (4th)
Bob Richey, Furman	39-16 (2nd)	Same	18-9 (2nd)
Bob Hoffman, Mercer	517-313 (25th)	206-158 (11th)	43-38 (5th)
Wes Miller, UNCG	131-113 (8th)	Same	76-54 (8th)
Scott Padgett, Samford	70-85 (5th)	Same	27-54 (5th)
Lamont Paris, Chattanooga	20-35 (2nd)	Same	8-19 (2nd)
Dan Earl, VMI	31-80 (4th)	Same	12-51 (4th)
Mark Prosser, Western Carolina	10-40 (2nd)	5-17 (1st)	2-7 (1st)
Mike Young, Wofford	286-243 (17th)	Same	166-124 (17th)

COLLEGEINSIDER.COM MID-MAJOR TOP 25

School (1st-place)	PS	N12	N19	N26	D3	D10	D17	D24	D31	J7	J14	J21	J28
Gonzaga (31)	1	1	1	1	1	1	1	1	1	1	1	1	1
Wofford	8	5	9	7	5	7	7	11	8	6	3	3	2
Buffalo	2	2	2	2	2	2	2	2	2	2	2	2	3
Hofstra	-	-	-	-	-	-	-	23	22	13	5	5	4
UNC Greensboro	20	19	13	5	6	5	5	5	4	3	10	7	5
Belmont	17	10	5	3	4	4	4	4	6	8	6	11	6
Murray State	18	16	10	11	12	11	10	10	9	4	4	4	7
Lipscomb	22	22	18	8	7	8	11	9	11	11	11	8	8
ETSU	-	-	-	-	-	-	-	-	-	14	8	9	9
San Francisco	-	-	-	21	22	17	12	8	10	7	9	6	10
UC Irvine	24	23	15	17	18	13	13	14	15	12	7	10	11
Liberty	-	-	-	-	24	24	17	22	20	17	16	12	12
South Dakota State	5	3	7	10	8	10	14	17	17	21	19	18	13
Vermont	-	-	-	-	-	-	23	-	-	-	23	14	14
New Mexico State	-	-	-	-	25	25	18	18	14	19	17	16	15
Toledo	13	13	-	16	9	6	6	6	3	9	15	15	16
Stony Brook	-	-	-	25	14	15	15	16	16	15	14	13	17
Texas State	-	-	-	-	-	-	20	21	21	24	22	17	18
Yale	25	25	-	-	-	-	-	-	-	-	24	21	19
Northern Kentucky	-	-	24	-	23	-	-	-	-	-	-	-	20
Georgia State	12	15	16	20	-	23	-	-	-	20	18	20	21
Montana	16	14	19	13	17	19	19	15	13	18	20	22	22
Charleston	-	24	25	24	13	12	9	7	7	10	13	23	23
Radford	-	-	-	-	16	21	-	-	-	-	-	-	24
UC Santa Barbara	-	-	-	-	-	-	-	-	-	-	25	24	25
Furman	-	20	6	4	3	3	3	3	5	5	12	19	-
Jacksonville State	-	-	-	-	-	-	-	-	-	-	-	25	-
Loyola Marymount	-	-	22	14	11	9	8	12	12	16	21	-	-
Kent State	-	-	-	-	-	-	-	20	19	22	-	-	-
NJIT	-	-	-	-	-	-	25	24	25	23	-	-	-
Ball State	-	-	-	-	-	-	-	-	-	25	-	-	-
Louisiana	11	12	23	23	19	16	21	19	18	-	-	-	-
Penn	23	18	21	-	-	20	16	13	23	-	-	-	-
Drake	-	-	-	-	-	-	-	25	24	-	-	-	-
BYU	4	4	3	6	15	14	22	-	-	-	-	-	-
San Diego	-	-	-	-	-	22	24	-	-	-	-	-	-
Georgia Southern	-	-	17	12	21	18	-	-	-	-	-	-	-
Loyola Chicago	3	8	8	9	10	-	-	-	-	-	-	-	-
Illinois State	14	17	14	19	20	-	-	-	-	-	-	-	-
Saint Mary's	9	7	4	15	-	-	-	-	-	-	-	-	-
Bradley	-	-	-	18	-	-	-	-	-	-	-	-	-
Harvard	7	11	12	22	-	-	-	-	-	-	-	-	-
Northeastern	6	6	11	-	-	-	-	-	-	-	-	-	-
Southern Illinois	10	9	20	-	-	-	-	-	-	-	-	-	-
Stephen F. Austin	19	21	-	-	-	-	-	-	-	-	-	-	-
Rider	15	-	-	-	-	-	-	-	-	-	-	-	-
Wright State	21	-	-	-	-	-	-	-	-	-	-	-	-

Others receiving votes: Kent State 55, **Furman 53**, Saint Mary's 47, Jacksonville State 27, Loyola Marymount 24, San Diego 24, Sam Houston State 21, Drake 19, Loyola Chicago 19, BYU 18, Bowling Green 17, Georgia Southern 17, Grand Canyon 16, Abeline Christian 15, Princeton 15, Louisiana 7, UMBC 5, Northeastern 4, CSU Bakersfield, NJIT 2, Utah Valley 2, Valparaiso 2, Delaware 1, Robert Morris 1, Norfolk State 1, Penn 1.

NATIONAL/REGIONAL RECOGNITION

Jerry West Shooting Guard of the Year Award

Watch list

Fletcher Magee, Wofford, Sr., G

Lou Henson Award (top DI mid-major player)

Initial watch list

Matt Rafferty, Furman, Sr., F
Francis Alonso, UNCG, Sr., G
James Dickey, UNCG, Jr., F
Cameron Jackson, Wofford, R-Sr., F
Fletcher Magee, Wofford, Sr., G

Midseason watch list

Matt Rafferty, Furman, Sr., F
Francis Alonso, UNCG, Sr., G
Cameron Jackson, Wofford, R-Sr., F
Fletcher Magee, Wofford, Sr., G

Kareem Abdul-Jabbar Award Watch List

James Dickey, UNCG, Jr., F

Senior CLASS Award candidate

Zane Najdawi, The Citadel, Sr., F

Andy Katz National Player of the Week

Jordan Lyons, Furman, Jr., G Nov. 19, 2018

ALL-AROUND SUCCESS

Furman senior forward Matt Rafferty is the only player in the SoCon to rank in the top 10 in scoring, rebounding, assists, steals and blocked shots – and he's in the top five in each. Only three other qualified players in the league appear in the top 10 in even three of those categories, with Cameron Jackson of Wofford appearing in four.

	Pts	Reb	Ast	St	Blk
Matt Rafferty, FUR	5th 17.7	3rd 9.1	4th 4.3	1st 2.8	5th 1.1
Cameron Jackson, WOF	9th 15.2	6th 7.9	x x	6th 1.5	3rd 1.2
Jeromy Rodriguez, ETSU	x	1st 11.6	x x	8th 1.2	9th 0.8
Josh Sharkey, SAM	8th 16.0	x	1st 7.5	t2nd 2.8	x

SPECIALTY STATS LEADERS

50-point games	Ovr.	SoCon
Jordan Lyons, FUR	1	0

40-point games	Ovr.	SoCon
Jordan Lyons, FUR	1	0

30-point games	Ovr.	SoCon
Bubba Parham, VMI	5	1
Ross Cummings, MER	3	2
Matt Frierson, CIT	1	0
Lew Stallworth, CIT	1	1
Patrick Good, ETSU	1	1
Jordan Lyons, FUR	1	0
Francis Alonso, UNCG	1	1
Kyrin Galloway, UNCG	1	0
Brandon Austin, SAM	1	1
Kameron Gibson, WCU	1	0
Nathan Hoover, WOF	1	0
Fletcher Magee, WOF	1	1

20-point games	Ovr.	SoCon
Bubba Parham, VMI	11	4
Fletcher Magee, WOF	10	7
Lew Stallworth, CIT	9	4
Ross Cummings, MER	9	7
Matt Rafferty, FUR	8	5
Josh Sharkey, SAM	8	4
Francis Alonso, UNCG	7	2
Kevin Easley, UTC	6	4
Tray Boyd III, ETSU	5	1
Jordan Lyons, FUR	5	2
Brandon Austin, SAM	5	2
Kameron Gibson, WCU	5	3
Cameron Jackson, WOF	5	2
Matt Frierson, CIT	4	1
Isaiah Miller, UNCG	4	4
Nathan Hoover, WOF	4	3
Kaiden Rice, CIT	3	0
Ruben Guerrero, SAM	3	1
Zane Najdawi, CIT	2	1
Alex Reed, CIT	2	1
Jeromy Rodriguez, ETSU	2	1
Daivien Williamson, ETSU	2	2
Clay Mounce, FUR	2	0
Djordje Dimitrijevic, MER	2	1
Kaleb Hunter, UNCG	2	1
Myron Gordon, SAM	2	1
Carlos Dotson, WCU	2	1
Matt Halvorsen, WCU	2	1
Onno Steger, WCU	2	2
Mladen Armus, ETSU	1	1
Patrick Good, ETSU	1	1
Kyrin Galloway, UNCG	1	0
Kevin Nolan, SAM	1	0
Jerry Johnson Jr., UTC	1	0
Garrett Gilkeson, VMI	1	0
Jake Stephens, VMI	1	0

15-rebound games	Ovr.	SoCon
Jeromy Rodriguez, ETSU	5	2
Matt Rafferty, FUR	2	1
Carlos Dotson, WCU	2	1
Mladen Armus, ETSU	1	1
James Dickey, UNCG	1	1
Ruben Guerrero, SAM	1	0
Thomas Smallwood, UTC	1	0

10-rebound games	Ovr.	SoCon
Jeromy Rodriguez, ETSU	15	5
Matt Rafferty, FUR	10	5
Carlos Dotson, WCU	10	6
Mladen Armus, ETSU	8	3
Zane Najdawi, CIT	6	3
James Dickey, UNCG	5	2
Robert Allen, SAM	5	1
Ruben Guerrero, SAM	5	3
Cameron Jackson, WOF	5	2
Clay Mounce, FUR	4	2
Tyler Creammer, VMI	4	1
Hayden Brown, CIT	3	2
Kevin Easley, UTC	3	2
Keve Aluma, WOF	3	2
Lew Stallworth, CIT	2	0
Brandon Austin, SAM	2	1

10-rebound games (cont.)	Ovr.	SoCon
Garrett Gilkeson, VMI	2	1
Marc Gosselin, WCU	2	1
Chevez Goodwin, WOF	2	1
Kaelon Harris, CIT	1	0
Alex Reed, CIT	1	0
D'Andre Bernard, ETSU	1	0
Octavion Corley, ETSU	1	0
Fardaws Aimag, MER	1	0
Ethan Stair, MER	1	1
Jaylen Stowe, MER	1	0
Eric Hamilton, UNCG	1	1
Josh Sharkey, SAM	1	0
Thomas Smallwood, UTC	1	0
Ramon Vila, UTC	1	1

15-assist games	Ovr.	SoCon
Josh Sharkey, SAM	1	1

10-assist games	Ovr.	SoCon
Josh Sharkey, SAM	6	4
Lew Stallworth, CIT	3	0
Quayson Williams, CIT	1	0
Alex Hunter, FUR	1	1
Donovann Toatley, UTC	1	0
Greg Parham, VMI	1	0

5-block games	Ovr.	SoCon
Zane Najdawi, CIT	1	0
Octavion Corley, ETSU	1	0

Double-doubles	Ovr.	SoCon
Jeromy Rodriguez, ETSU	12	5
Matt Rafferty, FUR	10	5
Carlos Dotson, WCU	9	5
Josh Sharkey, SAM+	7	4
Zane Najdawi, CIT	6	3
Lew Stallworth, CIT^	5	1
Ruben Guerrero, SAM	4	2
Cameron Jackson, WOF	4	1
Mladen Armus, ETSU	3	2
Clay Mounce, FUR	3	2
Hayden Brown, CIT	2	1
James Dickey, UNCG	2	1
Robert Allen, SAM	2	1
Brandon Austin, SAM	2	1
Kevin Easley, UTC	2	2
Tyler Creammer, VMI	2	1
Garrett Gilkeson, VMI	2	1
Alex Hunter, FUR*	1	1
Ethan Stair, MER	1	1
Jaylen Stowe, MER	1	0
Eric Hamilton, UNCG	1	1
Thomas Smallwood, UTC	1	0
Ramon Vila, UTC	1	1
Greg Parham, VMI*	1	0
Marc Gosselin, WCU	1	0
Chevez Goodwin, WOF	1	0
Keve Aluma, WOF	1	1

20/15 games	Ovr.	SoCon
Jeromy Rodriguez, ETSU	2	1
Ruben Guerrero, SAM	1	0

20/10 games	Ovr.	SoCon
Matt Rafferty, FUR	3	1
Josh Sharkey, SAM*	3	2
Jeromy Rodriguez, ETSU	2	1
Ruben Guerrero, SAM	2	0
Zane Najdawi, CIT	1	0
Lew Stallworth, CIT	1	0
Mladen Armus, ETSU	1	1
Clay Mounce, FUR	1	0
Brandon Austin, SAM	1	0
Carlos Dotson, WCU	1	1

^ 3 nonconference dbl-dbls were points/assists
+ 6 were points/assists
* points/assists

SoCon 3-POINT PROWESS

• Four league players have hit at least 10 3-pointers in a game this season, highlighted by Furman's Jordan Lyons matching the SoCon and NCAA Division I records with 15 against North Greenville on Nov. 13. ETSU's Patrick Good hit a school-record 11 at Western Carolina on Jan. 26. The Citadel's Matt Frierson hit a school-record 10 in a win over Johnson University on Nov. 14 and VMI's Bubba Parham hit a school-record 10 in a loss at No. 10 Kentucky on Nov. 18. The Keydets hit 19 3s in the contest, the most ever against Kentucky and a Rupp Arena record.

• The Citadel has hit 23 3-pointers twice this season, falling one shy of the SoCon record both times. The Bulldogs set their school record with 23 against Mid-Atlantic Christian on Nov. 12 and matched it against High Point on Nov. 27.

• Furman matched its school record with 21 3-pointers against North Greenville on Nov. 13.

• The Citadel leads NCAA Division I with 12.7 made 3-pointers per game this season. The Bulldogs finished last season averaging 12.1 made 3-pointers per game, which was second in DI. Wofford finished fifth in 3-point percentage at 41.3.

• Wofford's Fletcher Magee is 10th in SoCon history with a career 3-point percentage of 42.8 (see chart on page 5).

• Magee (436, first), UNCG's Francis Alonso (359, fourth) and The Citadel's Frierson (303, seventh) are all in the top 10 in career 3-pointers in SoCon history. For more info, see the chart on the previous page.

• Six SoCon student-athletes have active streaks of at least 10 games with a made 3-pointer, led by UNCG's Francis Alonso's 55-game streak. Wofford's Magee (60) and The Citadel's Frierson (52) had similar lengthy streaks snapped earlier this season.

Consecutive games with a 3-pointer	Player, school	'18-19	'17-18	'16-17	Total
	Francis Alonso, UNCG, Sr.	22	33	x	55
	Alex Hunter, FUR, So.	13	x	x	13
	Brandon Austin, SAM, R-Jr.	13	x	x	13
	Fletcher Magee, WOF, Sr.	12	x	x	12
	Jordan Lyons, FUR	10	x	x	10
	Austin Vereen, VMI, Sr.*		10	x	10

* has yet to play this season

• Magee, whose 148 3-pointers last season were good for second in SoCon history and fifth in NCAA DI lore, is on pace for 125 this year, which would rank seventh. Frierson, whose 114 3-pointers last season were good for 10th in a season in SoCon history, is on pace for 124 this year.

Single-season 3-pointers, SoCon history	Player	Year
162	Stephen Curry, Davidson	2007-08
148	Fletcher Magee, Wofford	2017-18
135	Stephen McDowell, Chattanooga	2008-09
131	Andrew Goudeock, Col. of Charleston	2010-11
130	Keith Veney, Marshall	1996-97
130	Stephen Curry, Davidson	2008-09
123	Donald Sims, Appalachian State	2009-10
122	Stephen Curry, Davidson	2006-07
118	Keddrick Mays, Chattanooga	2006-07
114	Matt Frierson, The Citadel	2017-18

Single-season 3-pointers, NCAA history	Player	Year
162	Stephen Curry, Davidson	2007-08
158	Darrin Fitzgerald, Butler	1986-87
155	Akeem Richmond, East Carolina	2013-14
152	Freddie Banks, UNLV	1986-87
148	Fletcher Magee, Wofford	2017-18

SoCON vs. OTHER CONFERENCES

American Athletic (1-1)

11/14 SMU 98, Western Carolina 65
11/24 The Citadel 84, South Florida 81

Atlantic Coast (0-7)

11/6 #22 Clemson 100, The Citadel 80
11/6 #8 North Carolina 78, Wofford 67
11/9 Pittsburgh 94, VMI 55
11/24 NC State 78, Mercer 74
11/27 Wake Forest 71, Western Carolina 64
12/5 #15 Virginia Tech 89, VMI 68
12/5 NC State 100, Western Carolina 67

Atlantic Sun (6-1)

11/6 Samford 91, North Alabama 74
11/12 Samford 74, Kennesaw State 60
11/18 Jacksonville 74, Chattanooga 66
(Mobile, Ala.)
11/23 VMI 87, Stetson 79 (OT)
11/24 Western Carolina 77, Jacksonville 65
12/15 UNCG 53, North Alabama 48
12/21 VMI 89, North Alabama 68

Big 12 (0-3)

11/16 Texas 97, The Citadel 69
11/18 Oklahoma 75, Wofford 64
12/4 #2 Kansas 72, Wofford 47

Big East (1-1)

11/11 Creighton 75, ETSU 69
11/17 Furman 76, No. 8 Villanova 68 (OT)

Big South (12-4)

11/10 Wofford 68, High Point 60
11/13 Furman 88, Gardner-Webb 86 (OT)
11/14 VMI 78, USC Upstate 72
11/17 ETSU 76, Winthrop 74
11/25 Furman 65, UNC Asheville 51
11/27 The Citadel 112, High Point 87
12/1 Longwood 65, VMI 45
12/8 Western Carolina 71, UNC Asheville 59
12/8 #25 Furman 74, USC Upstate 60
12/11 #23 Furman 77, Charleston Southern 69
12/12 Presbyterian 103, VMI 70
12/15 High Point 86, Western Carolina 59
12/15 Wofford 92, UNC Asheville 49
12/18 The Citadel 82, Campbell 76
12/18 UNCG 65, Radford 58
12/29 Longwood 110, The Citadel 94

Big Ten (0-4)

11/20 #23 Ohio State 68, Samford 50
11/23 #8 Michigan 83, Chattanooga 55
12/15 Illinois 73, ETSU 55
12/18 #23 Iowa 78, Western Carolina 60

Colonial (7-1)

11/10 Coll. of Charleston 77, Western Carolina 74
11/13 UNCG 82, UNCW 61
11/20 The Citadel 91, James Madison 82 (OT)
11/23 UNCG 84, Delaware 65
12/4 #25 Furman 98, Elon 77
12/7 UNCG 75, Elon 74
12/15 #23 Furman 93, UNCW 50
12/21 Mercer 77, UNCW 73

Conference USA (2-3)

11/6 Chattanooga 80, Charlotte 69
11/6 UAB 75, Mercer 67
11/21 Southern Miss 68, Western Carolina 63
(Cancun, Mexico)
11/24 UNCG 80, Louisiana Tech 73
(Newark, Del.)
12/5 Florida Atlantic 68, Mercer 64

Horizon (1-1)

11/7 Wright State 96, Western Carolina 73
11/18 Samford 73, Cleveland State 60

Ivy (0-1)

12/29 Harvard 71, Mercer 67
(Atlanta, Ga.)

Mid-American (0-1)

12/21 Bowling Green 73, Western Carolina 52

Mid-Eastern Athletic (6-0)

11/6 UNCG 74, North Carolina A&T 66
11/20 Mercer 80, Maryland Eastern Shore 42
11/21 Wofford 98, Coppin State 65
11/25 Samford 77, South Carolina State 60
12/12 UNCG 77, Coppin State 54
12/22 ETSU 89, Norfolk State 61
(El Paso, Texas)

Missouri Valley (1-0)

11/9 Furman 60, Loyola Chicago 58

Mountain West (1-0)

12/21 ETSU 76, Wyoming 53
(El Paso, Texas)

Non-Division I (23-0)

11/6 Furman 102, Bob Jones 48
11/6 VMI 89, Washington College 56
11/8 ETSU 109, Hiwassee 44
11/9 Mercer 105, Piedmont 52
11/11 VMI 98, Goucher 34
11/12 The Citadel 148, Mid-Atlantic Christian 75
11/13 Chattanooga 92, Cumberland 61
11/13 Wofford 95, Carver 34
11/14 The Citadel 137, Johnson 60
11/14 Samford 66, Miles College 57
11/15 Furman 107, North Greenville 67
11/16 UNCG 105, Johnson & Wales 57
11/17 Western Carolina 94, Hiwassee 55
11/20 VMI 106, Kentucky Christian 80
11/21 Furman 74, Southern Wesleyan 57
11/23 Wofford 97, Mars Hill 46
11/27 Mercer 90, Brewton-Parker 65
11/27 UNCG 111, Greensboro College 33
11/27 Chattanooga 95, Hiwassee 62
12/3 ETSU 107, Reinhardt 60
12/5 The Citadel 127, Johnson & Wales 93
12/6 Wofford 112, Kentucky Christian 58
12/21 Chattanooga 79, Bryan 45

Ohio Valley (6-5)

11/9 Samford 92, Jacksonville State 72
11/10 Eastern Kentucky 81, Chattanooga 78
11/16 Mercer 77, UT Martin 60
11/17 Southeast Missouri 63, Chattanooga 42
(Mobile, Ala.)
11/20 Jacksonville State 84, Western Carolina 53
(Cancun, Mexico)
11/29 Belmont 99, Samford 93 (OT)
12/1 Chattanooga 71, Tennessee Tech 60
12/8 ETSU 80, UT Martin 62
12/13 Samford 77, Morehead State 72 (OT)
12/15 The Citadel 86, Southeast Missouri 74
12/18 UT Martin 75, Chattanooga 72

Pac-12 (0-0)

11/16 Wofford at Stanford, canc.

Patriot (0-1)

11/27 American 74, VMI 64

American Athletic.....	1-1
Atlantic Coast.....	0-7
Atlantic Sun	6-1
Big 12	0-3
Big East.....	1-1
Big South	12-4
Big Ten	0-4
Colonial	7-1
Conference USA	2-3
Horizon.....	1-1
Independent	0-0
Ivy.....	0-1
Mid-American	0-1
Mid-Eastern Athletic.....	6-0
Missouri Valley	1-0
Mountain West	1-0
Non-Division I	23-0
Ohio Valley	6-5
Pac-12	0-0
Patriot	0-1
Southeastern.....	1-8
Southland.....	2-0
Southwestern Athletic.....	2-0
Summit.....	2-0
Sun Belt.....	2-5
Western Athletic	1-0
Total	77-47
Home	52-7
Away.....	22-35
Neutral.....	3-5
vs. Top 25	1-12

Southeastern (1-8)

11/9 #23 LSU 97, UNCG 91
11/18 #10 Kentucky 92, VMI 82
11/26 Wofford 81, South Carolina 61
12/1 #9 Kentucky 78, UNCG 61
12/16 Ole Miss 90, Chattanooga 70
12/18 Florida 71, Mercer 63
12/19 #3 Tennessee 83, Samford 70
12/19 #17 Mississippi State 98, Wofford 87
12/21 LSU 75, #24 Furman 57

Southland (2-0)

11/20 ETSU 77, Sam Houston State 63
12/17 Samford 85, Houston Baptist 61

Southwestern Athletic (2-0)

11/19 UNCG 74, Prairie View A&M 66
12/9 Samford 77, Alabama A&M 59

Summit (2-0)

11/23 Samford 74, Purdue Fort Wayne 66
11/24 ETSU 79, North Dakota State 61

Sun Belt (2-5)

11/6 Georgia State 74, ETSU 68
11/13 Georgia State 62, Mercer 60
11/16 South Alabama 73, Chattanooga 54
11/27 ETSU 69, Georgia Southern 64
12/8 Georgia Southern 89, Mercer 74
12/9 Wofford 82, Coastal Carolina 71
12/12 Georgia State 95, Chattanooga 88

Western Athletic (1-0)

11/19 ETSU 86, Chicago State 61

Home teams underlined All times Eastern

2018-19 SoCon Basketball SCHEDULES (ALL TIMES EASTERN)



The Citadel (10-10, 2-7 SoCon)

N6	at No. 22 Clemson (ACC Network Extra)	L, 80-100
N12	MID-ATLANTIC CHRISTIAN# (ESPN+)	W, 148-75
N14	JOHNSON UNIVERSITY# (ESPN3)	W, 137-60
N16	at Texas# (Longhorn Network)	L, 69-97
N20	at James Madison (Madison)	W, 91-82 (OT)
N24	at South Florida (ESPN3)	W, 84-81
N27	HIGH POINT (ESPN+)	W, 112-87
D1	*MERCER (ESPN+)	W, 79-69
D5	JOHNSON & WALES (ESPN3)	W, 127-93
D15	SOUTHEAST MISSOURI (ESPN+)	W, 86-74
D18	at Campbell (ESPN+)	W, 82-76
D29	LONGWOOD (ESPN3)	L, 94-110
J3	*at Wofford (ESPN+)	L, 81-112
J5	*at Furman (ESPN3)	L, 85-101
J10	*ETSU (ESPN+)	L, 73-98
J12	*WESTERN CAROLINA (Nexstar/ESPN+)	L, 82-94
J17	*at Samford (ESPN+)	L, 77-80
J19	*at Chattanooga (ESPN3)	L, 71-73
J24	*at UNCG (ESPN+)	L, 60-83
J26	*VMI (ESPN+)	W, 84-82
J31	*FURMAN (ESPN+)	7 p.m.
F2	*WOFFORD (Nexstar/ESPN3)	1 p.m.
F9	*at Mercer (ESPN3)	4 p.m.
F14	*at ETSU (ESPN3)	7 p.m.
F16	*at Western Carolina (ESPN+)	2 p.m.
F21	*CHAT TANOOGA (ESPN3)	7 p.m.
F23	*SAMFORD (Nexstar/ESPN3)	1 p.m.
F28	*UNCG (ESPN+)	11:30 a.m.
M2	*at VMI (Nexstar/ESPN+)	1 p.m.
M8-11	at SoCon Championship (Asheville, N.C.)	

* - Southern Conference game
- Continental Tire Las Vegas Invitational (campus sites)



ETSU (17-5, 7-2 SoCon)

N6	at Georgia State# (ESPN+)	L, 68-74
N8	HIWASSEE (ESPN+)	W, 109-44
N11	at Creighton# (FS1)	L, 69-75
N17	at Winthrop (ESPN+)	W, 76-74
N19	CHICAGO STATE# (ESPN+)	W, 86-61
N20	SAM HOUSTON STATE# (ESPN3)	W, 77-63
N24	NORTH DAKOTA STATE (ESPN+)	W, 79-61
N27	at Georgia Southern (ESPN+)	W, 69-64
D1	*at Wofford (ESPN+)	L, 62-79
D3	REINHARDT (ESPN3)	W, 107-60
D8	UT MARTIN (ESPN+)	W, 80-62
D15	at Illinois (Big Ten Network Plus)	L, 55-73
D21	vs. Wyoming%	W, 76-53
D22	vs. Norfolk State%	W, 89-61
D29	*FURMAN (ESPN+)	W, 79-56
J3	*SAMFORD (ESPN3)	W, 81-72 (OT)
J5	*CHAT TANOOGA (ESPN+)	W, 96-70
J10	*at The Citadel (ESPN+)	W, 98-73
J12	*at Mercer (ESPN3)	W, 72-68 (OT)
J17	*VMI (ESPN+)	W, 85-82
J19	*UNCG (ESPN3)	L, 68-75
J26	*at Western Carolina (ESPN3)	W, 91-69
J31	*at Samford (ESPN3)	7:30 p.m.
F2	*at Chattanooga (ESPN3)	4:30 p.m.
F7	*WOFFORD (ESPN+)	7 p.m.
F9	*at Furman (Nexstar/ESPN+)	4 p.m.
F14	*THE CITADEL (ESPN3)	7 p.m.
F16	*MERCER (ESPN3)	4 p.m.
F21	*at VMI (ESPN+)	7 p.m.
F24	*at UNC Greensboro (ESPN+)	3 p.m.
M2	*WESTERN CAROLINA (ESPN+)	4 p.m.
M8-11	at SoCon Championship (Asheville, N.C.)	

* - Southern Conference game
- Cayman Islands Classic (campus sites)
% - WestStar Bank Don Haskins Sun Bowl Inv. (El Paso, Texas)



Furman (16-5, 5-4 SoCon)

N6	BOB JONES (ESPN+)	W, 102-48
N9	at Loyola Chicago (NBCSC/ESPN3)	W, 60-58
N13	GARDNER-WEBB (ESPN+)	W, 88-86 (OT)
N15	NORTH GREENVILLE# (ESPN3)	W, 107-67
N17	at No. 8 Villanova# (FS2)	W, 76-68 (OT)
N21	SOUTHERN WESLEYAN# (ESPN3)	W, 74-57
N25	at UNC Asheville (ESPN+)	W, 65-51
D1	*WESTERN CAROLINA (ESPN+)	W, 90-88 (2OT)
D4	at Elon (Phoenix All-Access)	W, 98-77
D8	at USC Upstate (ESPN+)	W, 74-60
D11	CHARLESTON SOUTHERN (ESPN3)	W, 77-69
D15	UNCW (ESPN+)	W, 93-50
D21	at LSU (SEC Network+)	L, 57-75
D29	*at ETSU (ESPN+)	L, 56-79
J3	*MERCER (ESPN+)	W, 71-58
J5	*THE CITADEL (ESPN3)	W, 101-85
J10	*at VMI (ESPN3)	W, 89-57
J12	*at UNCG (ESPN3)	L, 79-89
J19	*at Wofford (Nexstar/ESPN3)	L, 54-59
J24	*CHAT TANOOGA (ESPN+)	W, 73-58
J26	*SAMFORD (ESPN3)	L, 73-75
J31	*at The Citadel (ESPN+)	7 p.m.
F2	*at Mercer (ESPN+)	4 p.m.
F7	*at Western Carolina (ESPN3)	7:30 p.m.
F9	*ETSU (Nexstar/ESPN+)	4 p.m.
F14	*UNCG (ESPN+)	7:30 p.m.
F16	*VMI (ESPN3)	4:30 p.m.
F23	*WOFFORD (ESPN3)	4 p.m.
F28	*at Samford (ESPN+)	7:30 p.m.
M2	*at Chattanooga (ESPN+)	2 p.m.
M8-11	at SoCon Championship (Asheville, N.C.)	

* - Southern Conference game
- Advocare Invitational (campus sites)



Mercer (8-13, 3-6 SoCon)

N6	at UAB	L, 67-75
N9	PIEDMONT (ESPN3)	W, 105-52
N13	at Georgia State (ESPN+)	L, 60-62
N16	UT MARTIN# (ESPN3)	W, 77-60
N20	MARYLAND EASTERN SHORE# (ESPN+)	W, 80-42
N24	at NC State# (ACC Network Extra)	L, 74-78
N27	BREWTON-PARKER (ESPN3)	W, 90-65
D1	*at The Citadel (ESPN+)	L, 69-79
D5	at Florida Atlantic (CUSA.TV)	L, 64-68
D8	GEORGIA SOUTHERN (ESPN3)	L, 74-89
D18	at Florida (SEC Network)	L, 63-71
D21	UNCW (ESPN+)	W, 77-73
D29	vs. Harvard^	L, 67-71
J3	*at Furman (ESPN+)	L, 58-71
J5	*at Wofford (Nexstar/ESPN3)	L, 74-78
J10	*WESTERN CAROLINA (ESPN+)	W, 84-80
J12	*ETSU (ESPN3)	L, 68-72 (OT)
J17	*at Chattanooga (ESPN3)	L, 70-73
J19	*at Samford (ESPN3)	W, 93-87
J24	*VMI (ESPN+)	W, 88-68
J26	*at UNCG (ESPN+)	L, 81-88
J31	*WOFFORD (ESPN+)	7 p.m.
F2	*FURMAN (ESPN+)	4 p.m.
F9	*THE CITADEL (ESPN3)	4 p.m.
F14	*at Western Carolina (ESPN+)	7 p.m.
F16	*at ETSU (ESPN3)	4 p.m.
F21	*SAMFORD (ESPN+)	7 p.m.
F23	*CHAT TANOOGA (ESPN3)	4 p.m.
F28	*at VMI (ESPN3)	7 p.m.
M2	*UNCG (ESPN+)	4:30 p.m.
M8-11	at SoCon Championship (Asheville, N.C.)	

* - Southern Conference game
- Wolfpack Classic (campus sites)
^ - Atlanta, Ga.



UNC Greensboro (19-3, 8-1 SoCon)

N6	at North Carolina A&T	W, 74-66
N9	at No. 23 LSU (SEC Network+)	L, 91-97
N13	at UNCW	W, 82-61
N16	JOHNSON & WALES# (SDN/Roku)	W, 105-57
N19	PRAIRIE VIEW A&M (ESPN+)	W, 74-66
N23	at Delaware# (YouTube)	W, 84-65
N24	vs. Louisiana Tech^	W, 80-73
N27	GREENSBORO COLLEGE# (SDN/Roku)	W, 111-33
D1	at No. 10 Kentucky (ESPN2)	L, 61-78
D7	at Elon (Phoenix All-Access)	W, 75-74
D12	COPPIN STATE (ESPN3)	W, 77-54
D15	NORTH ALABAMA&& (ESPN+)	W, 53-48
D18	RADFORD (ESPN+)	W, 65-58
D22	*at Samford (ESPN+)	W, 83-75
D29	*CHAT TANOOGA (ESPN+)	W, 85-72
J5	*at VMI (ESPN+)	W, 71-68
J10	*WOFFORD (ESPN3)	L, 43-72
J12	*FURMAN (ESPN3)	W, 89-79
J17	*at Western Carolina (ESPN+)	W, 69-60
J19	*at ETSU (ESPN3)	W, 75-68
J24	*THE CITADEL (ESPN+)	W, 83-60
J26	*MERCER (ESPN+)	W, 88-81
J31	*VMI (ESPN3)	7 p.m.
F7	*SAMFORD (ESPN+)	7 p.m.
F9	*at Chattanooga (ESPN+)	7 p.m.
F14	*at Furman (ESPN+)	7:30 p.m.
F16	*at Wofford (Nexstar/ESPN+)	7 p.m.
F21	*WESTERN CAROLINA (ESPN+)	7 p.m.
F24	*ETSU (ESPN+)	3 p.m.
F28	*at The Citadel (ESPN+)	11:30 a.m.
M2	*at Mercer (ESPN+)	4:30 p.m.
M8-11	at SoCon Championship (Asheville, N.C.)	

* - Southern Conference game
- Delaware Invitational (campus sites)
^ - Delaware Invitational (Newark, Del.)
& - Fleming Gymnasium




Samford (13-9, 3-6 SoCon)

N6	NORTH ALABAMA (ESPN3)	W, 91-74
N9	JACKSONVILLE STATE (ESPN3)	W, 92-72
N12	KENNESAW STATE (ESPN+)	W, 74-60
N14	MILES COLLEGE (ESPN3)	W, 66-57
N18	at Cleveland State# (ESPN+)	W, 73-60
N20	at No. 23 Ohio State# (BigTen2Go)	L, 50-68
N23	at Purdue Fort Wayne# (Mastodon All-Access)	W, 74-66
N25	SOUTH CAROLINA STATE# (ESPN+)	W, 77-60
N29	BELMONT (ESPN+)	L, 93-99 (OT)
D9	at Alabama A&M	W, 77-59
D13	MOREHEAD STATE (ESPN+)	W, 77-72 (OT)
D17	HOUSTON BAPTIST (ESPN+)	W, 85-61
D19	at No. 3 Tennessee (SEC Network+)	L, 70-83
D22	*UNCG (ESPN+)	L, 75-83
D29	*VMI (ESPN3)	W, 96-68
J3	*at ETSU (ESPN3)	L, 72-81 (OT)
J5	*at Western Carolina (ESPN+)	L, 69-76
J12	*at Chattanooga (ESPN3)	L, 75-80
J17	*THE CITADEL (ESPN+)	W, 80-77
J19	*MERCER (ESPN3)	L, 87-93
J24	*at Wofford (ESPN+)	L, 106-107 (OT)
J26	*at Furman (ESPN3)	W, 75-73
J31	*ETSU (ESPN3)	7:30 p.m.
F2	*WESTERN CAROLINA (ESPN3)	3 p.m.
F7	*at UNCG (ESPN+)	7 p.m.
F9	*at VMI (ESPN+)	1 p.m.
F16	*CHAT TANOOGA (ESPN+)	5 p.m.
F21	*at Mercer (ESPN+)	7 p.m.
F23	*at The Citadel (Nexstar/ESPN3)	1 p.m.
F28	*FURMAN (ESPN+)	7:30 p.m.
M2	*WOFFORD (ESPN3)	2 p.m.
M8-11	at SoCon Championship (Asheville, N.C.)	

* - Southern Conference game
- Buckeye Basketball Classic (campus sites)

2018-19 SoCon BASKETBALL SCHEDULES (ALL TIMES EASTERN)



Chattanooga (10-12, 5-4 SoCon)

N6	at Charlotte (CUSA-TV)	W, 80-69
N10	EASTERN KENTUCKY	L, 78-81
N13	CUMBERLAND# (ESPN+)	W, 92-61
N16	at South Alabama# (ESPN+)	L, 54-73
N17	vs. Southeast Missouri^	L, 42-63
N18	vs. Jacksonville^	L, 66-74
N23	at No. 8 Michigan (Big Ten Network)	L, 55-83
N27	HIWASSEE (ESPN3)	W, 95-62
D1	TENNESSEE TECH (ESPN+)	W, 71-60
D9	*VMI (ESPN+)	W, 83-65
D12	at Georgia State (ESPN+)	L, 88-95
D16	at Ole Miss (SEC Network)	L, 70-90
D18	at UT Martin (ESPN+)	L, 72-75
D21	BRYAN (ESPN+)	W, 79-45
D29	*at UNCG (ESPN+)	L, 72-85
J3	*at Western Carolina (ESPN3)	W, 73-62
J5	*at ETSU (ESPN+)	L, 70-96
J12	*SAMFORD (ESPN3)	W, 80-75
J17	*MERCER (ESPN3)	W, 73-70
J19	*THE CITADEL (ESPN3)	W, 73-71
J24	*at Furman (ESPN+)	L, 58-73
J26	*at Wofford (Nexstar/ESPN+)	L, 69-80
J31	*WESTERN CAROLINA (ESPN+)	8 p.m.
F2	*ETSU (ESPN3)	4:30 p.m.
F7	*at VMI (ESPN3)	7 p.m.
F9	*UNCG (ESPN+)	7 p.m.
F16	*at Samford (ESPN+)	7 p.m.
F21	*at The Citadel (ESPN3)	7 p.m.
F23	*at Mercer (ESPN3)	4 p.m.
F28	*WOFFORD (ESPN+)	7 p.m.
M2	*FURMAN (ESPN+)	2 p.m.
M8-11	at SoCon Championship (Asheville, N.C.)	


* - Southern Conference game
- Goldie and Herman Ungar Classic (campus sites)
^ - Goldie and Herman Ungar Classic (Mobile, Ala.)



VMI (7-14, 1-8 SoCon)

N6	WASHINGTON COLLEGE (SDN/Roku)	W, 89-56
N9	at Pittsburgh (ACC Network Extra)	L, 55-94
N11	GOUCHER# (SDN/Roku)	W, 98-34
N14	USC UPSTATE (ESPN+)	W, 78-72
N18	at No. 10 Kentucky# (SEC Network)	L, 82-92
N20	KENTUCKY CHRISTIAN# (ESPN3)	W, 106-80
N23	at Stetson (ESPN+)	W, 87-79 (OT)
N27	AMERICAN (ESPN3)	L, 64-74
D1	at Longwood (ESPN+)	L, 45-65
D5	at No. 15 Virginia Tech (ACC Network Extra)	L, 68-89
D9	*at Chattanooga (ESPN+)	L, 65-83
D12	at Presbyterian (ESPN+)	L, 70-103
D21	NORTH ALABAMA (ESPN+)	W, 89-68
D29	*at Samford (ESPN3)	L, 68-96
J5	*UNCG (ESPN+)	L, 68-71
J10	*FURMAN (ESPN3)	L, 57-89
J12	*WOFFORD (ESPN+)	L, 76-90
J17	*at ETSU (ESPN+)	L, 82-85
J19	*WESTERN CAROLINA (Nexstar/ESPN+)	W, 91-83
J24	*at Mercer (ESPN+)	L, 68-88
J26	*at The Citadel (ESPN+)	L, 82-84
J31	*at UNCG (ESPN3)	7 p.m.
F7	*CHATTANOOGA (ESPN3)	7 p.m.
F9	*SAMFORD (ESPN+)	1 p.m.
F14	*at Wofford (ESPN+)	7 p.m.
F16	*at Furman (ESPN3)	4:30 p.m.
F21	*ETSU (ESPN+)	7 p.m.
F23	*at Western Carolina (ESPN3)	7:30 p.m.
F28	*MERCER (ESPN3)	7 p.m.
M2	*THE CITADEL (Nexstar/ESPN+)	1 p.m.
M8-11	at SoCon Championship (Asheville, N.C.)	


* - Southern Conference game
- Ohio Valley Hardwood Showcase (campus sites)



Western Carolina (5-17, 2-7 SoCon)

N7	at Wright State# (ESPN+)	L, 73-96
N10	COLLEGE OF CHARLESTON (ESPN3)	L, 74-77
N14	at SMU# (PonyUp TV)	L, 65-98
N17	HIWASSEE	W, 94-55
N20	vs. Jacksonville State^ (CBS Digital)	L, 53-84
N21	vs. Southern Miss^ (CBS Digital)	L, 63-68
N24	JACKSONVILLE	W, 77-65
N27	at Wake Forest (ACC Network Extra)	L, 64-71
D1	*at Furman (ESPN+)	L, 88-90 (2OT)
D5	at NC State (ACC Network Extra)	L, 67-100
D8	at UNC Asheville (ESPN+)	W, 71-59
D15	at High Point (ESPN+)	L, 59-86
D18	at No. 23 Iowa (Big Ten Network)	L, 60-78
D21	at Bowling Green (WBGUTV)	L, 52-73
D29	*WOFFORD (ESPN+)	L, 54-74
J3	*CHATTANOOGA (ESPN3)	L, 62-73
J5	*SAMFORD (ESPN+)	W, 76-69
J10	*at Mercer (ESPN+)	L, 80-84
J12	*at The Citadel (Nexstar/ESPN+)	W, 94-82
J17	*UNCG (ESPN+)	L, 60-69
J19	*at VMI (Nexstar/ESPN+)	L, 83-91
J26	*ETSU (ESPN3)	L, 69-91
J31	*at Chattanooga (ESPN+)	8 p.m.
F2	*at Samford (ESPN3)	3 p.m.
F7	*FURMAN (ESPN3)	7:30 p.m.
F9	*at Wofford (ESPN+)	7 p.m.
F14	*MERCER (ESPN+)	7 p.m.
F16	*THE CITADEL (ESPN+)	2 p.m.
F21	*at UNCG (ESPN+)	7 p.m.
F23	*VMI (ESPN3)	7:30 p.m.
M2	at ETSU (ESPN+)	4 p.m.
M8-11	at SoCon Championship (Asheville, N.C.)	

* - Southern Conference game
- Cancun Challenge (campus sites)
^ - Cancun Challenge (Cancun, Mexico)



Wofford (17-4, 9-0 SoCon)

N6	No. 8 NORTH CAROLINA (ESPN2)	L, 67-78
N10	at High Point (ESPN+)	W, 68-60
N13	CARVER (SDN/Roku)	W, 95-34
N16	at Stanford# (Pac-12 Networks)	canc.
N18	at Oklahoma# (Fox Sports Oklahoma)	L, 64-75
N21	COPPIN STATE# (ESPN3)	W, 98-65
N23	MARS HILL# (SDN/Roku)	W, 97-46
N26	at South Carolina (SEC Network+)	W, 81-61
D1	*ETSU (ESPN+)	W, 79-62
D4	at No. 2 Kansas (ESPN+)	L, 47-72
D6	KENTUCKY CHRISTIAN (SDN/Roku)	W, 112-58
D9	COASTAL CAROLINA (ESPN+)	W, 82-71
D15	UNC ASHEVILLE (ESPN+)	W, 92-49
D19	at No. 17 Mississippi State (SEC Network+)	L, 87-98
D29	*at Western Carolina (ESPN+)	W, 74-54
J3	*THE CITADEL (ESPN+)	W, 112-81
J5	*MERCER (Nexstar/ESPN3)	W, 78-74
J10	*at UNCG (ESPN3)	W, 72-43
J12	*at VMI (ESPN+)	W, 90-76
J19	*FURMAN (Nexstar/ESPN3)	W, 59-54
J24	*SAMFORD (ESPN+)	W, 107-106 (OT)
J26	*CHATTANOOGA (Nexstar/ESPN+)	W, 80-69
J31	*at Mercer (ESPN+)	7 p.m.
F2	*at The Citadel (Nexstar/ESPN3)	1 p.m.
F7	*at ETSU (ESPN+)	7 p.m.
F9	*WESTERN CAROLINA (ESPN+)	7 p.m.
F14	*VMI (ESPN+)	7 p.m.
F16	*UNCG (Nexstar/ESPN+)	7 p.m.
F23	*at Furman (ESPN3)	4 p.m.
F28	*at Chattanooga (ESPN+)	7 p.m.
M2	*at Samford (ESPN3)	2 p.m.
M8-11	at SoCon Championship (Asheville, N.C.)	

* - Southern Conference game
- Bad Boy Mowers Battle 4 Atlantis (campus sites)

Southern Conference men's basketball media relations information

The Citadel (CitadelSports.com) Milledge Austin (maustin7@citadel.edu) Office: 843-953-6567	Chattanooga (GoMocs.com) Jim Horten (james-horten@utc.edu) Office: 423-425-2350
ETSU (ETSUBucs.com) Kevin Brown (brownk@etsu.edu) Office: 423-439-5263	VMI (VMIKeydets.com) Wade Branner (brannerwh@vmi.edu) Office: 540-464-7515
Furman (FurmanPaladins.com) Jordan Caskey (jordan.caskey@furman.edu) Office: 864-294-3065	Western Carolina (CatamountSports.com) Steven Grandy (sgrandy@email.wcu.edu) Office: 828-227-2655
Mercer (MercerBears.com) Will Tharp (tharp_wb@mercer.edu) Office: 478-301-5218	Wofford (WoffordTerriers.com) Phil Marcello (marcellopr@wofford.edu) Office: 864-597-4092
UNC Greensboro (UNCGSpartans.com) Stephen Czarda (s_czarda@uncg.edu) Office: 336-334-5615	Southern Conference (SoConSports.com) Phil Perry (pperry@socon.org) Office: 864-591-5100 // Cell: 864-525-5174
Samford (SamfordSports.com) Joey Mullins (jimmulli1@samford.edu) Office: 205-726-2799	

2018-19 Southern Conference
CONFERENCE BASKETBALL STATISTICS
Through games of Jan 29, 2019 (All games)

SCORING OFFENSE	G	W-L	Pts	Avg/G
1. The Citadel	20	10-10	1802	90.1
2. Wofford	21	17-4	1741	82.9
3. ETSU	22	17-5	1772	80.5
4. Furman	21	16-5	1657	78.9
5. Samford	22	13-9	1734	78.8
6. UNC Greensboro	22	19-3	1718	78.1
7. VMI	21	7-14	1588	75.6
8. Mercer	21	8-13	1583	75.4
9. Chattanooga	22	10-12	1593	72.4
10. Western Carolina	22	5-17	1538	69.9

SCORING DEFENSE	G	Pts	Avg/G
1. Wofford	21	1387	66.0
2. UNC Greensboro	22	1465	66.6
3. ETSU	22	1469	66.8
4. Furman	21	1414	67.3
5. Mercer	21	1502	71.5
6. Chattanooga	22	1608	73.1
7. Samford	22	1629	74.0
8. Western Carolina	22	1733	78.8
9. VMI	21	1675	79.8
10. The Citadel	20	1727	86.3

SCORING MARGIN	G	Offense	Defense	Margin
1. Wofford	21	82.9	66.0	+16.9
2. ETSU	22	80.5	66.8	+13.8
3. Furman	21	78.9	67.3	+11.6
4. UNC Greensboro	22	78.1	66.6	+11.5
5. Samford	22	78.8	74.0	+4.8
6. Mercer	21	75.4	71.5	+3.9
7. The Citadel	20	90.1	86.3	+3.8
8. Chattanooga	22	72.4	73.1	-0.7
9. VMI	21	75.6	79.8	-4.1
10. Western Carolina	22	69.9	78.8	-8.9

FREE THROW PCT	G	FTM	FTA	Pct.
1. Samford	22	326	442	.738
2. VMI	21	279	380	.734
3. The Citadel	20	270	372	.726
4. Mercer	21	332	461	.720
5. UNC Greensboro	22	291	409	.711
6. Wofford	21	229	324	.707
7. Furman	21	225	320	.703
8. Chattanooga	22	231	337	.685
9. ETSU	22	249	375	.664
10. Western Carolina	22	274	432	.634

FIELD GOAL PERCENTAGE	G	FGM	FGA	Pct.
1. ETSU	22	669	1371	.488
2. Wofford	21	646	1324	.488
3. Samford	22	616	1285	.479
4. Furman	21	607	1298	.468
5. UNC Greensboro	22	626	1342	.466
6. Mercer	21	546	1171	.466
7. Western Carolina	22	535	1164	.460
8. The Citadel	20	639	1399	.457
9. Chattanooga	22	581	1297	.448
10. VMI	21	552	1295	.426

FIELD GOAL PCT DEFENSE	G	FGM	FGA	Pct.
1. ETSU	22	519	1260	.412
2. Samford	22	572	1367	.418
3. Furman	21	533	1244	.428
4. Wofford	21	487	1131	.431
5. Mercer	21	528	1221	.432
6. UNC Greensboro	22	518	1193	.434
7. Chattanooga	22	584	1298	.450
8. The Citadel	20	618	1372	.450
9. VMI	21	596	1296	.460
10. Western Carolina	22	615	1290	.477

3-POINT FG PCT	G	3FGM	3FGA	Pct.
1. Samford	22	176	440	.400
2. Wofford	21	220	555	.396
3. Chattanooga	22	200	537	.372
4. ETSU	22	185	511	.362
5. Western Carolina	22	194	538	.361
6. Furman	21	218	608	.359
7. Mercer	21	159	449	.354
8. UNC Greensboro	22	175	502	.349
9. VMI	21	205	593	.346
10. The Citadel	20	254	747	.340

3-POINT FG PCT DEFENSE	G	3FGM	3FGA	Pct.
1. Western Carolina	22	151	465	.325
2. Furman	21	163	492	.331
3. ETSU	22	177	522	.339
4. UNC Greensboro	22	151	441	.342
5. Mercer	21	199	581	.343
6. Samford	22	197	574	.343
7. Wofford	21	159	461	.345
8. The Citadel	20	215	622	.346
9. Chattanooga	22	157	454	.346
10. VMI	21	174	487	.357

REBOUNDING OFFENSE	G	Rebounds	Avg/G
1. ETSU	22	929	42.2
2. The Citadel	20	767	38.3
3. Furman	21	780	37.1
4. Samford	22	807	36.7
5. Western Carolina	22	792	36.0
6. Wofford	21	754	35.9
7. VMI	21	748	35.6
8. Chattanooga	22	759	34.5
9. UNC Greensboro	22	752	34.2
10. Mercer	21	706	33.6

REBOUNDING DEFENSE	G	Rebounds	Avg/G
1. Wofford	21	582	27.7
2. ETSU	22	636	28.9
3. Western Carolina	22	696	31.6
4. Furman	21	711	33.9
5. UNC Greensboro	22	757	34.4
6. Mercer	21	743	35.4
7. Samford	22	789	35.9
8. Chattanooga	22	797	36.2
9. VMI	21	813	38.7
10. The Citadel	20	850	42.5

2018-19 Southern Conference
CONFERENCE BASKETBALL STATISTICS
Through games of Jan 29, 2019 (All games)

REBOUNDING MARGIN					
	G	Team	Avg.	Opp.	Avg. Margin
1. ETSU	22	929	42.2	636	28.9 +13.3
2. Wofford	21	754	35.9	582	27.7 +8.2
3. Western Carolina	22	792	36.0	696	31.6 +4.4
4. Furman	21	780	37.1	711	33.9 +3.3
5. Samford	22	807	36.7	789	35.9 +0.8
6. UNC Greensboro	22	752	34.2	757	34.4 -0.2
7. Chattanooga	22	759	34.5	797	36.2 -1.7
8. Mercer	21	706	33.6	743	35.4 -1.8
9. VMI	21	748	35.6	813	38.7 -3.1
10. The Citadel	20	767	38.3	850	42.5 -4.2

BLOCKED SHOTS			
	G	No.	Avg/G
1. ETSU	22	88	4.0
2. UNC Greensboro	22	84	3.8
3. Furman	21	78	3.7
4. The Citadel	20	74	3.7
5. Samford	22	75	3.4
6. Wofford	21	58	2.8
7. Chattanooga	22	60	2.7
8. Mercer	21	54	2.6
9. VMI	21	41	2.0
10. Western Carolina	22	37	1.7

ASSISTS			
	G	No.	Avg/G
1. The Citadel	20	336	16.8
2. Furman	21	344	16.4
3. ETSU	22	352	16.0
4. Wofford	21	325	15.5
5. Samford	22	313	14.2
6. VMI	21	289	13.8
7. Chattanooga	22	293	13.3
8. UNC Greensboro	22	292	13.3
9. Mercer	21	268	12.8
10. Western Carolina	22	267	12.1

STEALS			
	G	No.	Avg/G
1. Furman	21	190	9.0
2. UNC Greensboro	22	196	8.9
3. ETSU	22	169	7.7
4. The Citadel	20	151	7.6
5. Mercer	21	150	7.1
6. Samford	22	154	7.0
7. VMI	21	145	6.9
8. Wofford	21	144	6.9
9. Chattanooga	22	98	4.5
10. Western Carolina	22	97	4.4

TURNOVER MARGIN					
	G	Team	Avg.	Opp.	Avg. Margin
1. UNC Greensboro	22	250	11.4	390	17.7 +6.4
2. Wofford	21	232	11.0	300	14.3 +3.2
3. Furman	21	264	12.6	311	14.8 +2.2
4. The Citadel	20	253	12.7	294	14.7 +2.1
5. Mercer	21	281	13.4	316	15.0 +1.7
6. VMI	21	273	13.0	274	13.0 +0.0
7. ETSU	22	333	15.1	328	14.9 -0.2
8. Samford	22	309	14.0	297	13.5 -0.5
9. Chattanooga	22	283	12.9	260	11.8 -1.0
10. Western Carolina	22	419	19.0	231	10.5 -8.5

ASSIST/TURNOVER RATIO					
	G	Ast.	Avg.	T/O	Avg. Ratio
1. Wofford	21	325	15.5	232	11.0 1.4
2. The Citadel	20	336	16.8	253	12.7 1.3
3. Furman	21	344	16.4	264	12.6 1.3
4. UNC Greensboro	22	292	13.3	250	11.4 1.2
5. VMI	21	289	13.8	273	13.0 1.1
6. ETSU	22	352	16.0	333	15.1 1.1
7. Chattanooga	22	293	13.3	283	12.9 1.0
8. Samford	22	313	14.2	309	14.0 1.0
9. Mercer	21	268	12.8	281	13.4 1.0
10. Western Carolina	22	267	12.1	419	19.0 0.6

OFFENSIVE REBOUNDS			
	G	No.	Avg/G
1. ETSU	22	308	14.0
2. Wofford	21	240	11.4
3. The Citadel	20	221	11.1
4. Furman	21	231	11.0
5. UNC Greensboro	22	238	10.8
6. Western Carolina	22	219	10.0
7. Samford	22	214	9.7
8. Mercer	21	194	9.2
9. VMI	21	193	9.2
10. Chattanooga	22	185	8.4

DEFENSIVE REBOUNDS			
	G	No.	Avg/G
1. ETSU	22	621	28.2
2. The Citadel	20	546	27.3
3. Samford	22	593	27.0
4. VMI	21	555	26.4
5. Furman	21	549	26.1
6. Chattanooga	22	574	26.1
7. Western Carolina	22	573	26.0
8. Wofford	21	514	24.5
9. Mercer	21	512	24.4
10. UNC Greensboro	22	514	23.4

DEFENSIVE REB PCT.				
	G	D-Reb	Opp. OR	D-Reb%
1. Wofford	21	514	138	.788
2. ETSU	22	621	178	.777
3. Western Carolina	22	573	195	.746
4. Chattanooga	22	574	204	.738
5. Furman	21	549	205	.728
6. VMI	21	555	210	.725
7. UNC Greensboro	22	514	228	.693
8. Samford	22	593	270	.687
9. The Citadel	20	546	260	.677
10. Mercer	21	512	253	.669

OFFENSIVE REB PCT.				
	G	O-Reb	Opp. DR	O-Reb%
1. ETSU	22	308	458	.402
2. Wofford	21	240	444	.351
3. Furman	21	231	506	.313
4. UNC Greensboro	22	238	529	.310
5. Western Carolina	22	219	501	.304
6. Samford	22	214	519	.292
7. Mercer	21	194	490	.284
8. The Citadel	20	221	590	.273
9. VMI	21	193	603	.242
10. Chattanooga	22	185	593	.238

2018-19 Southern Conference
CONFERENCE BASKETBALL STATISTICS
Through games of Jan 29, 2019 (All games)

3-POINT FG MADE	G	No.	Avg/G
1. The Citadel	20	254	12.7
2. Wofford	21	220	10.5
3. Furman	21	218	10.4
4. VMI	21	205	9.8
5. Chattanooga	22	200	9.1
6. Western Carolina	22	194	8.8
7. ETSU	22	185	8.4
8. Samford	22	176	8.0
9. UNC Greensboro	22	175	8.0
10. Mercer	21	159	7.6

2018-19 Southern Conference
CONFERENCE BASKETBALL STATISTICS
Through games of Jan 29, 2019 (All games)

Team	Conference	Pct.	PF	PA	Overall	Pct.	PF	PA	Current unbeaten streak
Wofford	9-0	1.000	83.4	68.8	17-4	.810	82.9	66.0	Wofford -- 8
UNC Greensboro	8-1	.889	76.2	70.6	19-3	.864	78.1	66.6	UNC Greensboro -- 5
ETSU	7-2	.778	81.3	71.6	17-5	.773	80.5	66.8	The Citadel -- 1
Furman	5-4	.556	76.2	72.0	16-5	.762	78.9	67.3	ETSU -- 1
Chattanooga	5-4	.556	72.3	75.2	10-12	.455	72.4	73.1	Samford -- 1
Samford	3-6	.333	81.7	82.0	13-9	.591	78.8	74.0	
Mercer	3-6	.333	76.1	77.3	8-13	.381	75.4	71.5	
The Citadel	2-7	.222	76.9	88.0	10-10	.500	90.1	86.3	
Western Carolina	2-7	.222	74.0	80.3	5-17	.227	69.9	78.8	
VMI	1-8	.111	73.0	85.4	7-14	.333	75.6	79.8	

TEAM SUMMARIES	G	PF-PA	Avg score	Margin	FG-FGA	Pct.	3FG-FGA	Pct.	FT-FTA	Pct.	RebF	RebA	Margin
Chattanooga	22	1593-1608	72.4-73.1	-0.7	581-1297	.448	200-537	.372	231-337	.685	759	797	-1.7
ETSU	22	1772-1469	80.5-66.8	+13.8	669-1371	.488	185-511	.362	249-375	.664	929	636	+13.3
Furman	21	1657-1414	78.9-67.3	+11.6	607-1298	.468	218-608	.359	225-320	.703	780	711	+3.3
Mercer	21	1583-1502	75.4-71.5	+3.9	546-1171	.466	159-449	.354	332-461	.720	706	743	-1.8
Samford	22	1734-1629	78.8-74.0	+4.8	616-1285	.479	176-440	.400	326-442	.738	807	789	+0.8
The Citadel	20	1802-1727	90.1-86.3	+3.8	639-1399	.457	254-747	.340	270-372	.726	767	850	-4.2
UNC Greensboro	22	1718-1465	78.1-66.6	+11.5	626-1342	.466	175-502	.349	291-409	.711	752	757	-0.2
VMI	21	1588-1675	75.6-79.8	-4.1	552-1295	.426	205-593	.346	279-380	.734	748	813	-3.1
Western Carolina	22	1538-1733	69.9-78.8	-8.9	535-1164	.460	194-538	.361	274-432	.634	792	696	+4.4
Wofford	21	1741-1387	82.9-66.0	+16.9	646-1324	.488	220-555	.396	229-324	.707	754	582	+8.2

ATTENDANCE	Home	Average	Away	Average	Neutral	Average	Total	Average
Chattanooga	9-26224	2914	11-39570	3597	2-0	0	22-65794	2991
ETSU	11-46134	4194	9-41418	4602	2-4011	2006	22-91563	4162
Furman	11-19717	1792	10-38961	3896	0-0	0	21-58678	2794
Mercer	9-21283	2365	11-37486	3408	1-2504	2504	21-61273	2918
Samford	12-13340	1112	10-43205	4320	0-0	0	22-56545	2570
The Citadel	10-10531	1053	10-38514	3851	0-0	0	20-49045	2452
UNC Greensboro	11-26646	2422	10-52494	5249	1-172	172	22-79312	3605
VMI	10-8816	882	11-48002	4364	0-0	0	21-56818	2706
Western Carolina	8-10948	1368	12-41437	3453	2-0	0	22-52385	2381
Wofford	13-29066	2236	8-39363	4920	0-0	0	21-68429	3259
Totals	104-212705	2045	102-420450	4122	8-6687	836	214-639842	2990

2018-19 Southern Conference
INDIVIDUAL BASKETBALL STATISTICS
Through games of Jan 29, 2019 (All games)

To be ranked, a player must appear in at least 75.0% of their team's games.

SCORING							REBOUNDING							
	Cl	G	FG	3FG	FT	Pts	Avg/G		Cl	G	Off	Def	Total	Avg/G
1. Bubba Parham-VMI	So	21	135	71	102	443	21.1	1. Jeromy Rodriguez-ETSU	Jr	22	78	178	256	11.6
2. Fletcher Magee-WOF	Sr	21	124	85	61	394	18.8	2. Carlos Dotson-WCU	Jr	21	64	140	204	9.7
3. Lew Stallworth-CIT	Sr	20	145	18	66	374	18.7	3. Matt Rafferty-FUR	Sr	21	63	128	191	9.1
4. Ross Cummings-MER	So	21	110	72	81	373	17.8	4. Mladen Armus-ETSU	So	22	60	125	185	8.4
5. Matt Rafferty-FUR	Sr	21	143	5	81	372	17.7	5. Ruben Guerrero-SAM	Sr	22	71	108	179	8.1
6. Francis Alonso-UNCG	Sr	22	116	61	88	381	17.3	6. Cameron Jackson-WOF	Sr	21	64	101	165	7.9
7. Jordan Lyons-FUR	Jr	21	118	73	35	344	16.4	7. Robert Allen-SAM	Fr	22	37	125	162	7.4
8. Josh Sharkey-SAM	Jr	22	114	21	104	353	16.0	8. Zane Najdawi-CIT	Sr	20	49	98	147	7.4
9. Cameron Jackson-WOF	Sr	21	129	7	55	320	15.2	9. Keve Aluma-WOF	So	21	58	87	145	6.9
10. Kevin Easley-UTC	Fr	22	118	41	46	323	14.7	10. Garrett Gilkeson-VMI	Jr	21	36	101	137	6.5
11. Isaiah Miller-UNCG	So	22	134	14	36	318	14.5	11. Kevin Easley-UTC	Fr	22	36	107	143	6.5
12. Matt Frierson-CIT	Sr	20	84	83	30	281	14.1	12. Tyler Creammer-VMI	Jr	19	34	88	122	6.4
13. Ruben Guerrero-SAM	Sr	22	130	0	48	308	14.0	13. Clay Mounce-FUR	So	21	38	96	134	6.4
14. Nathan Hoover-WOF	Jr	21	95	52	47	289	13.8	14. Lew Stallworth-CIT	Sr	20	6	106	112	5.6
15. Zane Najdawi-CIT	Sr	20	98	13	64	273	13.7	15. Jaylen Stowe-MER	Sr	21	26	82	108	5.1
16. Brandon Austin-SAM	Jr	22	101	68	30	300	13.6	16. Eric Hamilton-UNCG	Jr	22	38	72	110	5.0
17. Kameron Gibson-WCU	Fr	22	109	54	24	296	13.5	Ethan Stair-MER	Jr	21	28	77	105	5.0
18. Carlos Dotson-WCU	Jr	21	113	0	54	280	13.3	Fardaws Aimaq-MER	Fr	19	37	58	95	5.0
19. Matt Halvorsen-WCU	So	22	80	57	64	281	12.8	19. Myles Lewis-VMI	So	21	34	70	104	5.0
20. Tray Boyd III-ETSU	Jr	22	99	54	8	260	11.8	20. Brandon Austin-SAM	Jr	22	14	94	108	4.9
21. Jeromy Rodriguez-ETSU	Jr	22	108	0	41	257	11.7							
22. Jaylen Stowe-MER	Sr	21	86	8	64	244	11.6							
23. Kaiden Rice-CIT	So	20	83	52	14	232	11.6							
24. Myron Gordon-SAM	Jr	22	78	19	77	252	11.5							
25. Djordje Dimitrijevic-MER	Jr	21	81	19	57	238	11.3							
26. Donovan Toatley-UTC	Fr	19	82	16	35	215	11.3							
27. Patrick Good-ETSU	So	21	76	65	19	236	11.2							
28. Garrett Gilkeson-VMI	Jr	21	79	32	42	232	11.0							
Ethan Stair-MER	Jr	21	84	31	33	232	11.0							
30. Clay Mounce-FUR	So	21	86	30	23	225	10.7							

FIELD GOAL PCT						ASSISTS				
	Cl	G	FGM	FGA	Pct.		Cl	G	No.	Avg/G
1. Matt Rafferty-FUR	Sr	21	143	227	.630	1. Josh Sharkey-SAM	Jr	22	165	7.5
2. Ruben Guerrero-SAM	Sr	22	130	213	.610	2. Lew Stallworth-CIT	Sr	20	124	6.2
3. Cameron Jackson-WOF	Sr	21	129	218	.592	3. Demetrius Troy-UNCG	Sr	22	95	4.3
4. Carlos Dotson-WCU	Jr	21	113	191	.592	4. Matt Rafferty-FUR	Sr	21	90	4.3
5. Lew Stallworth-CIT	Sr	20	145	265	.547	5. Marcus Cohen-MER	So	19	68	3.6
6. Isaiah Miller-UNCG	So	22	134	262	.511	6. Alex Hunter-FUR	So	21	74	3.5
7. Kevin Easley-UTC	Fr	22	118	258	.457	7. Storm Murphy-WOF	So	20	69	3.5
8. Ross Cummings-MER	So	21	110	247	.445	8. Bubba Parham-VMI	So	21	72	3.4
9. Josh Sharkey-SAM	Jr	22	114	263	.433	9. Donovan Toatley-UTC	Fr	19	62	3.3
10. Bubba Parham-VMI	So	21	135	321	.421	10. Isaiah Tisdale-ETSU	Jr	21	65	3.1
11. Francis Alonso-UNCG	Sr	22	116	278	.417	11. Greg Parham-VMI	So	21	56	2.7
12. Fletcher Magee-WOF	Sr	21	124	308	.403	12. Matt Halvorsen-WCU	So	22	57	2.6
13. Jordan Lyons-FUR	Jr	21	118	309	.382	13. Garrett Gilkeson-VMI	Jr	21	54	2.6
						14. Cameron Jackson-WOF	Sr	21	53	2.5
						15. Francis Alonso-UNCG	Sr	22	55	2.5

2018-19 Southern Conference
INDIVIDUAL BASKETBALL STATISTICS
Through games of Jan 29, 2019 (All games)

FREE THROW PCT					
	Cl	G	FTM	FTA	Pct.
1. Fletcher Magee-WOF	Sr	21	61	66	.924
2. Francis Alonso-UNCG	Sr	22	88	99	.889
3. Myron Gordon-SAM	Jr	22	77	88	.875
4. Matt Halvorsen-WCU	So	22	64	75	.853
5. Djordje Dimitrijevic-MER	Jr	21	57	67	.851
6. Ross Cummings-MER	So	21	81	96	.844
7. Bubba Parham-VMI	So	21	102	129	.791
8. Josh Sharkey-SAM	Jr	22	104	135	.770
9. Matt Rafferty-FUR	Sr	21	81	109	.743
10. Jaylen Stowe-MER	Sr	21	64	88	.727
11. Lew Stallworth-CIT	Sr	20	66	93	.710
12. Zane Najdawi-CIT	Sr	20	64	91	.703
13. Cameron Jackson-WOF	Sr	21	55	86	.640
14. Carlos Dotson-WCU	Jr	21	54	113	.478

STEALS				
	Cl	G	No.	Avg/G
1. Matt Rafferty-FUR	Sr	21	59	2.8
2. Isaiah Miller-UNCG	So	22	61	2.8
Josh Sharkey-SAM	Jr	22	61	2.8
4. Ethan Stair-MER	Jr	21	42	2.0
5. Garrett Gilkeson-VMI	Jr	21	37	1.8
6. Cameron Jackson-WOF	Sr	21	31	1.5
7. Demetrius Troy-UNCG	Sr	22	31	1.4
8. Jeromy Rodriguez-ETSU	Jr	22	27	1.2
9. Jordan Lyons-FUR	Jr	21	24	1.1
10. Isaiah Tisdale-ETSU	Jr	21	23	1.1
Jaylen Stowe-MER	Sr	21	23	1.1
Myles Lewis-VMI	So	21	23	1.1
Greg Parham-VMI	So	21	23	1.1
14. Matt Frierson-CIT	Sr	20	21	1.1
15. Brandon Austin-SAM	Jr	22	22	1.0
Francis Alonso-UNCG	Sr	22	22	1.0
Alex Hunter-FUR	So	21	21	1.0

3-POINT FG PCT					
	Cl	G	3FG	FGA	Pct.
1. Kevion Nolan-SAM	So	19	30	59	.508
2. Storm Murphy-WOF	So	20	30	65	.462
3. Garrett Gilkeson-VMI	Jr	21	32	71	.451
4. Brandon Austin-SAM	Jr	22	68	151	.450
5. Kyrin Galloway-UNCG	Jr	22	35	79	.443
6. Nathan Hoover-WOF	Jr	21	52	119	.437
7. Ross Cummings-MER	So	21	72	166	.434
8. Kevin Easley-UTC	Fr	22	41	95	.432
9. Kameron Gibson-WCU	Fr	22	54	126	.429
10. Patrick Good-ETSU	So	21	65	161	.404
11. Matt Frierson-CIT	Sr	20	83	212	.392
12. Bubba Parham-VMI	So	21	71	184	.386
13. Tray Boyd III-ETSU	Jr	22	54	141	.383
14. Fletcher Magee-WOF	Sr	21	85	227	.374
15. Francis Alonso-UNCG	Sr	22	61	163	.374

3-POINT FG MADE				
	Cl	G	3FG	Avg/G
1. Matt Frierson-CIT	Sr	20	83	4.2
2. Fletcher Magee-WOF	Sr	21	85	4.0
3. Jordan Lyons-FUR	Jr	21	73	3.5
4. Ross Cummings-MER	So	21	72	3.4
5. Bubba Parham-VMI	So	21	71	3.4
6. Patrick Good-ETSU	So	21	65	3.1
7. Brandon Austin-SAM	Jr	22	68	3.1
8. Francis Alonso-UNCG	Sr	22	61	2.8
9. Kaiden Rice-CIT	So	20	52	2.6
10. Matt Halvorsen-WCU	So	22	57	2.6
11. Nathan Hoover-WOF	Jr	21	52	2.5
12. Kameron Gibson-WCU	Fr	22	54	2.5
Tray Boyd III-ETSU	Jr	22	54	2.5
14. Kevin Easley-UTC	Fr	22	41	1.9
15. Onno Steger-WCU	Jr	22	40	1.8

BLOCKED SHOTS				
	Cl	G	No.	Avg/G
1. Ruben Guerrero-SAM	Sr	22	44	2.0
2. Zane Najdawi-CIT	Sr	20	36	1.8
3. Cameron Jackson-WOF	Sr	21	25	1.2
4. Mladen Armus-ETSU	So	22	26	1.2
5. Matt Rafferty-FUR	Sr	21	24	1.1
6. Clay Mounce-FUR	So	21	22	1.0
7. Kyrin Galloway-UNCG	Jr	22	20	0.9
8. Fardaws Aimaq-MER	Fr	19	16	0.8
9. Jeromy Rodriguez-ETSU	Jr	22	18	0.8
10. Victor Bafutto-MER	So	20	15	0.8
11. Robert Allen-SAM	Fr	22	16	0.7
12. Jake Stephens-VMI	Fr	21	14	0.7
13. Thomas Smallwood-UTC	Sr	22	14	0.6
14. Justin Brown-UTC	Fr	20	11	0.6
15. Bo Hodges-ETSU	So	17	9	0.5

ASSIST/TURNOVER RATIO					
	Cl	G	Ast.	T/O	Ratio
1. Alex Hunter-FUR	So	21	74	25	3.0
2. Isaiah Tisdale-ETSU	Jr	21	65	23	2.8
3. Demetrius Troy-UNCG	Sr	22	95	39	2.4
4. Storm Murphy-WOF	So	20	69	29	2.4
5. Matt Rafferty-FUR	Sr	21	90	44	2.0
6. Lew Stallworth-CIT	Sr	20	124	66	1.9
7. Josh Sharkey-SAM	Jr	22	165	104	1.6
8. Marcus Cohen-MER	So	19	68	43	1.6
9. Donovan Toatley-UTC	Fr	19	62	44	1.4
10. Bubba Parham-VMI	So	21	72	60	1.2

2018-19 Southern Conference
INDIVIDUAL BASKETBALL STATISTICS
Through games of Jan 29, 2019 (All games)

OFFENSIVE REBOUNDS			
	Cl	G	No. Avg/G
1. Jeromy Rodriguez-ETSU	Jr	22	78 3.5
2. Ruben Guerrero-SAM	Sr	22	71 3.2
3. Cameron Jackson-WOF	Sr	21	64 3.0
Carlos Dotson-WCU	Jr	21	64 3.0
5. Matt Rafferty-FUR	Sr	21	63 3.0
6. Keve Aluma-WOF	So	21	58 2.8
7. Mladen Armus-ETSU	So	22	60 2.7
8. Zane Najdawi-CIT	Sr	20	49 2.5
9. Chevez Goodwin-WOF	So	21	41 2.0
10. Fardaws Aimaq-MER	Fr	19	37 1.9
11. Clay Mounce-FUR	So	21	38 1.8
12. Tyler Creammer-VMI	Jr	19	34 1.8
13. Eric Hamilton-UNCG	Jr	22	38 1.7
14. Garrett Gilkeson-VMI	Jr	21	36 1.7
15. Robert Allen-SAM	Fr	22	37 1.7

DEFENSIVE REBOUNDS			
	Cl	G	No. Avg/G
1. Jeromy Rodriguez-ETSU	Jr	22	178 8.1
2. Carlos Dotson-WCU	Jr	21	140 6.7
3. Matt Rafferty-FUR	Sr	21	128 6.1
4. Mladen Armus-ETSU	So	22	125 5.7
Robert Allen-SAM	Fr	22	125 5.7
6. Lew Stallworth-CIT	Sr	20	106 5.3
7. Ruben Guerrero-SAM	Sr	22	108 4.9
8. Zane Najdawi-CIT	Sr	20	98 4.9
9. Kevin Easley-UTC	Fr	22	107 4.9
10. Garrett Gilkeson-VMI	Jr	21	101 4.8
Cameron Jackson-WOF	Sr	21	101 4.8
12. Tyler Creammer-VMI	Jr	19	88 4.6
13. Clay Mounce-FUR	So	21	96 4.6
14. Brandon Austin-SAM	Jr	22	94 4.3
15. Keve Aluma-WOF	So	21	87 4.1

MINUTES PLAYED			
	Cl	G	No. Avg/G
1. Josh Sharkey-SAM	Jr	22	770 35.0
2. Bubba Parham-VMI	So	21	715 34.0
3. Matt Rafferty-FUR	Sr	21	713 34.0
4. Alex Hunter-FUR	So	21	703 33.5
5. Matt Halvorsen-WCU	So	22	735 33.4
6. Ethan Stair-MER	Jr	21	693 33.0
7. Jordan Lyons-FUR	Jr	21	686 32.7
8. Garrett Gilkeson-VMI	Jr	21	682 32.5
9. Ross Cummings-MER	So	21	680 32.4
10. Robert Allen-SAM	Fr	22	703 32.0

2018-19 Southern Conference
Conference Team Highs
Through games of Jan 29, 2019 (All games)

TEAM HIGHS (highest totals made by)

Points	148	The Citadel vs Mid-Atl. Christian (11/12/18)
	137	The Citadel vs Johnson (11/14/18)
	127	The Citadel vs Johnson & Wales (12/05/18)
	112	The Citadel vs High Point (11/27/18)
	112	Wofford vs Kentucky Christian (12/06/18)
	112	Wofford vs The Citadel (01/03/19)
Margin	78 (111-33)	UNC Greensboro vs Greensboro College (11/27/18)
	77 (137-60)	The Citadel vs Johnson (11/14/18)
	73 (148-75)	The Citadel vs Mid-Atl. Christian (11/12/18)
	65 (109-44)	ETSU vs Hiwassee (11/08/18)
	64 (98-34)	VMI vs Goucher (11/11/18)
Field goals made	57	The Citadel vs Mid-Atl. Christian (11/12/18)
	47	The Citadel vs Johnson (11/14/18)
	46	ETSU vs Hiwassee (11/08/18)
	46	The Citadel vs Johnson & Wales (12/05/18)
	45	Wofford vs Kentucky Christian (12/06/18)
Field goal attempts	98	The Citadel vs Mid-Atl. Christian (11/12/18)
	88	The Citadel vs Johnson & Wales (12/05/18)
	85	The Citadel vs Johnson (11/14/18)
	81	Samford vs Belmont (11/29/18)
Field goal percentage	81	Wofford vs Kentucky Christian (12/06/18)
	.672 (43-64)	Wofford vs The Citadel (01/03/19)
	.667 (38-57)	Samford at Wofford (01/24/19)
	.623 (38-61)	Samford vs North Alabama (11/06/18)
	.623 (38-61)	The Citadel vs High Point (11/27/18)
3-Pt FG made	.613 (46-75)	ETSU vs Hiwassee (11/08/18)
	23	The Citadel vs Mid-Atl. Christian (11/12/18)
	23	The Citadel vs High Point (11/27/18)
	21	Furman vs North Greenville (11/15/18)
	19	UNC Greensboro at LSU (11/09/18)
3-Pt FG attempts	19	VMI at Kentucky (11/18/18)
	51	The Citadel vs Mid-Atl. Christian (11/12/18)
	49	Furman vs North Greenville (11/15/18)
	48	The Citadel vs Johnson (11/14/18)
	46	Furman vs UNCW (12/15/18)
3-Pt percentage	46	The Citadel at Samford (01/17/19)
	.733 (11-15)	Samford at Wofford (01/24/19)
	.591 (13-22)	Wofford at Mississippi State (12/19/18)
	.577 (15-26)	Wofford vs The Citadel (01/03/19)
	.576 (19-33)	UNC Greensboro at LSU (11/09/18)
Free throws made	.575 (23-40)	The Citadel vs High Point (11/27/18)
	32	ETSU vs Reinhardt (12/03/18)
	29	Western Carolina vs Hiwassee (11/17/18)
	29	Mercer at UNC Greensboro (01/26/19)
	27	Mercer vs Piedmont (11/09/18)
	27	UNC Greensboro at Samford (12/22/18)
Free throw attempts	27	Mercer at Samford (01/19/19)
	40	Mercer vs Piedmont (11/09/18)
	39	ETSU vs Reinhardt (12/03/18)
	38	Western Carolina vs Hiwassee (11/17/18)
	36	UNC Greensboro at Samford (12/22/18)
	35	Samford vs Jacksonville State (11/09/18)
Free throw percentage	35	Mercer at Samford (01/19/19)
	1.000 (11-11)	VMI at Presbyterian (12/12/18)
	1.000 (5-5)	VMI at Kentucky (11/18/18)

	1.000	(3-3)	ETSU at Creighton (11/11/18)
	.950	(19-20)	Samford at Wofford (01/24/19)
	.941	(16-17)	Furman at VMI (01/10/19)
Rebounds	64		ETSU vs Reinhardt (12/03/18)
	63		The Citadel vs Mid-Atl. Christian (11/12/18)
	62		The Citadel vs Johnson (11/14/18)
	56		ETSU vs Hiwassee (11/08/18)
	56		Western Carolina vs Hiwassee (11/17/18)
Assists	37		The Citadel vs Mid-Atl. Christian (11/12/18)
	28		The Citadel vs Johnson (11/14/18)
	27		The Citadel vs High Point (11/27/18)
	27		UNC Greensboro vs Greensboro College (11/27/18)
	27		The Citadel vs Johnson & Wales (12/05/18)
	27		Wofford vs Kentucky Christian (12/06/18)
Steals	23		UNC Greensboro vs Greensboro College (11/27/18)
	20		Wofford vs Mars Hill (11/23/18)
	18		VMI vs Goucher (11/11/18)
	16		The Citadel vs Johnson (11/14/18)
	15		UNC Greensboro vs Johnson & Wales (11/16/18)
	15		The Citadel vs Western Carolina (01/12/19)
Blocked shots	14		The Citadel vs Johnson (11/14/18)
	9		UNC Greensboro at North Carolina A&T (11/06/18)
	9		Mercer vs Piedmont (11/09/18)
	9		UNC Greensboro vs Mercer (01/26/19)
	8		The Citadel vs High Point (11/27/18)
	8		Furman vs Western Carolina (12/01/18)
	8		ETSU vs UNC Greensboro (01/19/19)
Turnovers	35		Western Carolina vs Jacksonville State (11/20/18)
	33		Western Carolina at NC State (12/05/18)
	29		Western Carolina at The Citadel (01/12/19)
	26		Western Carolina at Iowa (12/18/18)
	24		Mercer at UNC Greensboro (01/26/19)
Fouls	29		Western Carolina at Wake Forest (11/27/18)
	28		Samford vs Jacksonville State (11/09/18)
	28		Mercer at NC State (11/24/18)
	27		Western Carolina vs Hiwassee (11/17/18)
	26		UNC Greensboro at LSU (11/09/18)
	26		VMI at Kentucky (11/18/18)
	26		ETSU vs Wyoming (12/21/18)
	26		Western Carolina at The Citadel (01/12/19)

2018-19 Southern Conference
Conference Individual Highs
Through games of Jan 29, 2019 (All games)

INDIVIDUAL PLAYER GAME HIGHS

Points	54		Jordan Lyons (Furman) vs North Greenville (11/15/18)
	36		Ross Cummings (Mercer) vs Western Carolina (01/10/19)
	35		Bubba Parham (VMI) at Kentucky (11/18/18)
	35		Patrick Good (ETSU) at Western Carolina (01/26/19)
	34		Kameron Gibson (Western Carolina) at SMU (11/14/18)
Field goals made	15		Jordan Lyons (Furman) vs North Greenville (11/15/18)
	12		Kyrin Galloway (UNC Greensboro) at LSU (11/09/18)
	12		Kameron Gibson (Western Carolina) at SMU (11/14/18)
	12		Carlos Dotson (Western Carolina) at Furman (12/01/18)
	12		Ross Cummings (Mercer) vs Western Carolina (01/10/19)
	12		Lew Stallworth (The Citadel) vs Western Carolina (01/12/19)
	12		Patrick Good (ETSU) at Western Carolina (01/26/19)
Field goal attempts	35		Jordan Lyons (Furman) vs North Greenville (11/15/18)
	26		Jordan Lyons (Furman) vs Western Carolina (12/01/18)
	24		Bubba Parham (VMI) at Stetson (11/23/18)
	24		Fletcher Magee (Wofford) vs Samford (01/24/19)
	23		Fletcher Magee (Wofford) vs North Carolina (11/06/18)
Field goal percentage	.889	(8-9)	Daivien Williamson (ETSU) at Illinois (12/15/18)
	.857	(12-14)	Kyrin Galloway (UNC Greensboro) at LSU (11/09/18)
	.833	(10-12)	Zane Najdawi (The Citadel) vs Johnson & Wales (12/05/18)
	.818	(9-11)	Matt Rafferty (Furman) vs Bob Jones (11/06/18)
	.818	(9-11)	Cameron Jackson (Wofford) vs Coppin State (11/21/18)
	.818	(9-11)	Matt Rafferty (Furman) at Elon (12/04/18)
3-Pt FG made	15		Jordan Lyons (Furman) vs North Greenville (11/15/18)
	11		Patrick Good (ETSU) at Western Carolina (01/26/19)
	10		Matt Frierson (The Citadel) vs Johnson (11/14/18)
	10		Bubba Parham (VMI) at Kentucky (11/18/18)
	9		Nathan Hoover (Wofford) at South Carolina (11/26/18)
3-Pt FG attempts	34		Jordan Lyons (Furman) vs North Greenville (11/15/18)
	19		Fletcher Magee (Wofford) vs Samford (01/24/19)
	17		Jordan Lyons (Furman) vs Western Carolina (12/01/18)
	17		Patrick Good (ETSU) at Western Carolina (01/26/19)
	16		Fletcher Magee (Wofford) vs North Carolina (11/06/18)
	16		Matt Frierson (The Citadel) vs Johnson (11/14/18)
	16		Bubba Parham (VMI) at Kentucky (11/18/18)
3-Pt percentage	1.000	(5-5)	Josh Sharkey (Samford) vs Houston Baptist (12/17/18)
	1.000	(5-5)	Kevin Easley (Chattanooga) at Western Carolina (01/03/19)
	.833	(5-6)	Kevin Easley (Chattanooga) at Michigan (11/23/18)
	.833	(5-6)	Connor Kern (The Citadel) vs High Point (11/27/18)
	.833	(5-6)	Kevidon Nolan (Samford) vs VMI (12/29/18)
	.833	(5-6)	Ross Cummings (Mercer) at Chattanooga (01/17/19)
	.833	(5-6)	Angelo Allegri (UNC Greensboro) at ETSU (01/19/19)
	.833	(5-6)	Kameron Gibson (Western Carolina) vs ETSU (01/26/19)
Free throws made	17		Francis Alonso (UNC Greensboro) at Samford (12/22/18)
	12		Bubba Parham (VMI) vs American (11/27/18)
	12		Ross Cummings (Mercer) at Samford (01/19/19)
	11		Djordje Dimitrijevic (Mercer) at NC State (11/24/18)
	11		Eric Hamilton (UNC Greensboro) vs Coppin State (12/12/18)
	11		Bubba Parham (VMI) at The Citadel (01/26/19)
Free throw attempts	21		Francis Alonso (UNC Greensboro) at Samford (12/22/18)
	15		Eric Hamilton (UNC Greensboro) vs Coppin State (12/12/18)
	14		Bubba Parham (VMI) vs American (11/27/18)
	13		Carlos Dotson (Western Carolina) at NC State (12/05/18)
	12		Jordan Lyons (Furman) vs North Greenville (11/15/18)
	12		Ross Cummings (Mercer) at Samford (01/19/19)

	12	Bubba Parham (VMI) at The Citadel (01/26/19)
Free throw percentage	1.000 (12-12)	Ross Cummings (Mercer) at Samford (01/19/19)
	1.000 (11-11)	Djordje Dimitrijevic (Mercer) at NC State (11/24/18)
	1.000 (10-10)	Zane Najdawi (The Citadel) vs Johnson (11/14/18)
	1.000 (10-10)	Nathan Hoover (Wofford) vs Coastal Carolina (12/09/18)
	1.000 (10-10)	Matt Rafferty (Furman) at UNC Greensboro (01/12/19)
	1.000 (9-9)	Matt Frierson (The Citadel) at Campbell (12/18/18)
	1.000 (8-8)	Donovann Toatley (Chattanooga) at Charlotte (11/06/18)
	1.000 (8-8)	Francis Alonso (UNC Greensboro) vs Johnson & Wales (11/16/18)
	1.000 (8-8)	Matt Halvorsen (Western Carolina) vs Hiwassee (11/17/18)
	1.000 (8-8)	Daivien Williamson (ETSU) vs Reinhardt (12/03/18)
	1.000 (8-8)	Matt Halvorsen (Western Carolina) vs Chattanooga (01/03/19)
	1.000 (8-8)	Ross Cummings (Mercer) at UNC Greensboro (01/26/19)
Rebounds	19	Jeromy Rodriguez (ETSU) vs Samford (01/03/19)
	18	Thomas Smallwood (Chattanooga) vs Cumberland (11/13/18)
	18	Jeromy Rodriguez (ETSU) at Mercer (01/12/19)
	17	Matt Rafferty (Furman) at Villanova (11/17/18)
	17	Jeromy Rodriguez (ETSU) at Georgia Southern (11/27/18)
	17	Mladen Armus (ETSU) vs Samford (01/03/19)
Assists	16	Josh Sharkey (Samford) at Wofford (01/24/19)
	14	Josh Sharkey (Samford) at ETSU (01/03/19)
	13	Lew Stallworth (The Citadel) vs Johnson (11/14/18)
	12	Lew Stallworth (The Citadel) vs High Point (11/27/18)
	12	Josh Sharkey (Samford) at Furman (01/26/19)
Steals	8	Josh Sharkey (Samford) vs Jacksonville State (11/09/18)
	7	Josh Sharkey (Samford) at Purdue Fort Wayne (11/23/18)
	7	Matt Rafferty (Furman) at VMI (01/10/19)
	6	Ta'Vonne Bond (VMI) vs Goucher (11/11/18)
	6	Tray Hollowell (Wofford) vs Mars Hill (11/23/18)
	6	Josh Sharkey (Samford) vs UNC Greensboro (12/22/18)
	6	Isaiah Miller (UNC Greensboro) vs Chattanooga (12/29/18)
	6	Isaiah Miller (UNC Greensboro) at ETSU (01/19/19)
	6	Matt Rafferty (Furman) vs Chattanooga (01/24/19)
Blocked shots	7	James Dickey (UNC Greensboro) at North Carolina A&T (11/06/18)
	6	Zane Najdawi (The Citadel) vs Johnson (11/14/18)
	5	Octavion Corley (ETSU) vs Hiwassee (11/08/18)
	4	Ruben Guerrero (Samford) vs North Alabama (11/06/18)
	4	Victor Bafutto (Mercer) vs Piedmont (11/09/18)
	4	Kyrin Galloway (UNC Greensboro) at LSU (11/09/18)
	4	Matt Rafferty (Furman) at Villanova (11/17/18)
	4	Ruben Guerrero (Samford) vs Belmont (11/29/18)
	4	Matt Rafferty (Furman) vs Western Carolina (12/01/18)
	4	Ruben Guerrero (Samford) vs Houston Baptist (12/17/18)
	4	Ruben Guerrero (Samford) vs VMI (12/29/18)
	4	James Dickey (UNC Greensboro) vs Furman (01/12/19)
	4	James Dickey (UNC Greensboro) at ETSU (01/19/19)
	4	Fardaws Aimaq (Mercer) at Samford (01/19/19)
Turnovers	9	Carlos Dotson (Western Carolina) vs Jacksonville State (11/20/18)
	8	Josh Sharkey (Samford) at ETSU (01/03/19)
	8	Josh Sharkey (Samford) at Wofford (01/24/19)
	7	Josh Sharkey (Samford) vs North Alabama (11/06/18)
	7	Matt Halvorsen (Western Carolina) at SMU (11/14/18)
	7	Lew Stallworth (The Citadel) at Texas (11/16/18)
	7	James Harrison (ETSU) vs Reinhardt (12/03/18)
	7	Matt Halvorsen (Western Carolina) at NC State (12/05/18)
	7	Marc Gosselin (Western Carolina) at NC State (12/05/18)
	7	Francis Alonso (UNC Greensboro) at Elon (12/07/18)
	7	Josh Sharkey (Samford) at Alabama A&M (12/09/18)

7 Josh Sharkey (Samford) at Tennessee (12/19/18)
7 Kameron Gibson (Western Carolina) vs ETSU (01/26/19)

2018-19 Southern Conference
CONFERENCE BASKETBALL STATISTICS
Through games of Jan 29, 2019 (Conference games only)

SCORING OFFENSE	G	W-L	Pts	Avg/G
1. Wofford	9	9-0	751	83.4
2. Samford	9	3-6	735	81.7
3. ETSU	9	7-2	732	81.3
4. The Citadel	9	2-7	692	76.9
5. UNC Greensboro	9	8-1	686	76.2
Furman	9	5-4	686	76.2
7. Mercer	9	3-6	685	76.1
8. Western Carolina	9	2-7	666	74.0
9. VMI	9	1-8	657	73.0
10. Chattanooga	9	5-4	651	72.3

SCORING DEFENSE	G	Pts	Avg/G
1. Wofford	9	619	68.8
2. UNC Greensboro	9	635	70.6
3. ETSU	9	644	71.6
4. Furman	9	648	72.0
5. Chattanooga	9	677	75.2
6. Mercer	9	696	77.3
7. Western Carolina	9	723	80.3
8. Samford	9	738	82.0
9. VMI	9	769	85.4
10. The Citadel	9	792	88.0

SCORING MARGIN	G	Offense	Defense	Margin
1. Wofford	9	83.4	68.8	+14.7
2. ETSU	9	81.3	71.6	+9.8
3. UNC Greensboro	9	76.2	70.6	+5.7
4. Furman	9	76.2	72.0	+4.2
5. Samford	9	81.7	82.0	-0.3
6. Mercer	9	76.1	77.3	-1.2
7. Chattanooga	9	72.3	75.2	-2.9
8. Western Carolina	9	74.0	80.3	-6.3
9. The Citadel	9	76.9	88.0	-11.1
10. VMI	9	73.0	85.4	-12.4

FREE THROW PCT	G	FTM	FTA	Pct.
1. Samford	9	137	181	.757
2. Mercer	9	147	199	.739
3. Furman	9	104	141	.738
4. UNC Greensboro	9	138	189	.730
5. VMI	9	119	163	.730
6. Wofford	9	102	143	.713
7. The Citadel	9	90	129	.698
8. Western Carolina	9	127	185	.686
9. Chattanooga	9	97	142	.683
10. ETSU	9	89	140	.636

FIELD GOAL PERCENTAGE	G	FGM	FGA	Pct.
1. Wofford	9	281	549	.512
2. ETSU	9	283	563	.503
3. Samford	9	259	538	.481
4. Mercer	9	234	493	.475
5. Western Carolina	9	230	487	.472
6. Chattanooga	9	235	504	.466
7. Furman	9	248	549	.452
8. UNC Greensboro	9	240	555	.432
9. VMI	9	228	528	.432
10. The Citadel	9	252	618	.408

FIELD GOAL PCT DEFENSE	G	FGM	FGA	Pct.
1. ETSU	9	229	524	.437
2. Furman	9	238	543	.438
3. Wofford	9	216	481	.449
4. Mercer	9	247	543	.455
5. Chattanooga	9	254	552	.460
6. Samford	9	260	559	.465
7. UNC Greensboro	9	222	477	.465
8. Western Carolina	9	263	554	.475
9. The Citadel	9	283	586	.483
10. VMI	9	278	565	.492

3-POINT FG PCT	G	3FGM	3FGA	Pct.
1. Samford	9	80	192	.417
2. Wofford	9	87	217	.401
3. Chattanooga	9	84	218	.385
4. ETSU	9	77	205	.376
5. Mercer	9	70	189	.370
6. Western Carolina	9	79	219	.361
7. Furman	9	86	251	.343
8. VMI	9	82	240	.342
9. UNC Greensboro	9	68	204	.333
10. The Citadel	9	98	329	.298

3-POINT FG PCT DEFENSE	G	3FGM	3FGA	Pct.
1. Furman	9	74	232	.319
2. Western Carolina	9	70	217	.323
3. Chattanooga	9	68	192	.354
4. ETSU	9	79	221	.357
5. The Citadel	9	100	278	.360
6. Mercer	9	94	256	.367
7. UNC Greensboro	9	62	167	.371
8. VMI	9	84	224	.375
9. Wofford	9	78	207	.377
10. Samford	9	102	270	.378

REBOUNDING OFFENSE	G	Rebounds	Avg/G
1. ETSU	9	347	38.6
2. Western Carolina	9	333	37.0
3. Furman	9	328	36.4
4. The Citadel	9	310	34.4
5. UNC Greensboro	9	309	34.3
VMI	9	309	34.3
7. Wofford	9	307	34.1
Samford	9	307	34.1
9. Chattanooga	9	286	31.8
10. Mercer	9	278	30.9

REBOUNDING DEFENSE	G	Rebounds	Avg/G
1. Wofford	9	229	25.4
2. ETSU	9	265	29.4
3. Western Carolina	9	293	32.6
4. Furman	9	304	33.8
5. UNC Greensboro	9	314	34.9
6. Samford	9	317	35.2
7. Mercer	9	330	36.7
8. Chattanooga	9	331	36.8
9. VMI	9	333	37.0
10. The Citadel	9	398	44.2

2018-19 Southern Conference
CONFERENCE BASKETBALL STATISTICS
Through games of Jan 29, 2019 (Conference games only)

REBOUNDING MARGIN					
	G	Team	Avg.	Opp.	Avg. Margin
1. ETSU	9	347	38.6	265	29.4 +9.1
2. Wofford	9	307	34.1	229	25.4 +8.7
3. Western Carolina	9	333	37.0	293	32.6 +4.4
4. Furman	9	328	36.4	304	33.8 +2.7
5. UNC Greensboro	9	309	34.3	314	34.9 -0.6
6. Samford	9	307	34.1	317	35.2 -1.1
7. VMI	9	309	34.3	333	37.0 -2.7
8. Chattanooga	9	286	31.8	331	36.8 -5.0
9. Mercer	9	278	30.9	330	36.7 -5.8
10. The Citadel	9	310	34.4	398	44.2 -9.8

BLOCKED SHOTS			
	G	No.	Avg/G
1. ETSU	9	44	4.9
2. UNC Greensboro	9	40	4.4
3. Furman	9	30	3.3
4. Chattanooga	9	29	3.2
Samford	9	29	3.2
6. The Citadel	9	27	3.0
Wofford	9	27	3.0
8. Mercer	9	23	2.6
Western Carolina	9	23	2.6
10. VMI	9	17	1.9

ASSISTS			
	G	No.	Avg/G
1. ETSU	9	150	16.7
2. Wofford	9	144	16.0
3. Samford	9	142	15.8
4. Furman	9	133	14.8
5. The Citadel	9	123	13.7
6. Chattanooga	9	122	13.6
7. VMI	9	119	13.2
8. UNC Greensboro	9	112	12.4
9. Western Carolina	9	109	12.1
10. Mercer	9	108	12.0

STEALS			
	G	No.	Avg/G
1. UNC Greensboro	9	85	9.4
2. Furman	9	73	8.1
3. ETSU	9	71	7.9
4. Samford	9	67	7.4
5. Mercer	9	65	7.2
6. The Citadel	9	63	7.0
7. VMI	9	58	6.4
8. Wofford	9	54	6.0
9. Western Carolina	9	35	3.9
10. Chattanooga	9	33	3.7

TURNOVER MARGIN					
	G	Team	Avg.	Opp.	Avg. Margin
1. UNC Greensboro	9	103	11.4	160	17.8 +6.3
2. Wofford	9	101	11.2	127	14.1 +2.9
3. The Citadel	9	111	12.3	126	14.0 +1.7
4. Mercer	9	113	12.6	125	13.9 +1.3
5. Samford	9	116	12.9	121	13.4 +0.6
6. ETSU	9	124	13.8	124	13.8 +0.0
7. Furman	9	120	13.3	117	13.0 -0.3
8. Chattanooga	9	108	12.0	89	9.9 -2.1
9. VMI	9	130	14.4	108	12.0 -2.4
10. Western Carolina	9	160	17.8	89	9.9 -7.9

ASSIST/TURNOVER RATIO						
	G	Ast.	Avg.	T/O	Avg.	Ratio
1. Wofford	9	144	16.0	101	11.2	1.4
2. Samford	9	142	15.8	116	12.9	1.2
3. ETSU	9	150	16.7	124	13.8	1.2
4. Chattanooga	9	122	13.6	108	12.0	1.1
5. Furman	9	133	14.8	120	13.3	1.1
6. The Citadel	9	123	13.7	111	12.3	1.1
7. UNC Greensboro	9	112	12.4	103	11.4	1.1
8. Mercer	9	108	12.0	113	12.6	1.0
9. VMI	9	119	13.2	130	14.4	0.9
10. Western Carolina	9	109	12.1	160	17.8	0.7

OFFENSIVE REBOUNDS			
	G	No.	Avg/G
1. ETSU	9	115	12.8
2. UNC Greensboro	9	110	12.2
3. Wofford	9	99	11.0
4. Furman	9	97	10.8
5. Western Carolina	9	93	10.3
The Citadel	9	93	10.3
7. Samford	9	83	9.2
8. VMI	9	75	8.3
9. Mercer	9	74	8.2
10. Chattanooga	9	63	7.0

DEFENSIVE REBOUNDS			
	G	No.	Avg/G
1. Western Carolina	9	240	26.7
2. VMI	9	234	26.0
3. ETSU	9	232	25.8
4. Furman	9	231	25.7
5. Samford	9	224	24.9
6. Chattanooga	9	223	24.8
7. The Citadel	9	217	24.1
8. Wofford	9	208	23.1
9. Mercer	9	204	22.7
10. UNC Greensboro	9	199	22.1

DEFENSIVE REB PCT.				
	G	D-Reb	Opp. OR	D-Reb%
1. Wofford	9	208	58	.782
2. ETSU	9	232	78	.748
3. VMI	9	234	82	.741
4. Furman	9	231	87	.726
5. Western Carolina	9	240	92	.723
6. Samford	9	224	94	.704
7. Chattanooga	9	223	95	.701
8. UNC Greensboro	9	199	87	.696
9. The Citadel	9	217	109	.666
10. Mercer	9	204	120	.630

OFFENSIVE REB PCT.				
	G	O-Reb	Opp. DR	O-Reb%
1. ETSU	9	115	187	.381
2. Wofford	9	99	171	.367
3. UNC Greensboro	9	110	227	.326
4. Western Carolina	9	93	201	.316
5. Furman	9	97	217	.309
6. Samford	9	83	223	.271
7. Mercer	9	74	210	.261
8. The Citadel	9	93	289	.243
9. VMI	9	75	251	.230
10. Chattanooga	9	63	236	.211

2018-19 Southern Conference
CONFERENCE BASKETBALL STATISTICS
Through games of Jan 29, 2019 (Conference games only)

<u>3-POINT FG MADE</u>	<u>G</u>	<u>No.</u>	<u>Avg/G</u>
1. The Citadel	9	98	10.9
2. Wofford	9	87	9.7
3. Furman	9	86	9.6
4. Chattanooga	9	84	9.3
5. VMI	9	82	9.1
6. Samford	9	80	8.9
7. Western Carolina	9	79	8.8
8. ETSU	9	77	8.6
9. Mercer	9	70	7.8
10. UNC Greensboro	9	68	7.6

2018-19 Southern Conference
CONFERENCE BASKETBALL STATISTICS
Through games of Jan 29, 2019 (Conference games only)

Team	Conference	Pct.	PF	PA	Overall	Pct.	PF	PA	Current unbeaten streak
Wofford	9-0	1.000	83.4	68.8	9-0	1.000	83.4	68.8	Wofford -- 9
UNC Greensboro	8-1	.889	76.2	70.6	8-1	.889	76.2	70.6	UNC Greensboro -- 5
ETSU	7-2	.778	81.3	71.6	7-2	.778	81.3	71.6	The Citadel -- 1
Furman	5-4	.556	76.2	72.0	5-4	.556	76.2	72.0	ETSU -- 1
Chattanooga	5-4	.556	72.3	75.2	5-4	.556	72.3	75.2	Samford -- 1
Samford	3-6	.333	81.7	82.0	3-6	.333	81.7	82.0	
Mercer	3-6	.333	76.1	77.3	3-6	.333	76.1	77.3	
The Citadel	2-7	.222	76.9	88.0	2-7	.222	76.9	88.0	
Western Carolina	2-7	.222	74.0	80.3	2-7	.222	74.0	80.3	
VMI	1-8	.111	73.0	85.4	1-8	.111	73.0	85.4	

TEAM SUMMARIES	G	PF-PA	Avg score	Margin	FG-FGA	Pct.	3FG-FGA	Pct.	FT-FTA	Pct.	RebF	RebA	Margin
Chattanooga	9	651-677	72.3-75.2	-2.9	235-504	.466	84-218	.385	97-142	.683	286	331	-5.0
ETSU	9	732-644	81.3-71.6	+9.8	283-563	.503	77-205	.376	89-140	.636	347	265	+9.1
Furman	9	686-648	76.2-72.0	+4.2	248-549	.452	86-251	.343	104-141	.738	328	304	+2.7
Mercer	9	685-696	76.1-77.3	-1.2	234-493	.475	70-189	.370	147-199	.739	278	330	-5.8
Samford	9	735-738	81.7-82.0	-0.3	259-538	.481	80-192	.417	137-181	.757	307	317	-1.1
The Citadel	9	692-792	76.9-88.0	-11.1	252-618	.408	98-329	.298	90-129	.698	310	398	-9.8
UNC Greensboro	9	686-635	76.2-70.6	+5.7	240-555	.432	68-204	.333	138-189	.730	309	314	-0.6
VMI	9	657-769	73.0-85.4	-12.4	228-528	.432	82-240	.342	119-163	.730	309	333	-2.7
Western Carolina	9	666-723	74.0-80.3	-6.3	230-487	.472	79-219	.361	127-185	.686	333	293	+4.4
Wofford	9	751-619	83.4-68.8	+14.7	281-549	.512	87-217	.401	102-143	.713	307	229	+8.7

ATTENDANCE	Home	Average	Away	Average	Neutral	Average	Total	Average
Chattanooga	4-14472	3618	5-13648	2730	0-0	0	9-28120	3124
ETSU	5-24754	4951	4-8589	2147	0-0	0	9-33343	3705
Furman	5-10276	2055	4-12696	3174	0-0	0	9-22972	2552
Mercer	3-8124	2708	6-10359	1726	0-0	0	9-18483	2054
Samford	4-4611	1153	5-14094	2819	0-0	0	9-18705	2078
The Citadel	4-6924	1731	5-16617	3323	0-0	0	9-23541	2616
UNC Greensboro	5-13430	2686	4-9502	2376	0-0	0	9-22932	2548
VMI	4-4500	1125	5-13561	2712	0-0	0	9-18061	2007
Western Carolina	5-7981	1596	4-8194	2048	0-0	0	9-16175	1797
Wofford	6-16905	2818	3-4717	1572	0-0	0	9-21622	2402
Totals	45-111977	2488	45-111977	2488	0-0	0	90-223954	2488

2018-19 Southern Conference
INDIVIDUAL BASKETBALL STATISTICS
Through games of Jan 29, 2019 (Conference games only)

To be ranked, a player must appear in at least 75.0% of their team's games.

SCORING							REBOUNDING						
	Cl	G	FG	3FG	FT	Pts Avg/G		Cl	G	Off	Def	Total	Avg/G
1. Ross Cummings-MER	So	9	59	37	48	203 22.6	1. Carlos Dotson-WCU	Jr	8	29	66	95	11.9
2. Fletcher Magee-WOF	Sr	9	59	40	29	187 20.8	2. Jeromy Rodriguez-ETSU	Jr	9	27	72	99	11.0
3. Matt Rafferty-FUR	Sr	9	64	4	46	178 19.8	3. Matt Rafferty-FUR	Sr	9	29	57	86	9.6
4. Lew Stallworth-CIT	Sr	9	70	12	23	175 19.4	4. Mladen Armus-ETSU	So	9	20	58	78	8.7
5. Bubba Parham-VMI	So	9	51	24	43	169 18.8	5. James Dickey-UNCG	Jr	7	24	34	58	8.3
6. Josh Sharkey-SAM	Jr	9	56	8	37	157 17.4	6. Keve Aluma-WOF	So	9	28	44	72	8.0
7. Isaiah Miller-UNCG	So	9	60	9	19	148 16.4	7. Ruben Guerrero-SAM	Sr	9	24	47	71	7.9
8. Kevin Easley-UTC	Fr	9	51	21	23	146 16.2	8. Garrett Gilkeson-VMI	Jr	9	16	53	69	7.7
Francis Alonso-UNCG	Sr	9	41	21	43	146 16.2	Cameron Jackson-WOF	Sr	9	27	42	69	7.7
10. Carlos Dotson-WCU	Jr	8	54	0	20	128 16.0	10. Zane Najdawi-CIT	Sr	9	21	45	66	7.3
11. Jordan Lyons-FUR	Jr	9	50	28	14	142 15.8	11. Clay Mounce-FUR	So	9	22	42	64	7.1
Brandon Austin-SAM	Jr	9	45	31	21	142 15.8	Kevin Easley-UTC	Fr	9	15	49	64	7.1
13. Cameron Jackson-WOF	Sr	9	53	3	30	139 15.4	13. Robert Allen-SAM	Fr	9	19	40	59	6.6
14. Kameron Gibson-WCU	Fr	9	51	24	11	137 15.2	14. Brandon Austin-SAM	Jr	9	6	48	54	6.0
15. Zane Najdawi-CIT	Sr	9	48	11	19	126 14.0	Eric Hamilton-UNCG	Jr	9	23	31	54	6.0
16. Nathan Hoover-WOF	Jr	9	44	18	18	124 13.8	16. Hayden Brown-CIT	So	7	22	18	40	5.7
Ethan Stair-MER	Jr	9	45	16	18	124 13.8	17. Onno Steger-WCU	Jr	9	13	38	51	5.7
18. Onno Steger-WCU	Jr	9	37	18	28	120 13.3	18. Ramon Vila-UTC	So	8	11	34	45	5.6
19. Ruben Guerrero-SAM	Sr	9	50	0	19	119 13.2	19. Ethan Stair-MER	Jr	9	12	36	48	5.3
20. Robert Allen-SAM	Fr	9	39	13	23	114 12.7	Marc Gosselin-WCU	Sr	9	15	33	48	5.3
21. Jaylen Stowe-MER	Sr	9	40	3	30	113 12.6							
22. Patrick Good-ETSU	So	9	35	27	11	108 12.0							
23. Garrett Gilkeson-VMI	Jr	9	36	15	20	107 11.9							
24. Matt Halvorsen-WCU	So	9	28	20	30	106 11.8							
Jeromy Rodriguez-ETSU	Jr	9	47	0	12	106 11.8							
26. Ramon Vila-UTC	So	8	39	0	16	94 11.8							
27. Donovan Toatley-UTC	Fr	8	35	8	15	93 11.6							
28. Myron Gordon-SAM	Jr	9	31	10	31	103 11.4							
29. Daivien Williamson-ETSU	Fr	9	38	11	11	98 10.9							
30. Tray Boyd III-ETSU	Jr	9	36	20	3	95 10.6							

FIELD GOAL PCT						ASSISTS			
	Cl	G	FGM	FGA	Pct.		Cl	G	No. Avg/G
1. Carlos Dotson-WCU	Jr	8	54	90	.600	1. Josh Sharkey-SAM	Jr	9	87 9.7
2. Cameron Jackson-WOF	Sr	9	53	89	.596	2. Lew Stallworth-CIT	Sr	9	46 5.1
3. Jeromy Rodriguez-ETSU	Jr	9	47	79	.595	3. Demetrius Troy-UNCG	Sr	9	41 4.6
4. Matt Rafferty-FUR	Sr	9	64	108	.593	4. Bubba Parham-VMI	So	9	35 3.9
5. Ruben Guerrero-SAM	Sr	9	50	87	.575	Matt Rafferty-FUR	Sr	9	35 3.9
6. Ethan Stair-MER	Jr	9	45	80	.563	6. Alex Hunter-FUR	So	9	33 3.7
7. Ross Cummings-MER	So	9	59	113	.522	7. Marcus Cohen-MER	So	8	29 3.6
8. Lew Stallworth-CIT	Sr	9	70	138	.507	8. Cameron Jackson-WOF	Sr	9	32 3.6
9. Isaiah Miller-UNCG	So	9	60	120	.500	9. David Jean-Baptiste-UTC	So	9	29 3.2
10. Kameron Gibson-WCU	Fr	9	51	104	.490	10. Storm Murphy-WOF	So	9	27 3.0
11. Kevin Easley-UTC	Fr	9	51	106	.481	Garrett Gilkeson-VMI	Jr	9	27 3.0
12. Zane Najdawi-CIT	Sr	9	48	104	.462	12. Kameron Gibson-WCU	Fr	9	26 2.9
13. Brandon Austin-SAM	Jr	9	45	98	.459	Matt Halvorsen-WCU	So	9	26 2.9
14. Josh Sharkey-SAM	Jr	9	56	128	.438	14. Donovan Toatley-UTC	Fr	8	23 2.9
15. Fletcher Magee-WOF	Sr	9	59	141	.418	15. Isaiah Tisdale-ETSU	Jr	9	25 2.8

2018-19 Southern Conference
INDIVIDUAL BASKETBALL STATISTICS
Through games of Jan 29, 2019 (Conference games only)

FREE THROW PCT					
	Cl	G	FTM	FTA	Pct.
1. Fletcher Magee-WOF	Sr	9	29	31	.935
2. Ross Cummings-MER	So	9	48	53	.906
3. Matt Halvorsen-WCU	So	9	30	34	.882
4. Francis Alonso-UNCG	Sr	9	43	50	.860
5. Myron Gordon-SAM	Jr	9	31	37	.838
6. Onno Steger-WCU	Jr	9	28	34	.824
7. Matt Rafferty-FUR	Sr	9	46	57	.807
8. Bubba Parham-VMI	So	9	43	54	.796
9. Lew Stallworth-CIT	Sr	9	23	29	.793
10. Jaylen Stowe-MER	Sr	9	30	38	.789
11. Josh Sharkey-SAM	Jr	9	37	47	.787
12. Robert Allen-SAM	Fr	9	23	30	.767
Kevin Easley-UTC	Fr	9	23	30	.767
14. Cameron Jackson-WOF	Sr	9	30	48	.625
15. Carlos Dotson-WCU	Jr	8	20	44	.455

STEALS				
	Cl	G	No.	Avg/G
1. Matt Rafferty-FUR	Sr	9	34	3.8
2. Isaiah Miller-UNCG	So	9	28	3.1
3. Josh Sharkey-SAM	Jr	9	27	3.0
4. Ethan Stair-MER	Jr	9	22	2.4
5. James Dickey-UNCG	Jr	7	12	1.7
6. Garrett Gilkeson-VMI	Jr	9	15	1.7
7. Cameron Jackson-WOF	Sr	9	14	1.6
8. Zane Najdawi-CIT	Sr	9	12	1.3
9. Hayden Brown-CIT	So	7	9	1.3
10. Demetrius Troy-UNCG	Sr	9	11	1.2
Brandon Austin-SAM	Jr	9	11	1.2
Mladen Armus-ETSU	So	9	11	1.2
David Jean-Baptiste-UTC	So	9	11	1.2
Myles Lewis-VMI	So	9	11	1.2
15. Francis Alonso-UNCG	Sr	9	10	1.1
Jaylen Stowe-MER	Sr	9	10	1.1
Jeromy Rodriguez-ETSU	Jr	9	10	1.1
Isaiah Tisdale-ETSU	Jr	9	10	1.1
Matt Frierson-CIT	Sr	9	10	1.1

3-POINT FG PCT					
	Cl	G	3FG	FGA	Pct.
1. Ross Cummings-MER	So	9	37	72	.514
2. Kevin Easley-UTC	Fr	9	21	42	.500
3. Garrett Gilkeson-VMI	Jr	9	15	31	.484
4. Brandon Austin-SAM	Jr	9	31	69	.449
5. Jake Stephens-VMI	Fr	9	17	40	.425
6. Kameron Gibson-WCU	Fr	9	24	58	.414
7. Ethan Stair-MER	Jr	9	16	39	.410
David Jean-Baptiste-UTC	So	9	16	39	.410
9. Patrick Good-ETSU	So	9	27	66	.409
10. Andrew Brown-FUR	Sr	8	13	32	.406
11. Nathan Hoover-WOF	Jr	9	18	45	.400
12. Fletcher Magee-WOF	Sr	9	40	103	.388
13. Jordan Lyons-FUR	Jr	9	28	79	.354
14. Onno Steger-WCU	Jr	9	18	51	.353
15. Tray Boyd III-ETSU	Jr	9	20	58	.345

3-POINT FG MADE				
	Cl	G	3FG	Avg/G
1. Fletcher Magee-WOF	Sr	9	40	4.4
2. Ross Cummings-MER	So	9	37	4.1
3. Brandon Austin-SAM	Jr	9	31	3.4
4. Jordan Lyons-FUR	Jr	9	28	3.1
5. Patrick Good-ETSU	So	9	27	3.0
6. Matt Frierson-CIT	Sr	9	26	2.9
7. Bubba Parham-VMI	So	9	24	2.7
Kameron Gibson-WCU	Fr	9	24	2.7
9. Kevin Easley-UTC	Fr	9	21	2.3
Francis Alonso-UNCG	Sr	9	21	2.3
11. Tray Boyd III-ETSU	Jr	9	20	2.2
Matt Halvorsen-WCU	So	9	20	2.2
13. Nathan Hoover-WOF	Jr	9	18	2.0
Onno Steger-WCU	Jr	9	18	2.0
15. Jake Stephens-VMI	Fr	9	17	1.9

BLOCKED SHOTS				
	Cl	G	No.	Avg/G
1. Ruben Guerrero-SAM	Sr	9	19	2.1
2. James Dickey-UNCG	Jr	7	14	2.0
3. Mladen Armus-ETSU	So	9	13	1.4
Zane Najdawi-CIT	Sr	9	13	1.4
Cameron Jackson-WOF	Sr	9	13	1.4
6. Lucas N'Guessan-ETSU		8	10	1.3
7. Ramon Vila-UTC	So	8	9	1.1
8. Clay Mounce-FUR	So	9	10	1.1
9. Kyrin Galloway-UNCG	Jr	9	9	1.0
Carlos Dotson-WCU	Jr	8	8	1.0
11. Fardaws Aimaq-MER	Fr	7	6	0.9
12. Noah Gurley-FUR	Fr	9	7	0.8
Jeromy Rodriguez-ETSU	Jr	9	7	0.8
Jake Stephens-VMI	Fr	9	7	0.8
Matt Rafferty-FUR	Sr	9	7	0.8
Keve Aluma-WOF	So	9	7	0.8

ASSIST/TURNOVER RATIO					
	Cl	G	Ast.	T/O	Ratio
1. Alex Hunter-FUR	So	9	33	12	2.8
2. Demetrius Troy-UNCG	Sr	9	41	17	2.4
3. Josh Sharkey-SAM	Jr	9	87	45	1.9
David Jean-Baptiste-UTC	So	9	29	15	1.9
5. Storm Murphy-WOF	So	9	27	14	1.9
6. Cameron Jackson-WOF	Sr	9	32	17	1.9
7. Matt Rafferty-FUR	Sr	9	35	21	1.7
8. Lew Stallworth-CIT	Sr	9	46	29	1.6
9. Marcus Cohen-MER	So	8	29	22	1.3
10. Garrett Gilkeson-VMI	Jr	9	27	22	1.2
11. Bubba Parham-VMI	So	9	35	32	1.1

2018-19 Southern Conference
INDIVIDUAL BASKETBALL STATISTICS
Through games of Jan 29, 2019 (Conference games only)

OFFENSIVE REBOUNDS	Cl	G	No.	Avg/G
1. Carlos Dotson-WCU	Jr	8	29	3.6
2. James Dickey-UNCG	Jr	7	24	3.4
3. Matt Rafferty-FUR	Sr	9	29	3.2
4. Hayden Brown-CIT	So	7	22	3.1
5. Keve Aluma-WOF	So	9	28	3.1
6. Cameron Jackson-WOF	Sr	9	27	3.0
Jeromy Rodriguez-ETSU	Jr	9	27	3.0
8. Ruben Guerrero-SAM	Sr	9	24	2.7
9. Eric Hamilton-UNCG	Jr	9	23	2.6
10. Clay Mounce-FUR	So	9	22	2.4
11. Lucas N'Guessan-ETSU		8	19	2.4
12. Zane Najdawi-CIT	Sr	9	21	2.3
13. Mladen Armus-ETSU	So	9	20	2.2
14. Robert Allen-SAM	Fr	9	19	2.1
Noah Gurley-FUR	Fr	9	19	2.1

DEFENSIVE REBOUNDS	Cl	G	No.	Avg/G
1. Carlos Dotson-WCU	Jr	8	66	8.3
2. Jeromy Rodriguez-ETSU	Jr	9	72	8.0
3. Mladen Armus-ETSU	So	9	58	6.4
4. Matt Rafferty-FUR	Sr	9	57	6.3
5. Garrett Gilkeson-VMI	Jr	9	53	5.9
6. Kevin Easley-UTC	Fr	9	49	5.4
7. Brandon Austin-SAM	Jr	9	48	5.3
8. Ruben Guerrero-SAM	Sr	9	47	5.2
9. Zane Najdawi-CIT	Sr	9	45	5.0
10. Lew Stallworth-CIT	Sr	9	44	4.9
Keve Aluma-WOF	So	9	44	4.9
12. James Dickey-UNCG	Jr	7	34	4.9
13. Cameron Jackson-WOF	Sr	9	42	4.7
Clay Mounce-FUR	So	9	42	4.7
15. Robert Allen-SAM	Fr	9	40	4.4

MINUTES PLAYED	Cl	G	No.	Avg/G
1. Josh Sharkey-SAM	Jr	9	330	36.7
Ethan Stair-MER	Jr	9	330	36.7
3. Matt Halvorsen-WCU	So	9	328	36.4
4. Ross Cummings-MER	So	9	325	36.1
5. Matt Rafferty-FUR	Sr	9	322	35.8
6. Bubba Parham-VMI	So	9	319	35.4
7. Brandon Austin-SAM	Jr	9	316	35.1
8. Alex Hunter-FUR	So	9	311	34.6
9. Fletcher Magee-WOF	Sr	9	306	34.0
10. Lew Stallworth-CIT	Sr	9	305	33.9

2018-19 Southern Conference
Conference Team Highs
Through games of Jan 29, 2019 (Conference games only)

TEAM HIGHS (highest totals made by)

Points	112	Wofford vs The Citadel (01/03/19)
	107	Wofford vs Samford (01/24/19)
	106	Samford at Wofford (01/24/19)
	101	Furman vs The Citadel (01/05/19)
	98	ETSU at The Citadel (01/10/19)
Margin	32 (89-57)	Furman at VMI (01/10/19)
	31 (112-81)	Wofford vs The Citadel (01/03/19)
	29 (72-43)	Wofford at UNC Greensboro (01/10/19)
	28 (96-68)	Samford vs VMI (12/29/18)
	26 (96-70)	ETSU vs Chattanooga (01/05/19)
Field goals made	43	Wofford vs The Citadel (01/03/19)
	41	Wofford vs Samford (01/24/19)
	40	ETSU at The Citadel (01/10/19)
	38	Samford at Wofford (01/24/19)
	37	Furman vs The Citadel (01/05/19)
Field goal attempts	80	Western Carolina at Furman (12/01/18)
	79	Furman vs The Citadel (01/05/19)
	79	The Citadel vs Western Carolina (01/12/19)
	75	The Citadel vs ETSU (01/10/19)
	74	The Citadel at Samford (01/17/19)
	74	Wofford vs Samford (01/24/19)
Field goal percentage	.672 (43-64)	Wofford vs The Citadel (01/03/19)
	.667 (38-57)	Samford at Wofford (01/24/19)
	.610 (36-59)	ETSU vs Chattanooga (01/05/19)
	.600 (30-50)	ETSU vs Furman (12/29/18)
	.565 (35-62)	Samford vs VMI (12/29/18)
3-Pt FG made	17	The Citadel at Samford (01/17/19)
	17	Wofford vs Samford (01/24/19)
	15	Wofford vs The Citadel (01/03/19)
	15	Furman at VMI (01/10/19)
	14	The Citadel at Furman (01/05/19)
	14	ETSU at The Citadel (01/10/19)
	14	The Citadel vs ETSU (01/10/19)
	14	The Citadel at Chattanooga (01/19/19)
3-Pt FG attempts	46	The Citadel at Samford (01/17/19)
	43	The Citadel at Furman (01/05/19)
	43	The Citadel vs Western Carolina (01/12/19)
	38	Furman vs The Citadel (01/05/19)
	37	Western Carolina at Furman (12/01/18)
3-Pt percentage	.733 (11-15)	Samford at Wofford (01/24/19)
	.577 (15-26)	Wofford vs The Citadel (01/03/19)
	.556 (10-18)	Furman at UNC Greensboro (01/12/19)
	.526 (10-19)	Mercer vs VMI (01/24/19)
	.500 (12-24)	Chattanooga vs Samford (01/12/19)
	.500 (11-22)	Chattanooga at Western Carolina (01/03/19)
	.500 (11-22)	UNC Greensboro at ETSU (01/19/19)
	.500 (9-18)	ETSU vs Chattanooga (01/05/19)
Free throws made	.500 (9-18)	Mercer at Chattanooga (01/17/19)
	29	Mercer at UNC Greensboro (01/26/19)
	27	UNC Greensboro at Samford (12/22/18)
	27	Mercer at Samford (01/19/19)
	25	VMI at The Citadel (01/26/19)
Free throw attempts	24	Samford vs UNC Greensboro (12/22/18)
	36	UNC Greensboro at Samford (12/22/18)
	35	Mercer at Samford (01/19/19)

	33	Mercer at UNC Greensboro (01/26/19)
	32	Samford vs UNC Greensboro (12/22/18)
	31	VMI at The Citadel (01/26/19)
Free throw percentage	.950 (19-20)	Samford at Wofford (01/24/19)
	.941 (16-17)	Furman at VMI (01/10/19)
	.917 (11-12)	ETSU at Mercer (01/12/19)
	.909 (20-22)	UNC Greensboro vs Chattanooga (12/29/18)
	.900 (9-10)	Chattanooga at Furman (01/24/19)
Rebounds	53	Furman vs Western Carolina (12/01/18)
	53	Furman vs The Citadel (01/05/19)
	50	ETSU at The Citadel (01/10/19)
	50	Western Carolina at The Citadel (01/12/19)
	50	ETSU at Mercer (01/12/19)
Assists	24	Wofford vs The Citadel (01/03/19)
	24	ETSU at The Citadel (01/10/19)
	22	ETSU vs Chattanooga (01/05/19)
	22	Wofford vs Samford (01/24/19)
	21	Samford vs VMI (12/29/18)
	21	Furman at VMI (01/10/19)
	21	Samford at Wofford (01/24/19)
Steals	15	The Citadel vs Western Carolina (01/12/19)
	14	UNC Greensboro vs Mercer (01/26/19)
	12	UNC Greensboro at ETSU (01/19/19)
	12	Furman vs Chattanooga (01/24/19)
	12	ETSU at Western Carolina (01/26/19)
Blocked shots	9	UNC Greensboro vs Mercer (01/26/19)
	8	Furman vs Western Carolina (12/01/18)
	8	ETSU vs UNC Greensboro (01/19/19)
	7	ETSU at The Citadel (01/10/19)
	7	UNC Greensboro vs Furman (01/12/19)
	7	The Citadel at Samford (01/17/19)
Turnovers	29	Western Carolina at The Citadel (01/12/19)
	24	Mercer at UNC Greensboro (01/26/19)
	22	VMI vs Wofford (01/12/19)
	21	Furman at UNC Greensboro (01/12/19)
	21	Western Carolina vs ETSU (01/26/19)
Fouls	26	Western Carolina at The Citadel (01/12/19)
	25	UNC Greensboro vs Chattanooga (12/29/18)
	25	Samford vs Mercer (01/19/19)
	25	UNC Greensboro vs Mercer (01/26/19)
	23	Wofford at Western Carolina (12/29/18)
	23	The Citadel vs VMI (01/26/19)

2018-19 Southern Conference
Conference Individual Highs
Through games of Jan 29, 2019 (Conference games only)

INDIVIDUAL PLAYER GAME HIGHS

Points	36		Ross Cummings (Mercer) vs Western Carolina (01/10/19)
	35		Patrick Good (ETSU) at Western Carolina (01/26/19)
	33		Bubba Parham (VMI) vs Western Carolina (01/19/19)
	32		Lew Stallworth (The Citadel) vs Western Carolina (01/12/19)
	32		Ross Cummings (Mercer) at Samford (01/19/19)
Field goals made	12		Carlos Dotson (Western Carolina) at Furman (12/01/18)
	12		Ross Cummings (Mercer) vs Western Carolina (01/10/19)
	12		Lew Stallworth (The Citadel) vs Western Carolina (01/12/19)
	12		Patrick Good (ETSU) at Western Carolina (01/26/19)
	11		Matt Rafferty (Furman) vs The Citadel (01/05/19)
	11		Josh Sharkey (Samford) vs Mercer (01/19/19)
	11		Bubba Parham (VMI) vs Western Carolina (01/19/19)
	11		Fletcher Magee (Wofford) vs Samford (01/24/19)
	11		Brandon Austin (Samford) at Wofford (01/24/19)
	11		Lew Stallworth (The Citadel) vs VMI (01/26/19)
Field goal attempts	26		Jordan Lyons (Furman) vs Western Carolina (12/01/18)
	24		Fletcher Magee (Wofford) vs Samford (01/24/19)
	21		Tray Boyd III (ETSU) vs Samford (01/03/19)
	21		Francis Alonso (UNC Greensboro) at Western Carolina (01/17/19)
	21		Bubba Parham (VMI) vs Western Carolina (01/19/19)
Field goal percentage	.800	(8-10)	Isaiah Miller (UNC Greensboro) at Samford (12/22/18)
	.800	(8-10)	Jeromy Rodriguez (ETSU) vs Furman (12/29/18)
	.800	(8-10)	Ramon Vila (Chattanooga) vs Samford (01/12/19)
	.800	(8-10)	Carlos Dotson (Western Carolina) vs UNC Greensboro (01/17/19)
	.800	(8-10)	Ruben Guerrero (Samford) at Wofford (01/24/19)
3-Pt FG made	11		Patrick Good (ETSU) at Western Carolina (01/26/19)
	8		Matt Frierson (The Citadel) at Samford (01/17/19)
	7		Ross Cummings (Mercer) vs Western Carolina (01/10/19)
	7		Fletcher Magee (Wofford) vs Samford (01/24/19)
	6		Ross Cummings (Mercer) at The Citadel (12/01/18)
	6		Jordan Lyons (Furman) vs Western Carolina (12/01/18)
	6		Bubba Parham (VMI) at Samford (12/29/18)
	6		Fletcher Magee (Wofford) vs The Citadel (01/03/19)
	6		Brandon Austin (Samford) vs The Citadel (01/17/19)
	6		Matt Halvorsen (Western Carolina) at VMI (01/19/19)
	6		Matt Frierson (The Citadel) at UNC Greensboro (01/24/19)
	6		Ross Cummings (Mercer) vs VMI (01/24/19)
	6		Brandon Austin (Samford) at Wofford (01/24/19)
	6		Fletcher Magee (Wofford) vs Chattanooga (01/26/19)
3-Pt FG attempts	19		Fletcher Magee (Wofford) vs Samford (01/24/19)
	17		Jordan Lyons (Furman) vs Western Carolina (12/01/18)
	17		Patrick Good (ETSU) at Western Carolina (01/26/19)
	15		Matt Frierson (The Citadel) at Samford (01/17/19)
	15		Matt Frierson (The Citadel) at UNC Greensboro (01/24/19)
3-Pt percentage	1.000	(5-5)	Kevin Easley (Chattanooga) at Western Carolina (01/03/19)
	.833	(5-6)	Kevion Nolan (Samford) vs VMI (12/29/18)
	.833	(5-6)	Ross Cummings (Mercer) at Chattanooga (01/17/19)
	.833	(5-6)	Angelo Allegri (UNC Greensboro) at ETSU (01/19/19)
	.833	(5-6)	Kameron Gibson (Western Carolina) vs ETSU (01/26/19)
Free throws made	17		Francis Alonso (UNC Greensboro) at Samford (12/22/18)
	12		Ross Cummings (Mercer) at Samford (01/19/19)
	11		Bubba Parham (VMI) at The Citadel (01/26/19)
	10		Myron Gordon (Samford) vs UNC Greensboro (12/22/18)
	10		Matt Rafferty (Furman) at UNC Greensboro (01/12/19)
Free throw attempts	21		Francis Alonso (UNC Greensboro) at Samford (12/22/18)

	12	Ross Cummings (Mercer) at Samford (01/19/19)
	12	Bubba Parham (VMI) at The Citadel (01/26/19)
	11	Myron Gordon (Samford) vs UNC Greensboro (12/22/18)
	11	Zane Najdawi (The Citadel) vs Western Carolina (01/12/19)
Free throw percentage	1.000 (12-12)	Ross Cummings (Mercer) at Samford (01/19/19)
	1.000 (10-10)	Matt Rafferty (Furman) at UNC Greensboro (01/12/19)
	1.000 (8-8)	Matt Halvorsen (Western Carolina) vs Chattanooga (01/03/19)
	1.000 (8-8)	Ross Cummings (Mercer) at UNC Greensboro (01/26/19)
	.917 (11-12)	Bubba Parham (VMI) at The Citadel (01/26/19)
Rebounds	19	Jeromy Rodriguez (ETSU) vs Samford (01/03/19)
	18	Jeromy Rodriguez (ETSU) at Mercer (01/12/19)
	17	Mladen Armus (ETSU) vs Samford (01/03/19)
	15	Matt Rafferty (Furman) vs Western Carolina (12/01/18)
	15	Carlos Dotson (Western Carolina) vs Samford (01/05/19)
	15	James Dickey (UNC Greensboro) vs The Citadel (01/24/19)
Assists	16	Josh Sharkey (Samford) at Wofford (01/24/19)
	14	Josh Sharkey (Samford) at ETSU (01/03/19)
	12	Josh Sharkey (Samford) at Furman (01/26/19)
	10	Alex Hunter (Furman) vs Western Carolina (12/01/18)
	10	Josh Sharkey (Samford) vs Mercer (01/19/19)
Steals	7	Matt Rafferty (Furman) at VMI (01/10/19)
	6	Josh Sharkey (Samford) vs UNC Greensboro (12/22/18)
	6	Isaiah Miller (UNC Greensboro) vs Chattanooga (12/29/18)
	6	Isaiah Miller (UNC Greensboro) at ETSU (01/19/19)
	6	Matt Rafferty (Furman) vs Chattanooga (01/24/19)
Blocked shots	4	Matt Rafferty (Furman) vs Western Carolina (12/01/18)
	4	Ruben Guerrero (Samford) vs VMI (12/29/18)
	4	James Dickey (UNC Greensboro) vs Furman (01/12/19)
	4	James Dickey (UNC Greensboro) at ETSU (01/19/19)
	4	Fardaws Aimaq (Mercer) at Samford (01/19/19)
Turnovers	8	Josh Sharkey (Samford) at ETSU (01/03/19)
	8	Josh Sharkey (Samford) at Wofford (01/24/19)
	7	Kameron Gibson (Western Carolina) vs ETSU (01/26/19)
	6	Jordan Lyons (Furman) vs Western Carolina (12/01/18)
	6	Bubba Parham (VMI) at Chattanooga (12/09/18)
	6	Lew Stallworth (The Citadel) at Furman (01/05/19)
	6	Onno Steger (Western Carolina) at The Citadel (01/12/19)
	6	Jordan Lyons (Furman) at UNC Greensboro (01/12/19)
	6	Josh Sharkey (Samford) at Furman (01/26/19)
	6	Djordje Dimitrijevic (Mercer) at UNC Greensboro (01/26/19)