

2018-2019

Southern Conference Men's Basketball



#SoConHoops

702 North Pine Street, Spartanburg, SC 29303 • 864-591-5100 • Fax: 864-591-3448

Phil Perry, Assistant Commissioner for Media Relations (MBK contact)

facebook.com/SouthernConference • twitter.com/SoConSports • instagram.com/SouthernConference

2018-19 SOUTHERN CONFERENCE BASKETBALL STANDINGS

	Conference					Overall					
	W-L	Pct.	H	A	ST	W-L	Pct.	H	A	N	ST
Wofford	10-0	1.000	6-0	4-0	W10	18-4	.818	12-1	6-3	0-0	W9
UNCG	9-1	.900	5-1	4-0	W6	20-3	.870	11-1	8-2	1-0	W6
ETSU	8-2	.800	4-1	4-1	W2	18-5	.783	10-1	7-4	1-0	W2
Furman	6-4	.600	4-1	2-3	W1	17-5	.773	10-1	7-4	0-0	W1
Chattanooga	5-5	.500	4-1	1-4	L3	10-13	.435	8-2	2-9	0-2	L3
Samford	3-7	.300	2-3	1-4	L1	13-10	.565	9-4	4-6	0-0	L1
Mercer	3-7	.300	2-2	1-5	L2	8-14	.364	7-3	1-10	0-1	L2
Western Carolina	3-7	.300	1-4	2-3	W1	6-17	.261	3-5	3-10	0-2	W1
The Citadel	2-8	.200	2-3	0-5	L1	10-11	.476	7-4	3-7	0-0	L1
VMI	1-9	.100	1-3	0-6	L3	7-15	.318	6-4	1-11	0-0	L3

UPCOMING SCHEDULE (ALL TIMES EASTERN)

Feb. 2 (Saturday)

*Wofford at The Citadel, 1 p.m.	Nexstar/ESPN3
*Western Carolina at Samford, 3 p.m.	ESPN3
*Furman at Mercer, 4 p.m.	ESPN+
*ETSU at Chattanooga, 4:30 p.m.	ESPN3

Nexstar affiliates for Feb. 2:

WYCW (Greenville/Spartanburg/Asheville)
WJHL (Johnson City)
WCBD (Charleston)

Feb. 7 (Thursday)

*Wofford at ETSU, 7 p.m.	ESPN+
*Samford at UNCG, 7 p.m.	ESPN+
*Chattanooga at VMI, 7 p.m.	ESPN3
*Furman at Western Carolina, 7:30 p.m.	ESPN3

Feb. 9 (Saturday)

*Samford at VMI, 1 p.m.	ESPN+
*The Citadel at Mercer, 4 p.m.	ESPN3
*ETSU at Furman, 4 p.m.	Nexstar/ESPN+
*UNCG at Chattanooga, 7 p.m.	ESPN+
*Western Carolina at Wofford, 7 p.m.	ESPN+

Nexstar affiliates for Feb. 9:

WYCW (Greenville/Spartanburg/Asheville)
WJHL (Johnson City)
WWCW (Lynchburg)

Feb. 14 (Thursday)

*The Citadel at ETSU, 7 p.m.	ESPN3
*Mercer at Western Carolina, 7 p.m.	ESPN+
*VMI at Wofford, 7 p.m.	ESPN+
*UNCG at Furman, 7:30 p.m.	ESPN+

SoCON PLAYER OF THE WEEK (1/29)

Patrick Good, G, R-So. ETSU

Good scored a career-high 35 points in the Bucs' 91-69 win at Western Carolina on Saturday. The Johnson City, Tennessee, native hit a school-record 11 3-pointers in the win, making 10 of his first 12 on the day and finishing 11-for-17 (.647) to break the school record of 10 3s held by Courtney Pigram since 2009. Good shot 66.7 percent from the floor overall, making 12 of his 18 attempts. He became the 16th player in school history to score at least 35 points in a game.

Good's 11 3-pointers are tied for third-most in by a Division I player this season, trailing only the NCAA record-matching 15 hit by Furman's Jordan Lyons and Robert Morris' Josh Williams in November. Good's 11 triples are also good for a tie for third in a game in SoCon history.



CONFERENCE NEWS AND NOTES

• Four of the top five teams in the Southern Conference standings won Thursday night, with Wofford, UNCG, ETSU and Furman victorious, and Chattanooga, which entered play tied with Furman for fourth, falling to Western Carolina.

• UNCG and Wofford both continued their school-record starts. The Spartans are 20-3 overall on the season, reaching the 20-win milestone for the third straight season for the first time in school history, and off to their best SoCon start at 9-1. The Terriers are 18-4 on the season, including a perfect 10-0 in SoCon action, and have won nine straight overall.

• Wofford's Fletcher Magee scored a game-high 23 points to lead the Terriers past Mercer on Thursday, 76-67. Junior guard Trevor Stumpe, who started 25 games in 2017-18, made his season debut after missing Wofford's first 21 games of this season with injury.

• Demetrius Troy and Isaiah Miller each scored 20 points to lead UNCG to a 93-66 win over VMI on Thursday. Troy's total tied his career high.

• Western Carolina handed Chattanooga a 105-96 loss Thursday, snapping the Mocs' eight-game home winning streak. The Catamounts got 32 points from Marcus Thomas and 30 from Onno Steger, career highs for both players.

• Western Carolina's 105 points against Chattanooga were its most against a Division I opponent since Feb. 21, 2015, when it fell 113-111 in double overtime to VMI. The 105 points were the Catamounts' most in a regulation game against a DI opponent since a 125-104 win over Marshall on Feb. 5, 1996.

• ETSU redshirt sophomore Patrick Good, who hit a school-record 11 3-pointers in a 35-point effort at Western Carolina on Jan. 26, followed that up with 27 points and six more 3s in the Bucs' 74-66 win at Samford on Thursday. The win was the 250 of coach Steve Forbes' career.

• Samford redshirt senior center Ruben Guerrero nearly posted a triple-double in the Bulldogs' loss, scoring 17 points, pulling down 10 rebounds and blocking eight shots, a league high for this season.

• Furman's Jordan Lyons scored 20 points in the Paladins' 71-61 win at The Citadel on Thursday. Clay Mounce and Alex Hunter added 17 points each.

• The SoCon has three teams in the CollegelInsider.com Mid-Major Top 25, the most of any league. All three are inside the top 10, as Wofford is No. 2, UNCG is No. 5 and ETSU is No. 9. Furman dropped out from No. 19 after Saturday's loss to Samford but is still receiving votes.

• Wofford continues to receive votes in both the Associated Press Top 25 and USA Today Coaches Top 25, while Furman is receiving votes in the coaches' poll.

For additional notes, see page 2

CONFERENCE NEWS AND NOTES

• Samford junior guard Josh Sharkey is averaging 7.5 assists per game and has 173 total this season, ranking third in NCAA Division I in both categories. In league games, he's averaging 9.5 per contest, hitting double figures in four of the Bulldogs' 10 games so far.

• VMI's Bubba Parham leads the SoCon in scoring at 20.7 points per game and has scored at least 30 five times this season, needing one more 30-point game to match last season's league leader, Wofford's Fletcher Magee. Magee's six 30-point efforts in 2017-18 were the most in the SoCon since College of Charleston's Andrew Goudelock did it seven times in 2010-11.

• Chattanooga forward Kevin Easley is the top-scoring freshman in the league at 15.1 points per game and ranks ninth in the SoCon overall. He had a team-best 25 points to lead all five Mocs starters in double figures in 105-96 loss to Western Carolina on Thursday.

• In league games, Mercer's Ross Cummings paces the SoCon with 21.4 points per game, while Wofford's Fletcher Magee is right behind him at 21.0. Western Carolina's Carlos Dotson leads the league in rebounding in conference games with 11.7 per contest.

• Magee has scored 2,224 career points and needs just 75 to enter the SoCon's career top 10 in that category.

• Magee has hit 441 career 3-pointers, good for fourth on the NCAA Division I career list. He's nine back of third-place David Holston of Chicago State and 27 ahead of former SoCon record-holder Stephen Curry of Davidson, who is 10th with 414. Magee is third in DI this season with 4.09 3-pointers per game.

Career 3-pointers, NCAA Division I history

504	Travis Bader, Oakland	2010-14
457	J.J. Redick, Duke	2002-06
450	David Holston, Chicago State	2005-09
441	Fletcher Magee, Wofford	2015-pr.
435	Keydren Clark, Saint Peter's	2002-06
434	Damon Lynn, NJIT	2013-17
431	Chris Lofton, Tennessee	2004-08
431	Kevin Foster, Santa Clara	2008-13
416	Akeem Richmond, East Carolina	2010-14
414	Stephen Curry, Davidson	2006-09

Did you know?

• UNCG coach Wes Miller became the winningest coach in school history earlier this season, as the Spartans' 85-72 win over Chattanooga on Dec. 29 was the 125th of his career.

• Furman's Matt Rafferty and The Citadel's Matt Frierson both reached 1,000 points for their careers on Jan. 3. They joined The Citadel's Zane Najdawi, UNCG's Francis Alonso and Wofford's Cameron Jackson and Fletcher Magee as active SoCon players with 1,000 or more career points.

• VMI sophomore guard Bubba Parham scored at least 30 points in four straight contests from Nov. 18-27, making him the first SoCon player to accomplish that feat since Davidson's Stephen Curry did so from Nov. 17-24, 2008.

• Furman's Jordan Lyons' 54 points against North Greenville on Nov. 13 were the most scored by an NCAA Division I player since Jodie Meeks of Kentucky scored 54 in 2009.

• Citadel senior Matt Frierson became the school's career leader in 3-pointers on Jan. 24. With 303 now to his credit, he sits seventh in SoCon history, nine back of sixth-place Karl Cochran of Wofford, who hit 312 from 2011-15. Frierson is seventh in Division I this season with 3.95 3-pointers per game.

• UNCG senior guard Francis Alonso has 1,908 career points to his credit. At his current pace of 17.3 points per game, he should reach the 2,000-point milestone in six games.

• ETSU leads DI in rebounding margin at +12.8 per game and total rebounds at 970. Since 1984-85, just one SoCon team has posted a double-digit rebounding margin for a season, when Chattanooga posted a +10.8 differential in 2004-05.

• ETSU redshirt junior forward Jeromy Rodriguez is third in DI with 265 total rebounds and is sixth with 11.5 per game. Rodriguez, who is scoring at a clip of 11.7 points per game, is in position to be the first SoCon player to average a double-double for the season since UNCG's Ben Stywall averaged 14.3 points and 10.4 rebounds per game in 2009-10. Rodriguez is 11th in DI with 12 double-doubles so far this season.

• In a statistical oddity, Western Carolina is last in the league in field-goal percentage defense, allowing opponents to shoot 47.8 percent from the field, but leads the SoCon in 3-point field-goal percentage defense, holding its opposition to just 32.7 percent from long range.

• Furman paces the SoCon this season with 16.5 assists per game, which would tie for ninth in a season in league history.

• With 132 career victories, UNCG coach Wes Miller is six wins shy of entering the SoCon's career top 25. The Spartans have at least nine more contests on the schedule this season. Wofford coach Mike Young is second in SoCon history with 286.

• Samford went 11-for-15 from 3-point range in a 107-106 loss at Wofford on Jan. 24, with its 73.3 percent shooting from long range good for the fifth-best single-game mark in SoCon history.

SoCON PLAYERS OF THE WEEK

Nov. 13	Josh Sharkey, Jr., G, SAM
Nov. 20	Jordan Lyons, Jr., G, FUR
Nov. 27	Lew Stallworth, Gr., G, CIT
Dec. 4	Lew Stallworth, Gr., G, CIT
Dec. 11	Jeromy Rodriguez, R-Jr., F, ETSU
Dec. 18	Matt Rafferty, Sr., F, FUR
Dec. 24	Francis Alonso, Sr., G, UNCG
Dec. 31	Jeromy Rodriguez, R-Jr., F, ETSU
Jan. 8	Matt Rafferty, Sr., F, FUR
Jan. 15	Ross Cummings, Jr., G, MER
Jan. 22	Kevin Easley, Fr., F, UTC
Jan. 29	Patrick Good, G, R-So., ETSU
Feb. 5	
Feb. 12	
Feb. 19	
Feb. 26	

SoCON PLAYERS OF THE MONTH

November	Matt Rafferty, Sr., F, FUR
December	Cameron Jackson, Sr., F, WOF
January	
February	

SoCON STUDENT-ATHLETE OF THE WEEK

Jan. 2	Zane Najdawi, Sr., F, CIT
Jan. 9	Mladen Armus, So., F, ETSU

THE SoCON vs. RANKED TEAMS

Furman's win at No. 8 Villanova on Nov. 17 was the SoCon's second road victory over a top-10 opponent in as many seasons, as Wofford downed then-No. 5 North Carolina in 2017. Coincidentally, Villanova and North Carolina were both defending national champions.

Southern Conference ranked wins since 1997-98

SoCon	Opp.	Score	Date
Furman	#8 Villanova	76-68 (OT)	11/17/18
Wofford	#5 North Carolina	79-75	12/20/17
Col. of Charleston	#21 Baylor	63-59	11/24/12
Davidson	#12 Kansas	80-74	12/19/11
Col. of Charleston	#9 North Carolina	82-79 (OT)	1/4/10
#23 Davidson	#24 Gonzaga	82-76	3/21/08
#23 Davidson	#8 Georgetown	74-70	3/23/08
#23 Davidson	#6 Wisconsin	73-56	3/28/08
Col. of Charleston	#3 North Carolina	66-64	12/5/98

SoCON COACHING RECORDS

Coach, school	Career (yrs.)	School (yrs.)	SoCon (yrs.)
Duggar Baucom, The Citadel	231-253 (16th)	43-75 (4th)	21-61 (5th)
Steve Forbes, ETSU	250-94 (11th)	94-34 (4th)	50-14 (4th)
Bob Richey, Furman	40-16 (2nd)	Same	19-9 (2nd)
Bob Hoffman, Mercer	517-314 (25th)	206-159 (11th)	43-39 (5th)
Wes Miller, UNCG	132-113 (8th)	Same	77-54 (8th)
Scott Padgett, Samford	70-86 (5th)	Same	27-55 (5th)
Lamont Paris, Chattanooga	20-36 (2nd)	Same	8-20 (2nd)
Dan Earl, VMI	31-81 (4th)	Same	12-52 (4th)
Mark Prosser, Western Carolina	11-40 (2nd)	6-17 (1st)	3-7 (1st)
Mike Young, Wofford	287-243 (17th)	Same	167-124 (17th)

COLLEGEINSIDER.COM MID-MAJOR TOP 25

School (1st-place)	PS	N12	N19	N26	D3	D10	D17	D24	D31	J7	J14	J21	J28
Gonzaga (31)	1	1	1	1	1	1	1	1	1	1	1	1	1
Wofford	8	5	9	7	5	7	7	11	8	6	3	3	2
Buffalo	2	2	2	2	2	2	2	2	2	2	2	2	3
Hofstra	-	-	-	-	-	-	-	23	22	13	5	5	4
UNC Greensboro	20	19	13	5	6	5	5	5	4	3	10	7	5
Belmont	17	10	5	3	4	4	4	4	6	8	6	11	6
Murray State	18	16	10	11	12	11	10	10	9	4	4	4	7
Lipscomb	22	22	18	8	7	8	11	9	11	11	11	8	8
ETSU	-	-	-	-	-	-	-	-	-	14	8	9	9
San Francisco	-	-	-	21	22	17	12	8	10	7	9	6	10
UC Irvine	24	23	15	17	18	13	13	14	15	12	7	10	11
Liberty	-	-	-	-	24	24	17	22	20	17	16	12	12
South Dakota State	5	3	7	10	8	10	14	17	17	21	19	18	13
Vermont	-	-	-	-	-	-	23	-	-	-	23	14	14
New Mexico State	-	-	-	-	25	25	18	18	14	19	17	16	15
Toledo	13	13	-	16	9	6	6	6	3	9	15	15	16
Stony Brook	-	-	-	25	14	15	15	16	16	15	14	13	17
Texas State	-	-	-	-	-	-	20	21	21	24	22	17	18
Yale	25	25	-	-	-	-	-	-	-	-	24	21	19
Northern Kentucky	-	-	24	-	23	-	-	-	-	-	-	-	20
Georgia State	12	15	16	20	-	23	-	-	-	20	18	20	21
Montana	16	14	19	13	17	19	19	15	13	18	20	22	22
Charleston	-	24	25	24	13	12	9	7	7	10	13	23	23
Radford	-	-	-	-	16	21	-	-	-	-	-	-	24
UC Santa Barbara	-	-	-	-	-	-	-	-	-	-	25	24	25
Furman	-	20	6	4	3	3	3	3	5	5	12	19	-
Jacksonville State	-	-	-	-	-	-	-	-	-	-	-	25	-
Loyola Marymount	-	-	22	14	11	9	8	12	12	16	21	-	-
Kent State	-	-	-	-	-	-	-	20	19	22	-	-	-
NJIT	-	-	-	-	-	-	25	24	25	23	-	-	-
Ball State	-	-	-	-	-	-	-	-	-	25	-	-	-
Louisiana	11	12	23	23	19	16	21	19	18	-	-	-	-
Penn	23	18	21	-	-	20	16	13	23	-	-	-	-
Drake	-	-	-	-	-	-	-	25	24	-	-	-	-
BYU	4	4	3	6	15	14	22	-	-	-	-	-	-
San Diego	-	-	-	-	-	22	24	-	-	-	-	-	-
Georgia Southern	-	-	17	12	21	18	-	-	-	-	-	-	-
Loyola Chicago	3	8	8	9	10	-	-	-	-	-	-	-	-
Illinois State	14	17	14	19	20	-	-	-	-	-	-	-	-
Saint Mary's	9	7	4	15	-	-	-	-	-	-	-	-	-
Bradley	-	-	-	18	-	-	-	-	-	-	-	-	-
Harvard	7	11	12	22	-	-	-	-	-	-	-	-	-
Northeastern	6	6	11	-	-	-	-	-	-	-	-	-	-
Southern Illinois	10	9	20	-	-	-	-	-	-	-	-	-	-
Stephen F. Austin	19	21	-	-	-	-	-	-	-	-	-	-	-
Rider	15	-	-	-	-	-	-	-	-	-	-	-	-
Wright State	21	-	-	-	-	-	-	-	-	-	-	-	-

Others receiving votes: Kent State 55, **Furman 53**, Saint Mary's 47, Jacksonville State 27, Loyola Marymount 24, San Diego 24, Sam Houston State 21, Drake 19, Loyola Chicago 19, BYU 18, Bowling Green 17, Georgia Southern 17, Grand Canyon 16, Abeline Christian 15, Princeton 15, Louisiana 7, UMBC 5, Northeastern 4, CSU Bakersfield, NJIT 2, Utah Valley 2, Valparaiso 2, Delaware 1, Robert Morris 1, Norfolk State 1, Penn 1.

NATIONAL/REGIONAL RECOGNITION

Jerry West Shooting Guard of the Year Award

Watch list

Fletcher Magee, Wofford, Sr., G

Lou Henson Award (top DI mid-major player)

Initial watch list

Matt Rafferty, Furman, Sr., F

Francis Alonso, UNCG, Sr., G

James Dickey, UNCG, Jr., F

Cameron Jackson, Wofford, R-Sr., F

Fletcher Magee, Wofford, Sr., G

Midseason watch list

Matt Rafferty, Furman, Sr., F

Francis Alonso, UNCG, Sr., G

Cameron Jackson, Wofford, R-Sr., F

Fletcher Magee, Wofford, Sr., G

Kareem Abdul-Jabbar Award Watch List

James Dickey, UNCG, Jr., F

Senior CLASS Award candidate

Zane Najdawi, The Citadel, Sr., F

Andy Katz National Player of the Week

Jordan Lyons, Furman, Jr., G

Nov. 19, 2018

ALL-AROUND SUCCESS

Furman senior forward Matt Rafferty is the only player in the SoCon to rank in the top 10 in scoring, rebounding, assists, steals and blocked shots – and he's in the top five in each. Only three other qualified players in the league appear in the top 10 in even three of those categories, with Cameron Jackson of Wofford appearing in four.

	Pts	Reb	Ast	St	Blk
Matt Rafferty, FUR	6th	3rd	3rd	2nd	4th
	17.3	9.1	4.3	2.8	1.1
Cameron Jackson, WOF	10th	6th	x	6th	3rd
	15.1	7.8	x	1.5	1.2
Jeromy Rodriguez, ETSU	x	1st	x	9th	9th
	x	11.5	x	1.2	0.8
Josh Sharkey, SAM	8th	x	1st	1st	x
	16.0	x	7.5	2.8	x

ASSOCIATED PRESS TOP 25

School (1st-place)	PS	N12	N19	N26	D3	D10	D17	D24	D31	J7	J14	J21	J28
Tennessee (48)	6	5	5	6	7	3	3	3	3	3	3	1	1
Duke (12)	4	1	1	3	3	2	2	1	1	1	1	2	2
Virginia (4)	5	4	4	4	4	6	5	4	4	4	4	3	3
Gonzaga	3	3	3	1	1	4	8	7	7	5	5	4	4
Michigan	19	18	9	7	5	5	4	2	2	2	2	5	5
Michigan State	10	11	11	9	10	9	10	8	8	6	6	6	6
Kentucky	2	10	10	10	9	19	19	16	13	18	12	8	7
Nevada	7	6	6	5	6	7	6	6	6	10	10	7	8
North Carolina	8	7	7	11	14	12	9	14	15	12	13	11	9
Marquette	-	24	-	-	-	21	20	18	16	21	15	12	10
Kansas	1	2	2	2	2	1	1	5	5	7	7	9	11
Virginia Tech	15	16	13	13	15	13	13	10	10	9	9	10	12
Houston	-	-	-	-	-	24	21	22	19	17	21	17	13
Villanova	9	8	-	23	21	17	-	-	-	22	18	14	-
Louisville	-	-	-	-	-	-	-	-	-	-	-	23	15
Texas Tech	-	-	-	20	13	11	12	11	11	8	8	t14	16
Purdue	24	23	24	19	-	-	-	-	-	-	-	-	17
Buffalo	-	25	22	21	17	14	14	21	20	19	16	t14	18
LSU	23	22	19	-	-	-	-	-	-	-	-	25	19
Iowa State	-	-	-	-	-	-	-	-	-	20	-	24	20
Maryland	-	-	-	24	23	-	-	-	-	-	19	13	21
Mississippi State	18	17	15	25	22	18	17	19	17	14	24	22	22
NC State	-	-	-	-	-	-	-	20	18	15	17	21	23
Wisconsin	-	-	25	22	12	16	16	15	22	-	-	-	24
Florida State	17	14	14	15	11	10	11	9	9	13	11	-	25
Auburn	11	9	8	8	8	8	7	12	12	11	14	16	-
Iowa	-	-	20	14	18	22	23	24	25	-	23	19	-
Ole Miss	-	-	-	-	-	-	-	-	-	-	18	20	-
Oklahoma	-	-	-	-	-	-	-	25	23	23	20	-	-
Indiana	-	-	-	-	-	t25	22	23	21	22	25	-	-
Ohio State	-	-	23	16	19	15	15	13	14	16	-	-	-
St. John's	-	-	-	-	-	-	-	-	-	24	-	-	-
TCU	20	21	18	-	-	-	-	-	-	25	-	-	-
Nebraska	-	-	-	-	24	-	25	-	24	-	-	-	-
Arizona State	-	-	-	-	20	20	18	17	-	-	-	-	-
Furman	-	-	-	-	25	23	24	-	-	-	-	-	-
Syracuse	16	15	-	-	-	t25	-	-	-	-	-	-	-
Kansas State	12	12	12	12	16	t25	-	-	-	-	-	-	-
Texas	-	-	-	17	-	-	-	-	-	-	-	-	-
Oregon	14	13	21	18	-	-	-	-	-	-	-	-	-
Clemson	22	19	16	-	-	-	-	-	-	-	-	-	-
UCLA	21	20	17	-	-	-	-	-	-	-	-	-	-
West Virginia	13	-	-	-	-	-	-	-	-	-	-	-	-
Washington	25	-	-	-	-	-	-	-	-	-	-	-	-

Others receiving votes: Auburn 85, Cincinnati 76, Washington 75, Kansas State 73, Oklahoma 41, Iowa 28, **Wofford 10**, Hofstra 9, TCU 7, Ole Miss 7, Nebraska 6, Davidson 5, Syracuse 3, Minnesota 1

USA TODAY COACHES TOP 25

School (1st-place)	PS	N19	N26	D3	D10	D17	D24	D31	J7	J14	J21	J28
Tennessee (31)	6	5	7	7	4	4	3	3	3	3	1	1
Duke (1)	3	1	3	3	2	2	2	1	2	2	2	2
Virginia	5	4	4	4	3	3	1	2	1	1	3	3
Gonzaga	4	3	1	1	6	9	8	8	6	5	4	4
Michigan	18	8	5	5	5	5	4	4	4	4	6	5
Kentucky	2	10	9	8	18	18	15	14	18	14	9	6
Nevada	9	7	6	6	7	6	6	5	11	10	7	7
Michigan State	10	11	8	10	9	8	7	7	5	6	5	8
Marquette	-	-	-	-	-	23	20	18	19	13	11	9
North Carolina	7	6	13	12	12	10	14	15	12	15	12	10
Virginia Tech	17	14	12	14	13	13	10	10	7	7	8	11
Kansas	1	2	2	2	1	1	5	6	9	8	10	12
Houston	-	-	-	-	22	20	19	17	15	t17	17	13
Villanova	8	-	23	21	16	-	-	-	-	21	18	14
Texas Tech	-	-	19	13	11	11	13	11	8	9	13	15
Louisville	-	-	-	-	-	-	-	-	-	-	24	16
Buffalo	-	25	20	18	15	15	22	t20	20	t17	14	17
Purdue	22	19	18	24	-	-	-	-	-	-	-	18
LSU	-	21	-	-	-	-	-	-	-	-	-	19
Iowa State	-	-	-	-	-	-	-	-	21	-	25	20
Mississippi State	19	15	25	22	17	16	t17	16	14	23	22	21
NC State	-	-	-	-	-	-	24	19	16	16	19	22
Wisconsin	-	-	22	16	19	17	16	t23	-	-	-	23
Maryland	-	-	-	23	23	24	-	-	-	22	16	24
Iowa	-	22	15	19	21	21	21	t20	25	24	21	25
Auburn	12	9	t10	9	8	7	t11	13	10	12	15	-
Ole Miss	-	-	-	-	-	-	-	-	-	20	20	-
Florida State	15	13	14	11	10	12	9	9	13	11	23	-
Oklahoma	-	-	-	-	-	-	-	25	22	19	-	-
Indiana	-	-	-	-	-	-	25	22	24	25	-	-
Ohio State	-	23	16	17	14	14	t11	12	17	-	-	-
St. John's	-	-	-	-	-	-	-	-	23	-	-	-
Nebraska	25	24	-	25	25	22	23	t23	-	-	-	-
Arizona State	-	-	-	20	20	19	t17	-	-	-	-	-
Furman	-	-	-	-	-	25	-	-	-	-	-	-
Kansas State	11	12	t10	15	24	-	-	-	-	-	-	-
Texas	-	-	17	-	-	-	-	-	-	-	-	-
Oregon	16	20	21	-	-	-	-	-	-	-	-	-
Clemson	23	16	24	-	-	-	-	-	-	-	-	-
UCLA	20	17	-	-	-	-	-	-	-	-	-	-
TCU	21	18	-	-	-	-	-	-	-	-	-	-
West Virginia	13	-	-	-	-	-	-	-	-	-	-	-
Syracuse	14	-	-	-	-	-	-	-	-	-	-	-
Washington	24	-	-	-	-	-	-	-	-	-	-	-

Others receiving votes: Auburn 58, Florida State 57, Ole Miss 51, Cincinnati 44, Oklahoma 38, Kansas State 35, Washington 29, **Furman 10**, North Texas 10, Arizona State 6, Baylor 4, TCU 4, **Wofford 4**, Hofstra 2, Texas State 1

NET RANKINGS (AS OF JAN. 31)

The NCAA Evaluation Tool (NET) replaces the RPI this season and relies on game results, strength of schedule, game location, scoring margin, net offensive and defensive efficiency, and the quality of wins and losses to aid the NCAA in evaluating programs throughout the season. New rankings are released daily.

SoCon team	NET ranking
Wofford	31
UNCG	51
ETSU	73
Furman	78
Samford	142
Mercer	178
The Citadel	235
Chattanooga	247
Western Carolina	299
VMI	322

Preseason predictions

Defending regular-season and tournament champion UNCG was the preseason pick to win the league in 2018-19 among the league's 10 head coaches and media. Wofford's Fletcher Magee was the coaches' selection for preseason player of the year.

Preseason Player of the Year

Fletcher Magee, Sr., G, Wofford

Preseason All-Southern Conference Team

Zane Najdawi, Sr., F, The Citadel
 Tray Boyd III, Jr., G, ETSU
 Bo Hodges, So., G/F, ETSU
 Jeromy Rodriguez, R-Jr., F, ETSU
 Matt Rafferty, Sr., F, Furman
 Ross Cummings, Jr., G, Mercer
 Francis Alonso, Sr., G, UNCG
 James Dickey, Jr., F, UNCG
 Bubba Parham, So., G, VMI
 Cameron Jackson, Sr., F, Wofford
 Fletcher Magee, Sr., G, Wofford

Coaches poll		Media poll	
Team (1st)	Total	Team (1st)	Total
1. UNCG (6)	78	1. UNCG (16)	231
2. Wofford (4)	74	2. Wofford (6)	214
3. ETSU	67	3. ETSU (2)	198
4. Furman	57	4. Furman	169
5. Mercer	48	5. Mercer	136
6. The Citadel	38	6. Chattanooga	103
7. Chattanooga	30	7. The Citadel	96
8. Samford	26	8. Samford	69
9. Western Carolina	20	9. Western Carolina	59
10. VMI	12	10. VMI	45

ACTIVE SoCon CAREER LEADERS

Points scored

2,224	Fletcher Magee, Wofford, Sr.
1,908	Francis Alonso, UNCG, Sr.
1,493	Zane Najdawi, The Citadel, Sr.
1,224	Cameron Jackson, Wofford, R-Sr.
1,143	Matt Rafferty, Furman, Sr.

Points scored per game (min. 800 points)

18.38	Fletcher Magee, Wofford, Sr.
17.19	Bubba Parham, VMI, So.
15.02	Francis Alonso, UNCG, Sr.
12.76	Zane Najdawi, The Citadel, Sr.
10.89	Matt Rafferty, Furman, Sr.

Field-goal percentage (min. 240 made)

.587	Cameron Jackson, Wofford, R-Sr.	(10)
.573	Matt Rafferty, Furman, Sr.	
.536	James Dickey, UNCG, Jr.	
.529	Isaiah Miller, UNCG, So.	
.486	Zane Najdawi, The Citadel, Sr.	

3-point field goals made

441	Fletcher Magee, Wofford, Sr.	(1)
362	Francis Alonso, UNCG, Sr.	(4)
303	Matt Frierson, The Citadel, Sr.	(7)
182	Jordan Lyons, Furman, Jr.	
180	Nathan Hoover, Wofford, Jr.	

3-point field-goal percentage (min. 120 made)

.429	Fletcher Magee, Wofford, Sr.	(10)
.418	Andrew Brown, Furman, Sr.	
.417	Ross Cummings, Mercer, Jr.	
.411	Francis Alonso, UNCG, Sr.	
.400	Nathan Hoover, Wofford, Jr.	

Free-throw percentage (min. 110 made)

.911	Fletcher Magee, Wofford, Sr.	(1)
.902	Matt Frierson, The Citadel, Sr.	
.872	Francis Alonso, UNCG, Sr.	(6)
.860	Nathan Hoover, Wofford, Jr.	
.852	Matt Halvorsen, WCU, So.	

Rebounds

754	Matt Rafferty, Furman, Sr.
673	Zane Najdawi, The Citadel, Sr.
656	Marc Gosselin, Western Carolina, Sr.
656	James Dickey, UNCG, Jr.
622	Cameron Jackson, Wofford, R-Sr.

Rebounds per game (min. 280 rebounds)

7.81	James Dickey, UNCG, Jr.
7.18	Matt Rafferty, Furman, Sr.
6.67	Mladen Armus, ETSU, So.
5.75	Zane Najdawi, The Citadel, Sr.
5.51	Marc Gosselin, Western Carolina, Sr.

Blocked shots

176	Zane Najdawi, The Citadel, Sr.
148	James Dickey, UNCG, Jr.
116	Cameron Jackson, Wofford, R-Sr.
87	Matt Rafferty, Furman, Sr.
55	Kyrin Galloway, UNCG, Jr.

Steals

182	Josh Sharkey, Samford, Jr.
164	Matt Rafferty, Furman, Sr.
149	Cameron Jackson, Wofford, R-Sr.
143	Demetrius Troy, UNCG, Sr.
117	Quayson Williams, The Citadel, Sr.

Assists

475	Josh Sharkey, Samford, Jr.
408	Demetrius Troy, UNCG, Sr.
292	Francis Alonso, UNCG, Sr.
264	Matt Rafferty, Furman, Sr.
206	Storm Murphy, Wofford, So.

Assists per game (min. 150 assists)

5.34	Josh Sharkey, Samford, Jr.
3.75	Storm Murphy, Wofford, So.
3.40	Demetrius Troy, UNCG, Sr.
2.91	Marcus Cohen, Mercer, So.
2.88	Bubba Parham, VMI, So.

(SoCon career rank)

SoCon RECORD BOOK

INDIVIDUAL

Coaching victories at SoCon school

1.	447	Bob McKillop, DAV	1992-2014
2.	287	Mike Young, WOF	2002-present
3.	243	Mack McCarthy, UTC	1985-97
	243	Burton Shipley, MD	1923-47
5.	230	Bill Reinhart, GW	1935-42; 49-66

Coaching wins per season (min. two seasons)

Avg. Wins		Yrs.	
1.	26.7	187	7 Everett Case, NCSU 1946-53
2.	26.0	52	2 Ben Carnevale, UNC 1944-46
3.	25.3	76*	3 Steve Forbes, ETSU 2015-pr.
4.	24.3	146	6 Fred Schaus, WVU 1954-60
5.	23.8	95	4 John Kresse, CofC 1998-02

* Entering 2018-19 season

Field-goal percentage

Career (min. 400 made)

Pct.	FG-FGA		
1.	69.0	412-597	Ricky Nedd, APP 1991-94
2.	61.3	448-731	Kris Acox, FUR 2013-17
3.	60.2	442-734	Rich DiBenedetto, DAV 1978-81
4.	59.9	764-1276	Noah Dahlman, WOF 2007-11
5.	59.8	522-873	Kareem Livingston, APP 1997-98
6.	59.6	647-1,086	Kyle Hines, UNCG 2004-07
7.	59.3	426-718	Joey Brooks, FUR 1986-89
8.	59.2	415-701	Jeremy Simmons, CofC 2007-11
9.	58.9	548-930	Mike Groselle, CIT 2009-13
10.	58.7	504-858	Cameron Jackson, WOF 2014-pr.

3-point field goals made

Game		
1.	15	Keith Veney, Marshall* 12/16/96
2.	15	Jordan Lyons, FUR* 11/15/18
3.	11	Elton Nesbitt, GSU vs. UTC 1/17/05
11		Fletcher Magee, WOF at UTC 2/17/18
11		Patrick Good, ETSU at WCU 1/26/19
6.	10	Nine times. This season: Matt Frierson, CIT vs. Johnson 11/14/18 Bubba Parham, VMI at Kentucky 11/18/18

Career

1.	441	Fletcher Magee, WOF	2015-pr.
2.	414	Stephen Curry, DAV	2006-09
3.	396	Andrew Goudelock, CofC	2007-11
4.	362	Francis Alonso, UNCG	2015-pr.
5.	358	Donald Sims, APP	2007-11
6.	312	Karl Cochran, WOF	2011-15
7.	303	Matt Frierson, CIT	2015-pr.
8.	299	Ian Chadwick, WOF	1997-01
9.	295	Zach Urbanus, CIT	2007-11
10.	278	Jake Robinson, WCU	2006-10

3-point field goals attempts

Game		
1.	34	Jordan Lyons, FUR* Nov. 15, 2018
2.	25	Keith Veney, Marshall Dec. 16, 1996

* NCAA record

3-point percentage (min. 120 made)

Career		Pct.	3FG-3FGA	
1.	49.3	223-452	Keith Jennings, ETSU 1989-91	
2.	45.2	126-279	Alan Puckett, CIT 1999-02	
3.	45.1	146-324	Shawn Reid, FUR 1984-88	
4.	44.7	159-356	Brandon Born, UTC 1991-95	
5.	44.5	154-346	Derek Rucker, DAV 1985-88	
6.	44.0	166-377	D. Denzel-Dyson, SAM 2016-18	
7.	44.0	131-298	David Donerlson, WCU 1989-90	
8.	43.4	190-438	Peter Anderer, DAV 2000-03	
9.	43.2	189-437	Kemp Phillips, APP 1987-90	
10.	42.9	441-1028	Fletcher Magee, WOF 2015-pr.	

Free-throw percentage (min. 200 made)

Career		Pct.	FT-FTA	
1.	91.1	357-392	Fletcher Magee, WOF 2015-pr.	
2.	89.3	358-401	Nik Cochran, DAV 2009-13	
3.	89.2	545-611	Donald Sims, APP 2007-11	
4.	88.9	281-316	Chad Copeland, UTC 1993-94	
5.	87.6	479-547	Stephen Curry, DAV 2006-09	
6.	87.2	368-422	Francis Alonso, UNCG 2015-pr.	
7.	86.6	214-247	Johnny Mitchell, VMI 1967-69	
8.	86.4	260-301	Greg White, MAR 1978-81	
9.	86.3	253-293	Jordan Strawberry, MER 2014-18	
10.	86.3	201-233	Demetre Rivers, MER 2014-18	

TEAM

Scoring

Game		
1.	154	Furman vs. The Citadel 1/8/55
2.	149	Furman vs. Newberry 2/13/54
3.	148	The Citadel vs. Mid-Atlantic Christian 11/12/18
4.	146	The Citadel vs. Johnson 11/11/16
5.	144	The Citadel vs. Toccoa Falls 12/7/16
6.	141	Western Carolina vs. Toccoa Falls 1/17/12
7.	137	Davidson vs. Warren Wilson 12/9/91
137		The Citadel vs. Johnson 11/14/18
9.	133	Western Carolina vs. Toccoa Falls 11/26/01
133		VMI vs. Mid-Atlantic Christian 12/2/14

Field goals made

Game		
1.	63	Furman vs. Newberry 12/13/54
2.	61	Davidson vs. Warren Wilson 12/10/91
3.	61	Western Carolina vs. Toccoa Falls 11/6/01
4.	57	The Citadel vs. Mid-Atlantic Christian 11/12/18

Field-goal attempts

Game		
1.	116	Furman vs. The Citadel 1/8/55
2.	102	The Citadel vs. USC Aiken 2/17/82
3.	106	The Citadel vs. Johnson 11/11/16
4.	105	VMI vs. Mid-Atlantic Christian 12/2/14
5.	104	The Citadel vs. UMBC 12/19/16
6.	98	Davidson vs. New Hampshire 12/28/62
98		Western Carolina vs. Toccoa Falls 11/20/08
98		The Citadel vs. Mid-Atlantic Christian 11/12/18

3-point field goals made

Game		
1.	24	VMI vs. Furman 2/12/15
2.	23	The Citadel vs. Mid-Atlantic Christian 11/12/18
23		The Citadel vs. High Point 11/27/18
4.	22	Ga. Southern vs. Chattanooga 1/17/05
5.	21	Furman vs. Virginia Intermont 12/29/04
21		VMI vs. Johnson 11/18/14
21		The Citadel vs. Ogelthorpe 11/10/17
21		Furman vs. North Greenville 11/15/18

3-point field-goal attempts

Game		
1.	57	VMI vs. Mid-Atlantic Christian 12/2/14
2.	55	VMI vs. Marist 12/13/14
3.	51	The Citadel vs. Mid-Atlantic Christian 11/12/18
4.	52	Davidson vs. Colby 11/21/06
5.	50	The Citadel at Air Force 12/2/15
50		The Citadel vs. Johnson 11/13/16
50		The Citadel vs. UMBC 12/19/16
8.	49	Furman vs. North Greenville 11/15/18
9.	48	The Citadel vs. Truett McConnell 11/15/16
48		The Citadel at Western Carolina 2/25/18
48		The Citadel vs. Johnson 11/14/18

Rebounds

Game		
1.	78	George Wash. vs. Georgetown 1968-69
2.	76	Davidson vs. VMI Jan. 8, 1970
3.	70	VMI vs. Mid-Atlantic Christian Dec. 2, 2014
4.	68	Davidson vs. Emory Nov. 9, 2007
5.	67	The Citadel vs. Clemson Nov. 25, 2000
67		The Citadel vs. Johnson Nov. 13, 2016
7.	65	Ga. Southern vs. UC Davis Nov. 12, 2006
8.	64	ETSU vs. Reinhardt Dec. 3, 2018
9.	63	ETSU vs. UVA-Wise Nov. 18, 2014
63		The Citadel vs. Mid-Atlantic Christian 11/12/18

SPECIALTY STATS LEADERS

50-point games Ovr. SoCon

Jordan Lyons, FUR 1 0

40-point games Ovr. SoCon

Jordan Lyons, FUR 1 0

30-point games Ovr. SoCon

Bubba Parham, VMI 5 1
 Ross Cummings, MER 3 2
 Matt Frierson, CIT 1 0
 Lew Stallworth, CIT 1 1
 Patrick Good, ETSU 1 1
 Jordan Lyons, FUR 1 0
 Francis Alonso, UNCG 1 1
 Kyrin Galloway, UNCG 1 0
 Brandon Austin, SAM 1 1
 Kameron Gibson, WCU 1 0
 Onno Steger, WCU 1 1
 Marcus Thomas, WCU 1 1
 Nathan Hoover, WOF 1 0
 Fletcher Magee, WOF 1 1

20-point games Ovr. SoCon

Bubba Parham, VMI 11 4
 Fletcher Magee, WOF 11 8
 Lew Stallworth, CIT 9 4
 Ross Cummings, MER 9 7
 Matt Rafferty, FUR 8 5
 Josh Sharkey, SAM 8 4
 Francis Alonso, UNCG 7 2
 Kevin Easley, UTC 7 5
 Jordan Lyons, FUR 6 3
 Tray Boyd III, ETSU 5 1
 Isaiah Miller, UNCG 5 5
 Brandon Austin, SAM 5 2
 Kameron Gibson, WCU 5 3
 Cameron Jackson, WOF 5 2
 Matt Frierson, CIT 4 1
 Nathan Hoover, WOF 4 3
 Kaiden Rice, CIT 3 0
 Ruben Guerrero, SAM 3 1
 Onno Steger, WCU 3 3
 Zane Najdawi, CIT 2 1
 Alex Reed, CIT 2 1
 Patrick Good, ETSU 2 2
 Jeremy Rodriguez, ETSU 2 1
 Daivien Williamson, ETSU 2 2
 Clay Mounce, FUR 2 0
 Djordje Dimitrijevic, MER 2 1
 Kaleb Hunter, UNCG 2 1
 Myron Gordon, SAM 2 1
 Carlos Dotson, WCU 2 1
 Matt Halvorsen, WCU 2 1
 Mladen Armus, ETSU 1 1
 Kyrin Galloway, UNCG 1 0
 Demetrius Troy, UNCG 1 1
 Kevion Nolan, SAM 1 0
 Jerry Johnson Jr., UTC 1 0
 Garrett Gilkeson, VMI 1 0
 Jake Stephens, VMI 1 0
 Marcus Thomas, WCU 1 1

15-rebound games Ovr. SoCon

Jeremy Rodriguez, ETSU 5 2
 Matt Rafferty, FUR 2 1
 Carlos Dotson, WCU 2 1
 Mladen Armus, ETSU 1 1
 James Dickey, UNCG 1 1
 Ruben Guerrero, SAM 1 0
 Thomas Smallwood, UTC 1 0

10-rebound games Ovr. SoCon

Jeremy Rodriguez, ETSU 15 5
 Matt Rafferty, FUR 11 6
 Carlos Dotson, WCU 11 7
 Mladen Armus, ETSU 8 3
 Zane Najdawi, CIT 6 3
 Ruben Guerrero, SAM 6 4
 James Dickey, UNCG 5 2
 Robert Allen, SAM 5 1
 Cameron Jackson, WOF 5 2
 Clay Mounce, FUR 4 2
 Tyler Creammer, VMI 4 1
 Hayden Brown, CIT 3 2
 Kevin Easley, UTC 3 2

10-rebound games (cont.) Ovr. SoCon

Keve Aluma, WOF 3 2
 Lew Stallworth, CIT 2 0
 Fardaws Aimag, MER 2 1
 Brandon Austin, SAM 2 1
 Garrett Gilkeson, VMI 2 1
 Marc Gosselin, WCU 2 1
 Chevez Goodwin, WOF 2 1
 Kaelon Harris, CIT 1 0
 Alex Reed, CIT 1 0
 D'Andre Bernard, ETSU 1 0
 Octavien Corley, ETSU 1 0
 Bo Hodges, ETSU 1 1
 Ethan Stair, MER 1 1
 Jaylen Stowe, MER 1 0
 Eric Hamilton, UNCG 1 1
 Josh Sharkey, SAM 1 0
 Thomas Smallwood, UTC 1 0
 Ramon Vila, UTC 1 1

15-assist games Ovr. SoCon

Josh Sharkey, SAM 1 1

10-assist games Ovr. SoCon

Josh Sharkey, SAM 6 4
 Lew Stallworth, CIT 3 0
 Quayson Williams, CIT 1 0
 Alex Hunter, FUR 1 1
 Donovan Toatley, UTC 1 0
 Greg Parham, VMI 1 0

5-block games Ovr. SoCon

Zane Najdawi, CIT 1 0
 Octavien Corley, ETSU 1 0
 Ruben Guerrero, SAM 1 1

Double-doubles Ovr. SoCon

Jeremy Rodriguez, ETSU 12 5
 Matt Rafferty, FUR 10 5
 Carlos Dotson, WCU 10 6
 Josh Sharkey, SAM+ 7 4
 Zane Najdawi, CIT 6 3
 Lew Stallworth, CIT 5 1
 Ruben Guerrero, SAM 5 3
 Cameron Jackson, WOF 4 1
 Mladen Armus, ETSU 3 2
 Clay Mounce, FUR 3 2
 Hayden Brown, CIT 2 1
 James Dickey, UNCG 2 1
 Robert Allen, SAM 2 1
 Brandon Austin, SAM 2 1
 Kevin Easley, UTC 2 2
 Tyler Creammer, VMI 2 1
 Garrett Gilkeson, VMI 2 1
 Alex Hunter, FUR* 1 1
 Ethan Stair, MER 1 1
 Jaylen Stowe, MER 1 0
 Eric Hamilton, UNCG 1 1
 Thomas Smallwood, UTC 1 0
 Ramon Vila, UTC 1 1
 Greg Parham, VMI* 1 0
 Marc Gosselin, WCU 1 0
 Chevez Goodwin, WOF 1 0
 Keve Aluma, WOF 1 1

20/15 games Ovr. SoCon

Jeremy Rodriguez, ETSU 2 1
 Ruben Guerrero, SAM 1 0

20/10 games Ovr. SoCon

Matt Rafferty, FUR 3 1
 Josh Sharkey, SAM* 3 2
 Jeremy Rodriguez, ETSU 2 1
 Ruben Guerrero, SAM 2 0
 Zane Najdawi, CIT 1 0
 Lew Stallworth, CIT 1 0
 Mladen Armus, ETSU 1 1
 Clay Mounce, FUR 1 0
 Brandon Austin, SAM 1 0
 Carlos Dotson, WCU 1 1

^ 3 nonconference dbl-dbls were points/assists
 + 6 were points/assists
 * points/assists

SoCon 3-POINT PROWESS

• Four league players have hit at least 10 3-pointers in a game this season, highlighted by Furman's Jordan Lyons matching the SoCon and NCAA Division I records with 15 against North Greenville on Nov. 13. ETSU's Patrick Good hit a school-record 11 at Western Carolina on Jan. 26. The Citadel's Matt Frierson hit a school-record 10 in a win over Johnson University on Nov. 14 and VMI's Bubba Parham hit a school-record 10 in a loss at No. 10 Kentucky on Nov. 18. The Keydets hit 19 3s in the contest, the most ever against Kentucky and a Rupp Arena record.

• The Citadel has hit 23 3-pointers twice this season, falling one shy of the SoCon record both times. The Bulldogs set their school record with 23 against Mid-Atlantic Christian on Nov. 12 and matched it against High Point on Nov. 27.

• Furman matched its school record with 21 3-pointers against North Greenville on Nov. 13.

• The Citadel is second in NCAA Division I with 12.3 made 3-pointers per game this season. The Bulldogs finished last season averaging 12.1 made 3-pointers per game, which was second in DI. Wofford finished fifth in 3-point percentage at 41.3.

• Wofford's Fletcher Magee is 10th in SoCon history with a career 3-point percentage of 42.9 (see chart on page 5).

• Magee (441, first), UNCG's Francis Alonso (362, fourth) and The Citadel's Frierson (303, seventh) are all in the top 10 in career 3-pointers in SoCon history. For more info, see the chart on the previous page.

• Five SoCon student-athletes have active streaks of at least 10 games with a made 3-pointer, led by UNCG's Francis Alonso's 56-game streak. Wofford's Magee (60) and The Citadel's Frierson (52) had similar lengthy streaks snapped earlier this season.

Player, school	'18-19	'17-18	'16-17	Total
Francis Alonso, UNCG, Sr.	23	33	x	56
Alex Hunter, FUR, So.	14	x	x	14
Fletcher Magee, WOF, Sr.	13	x	x	13
Jordan Lyons, FUR	11	x	x	11
Austin Vereen, VMI, Sr.*	10	x		10

* has yet to play this season

• Magee, whose 148 3-pointers last season were good for second in SoCon history and fifth in NCAA DI lore, is on pace for 126 this year, which would rank seventh. Frierson, whose 114 3-pointers last season were good for 10th in a season in SoCon history, is on pace for 118 this year.

Single-season 3-pointers, SoCon history

162	Stephen Curry, Davidson	2007-08
148	Fletcher Magee, Wofford	2017-18
135	Stephen McDowell, Chattanooga	2008-09
131	Andrew Goudelock, Col. of Charleston	2010-11
130	Keith Veney, Marshall	1996-97
130	Stephen Curry, Davidson	2008-09
123	Donald Sims, Appalachian State	2009-10
122	Stephen Curry, Davidson	2006-07
118	Keddric Mays, Chattanooga	2006-07
114	Matt Frierson, The Citadel	2017-18

Single-season 3-pointers, NCAA history

162	Stephen Curry, Davidson	2007-08
158	Darrin Fitzgerald, Butler	1986-87
155	Akeem Richmond, East Carolina	2013-14
152	Freddie Banks, UNLV	1986-87
148	Fletcher Magee, Wofford	2017-18

SoCON vs. OTHER CONFERENCES

American Athletic (1-1)

11/14 SMU 98, Western Carolina 65
11/24 The Citadel 84, South Florida 81

Atlantic Coast (0-7)

11/6 #22 Clemson 100, The Citadel 80
11/6 #8 North Carolina 78, Wofford 67
11/9 Pittsburgh 94, VMI 55
11/24 NC State 78, Mercer 74
11/27 Wake Forest 71, Western Carolina 64
12/5 #15 Virginia Tech 89, VMI 68
12/5 NC State 100, Western Carolina 67

Atlantic Sun (6-1)

11/6 Samford 91, North Alabama 74
11/12 Samford 74, Kennesaw State 60
11/18 Jacksonville 74, Chattanooga 66
(Mobile, Ala.)
11/23 VMI 87, Stetson 79 (OT)
11/24 Western Carolina 77, Jacksonville 65
12/15 UNCG 53, North Alabama 48
12/21 VMI 89, North Alabama 68

Big 12 (0-3)

11/16 Texas 97, The Citadel 69
11/18 Oklahoma 75, Wofford 64
12/4 #2 Kansas 72, Wofford 47

Big East (1-1)

11/11 Creighton 75, ETSU 69
11/17 Furman 76, No. 8 Villanova 68 (OT)

Big South (12-4)

11/10 Wofford 68, High Point 60
11/13 Furman 88, Gardner-Webb 86 (OT)
11/14 VMI 78, USC Upstate 72
11/17 ETSU 76, Winthrop 74
11/25 Furman 65, UNC Asheville 51
11/27 The Citadel 112, High Point 87
12/1 Longwood 65, VMI 45
12/8 Western Carolina 71, UNC Asheville 59
12/8 #25 Furman 74, USC Upstate 60
12/11 #23 Furman 77, Charleston Southern 69
12/12 Presbyterian 103, VMI 70
12/15 High Point 86, Western Carolina 59
12/15 Wofford 92, UNC Asheville 49
12/18 The Citadel 82, Campbell 76
12/18 UNCG 65, Radford 58
12/29 Longwood 110, The Citadel 94

Big Ten (0-4)

11/20 #23 Ohio State 68, Samford 50
11/23 #8 Michigan 83, Chattanooga 55
12/15 Illinois 73, ETSU 55
12/18 #23 Iowa 78, Western Carolina 60

Colonial (7-1)

11/10 Coll. of Charleston 77, Western Carolina 74
11/13 UNCG 82, UNCW 61
11/20 The Citadel 91, James Madison 82 (OT)
11/23 UNCG 84, Delaware 65
12/4 #25 Furman 98, Elon 77
12/7 UNCG 75, Elon 74
12/15 #23 Furman 93, UNCW 50
12/21 Mercer 77, UNCW 73

Conference USA (2-3)

11/6 Chattanooga 80, Charlotte 69
11/6 UAB 75, Mercer 67
11/21 Southern Miss 68, Western Carolina 63
(Cancun, Mexico)
11/24 UNCG 80, Louisiana Tech 73
(Newark, Del.)
12/5 Florida Atlantic 68, Mercer 64

Horizon (1-1)

11/7 Wright State 96, Western Carolina 73
11/18 Samford 73, Cleveland State 60

Ivy (0-1)

12/29 Harvard 71, Mercer 67
(Atlanta, Ga.)

Mid-American (0-1)

12/21 Bowling Green 73, Western Carolina 52

Mid-Eastern Athletic (6-0)

11/6 UNCG 74, North Carolina A&T 66
11/20 Mercer 80, Maryland Eastern Shore 42
11/21 Wofford 98, Coppin State 65
11/25 Samford 77, South Carolina State 60
12/12 UNCG 77, Coppin State 54
12/22 ETSU 89, Norfolk State 61
(El Paso, Texas)

Missouri Valley (1-0)

11/9 Furman 60, Loyola Chicago 58

Mountain West (1-0)

12/21 ETSU 76, Wyoming 53
(El Paso, Texas)

Non-Division I (23-0)

11/6 Furman 102, Bob Jones 48
11/6 VMI 89, Washington College 56
11/8 ETSU 109, Hiwassee 44
11/9 Mercer 105, Piedmont 52
11/11 VMI 98, Goucher 34
11/12 The Citadel 148, Mid-Atlantic Christian 75
11/13 Chattanooga 92, Cumberland 61
11/13 Wofford 95, Carver 34
11/14 The Citadel 137, Johnson 60
11/14 Samford 66, Miles College 57
11/15 Furman 107, North Greenville 67
11/16 UNCG 105, Johnson & Wales 57
11/17 Western Carolina 94, Hiwassee 55
11/20 VMI 106, Kentucky Christian 80
11/21 Furman 74, Southern Wesleyan 57
11/23 Wofford 97, Mars Hill 46
11/27 Mercer 90, Brewton-Parker 65
11/27 UNCG 111, Greensboro College 33
11/27 Chattanooga 95, Hiwassee 62
12/3 ETSU 107, Reinhardt 60
12/5 The Citadel 127, Johnson & Wales 93
12/6 Wofford 112, Kentucky Christian 58
12/21 Chattanooga 79, Bryan 45

Ohio Valley (6-5)

11/9 Samford 92, Jacksonville State 72
11/10 Eastern Kentucky 81, Chattanooga 78
11/16 Mercer 77, UT Martin 60
11/17 Southeast Missouri 63, Chattanooga 42
(Mobile, Ala.)
11/20 Jacksonville State 84, Western Carolina 53
(Cancun, Mexico)
11/29 Belmont 99, Samford 93 (OT)
12/1 Chattanooga 71, Tennessee Tech 60
12/8 ETSU 80, UT Martin 62
12/13 Samford 77, Morehead State 72 (OT)
12/15 The Citadel 86, Southeast Missouri 74
12/18 UT Martin 75, Chattanooga 72

Pac-12 (0-0)

11/16 Wofford at Stanford, canc.

Patriot (0-1)

11/27 American 74, VMI 64

American Athletic.....	1-1
Atlantic Coast.....	0-7
Atlantic Sun	6-1
Big 12	0-3
Big East.....	1-1
Big South	12-4
Big Ten	0-4
Colonial	7-1
Conference USA	2-3
Horizon.....	1-1
Independent	0-0
Ivy.....	0-1
Mid-American	0-1
Mid-Eastern Athletic.....	6-0
Missouri Valley	1-0
Mountain West	1-0
Non-Division I	23-0
Ohio Valley	6-5
Pac-12	0-0
Patriot	0-1
Southeastern.....	1-8
Southland.....	2-0
Southwestern Athletic.....	2-0
Summit.....	2-0
Sun Belt.....	2-5
Western Athletic	1-0

Total	77-47
Home	52-7
Away.....	22-35
Neutral.....	3-5
vs. Top 25	1-12

Southeastern (1-8)

11/9 #23 LSU 97, UNCG 91
11/18 #10 Kentucky 92, VMI 82
11/26 Wofford 81, South Carolina 61
12/1 #9 Kentucky 78, UNCG 61
12/16 Ole Miss 90, Chattanooga 70
12/18 Florida 71, Mercer 63
12/19 #3 Tennessee 83, Samford 70
12/19 #17 Mississippi State 98, Wofford 87
12/21 LSU 75, #24 Furman 57

Southland (2-0)

11/20 ETSU 77, Sam Houston State 63
12/17 Samford 85, Houston Baptist 61

Southwestern Athletic (2-0)

11/19 UNCG 74, Prairie View A&M 66
12/9 Samford 77, Alabama A&M 59

Summit (2-0)

11/23 Samford 74, Purdue Fort Wayne 66
11/24 ETSU 79, North Dakota State 61

Sun Belt (2-5)

11/6 Georgia State 74, ETSU 68
11/13 Georgia State 62, Mercer 60
11/16 South Alabama 73, Chattanooga 54
11/27 ETSU 69, Georgia Southern 64
12/8 Georgia Southern 89, Mercer 74
12/9 Wofford 82, Coastal Carolina 71
12/12 Georgia State 95, Chattanooga 88

Western Athletic (1-0)

11/19 ETSU 86, Chicago State 61

Home teams underlined All times Eastern

2018-19 SoCon BASKETBALL SCHEDULES (ALL TIMES EASTERN)



The Citadel (10-11, 2-8 SoCon)

N6	at No. 22 Clemson (ACC Network Extra)	L, 80-100
N12	MID-ATLANTIC CHRISTIAN# (ESPN+)	W, 148-75
N14	JOHNSON UNIVERSITY# (ESPN3)	W, 137-60
N16	at Texas# (Longhorn Network)	L, 69-97
N20	at James Madison (Madison)	W, 91-82 (OT)
N24	at South Florida (ESPN3)	W, 84-81
N27	HIGH POINT (ESPN+)	W, 112-87
D1	*MERCER (ESPN+)	W, 79-69
D5	JOHNSON & WALES (ESPN3)	W, 127-93
D15	SOUTHEAST MISSOURI (ESPN+)	W, 86-74
D18	at Campbell (ESPN+)	W, 82-76
D29	LONGWOOD (ESPN3)	L, 94-110
J3	*at Wofford (ESPN+)	L, 81-112
J5	*at Furman (ESPN3)	L, 85-101
J10	*ETSU (ESPN+)	L, 73-98
J12	*WESTERN CAROLINA (Nexstar/ESPN+)	L, 82-94
J17	*at Samford (ESPN+)	L, 77-80
J19	*at Chattanooga (ESPN3)	L, 71-73
J24	*at UNCG (ESPN+)	L, 60-83
J26	*VMI (ESPN+)	W, 84-82
J31	*FURMAN (ESPN+)	L, 61-71
F2	*WOFFORD (Nexstar/ESPN3)	1 p.m.
F9	*at Mercer (ESPN3)	4 p.m.
F14	*at ETSU (ESPN3)	7 p.m.
F16	*at Western Carolina (ESPN+)	2 p.m.
F21	*CHATTANOOGA (ESPN3)	7 p.m.
F23	*SAMFORD (Nexstar/ESPN3)	1 p.m.
F28	*UNCW (ESPN+)	7 p.m.
M2	*at VMI (Nexstar/ESPN+)	1 p.m.
M8-11	at SoCon Championship (Asheville, N.C.)	

* - Southern Conference game
- Continental Tire Las Vegas Invitational (campus sites)



ETSU (18-5, 8-2 SoCon)

N6	at Georgia State# (ESPN+)	L, 68-74
N8	HIWASSEE (ESPN+)	W, 109-44
N11	at Creighton# (FS1)	L, 69-75
N17	at Winthrop (ESPN+)	W, 76-74
N19	CHICAGO STATE# (ESPN+)	W, 86-61
N20	SAM HOUSTON STATE# (ESPN3)	W, 77-63
N24	NORTH DAKOTA STATE (ESPN+)	W, 79-61
N27	at Georgia Southern (ESPN+)	W, 69-64
D1	*at Wofford (ESPN+)	L, 62-79
D3	REINHARDT (ESPN3)	W, 107-60
D8	UT MARTIN (ESPN+)	W, 80-62
D15	at Illinois (Big Ten Network Plus)	L, 55-73
D21	vs. Wyoming%	W, 76-53
D22	vs. Norfolk State%	W, 89-61
D29	*FURMAN (ESPN+)	W, 79-56
J3	*SAMFORD (ESPN3)	W, 81-72 (OT)
J5	*CHATTANOOGA (ESPN+)	W, 96-70
J10	*at The Citadel (ESPN+)	W, 98-73
J12	*at Mercer (ESPN3)	W, 72-68 (OT)
J17	*VMI (ESPN+)	W, 85-82
J19	*UNCG (ESPN3)	L, 68-75
J26	*at Western Carolina (ESPN3)	W, 91-69
J31	*at Samford (ESPN3)	W, 74-66
F2	*at Chattanooga (ESPN3)	4:30 p.m.
F7	*WOFFORD (ESPN+)	7 p.m.
F9	*at Furman (Nexstar/ESPN+)	4 p.m.
F14	*THE CITADEL (ESPN3)	7 p.m.
F16	*MERCER (ESPN3)	4 p.m.
F21	*at VMI (ESPN+)	7 p.m.
F24	*at UNCW (ESPN+)	3 p.m.
M2	*WESTERN CAROLINA (ESPN+)	4 p.m.
M8-11	at SoCon Championship (Asheville, N.C.)	

* - Southern Conference game
- Cayman Islands Classic (campus sites)
% - WestStar Bank Don Haskins Sun Bowl Inv. (El Paso, Texas)



Furman (17-5, 6-4 SoCon)

N6	BOB JONES (ESPN+)	W, 102-48
N9	at Loyola Chicago (NBCSC/ESPN3)	W, 60-58
N13	GARDNER-WEBB (ESPN+)	W, 88-86 (OT)
N15	NORTH GREENVILLE# (ESPN3)	W, 107-67
N17	at No. 8 Villanova# (FS2)	W, 76-68 (OT)
N21	SOUTHERN WESLEYAN# (ESPN3)	W, 74-57
N25	at UNC Asheville (ESPN+)	W, 65-51
D1	*WESTERN CAROLINA (ESPN+)	W, 90-88 (OT)
D4	at Elon (Phoenix All-Access)	W, 98-77
D8	at USC Upstate (ESPN+)	W, 74-60
D11	CHARLESTON SOUTHERN (ESPN3)	W, 77-69
D15	UNCW (ESPN+)	W, 93-50
D21	at LSU (SEC Network+)	L, 57-75
D29	*at ETSU (ESPN+)	L, 56-79
J3	*MERCER (ESPN+)	W, 71-58
J5	*THE CITADEL (ESPN3)	W, 101-85
J10	*at VMI (ESPN3)	W, 89-57
J12	*at UNCG (ESPN3)	L, 79-89
J19	*at Wofford (Nexstar/ESPN3)	L, 54-59
J24	*CHATTANOOGA (ESPN+)	W, 73-58
J26	*SAMFORD (ESPN3)	L, 73-75
J31	*at The Citadel (ESPN+)	W, 71-61
F2	*at Mercer (ESPN+)	4 p.m.
F7	*at Western Carolina (ESPN3)	7:30 p.m.
F9	*ETSU (Nexstar/ESPN+)	4 p.m.
F14	*UNCG (ESPN+)	7:30 p.m.
F16	*VMI (ESPN3)	4:30 p.m.
F23	*WOFFORD (ESPN3)	4 p.m.
F28	*at Samford (ESPN+)	7:30 p.m.
M2	*at Chattanooga (ESPN+)	2 p.m.
M8-11	at SoCon Championship (Asheville, N.C.)	

* - Southern Conference game
- Advocare Invitational (campus sites)



Mercer (8-14, 3-7 SoCon)

N6	at UAB	L, 67-75
N9	PIEDMONT (ESPN3)	W, 105-52
N13	at Georgia State (ESPN+)	L, 60-62
N16	UT MARTIN# (ESPN3)	W, 77-60
N20	MARYLAND EASTERN SHORE# (ESPN+)	W, 80-42
N24	at NC State# (ACC Network Extra)	L, 74-78
N27	BREWTON-PARKER (ESPN3)	W, 90-65
D1	*at The Citadel (ESPN+)	L, 69-79
D5	at Florida Atlantic (CUSA.TV)	L, 64-68
D8	GEORGIA SOUTHERN (ESPN3)	L, 74-89
D18	at Florida (SEC Network)	L, 63-71
D21	UNCW (ESPN+)	W, 77-73
D29	vs. Harvard^	L, 67-71
J3	*at Furman (ESPN+)	L, 58-71
J5	*at Wofford (Nexstar/ESPN3)	L, 74-78
J10	*WESTERN CAROLINA (ESPN+)	W, 84-80
J12	*ETSU (ESPN3)	L, 68-72 (OT)
J17	*at Chattanooga (ESPN3)	L, 70-73
J19	*at Samford (ESPN3)	W, 93-87
J24	*VMI (ESPN+)	W, 88-68
J26	*at UNCG (ESPN+)	L, 81-88
J31	*WOFFORD (ESPN+)	L, 67-76
F2	*FURMAN (ESPN+)	4 p.m.
F9	*THE CITADEL (ESPN3)	4 p.m.
F14	*at Western Carolina (ESPN+)	7 p.m.
F16	*at ETSU (ESPN3)	4 p.m.
F21	*SAMFORD (ESPN+)	7 p.m.
F23	*CHATTANOOGA (ESPN3)	4 p.m.
F28	*at VMI (ESPN3)	7 p.m.
M2	*UNCG (ESPN+)	4:30 p.m.
M8-11	at SoCon Championship (Asheville, N.C.)	

* - Southern Conference game
- Wolfpack Classic (campus sites)
^ - Atlanta, Ga.



UNC Greensboro (20-3, 9-1 SoCon)

N6	at North Carolina A&T	W, 74-66
N9	at No. 23 LSU (SEC Network+)	L, 91-97
N13	at UNCW	W, 82-61
N16	JOHNSON & WALES# (SDN/Roku)	W, 105-57
N19	PRAIRIE VIEW A&M (ESPN+)	W, 74-66
N23	at Delaware# (YouTube)	W, 84-65
N24	vs. Louisiana Tech^	W, 80-73
N27	GREENSBORO COLLEGE# (SDN/Roku)	W, 111-33
D1	at No. 10 Kentucky (ESPN2)	L, 61-78
D7	at Elon (Phoenix All-Access)	W, 75-74
D12	COPPIN STATE (ESPN3)	W, 77-54
D15	NORTH ALABAMA& (ESPN+)	W, 53-48
D18	RADFORD (ESPN+)	W, 65-58
D22	*at Samford (ESPN+)	W, 83-75
D29	*CHATTANOOGA (ESPN+)	W, 85-72
J5	*at VMI (ESPN+)	W, 71-68
J10	*WOFFORD (ESPN3)	L, 43-72
J12	*FURMAN (ESPN3)	W, 89-79
J17	*at Western Carolina (ESPN+)	W, 69-60
J19	*at ETSU (ESPN3)	W, 75-68
J24	*THE CITADEL (ESPN+)	W, 83-60
J26	*MERCER (ESPN+)	W, 88-81
J31	*VMI (ESPN3)	W, 93-66
F7	*SAMFORD (ESPN+)	7 p.m.
F9	*at Chattanooga (ESPN+)	7 p.m.
F14	*at Furman (ESPN+)	7:30 p.m.
F16	*at Wofford (Nexstar/ESPN+)	7 p.m.
F21	*WESTERN CAROLINA (ESPN+)	7 p.m.
F24	*ETSU (ESPN+)	3 p.m.
F28	*at The Citadel (ESPN+)	7 p.m.
M2	*at Mercer (ESPN+)	4:30 p.m.
M8-11	at SoCon Championship (Asheville, N.C.)	

* - Southern Conference game
- Delaware Invitational (campus sites)
^ - Delaware Invitational (Newark, Del.)
& - Fleming Gymnasium




Samford (13-10, 3-7 SoCon)

N6	NORTH ALABAMA (ESPN3)	W, 91-74
N9	JACKSONVILLE STATE (ESPN3)	W, 92-72
N12	KENNESAW STATE (ESPN+)	W, 74-60
N14	MILES COLLEGE (ESPN3)	W, 66-57
N18	at Cleveland State# (ESPN+)	W, 73-60
N20	at No. 23 Ohio State# (BigTen2Go)	L, 50-68
N23	at Purdue Fort Wayne# (Mastodon All-Access)	W, 74-66
N25	SOUTH CAROLINA STATE# (ESPN+)	W, 77-60
N29	BELMONT (ESPN+)	L, 93-99 (OT)
D9	at Alabama A&M	W, 77-59
D13	MOREHEAD STATE (ESPN+)	W, 77-72 (OT)
D17	HOUSTON BAPTIST (ESPN+)	W, 85-61
D19	at No. 3 Tennessee (SEC Network+)	L, 70-83
D22	*UNCG (ESPN+)	L, 75-83
D29	*VMI (ESPN3)	W, 96-68
J3	*at ETSU (ESPN3)	L, 72-81 (OT)
J5	*at Western Carolina (ESPN+)	L, 69-76
J12	*at Chattanooga (ESPN3)	L, 75-80
J17	*THE CITADEL (ESPN+)	W, 80-77
J19	*MERCER (ESPN3)	L, 87-93
J24	*at Wofford (ESPN+)	L, 106-107 (OT)
J26	*at Furman (ESPN3)	W, 75-73
J31	*ETSU (ESPN3)	L, 66-74
F2	*WESTERN CAROLINA (ESPN3)	3 p.m.
F7	*at UNCG (ESPN+)	7 p.m.
F9	*at VMI (ESPN+)	1 p.m.
F16	*CHATTANOOGA (ESPN+)	5 p.m.
F21	*at Mercer (ESPN+)	7 p.m.
F23	*at The Citadel (Nexstar/ESPN3)	1 p.m.
F28	*FURMAN (ESPN+)	7:30 p.m.
M2	*WOFFORD (ESPN3)	2 p.m.
M8-11	at SoCon Championship (Asheville, N.C.)	

* - Southern Conference game
- Buckeye Basketball Classic (campus sites)

2018-19 SoCon BASKETBALL SCHEDULES (ALL TIMES EASTERN)




Chattanooga

(10-13, 5-5 SoCon)

N6	at Charlotte (CUSA-TV)	W, 80-69
N10	EASTERN KENTUCKY	L, 78-81
N13	CUMBERLAND# (ESPN+)	W, 92-61
N16	at South Alabama# (ESPN+)	L, 54-73
N17	vs. Southeast Missouri^	L, 42-63
N18	vs. Jacksonville^	L, 66-74
N23	at No. 8 Michigan (Big Ten Network)	L, 55-83
N27	HIWASSEE (ESPN3)	W, 95-62
D1	TENNESSEE TECH (ESPN+)	W, 71-60
D9	*VMI (ESPN+)	W, 83-65
D12	at Georgia State (ESPN+)	L, 88-95
D16	at Ole Miss (SEC Network)	L, 70-90
D18	at UT Martin (ESPN+)	L, 72-75
D21	BRYAN (ESPN+)	W, 79-45
D29	*at UNCG (ESPN+)	L, 72-85
J3	*at Western Carolina (ESPN3)	W, 73-62
J5	*at ETSU (ESPN+)	L, 70-96
J12	*SAMFORD (ESPN3)	W, 80-75
J17	*MERCER (ESPN3)	W, 73-70
J19	*THE CITADEL (ESPN3)	W, 73-71
J24	*at Furman (ESPN+)	L, 58-73
J26	*at Wofford (Nexstar/ESPN+)	L, 69-80
J31	*WESTERN CAROLINA (ESPN+)	L, 96-105
F2	*ETSU (ESPN3)	4:30 p.m.
F7	*at VMI (ESPN3)	7 p.m.
F9	*UNCG (ESPN+)	7 p.m.
F16	*at Samford (ESPN+)	7 p.m.
F21	*at The Citadel (ESPN3)	7 p.m.
F23	*at Mercer (ESPN3)	4 p.m.
F28	*WOFFORD (ESPN+)	7 p.m.
M2	*FURMAN (ESPN+)	2 p.m.
M8-11	at SoCon Championship (Asheville, N.C.)	

* - Southern Conference game
- Goldie and Herman Ungar Classic (campus sites)
^ - Goldie and Herman Ungar Classic (Mobile, Ala.)




VMI

(7-15, 1-9 SoCon)

N6	WASHINGTON COLLEGE (SDN/Roku)	W, 89-56
N9	at Pittsburgh (ACC Network Extra)	L, 55-94
N11	GOUCHER# (SDN/Roku)	W, 98-34
N14	USC UPSTATE (ESPN+)	W, 78-72
N18	at No. 10 Kentucky# (SEC Network)	L, 82-92
N20	KENTUCKY CHRISTIAN# (ESPN3)	W, 106-80
N23	at Stetson (ESPN+)	W, 87-79 (OT)
N27	AMERICAN (ESPN3)	L, 64-74
D1	at Longwood (ESPN+)	L, 45-65
D5	at No. 15 Virginia Tech (ACC Network Extra)	L, 68-89
D9	*at Chattanooga (ESPN+)	L, 65-83
D12	at Presbyterian (ESPN+)	L, 70-103
D21	NORTH ALABAMA (ESPN+)	W, 89-68
D29	*at Samford (ESPN3)	L, 68-96
J5	*UNCG (ESPN+)	L, 68-71
J10	*FURMAN (ESPN3)	L, 57-89
J12	*WOFFORD (ESPN+)	L, 76-90
J17	*at ETSU (ESPN+)	L, 82-85
J19	*WESTERN CAROLINA (Nexstar/ESPN+)	W, 91-83
J24	*at The Citadel (ESPN+)	L, 68-88
J26	*at The Citadel (ESPN+)	L, 82-84
J31	*at UNC (ESPN3)	L, 66-93
F7	*CHATTANOOGA (ESPN3)	7 p.m.
F9	*SAMFORD (ESPN+)	1 p.m.
F14	*at Mercer (ESPN+)	7 p.m.
F16	*at Furman (ESPN3)	4:30 p.m.
F21	*ETSU (ESPN+)	7 p.m.
F23	*at Western Carolina (ESPN3)	7:30 p.m.
F28	*MERCER (ESPN3)	7 p.m.
M2	*THE CITADEL (Nexstar/ESPN+)	1 p.m.
M8-11	at SoCon Championship (Asheville, N.C.)	

* - Southern Conference game
- Ohio Valley Hardwood Showcase (campus sites)




Western Carolina

(6-17, 3-7 SoCon)

N7	at Wright State# (ESPN+)	L, 73-96
N10	COLLEGE OF CHARLESTON (ESPN3)	L, 74-77
N14	at SMU# (PonyUp TV)	L, 65-98
N17	HIWASSEE	W, 94-55
N20	vs. Jacksonville State^ (CBS Digital)	L, 53-84
N21	vs. Southern Miss^ (CBS Digital)	L, 63-68
N24	JACKSONVILLE	W, 77-65
N27	at Wake Forest (ACC Network Extra)	L, 64-71
D1	*at Furman (ESPN+)	L, 88-90 (2OT)
D5	at NC State (ACC Network Extra)	L, 67-100
D8	at UNC Asheville (ESPN+)	W, 71-59
D15	at High Point (ESPN+)	L, 59-86
D18	at No. 23 Iowa (Big Ten Network)	L, 60-78
D21	at Bowling Green (WBGUTV)	L, 52-73
D29	*WOFFORD (ESPN+)	L, 54-74
J3	*CHATTANOOGA (ESPN3)	L, 62-73
J5	*SAMFORD (ESPN+)	W, 76-69
J10	*at Mercer (ESPN+)	L, 80-84
J12	*at The Citadel (Nexstar/ESPN+)	W, 94-82
J17	*UNCG (ESPN+)	L, 60-69
J19	*at VMI (Nexstar/ESPN+)	L, 83-91
J26	*ETSU (ESPN3)	L, 69-91
J31	*at Chattanooga (ESPN+)	W, 105-96
F2	*at Samford (ESPN3)	3 p.m.
F7	*FURMAN (ESPN3)	7:30 p.m.
F9	*at Wofford (ESPN+)	7 p.m.
F14	*MERCER (ESPN+)	7 p.m.
F16	*THE CITADEL (ESPN+)	2 p.m.
F21	*at UNCG (ESPN+)	7 p.m.
F23	*VMI (ESPN3)	7:30 p.m.
M2	*at ETSU (ESPN+)	4 p.m.
M8-11	at SoCon Championship (Asheville, N.C.)	

* - Southern Conference game
- Cancun Challenge (campus sites)
^ - Cancun Challenge (Cancun, Mexico)



Wofford

(18-4, 10-0 SoCon)

N6	No. 8 NORTH CAROLINA (ESPN2)	L, 67-78
N10	at High Point (ESPN+)	W, 68-60
N13	CARVER (SDN/Roku)	W, 95-34
N16	at Stanford# (Pac-12 Networks)	canc.
N18	at Oklahoma# (Fox Sports Oklahoma)	L, 64-75
N21	COPPIN STATE# (ESPN3)	W, 98-65
N23	MARS HILL# (SDN/Roku)	W, 97-46
N26	at South Carolina (SEC Network+)	W, 81-61
D1	*ETSU (ESPN+)	W, 79-62
D4	at No. 2 Kansas (ESPN+)	L, 47-72
D6	KENTUCKY CHRISTIAN (SDN/Roku)	W, 112-58
D9	COASTAL CAROLINA (ESPN+)	W, 82-71
D15	UNC ASHEVILLE (ESPN+)	W, 92-49
D19	at No. 17 Mississippi State (SEC Network+)	L, 87-98
D29	*at Western Carolina (ESPN+)	W, 74-54
J3	*THE CITADEL (ESPN+)	W, 112-81
J5	*MERCER (Nexstar/ESPN3)	W, 78-74
J10	*at UNCG (ESPN3)	W, 72-43
J12	*at VMI (ESPN+)	W, 90-76
J19	*FURMAN (Nexstar/ESPN3)	W, 59-54
J24	*SAMFORD (ESPN+)	W, 107-106 (OT)
J26	*CHATTANOOGA (Nexstar/ESPN+)	W, 80-69
J31	*at Mercer (ESPN+)	W, 76-67
F2	*at The Citadel (Nexstar/ESPN3)	1 p.m.
F7	*at ETSU (ESPN+)	7 p.m.
F9	*WESTERN CAROLINA (ESPN+)	7 p.m.
F14	*VMI (ESPN+)	7 p.m.
F16	*UNCG (Nexstar/ESPN+)	7 p.m.
F23	*at Furman (ESPN3)	4 p.m.
F28	*at Chattanooga (ESPN+)	7 p.m.
M2	*at Samford (ESPN3)	2 p.m.
M8-11	at SoCon Championship (Asheville, N.C.)	

* - Southern Conference game
- Bad Boy Mowers Battle 4 Atlantis (campus sites)

Southern Conference men's basketball media relations information

The Citadel (CitadelSports.com) Milledge Austin (maustin7@citadel.edu) Office: 843-953-6567	Chattanooga (GoMocs.com) Jim Horten (james-horten@utc.edu) Office: 423-425-2350
ETSU (ETSUBucs.com) Kevin Brown (brownk@etsu.edu) Office: 423-439-5263	VMI (VMIKeydets.com) Wade Branner (brannerwh@vmi.edu) Office: 540-464-7515
Furman (FurmanPaladins.com) Jordan Caskey (jordan.caskey@furman.edu) Office: 864-294-3065	Western Carolina (CatamountSports.com) Steven Grandy (sgrandy@email.wcu.edu) Office: 828-227-2655
Mercer (MercerBears.com) Will Tharp (tharp_wb@mercer.edu) Office: 478-301-5218	Wofford (WoffordTerriers.com) Phil Marcello (marcellopr@wofford.edu) Office: 864-597-4092
UNC Greensboro (UNCGSpartans.com) Stephen Czarda (s_czarda@uncg.edu) Office: 336-334-5615	Southern Conference (SoConSports.com) Phil Perry (pperry@socon.org) Office: 864-591-5100 // Cell: 864-525-5174
Samford (SamfordSports.com) Joey Mullins (jimmulli1@samford.edu) Office: 205-726-2799	

2018-19 Southern Conference
CONFERENCE BASKETBALL STATISTICS
Through games of Feb 01, 2019 (All games)

SCORING OFFENSE	G	W-L	Pts	Avg/G
1. The Citadel	21	10-11	1863	88.7
2. Wofford	22	18-4	1817	82.6
3. ETSU	23	18-5	1846	80.3
4. UNC Greensboro	23	20-3	1811	78.7
5. Furman	22	17-5	1728	78.5
6. Samford	23	13-10	1800	78.3
7. VMI	22	7-15	1654	75.2
8. Mercer	22	8-14	1650	75.0
9. Chattanooga	23	10-13	1689	73.4
10. Western Carolina	23	6-17	1643	71.4

SCORING DEFENSE	G	Pts	Avg/G
1. Wofford	22	1454	66.1
2. UNC Greensboro	23	1531	66.6
3. ETSU	23	1535	66.7
4. Furman	22	1475	67.0
5. Mercer	22	1578	71.7
6. Samford	23	1703	74.0
7. Chattanooga	23	1713	74.5
8. Western Carolina	23	1829	79.5
9. VMI	22	1768	80.4
10. The Citadel	21	1798	85.6

SCORING MARGIN	G	Offense	Defense	Margin
1. Wofford	22	82.6	66.1	+16.5
2. ETSU	23	80.3	66.7	+13.5
3. UNC Greensboro	23	78.7	66.6	+12.2
4. Furman	22	78.5	67.0	+11.5
5. Samford	23	78.3	74.0	+4.2
6. Mercer	22	75.0	71.7	+3.3
7. The Citadel	21	88.7	85.6	+3.1
8. Chattanooga	23	73.4	74.5	-1.0
9. VMI	22	75.2	80.4	-5.2
10. Western Carolina	23	71.4	79.5	-8.1

FREE THROW PCT	G	FTM	FTA	Pct.
1. Samford	23	340	465	.731
2. VMI	22	291	398	.731
3. The Citadel	21	284	390	.728
4. Mercer	22	346	485	.713
5. UNC Greensboro	23	304	431	.705
6. Wofford	22	250	355	.704
7. Furman	22	233	333	.700
8. Chattanooga	23	251	363	.691
9. ETSU	23	264	398	.663
10. Western Carolina	23	299	464	.644

FIELD GOAL PERCENTAGE	G	FGM	FGA	Pct.
1. Wofford	22	668	1378	.485
2. ETSU	23	695	1437	.484
3. Samford	23	640	1337	.479
4. UNC Greensboro	23	662	1404	.472
5. Furman	22	632	1353	.467
6. Mercer	22	569	1222	.466
7. Western Carolina	23	568	1222	.465
8. The Citadel	21	660	1451	.455
9. Chattanooga	23	614	1364	.450
10. VMI	22	574	1355	.424

FIELD GOAL PCT DEFENSE	G	FGM	FGA	Pct.
1. ETSU	23	543	1312	.414
2. Samford	23	598	1433	.417
3. Furman	22	554	1296	.427
4. UNC Greensboro	23	540	1253	.431
5. Mercer	22	550	1275	.431
6. Wofford	22	510	1182	.431
7. The Citadel	21	643	1427	.451
8. Chattanooga	23	617	1356	.455
9. VMI	22	632	1358	.465
10. Western Carolina	23	648	1357	.478

3-POINT FG PCT	G	3FGM	3FGA	Pct.
1. Wofford	22	231	579	.399
2. Samford	23	180	456	.395
3. Chattanooga	23	210	565	.372
4. Western Carolina	23	208	563	.369
5. ETSU	23	192	532	.361
6. Furman	22	231	648	.356
7. Mercer	22	166	472	.352
8. UNC Greensboro	23	183	524	.349
9. VMI	22	215	617	.348
10. The Citadel	21	259	766	.338

3-POINT FG PCT DEFENSE	G	3FGM	3FGA	Pct.
1. Western Carolina	23	161	493	.327
2. Furman	22	168	511	.329
3. ETSU	23	181	538	.336
4. Samford	23	204	595	.343
5. Wofford	22	166	484	.343
6. The Citadel	21	228	662	.344
7. UNC Greensboro	23	161	465	.346
8. Mercer	22	210	605	.347
9. Chattanooga	23	171	479	.357
10. VMI	22	182	509	.358

REBOUNDING OFFENSE	G	Rebounds	Avg/G
1. ETSU	23	970	42.2
2. The Citadel	21	803	38.2
3. Samford	23	846	36.8
4. Furman	22	809	36.8
5. Wofford	22	793	36.0
6. Western Carolina	23	827	36.0
7. VMI	22	775	35.2
8. UNC Greensboro	23	796	34.6
9. Chattanooga	23	788	34.3
10. Mercer	22	736	33.5

REBOUNDING DEFENSE	G	Rebounds	Avg/G
1. Wofford	22	612	27.8
2. ETSU	23	675	29.3
3. Western Carolina	23	725	31.5
4. Furman	22	747	34.0
5. UNC Greensboro	23	784	34.1
6. Mercer	22	782	35.5
7. Samford	23	830	36.1
8. Chattanooga	23	832	36.2
9. VMI	22	857	39.0
10. The Citadel	21	879	41.9

2018-19 Southern Conference
CONFERENCE BASKETBALL STATISTICS
Through games of Feb 01, 2019 (All games)

REBOUNDED MARGIN					
	G	Team	Avg.	Opp.	Avg. Margin
1. ETSU	23	970	42.2	675	29.3 +12.8
2. Wofford	22	793	36.0	612	27.8 +8.2
3. Western Carolina	23	827	36.0	725	31.5 +4.4
4. Furman	22	809	36.8	747	34.0 +2.8
5. Samford	23	846	36.8	830	36.1 +0.7
6. UNC Greensboro	23	796	34.6	784	34.1 +0.5
7. Chattanooga	23	788	34.3	832	36.2 -1.9
8. Mercer	22	736	33.5	782	35.5 -2.1
9. The Citadel	21	803	38.2	879	41.9 -3.6
10. VMI	22	775	35.2	857	39.0 -3.7

BLOCKED SHOTS			
	G	No.	Avg/G
1. ETSU	23	89	3.9
2. UNC Greensboro	23	87	3.8
3. Furman	22	83	3.8
4. Samford	23	84	3.7
5. The Citadel	21	75	3.6
6. Wofford	22	61	2.8
7. Chattanooga	23	61	2.7
8. Mercer	22	56	2.5
9. VMI	22	44	2.0
10. Western Carolina	23	38	1.7

ASSISTS			
	G	No.	Avg/G
1. Furman	22	363	16.5
2. The Citadel	21	343	16.3
3. ETSU	23	368	16.0
4. Wofford	22	335	15.2
5. Samford	23	325	14.1
6. VMI	22	300	13.6
7. Chattanooga	23	310	13.5
8. UNC Greensboro	23	303	13.2
9. Mercer	22	281	12.8
10. Western Carolina	23	283	12.3

STEALS			
	G	No.	Avg/G
1. Furman	22	201	9.1
2. UNC Greensboro	23	201	8.7
3. ETSU	23	176	7.7
4. The Citadel	21	160	7.6
5. Mercer	22	153	7.0
6. Samford	23	159	6.9
7. Wofford	22	150	6.8
8. VMI	22	149	6.8
9. Chattanooga	23	102	4.4
10. Western Carolina	23	101	4.4

TURNOVER MARGIN					
	G	Team	Avg.	Opp.	Avg. Margin
1. UNC Greensboro	23	261	11.3	402	17.5 +6.1
2. Wofford	22	240	10.9	313	14.2 +3.3
3. Furman	22	279	12.7	330	15.0 +2.3
4. The Citadel	21	272	13.0	309	14.7 +1.8
5. Mercer	22	294	13.4	324	14.7 +1.4
6. ETSU	23	342	14.9	342	14.9 +0.0
7. VMI	22	285	13.0	285	13.0 +0.0
8. Samford	23	323	14.0	306	13.3 -0.7
9. Chattanooga	23	288	12.5	270	11.7 -0.8
10. Western Carolina	23	429	18.7	236	10.3 -8.4

ASSIST/TURNOVER RATIO					
	G	Ast.	Avg.	T/O	Avg. Ratio
1. Wofford	22	335	15.2	240	10.9 1.4
2. Furman	22	363	16.5	279	12.7 1.3
3. The Citadel	21	343	16.3	272	13.0 1.3
4. UNC Greensboro	23	303	13.2	261	11.3 1.2
5. Chattanooga	23	310	13.5	288	12.5 1.1
6. ETSU	23	368	16.0	342	14.9 1.1
7. VMI	22	300	13.6	285	13.0 1.1
8. Samford	23	325	14.1	323	14.0 1.0
9. Mercer	22	281	12.8	294	13.4 1.0
10. Western Carolina	23	283	12.3	429	18.7 0.7

OFFENSIVE REBOUNDS			
	G	No.	Avg/G
1. ETSU	23	322	14.0
2. Wofford	22	254	11.5
3. The Citadel	21	230	11.0
4. UNC Greensboro	23	250	10.9
5. Furman	22	238	10.8
6. Western Carolina	23	228	9.9
7. Samford	23	221	9.6
8. Mercer	22	204	9.3
9. VMI	22	203	9.2
10. Chattanooga	23	196	8.5

DEFENSIVE REBOUNDS			
	G	No.	Avg/G
1. ETSU	23	648	28.2
2. The Citadel	21	573	27.3
3. Samford	23	625	27.2
4. Western Carolina	23	599	26.0
5. VMI	22	572	26.0
6. Furman	22	571	26.0
7. Chattanooga	23	592	25.7
8. Wofford	22	539	24.5
9. Mercer	22	532	24.2
10. UNC Greensboro	23	546	23.7

DEFENSIVE REB PCT.				
	G	D-Reb	Opp. OR	D-Reb%
1. Wofford	22	539	148	.785
2. ETSU	23	648	185	.778
3. Western Carolina	23	599	206	.744
4. Chattanooga	23	592	213	.735
5. Furman	22	571	214	.727
6. VMI	22	572	222	.720
7. UNC Greensboro	23	546	238	.696
8. Samford	23	625	284	.688
9. The Citadel	21	573	267	.682
10. Mercer	22	532	267	.666

OFFENSIVE REB PCT.				
	G	O-Reb	Opp. DR	O-Reb%
1. ETSU	23	322	490	.397
2. Wofford	22	254	464	.354
3. UNC Greensboro	23	250	546	.314
4. Furman	22	238	533	.309
5. Western Carolina	23	228	519	.305
6. Samford	23	221	546	.288
7. Mercer	22	204	515	.284
8. The Citadel	21	230	612	.273
9. VMI	22	203	635	.242
10. Chattanooga	23	196	619	.240

2018-19 Southern Conference
CONFERENCE BASKETBALL STATISTICS
Through games of Feb 01, 2019 (All games)

3-POINT FG MADE	G	No.	Avg/G
1. The Citadel	21	259	12.3
2. Wofford	22	231	10.5
Furman	22	231	10.5
4. VMI	22	215	9.8
5. Chattanooga	23	210	9.1
6. Western Carolina	23	208	9.0
7. ETSU	23	192	8.3
8. UNC Greensboro	23	183	8.0
9. Samford	23	180	7.8
10. Mercer	22	166	7.5

2018-19 Southern Conference
CONFERENCE BASKETBALL STATISTICS
Through games of Feb 01, 2019 (All games)

Team	Conference	Pct.	PF	PA	Overall	Pct.	PF	PA	Current unbeaten streak
Wofford	10-0	1.000	82.7	68.6	18-4	.818	82.6	66.1	Wofford -- 9
UNC Greensboro	9-1	.900	77.9	70.1	20-3	.870	78.7	66.6	UNC Greensboro -- 6
ETSU	8-2	.800	80.6	71.0	18-5	.783	80.3	66.7	ETSU -- 2
Furman	6-4	.600	75.7	70.9	17-5	.773	78.5	67.0	Furman -- 1
Chattanooga	5-5	.500	74.7	78.2	10-13	.435	73.4	74.5	Western Carolina -- 1
Samford	3-7	.300	80.1	81.2	13-10	.565	78.3	74.0	
Mercer	3-7	.300	75.2	77.2	8-14	.364	75.0	71.7	
Western Carolina	3-7	.300	77.1	81.9	6-17	.261	71.4	79.5	
The Citadel	2-8	.200	75.3	86.3	10-11	.476	88.7	85.6	
VMI	1-9	.100	72.3	86.2	7-15	.318	75.2	80.4	

TEAM SUMMARIES	G	PF-PA	Avg score	Margin	FG-FGA	Pct.	3FG-FGA	Pct.	FT-FTA	Pct.	RebF	RebA	Margin
Chattanooga	23	1689-1713	73.4-74.5	-1.0	614-1364	.450	210-565	.372	251-363	.691	788	832	-1.9
ETSU	23	1846-1535	80.3-66.7	+13.5	695-1437	.484	192-532	.361	264-398	.663	970	675	+12.8
Furman	22	1728-1475	78.5-67.0	+11.5	632-1353	.467	231-648	.356	233-333	.700	809	747	+2.8
Mercer	22	1650-1578	75.0-71.7	+3.3	569-1222	.466	166-472	.352	346-485	.713	736	782	-2.1
Samford	23	1800-1703	78.3-74.0	+4.2	640-1337	.479	180-456	.395	340-465	.731	846	830	+0.7
The Citadel	21	1863-1798	88.7-85.6	+3.1	660-1451	.455	259-766	.338	284-390	.728	803	879	-3.6
UNC Greensboro	23	1811-1531	78.7-66.6	+12.2	662-1404	.472	183-524	.349	304-431	.705	796	784	+0.5
VMI	22	1654-1768	75.2-80.4	-5.2	574-1355	.424	215-617	.348	291-398	.731	775	857	-3.7
Western Carolina	23	1643-1829	71.4-79.5	-8.1	568-1222	.465	208-563	.369	299-464	.644	827	725	+4.4
Wofford	22	1817-1454	82.6-66.1	+16.5	668-1378	.485	231-579	.399	250-355	.704	793	612	+8.2

ATTENDANCE	Home	Average	Away	Average	Neutral	Average	Total	Average
Chattanooga	10-29850	2985	11-39570	3597	2-0	0	23-69420	3018
ETSU	11-46134	4194	10-42405	4240	2-4011	2006	23-92550	4024
Furman	11-19717	1792	11-40372	3670	0-0	0	22-60089	2731
Mercer	10-23800	2380	11-37486	3408	1-2504	2504	22-63790	2900
Samford	13-14327	1102	10-43205	4320	0-0	0	23-57532	2501
The Citadel	11-11942	1086	10-38514	3851	0-0	0	21-50456	2403
UNC Greensboro	12-29285	2440	10-52494	5249	1-172	172	23-81951	3563
VMI	10-8816	882	12-50641	4220	0-0	0	22-59457	2703
Western Carolina	8-10948	1368	13-45063	3466	2-0	0	23-56011	2435
Wofford	13-29066	2236	9-41880	4653	0-0	0	22-70946	3225
Totals	109-223885	2054	107-431630	4034	8-6687	836	224-662202	2956

2018-19 Southern Conference
INDIVIDUAL BASKETBALL STATISTICS
Through games of Feb 01, 2019 (All games)

To be ranked, a player must appear in at least 75.0% of their team's games.

SCORING							REBOUNDING						
	Cl	G	FG	3FG	FT	Pts Avg/G		Cl	G	Off	Def	Total	Avg/G
1. Bubba Parham-VMI	So	22	139	74	103	455 20.7	1. Jeromy Rodriguez-ETSU	Jr	23	80	185	265	11.5
2. Fletcher Magee-WOF	Sr	22	131	90	65	417 19.0	2. Carlos Dotson-WCU	Jr	22	69	145	214	9.7
3. Lew Stallworth-CIT	Sr	21	153	18	69	393 18.7	3. Matt Rafferty-FUR	Sr	22	65	136	201	9.1
4. Ross Cummings-MER	So	22	113	74	84	384 17.5	4. Mladen Armus-ETSU	So	23	64	129	193	8.4
5. Francis Alonso-UNCG	Sr	23	123	64	88	398 17.3	5. Ruben Guerrero-SAM	Sr	23	74	115	189	8.2
6. Matt Rafferty-FUR	Sr	22	145	5	85	380 17.3	6. Cameron Jackson-WOF	Sr	22	65	106	171	7.8
7. Jordan Lyons-FUR	Jr	22	126	76	36	364 16.5	7. Zane Najdawi-CIT	Sr	21	51	105	156	7.4
8. Josh Sharkey-SAM	Jr	23	119	21	109	368 16.0	8. Robert Allen-SAM	Fr	23	38	131	169	7.3
9. Kevin Easley-UTC	Fr	23	128	43	49	348 15.1	9. Keve Aluma-WOF	So	22	63	91	154	7.0
10. Cameron Jackson-WOF	Sr	22	134	7	57	332 15.1	10. Garrett Gilkeson-VMI	Jr	22	38	106	144	6.5
11. Isaiah Miller-UNCG	So	23	143	14	38	338 14.7	11. Kevin Easley-UTC	Fr	23	37	111	148	6.4
12. Ruben Guerrero-SAM	Sr	23	138	0	49	325 14.1	12. Clay Mounce-FUR	So	22	40	100	140	6.4
13. Nathan Hoover-WOF	Jr	22	100	57	50	307 14.0	13. Tyler Creammer-VMI	Jr	20	35	90	125	6.3
14. Zane Najdawi-CIT	Sr	21	103	15	66	287 13.7	14. Lew Stallworth-CIT	Sr	21	7	111	118	5.6
15. Carlos Dotson-WCU	Jr	22	119	0	60	298 13.5	15. Fardaws Aimaq-MER	Fr	20	43	65	108	5.4
16. Kameron Gibson-WCU	Fr	23	113	56	26	308 13.4	16. Eric Hamilton-UNCG	Jr	23	42	76	118	5.1
17. Matt Frierson-CIT	Sr	21	84	83	30	281 13.4	17. Ethan Stair-MER	Jr	22	29	81	110	5.0
18. Brandon Austin-SAM	Jr	23	104	68	30	306 13.3	18. Jaylen Stowe-MER	Sr	22	26	83	109	5.0
19. Matt Halvorsen-WCU	So	23	82	59	64	287 12.5	19. Myles Lewis-VMI	So	22	35	71	106	4.8
20. Patrick Good-ETSU	So	22	83	71	26	263 12.0	20. Brandon Austin-SAM	Jr	23	14	96	110	4.8
21. Tray Boyd III-ETSU	Jr	23	104	55	8	271 11.8							
22. Donnovan Toatley-UTC	Fr	20	86	16	46	234 11.7							
23. Jeromy Rodriguez-ETSU	Jr	23	112	0	45	269 11.7							
24. Kaiden Rice-CIT	So	21	86	53	20	245 11.7							
25. Myron Gordon-SAM	Jr	23	81	21	80	263 11.4							
26. Djordje Dimitrijevic-MER	Jr	22	85	20	60	250 11.4							
27. Jaylen Stowe-MER	Sr	22	88	8	64	248 11.3							
28. Ethan Stair-MER	Jr	22	89	33	35	246 11.2							
29. Onno Steger-WCU	Jr	23	79	44	51	253 11.0							
Garrett Gilkeson-VMI	Jr	22	82	34	44	242 11.0							
Clay Mounce-FUR	So	22	92	33	25	242 11.0							

FIELD GOAL PCT						ASSISTS			
	Cl	G	FGM	FGA	Pct.		Cl	G	No. Avg/G
1. Matt Rafferty-FUR	Sr	22	145	232	.625	1. Josh Sharkey-SAM	Jr	23	173 7.5
2. Ruben Guerrero-SAM	Sr	23	138	226	.611	2. Lew Stallworth-CIT	Sr	21	129 6.1
3. Carlos Dotson-WCU	Jr	22	119	200	.595	3. Matt Rafferty-FUR	Sr	22	94 4.3
4. Cameron Jackson-WOF	Sr	22	134	229	.585	4. Demetrius Troy-UNCG	Sr	23	98 4.3
5. Lew Stallworth-CIT	Sr	21	153	282	.543	5. Marcus Cohen-MER	So	20	73 3.7
6. Isaiah Miller-UNCG	So	23	143	277	.516	6. Alex Hunter-FUR	So	22	79 3.6
7. Kevin Easley-UTC	Fr	23	128	278	.460	7. Bubba Parham-VMI	So	22	76 3.5
8. Ross Cummings-MER	So	22	113	257	.440	8. Storm Murphy-WOF	So	21	71 3.4
9. Josh Sharkey-SAM	Jr	23	119	272	.438	9. Donnovan Toatley-UTC	Fr	20	65 3.3
10. Francis Alonso-UNCG	Sr	23	123	290	.424	10. Isaiah Tisdale-ETSU	Jr	22	71 3.2
11. Bubba Parham-VMI	So	22	139	332	.419	11. Matt Halvorsen-WCU	So	23	62 2.7
12. Fletcher Magee-WOF	Sr	22	131	322	.407	12. Garrett Gilkeson-VMI	Jr	22	58 2.6
13. Jordan Lyons-FUR	Jr	22	126	325	.388	13. Greg Parham-VMI	So	22	56 2.5
						14. Francis Alonso-UNCG	Sr	23	57 2.5
						15. Cameron Jackson-WOF	Sr	22	54 2.5

2018-19 Southern Conference
INDIVIDUAL BASKETBALL STATISTICS
Through games of Feb 01, 2019 (All games)

FREE THROW PCT					CI	G	FTM	FTA	Pct.
1.	Fletcher Magee-WOF	Sr	22	65	70	.929			
2.	Francis Alonso-UNCG	Sr	23	88	99	.889			
3.	Myron Gordon-SAM	Jr	23	80	92	.870			
4.	Matt Halvorsen-WCU	So	23	64	75	.853			
5.	Ross Cummings-MER	So	22	84	101	.832			
6.	Djordje Dimitrijevic-MER	Jr	22	60	74	.811			
7.	Bubba Parham-VMI	So	22	103	131	.786			
8.	Josh Sharkey-SAM	Jr	23	109	145	.752			
9.	Matt Rafferty-FUR	Sr	22	85	114	.746			
10.	Jaylen Stowe-MER	Sr	22	64	88	.727			
11.	Zane Najdawi-CIT	Sr	21	66	93	.710			
12.	Lew Stallworth-CIT	Sr	21	69	98	.704			
13.	Cameron Jackson-WOF	Sr	22	57	90	.633			
14.	Carlos Dotson-WCU	Jr	22	60	123	.488			

STEALS				CI	G	No.	Avg/G
1.	Josh Sharkey-SAM	Jr	23	65	2.8		
2.	Matt Rafferty-FUR	Sr	22	62	2.8		
3.	Isaiah Miller-UNCG	So	23	63	2.7		
4.	Ethan Stair-MER	Jr	22	42	1.9		
5.	Garrett Gilkeson-VMI	Jr	22	37	1.7		
6.	Cameron Jackson-WOF	Sr	22	33	1.5		
7.	Demetrius Troy-UNCG	Sr	23	31	1.3		
8.	Jordan Lyons-FUR	Jr	22	26	1.2		
9.	Jeromy Rodriguez-ETSU	Jr	23	27	1.2		
10.	Matt Frierson-CIT	Sr	21	23	1.1		
11.	Jaylen Stowe-MER	Sr	22	24	1.1		
	Greg Parham-VMI	So	22	24	1.1		
13.	Patrick Good-ETSU	So	22	23	1.0		
	Isaiah Tisdale-ETSU	Jr	22	23	1.0		
	Tre Clark-FUR	So	22	23	1.0		
	Myles Lewis-VMI	So	22	23	1.0		

3-POINT FG PCT					CI	G	3FG	FGA	Pct.
1.	Kevin Nolan-SAM	So	20	31	62	.500			
2.	Nathan Hoover-WOF	Jr	22	57	127	.449			
3.	Garrett Gilkeson-VMI	Jr	22	34	76	.447			
4.	Brandon Austin-SAM	Jr	23	68	154	.442			
5.	Kyrin Galloway-UNCG	Jr	23	35	81	.432			
6.	Kameron Gibson-WCU	Fr	23	56	130	.431			
7.	Ross Cummings-MER	So	22	74	173	.428			
8.	Clay Mounce-FUR	So	22	33	78	.423			
9.	Kevin Easley-UTC	Fr	23	43	102	.422			
10.	Ethan Stair-MER	Jr	22	33	80	.413			
11.	Patrick Good-ETSU	So	22	71	173	.410			
12.	Bubba Parham-VMI	So	22	74	190	.389			
13.	Matt Frierson-CIT	Sr	21	83	214	.388			
14.	Fletcher Magee-WOF	Sr	22	90	236	.381			
15.	Francis Alonso-UNCG	Sr	23	64	168	.381			

3-POINT FG MADE				CI	G	3FG	Avg/G
1.	Fletcher Magee-WOF	Sr	22	90	4.1		
2.	Matt Frierson-CIT	Sr	21	83	4.0		
3.	Jordan Lyons-FUR	Jr	22	76	3.5		
4.	Ross Cummings-MER	So	22	74	3.4		
	Bubba Parham-VMI	So	22	74	3.4		
6.	Patrick Good-ETSU	So	22	71	3.2		
7.	Brandon Austin-SAM	Jr	23	68	3.0		
8.	Francis Alonso-UNCG	Sr	23	64	2.8		
9.	Nathan Hoover-WOF	Jr	22	57	2.6		
10.	Matt Halvorsen-WCU	So	23	59	2.6		
11.	Kaiden Rice-CIT	So	21	53	2.5		
12.	Kameron Gibson-WCU	Fr	23	56	2.4		
13.	Tray Boyd III-ETSU	Jr	23	55	2.4		
14.	Onno Steger-WCU	Jr	23	44	1.9		
15.	Kevin Easley-UTC	Fr	23	43	1.9		

BLOCKED SHOTS				CI	G	No.	Avg/G
1.	Ruben Guerrero-SAM	Sr	23	52	2.3		
2.	Zane Najdawi-CIT	Sr	21	36	1.7		
3.	Cameron Jackson-WOF	Sr	22	26	1.2		
4.	Matt Rafferty-FUR	Sr	22	25	1.1		
5.	Mladen Armus-ETSU	So	23	26	1.1		
6.	Clay Mounce-FUR	So	22	22	1.0		
7.	Fardaws Aimaq-MER	Fr	20	18	0.9		
8.	Kyrin Galloway-UNCG	Jr	23	20	0.9		
9.	Jeromy Rodriguez-ETSU	Jr	23	18	0.8		
10.	Jake Stephens-VMI	Fr	22	16	0.7		
11.	Victor Bafutto-MER	So	21	15	0.7		
12.	Robert Allen-SAM	Fr	23	16	0.7		
13.	Thomas Smallwood-UTC	Sr	23	14	0.6		
14.	Justin Brown-UTC	Fr	20	11	0.6		
15.	Keve Aluma-WOF	So	22	12	0.5		

ASSIST/TURNOVER RATIO					CI	G	Ast.	T/O	Ratio
1.	Alex Hunter-FUR	So	22	79	25	3.2			
2.	Isaiah Tisdale-ETSU	Jr	22	71	23	3.1			
3.	Storm Murphy-WOF	So	21	71	29	2.4			
4.	Demetrius Troy-UNCG	Sr	23	98	41	2.4			
5.	Matt Rafferty-FUR	Sr	22	94	45	2.1			
6.	Lew Stallworth-CIT	Sr	21	129	70	1.8			
7.	Marcus Cohen-MER	So	20	73	45	1.6			
8.	Josh Sharkey-SAM	Jr	23	173	112	1.5			
9.	Donovann Toatley-UTC	Fr	20	65	45	1.4			
10.	Bubba Parham-VMI	So	22	76	60	1.3			

2018-19 Southern Conference
INDIVIDUAL BASKETBALL STATISTICS
Through games of Feb 01, 2019 (All games)

OFFENSIVE REBOUNDS			
	Cl	G	No. Avg/G
1. Jeromy Rodriguez-ETSU	Jr	23	80 3.5
2. Ruben Guerrero-SAM	Sr	23	74 3.2
3. Carlos Dotson-WCU	Jr	22	69 3.1
4. Cameron Jackson-WOF	Sr	22	65 3.0
Matt Rafferty-FUR	Sr	22	65 3.0
6. Keve Aluma-WOF	So	22	63 2.9
7. Mladen Armus-ETSU	So	23	64 2.8
8. Zane Najdawi-CIT	Sr	21	51 2.4
9. Fardaws Aimaq-MER	Fr	20	43 2.2
10. Chevez Goodwin-WOF	So	22	45 2.0
11. Eric Hamilton-UNCG	Jr	23	42 1.8
12. Clay Mounce-FUR	So	22	40 1.8
13. Tyler Creammer-VMI	Jr	20	35 1.8
14. Garrett Gilkeson-VMI	Jr	22	38 1.7
15. Robert Allen-SAM	Fr	23	38 1.7

DEFENSIVE REBOUNDS			
	Cl	G	No. Avg/G
1. Jeromy Rodriguez-ETSU	Jr	23	185 8.0
2. Carlos Dotson-WCU	Jr	22	145 6.6
3. Matt Rafferty-FUR	Sr	22	136 6.2
4. Robert Allen-SAM	Fr	23	131 5.7
5. Mladen Armus-ETSU	So	23	129 5.6
6. Lew Stallworth-CIT	Sr	21	111 5.3
7. Ruben Guerrero-SAM	Sr	23	115 5.0
Zane Najdawi-CIT	Sr	21	105 5.0
9. Kevin Easley-UTC	Fr	23	111 4.8
10. Cameron Jackson-WOF	Sr	22	106 4.8
Garrett Gilkeson-VMI	Jr	22	106 4.8
12. Clay Mounce-FUR	So	22	100 4.5
13. Tyler Creammer-VMI	Jr	20	90 4.5
14. Brandon Austin-SAM	Jr	23	96 4.2
15. Keve Aluma-WOF	So	22	91 4.1

MINUTES PLAYED			
	Cl	G	No. Avg/G
1. Josh Sharkey-SAM	Jr	23	804 35.0
2. Matt Rafferty-FUR	Sr	22	749 34.0
3. Bubba Parham-VMI	So	22	745 33.9
4. Matt Halvorsen-WCU	So	23	772 33.6
5. Alex Hunter-FUR	So	22	738 33.5
6. Ethan Stair-MER	Jr	22	726 33.0
7. Jordan Lyons-FUR	Jr	22	719 32.7
8. Ross Cummings-MER	So	22	716 32.5
9. Garrett Gilkeson-VMI	Jr	22	715 32.5
10. Lew Stallworth-CIT	Sr	21	676 32.2

2018-19 Southern Conference
Conference Team Highs
Through games of Feb 01, 2019 (All games)

TEAM HIGHS (highest totals made by)

Points	148	The Citadel vs Mid-Atl. Christian (11/12/18)
	137	The Citadel vs Johnson (11/14/18)
	127	The Citadel vs Johnson & Wales (12/05/18)
	112	The Citadel vs High Point (11/27/18)
	112	Wofford vs Kentucky Christian (12/06/18)
	112	Wofford vs The Citadel (01/03/19)
Margin	78 (111-33)	UNC Greensboro vs Greensboro College (11/27/18)
	77 (137-60)	The Citadel vs Johnson (11/14/18)
	73 (148-75)	The Citadel vs Mid-Atl. Christian (11/12/18)
	65 (109-44)	ETSU vs Hiwassee (11/08/18)
	64 (98-34)	VMI vs Goucher (11/11/18)
Field goals made	57	The Citadel vs Mid-Atl. Christian (11/12/18)
	47	The Citadel vs Johnson (11/14/18)
	46	ETSU vs Hiwassee (11/08/18)
	46	The Citadel vs Johnson & Wales (12/05/18)
	45	Wofford vs Kentucky Christian (12/06/18)
Field goal attempts	98	The Citadel vs Mid-Atl. Christian (11/12/18)
	88	The Citadel vs Johnson & Wales (12/05/18)
	85	The Citadel vs Johnson (11/14/18)
	81	Samford vs Belmont (11/29/18)
Field goal percentage	81	Wofford vs Kentucky Christian (12/06/18)
	.672 (43-64)	Wofford vs The Citadel (01/03/19)
	.667 (38-57)	Samford at Wofford (01/24/19)
	.623 (38-61)	Samford vs North Alabama (11/06/18)
	.623 (38-61)	The Citadel vs High Point (11/27/18)
3-Pt FG made	.613 (46-75)	ETSU vs Hiwassee (11/08/18)
	23	The Citadel vs Mid-Atl. Christian (11/12/18)
	23	The Citadel vs High Point (11/27/18)
	21	Furman vs North Greenville (11/15/18)
	19	UNC Greensboro at LSU (11/09/18)
3-Pt FG attempts	19	VMI at Kentucky (11/18/18)
	51	The Citadel vs Mid-Atl. Christian (11/12/18)
	49	Furman vs North Greenville (11/15/18)
	48	The Citadel vs Johnson (11/14/18)
	46	Furman vs UNCW (12/15/18)
3-Pt percentage	46	The Citadel at Samford (01/17/19)
	.733 (11-15)	Samford at Wofford (01/24/19)
	.591 (13-22)	Wofford at Mississippi State (12/19/18)
	.577 (15-26)	Wofford vs The Citadel (01/03/19)
	.576 (19-33)	UNC Greensboro at LSU (11/09/18)
Free throws made	.575 (23-40)	The Citadel vs High Point (11/27/18)
	32	ETSU vs Reinhardt (12/03/18)
	29	Western Carolina vs Hiwassee (11/17/18)
	29	Mercer at UNC Greensboro (01/26/19)
	27	Mercer vs Piedmont (11/09/18)
	27	UNC Greensboro at Samford (12/22/18)
Free throw attempts	27	Mercer at Samford (01/19/19)
	40	Mercer vs Piedmont (11/09/18)
	39	ETSU vs Reinhardt (12/03/18)
	38	Western Carolina vs Hiwassee (11/17/18)
	36	UNC Greensboro at Samford (12/22/18)
	35	Samford vs Jacksonville State (11/09/18)
Free throw percentage	35	Mercer at Samford (01/19/19)
	1.000 (11-11)	VMI at Presbyterian (12/12/18)
	1.000 (5-5)	VMI at Kentucky (11/18/18)

	1.000	(3-3)	ETSU at Creighton (11/11/18)
	.950	(19-20)	Samford at Wofford (01/24/19)
	.941	(16-17)	Furman at VMI (01/10/19)
Rebounds	64		ETSU vs Reinhardt (12/03/18)
	63		The Citadel vs Mid-Atl. Christian (11/12/18)
	62		The Citadel vs Johnson (11/14/18)
	56		ETSU vs Hiwassee (11/08/18)
	56		Western Carolina vs Hiwassee (11/17/18)
Assists	37		The Citadel vs Mid-Atl. Christian (11/12/18)
	28		The Citadel vs Johnson (11/14/18)
	27		The Citadel vs High Point (11/27/18)
	27		UNC Greensboro vs Greensboro College (11/27/18)
	27		The Citadel vs Johnson & Wales (12/05/18)
	27		Wofford vs Kentucky Christian (12/06/18)
Steals	23		UNC Greensboro vs Greensboro College (11/27/18)
	20		Wofford vs Mars Hill (11/23/18)
	18		VMI vs Goucher (11/11/18)
	16		The Citadel vs Johnson (11/14/18)
	15		UNC Greensboro vs Johnson & Wales (11/16/18)
	15		The Citadel vs Western Carolina (01/12/19)
Blocked shots	14		The Citadel vs Johnson (11/14/18)
	9		UNC Greensboro at North Carolina A&T (11/06/18)
	9		Mercer vs Piedmont (11/09/18)
	9		UNC Greensboro vs Mercer (01/26/19)
	9		Samford vs ETSU (01/31/19)
Turnovers	35		Western Carolina vs Jacksonville State (11/20/18)
	33		Western Carolina at NC State (12/05/18)
	29		Western Carolina at The Citadel (01/12/19)
	26		Western Carolina at Iowa (12/18/18)
	24		Mercer at UNC Greensboro (01/26/19)
Fouls	29		Western Carolina at Wake Forest (11/27/18)
	28		Samford vs Jacksonville State (11/09/18)
	28		Mercer at NC State (11/24/18)
	27		Western Carolina vs Hiwassee (11/17/18)
	26		UNC Greensboro at LSU (11/09/18)
	26		VMI at Kentucky (11/18/18)
	26		ETSU vs Wyoming (12/21/18)
	26		Western Carolina at The Citadel (01/12/19)
	26		Chattanooga vs Western Carolina (01/31/19)

2018-19 Southern Conference
Conference Individual Highs
Through games of Feb 01, 2019 (All games)

INDIVIDUAL PLAYER GAME HIGHS

Points	54		Jordan Lyons (Furman) vs North Greenville (11/15/18)
	36		Ross Cummings (Mercer) vs Western Carolina (01/10/19)
	35		Bubba Parham (VMI) at Kentucky (11/18/18)
	35		Patrick Good (ETSU) at Western Carolina (01/26/19)
	34		Kameron Gibson (Western Carolina) at SMU (11/14/18)
Field goals made	15		Jordan Lyons (Furman) vs North Greenville (11/15/18)
	12		Kyrin Galloway (UNC Greensboro) at LSU (11/09/18)
	12		Kameron Gibson (Western Carolina) at SMU (11/14/18)
	12		Carlos Dotson (Western Carolina) at Furman (12/01/18)
	12		Ross Cummings (Mercer) vs Western Carolina (01/10/19)
	12		Lew Stallworth (The Citadel) vs Western Carolina (01/12/19)
	12		Patrick Good (ETSU) at Western Carolina (01/26/19)
	12		Marcus Thomas (Western Carolina) at Chattanooga (01/31/19)
Field goal attempts	35		Jordan Lyons (Furman) vs North Greenville (11/15/18)
	26		Jordan Lyons (Furman) vs Western Carolina (12/01/18)
	24		Bubba Parham (VMI) at Stetson (11/23/18)
	24		Fletcher Magee (Wofford) vs Samford (01/24/19)
	23		Fletcher Magee (Wofford) vs North Carolina (11/06/18)
Field goal percentage	.889	(8-9)	Daivien Williamson (ETSU) at Illinois (12/15/18)
	.857	(12-14)	Kyrin Galloway (UNC Greensboro) at LSU (11/09/18)
	.833	(10-12)	Zane Najdawi (The Citadel) vs Johnson & Wales (12/05/18)
	.818	(9-11)	Matt Rafferty (Furman) vs Bob Jones (11/06/18)
	.818	(9-11)	Cameron Jackson (Wofford) vs Coppin State (11/21/18)
	.818	(9-11)	Matt Rafferty (Furman) at Elon (12/04/18)
3-Pt FG made	15		Jordan Lyons (Furman) vs North Greenville (11/15/18)
	11		Patrick Good (ETSU) at Western Carolina (01/26/19)
	10		Matt Frierson (The Citadel) vs Johnson (11/14/18)
	10		Bubba Parham (VMI) at Kentucky (11/18/18)
	9		Nathan Hoover (Wofford) at South Carolina (11/26/18)
3-Pt FG attempts	34		Jordan Lyons (Furman) vs North Greenville (11/15/18)
	19		Fletcher Magee (Wofford) vs Samford (01/24/19)
	17		Jordan Lyons (Furman) vs Western Carolina (12/01/18)
	17		Patrick Good (ETSU) at Western Carolina (01/26/19)
	16		Fletcher Magee (Wofford) vs North Carolina (11/06/18)
	16		Matt Frierson (The Citadel) vs Johnson (11/14/18)
3-Pt percentage	1.000	(5-5)	Josh Sharkey (Samford) vs Houston Baptist (12/17/18)
	1.000	(5-5)	Kevin Easley (Chattanooga) at Western Carolina (01/03/19)
	.857	(6-7)	Marcus Thomas (Western Carolina) at Chattanooga (01/31/19)
	.833	(5-6)	Kevin Easley (Chattanooga) at Michigan (11/23/18)
	.833	(5-6)	Connor Kern (The Citadel) vs High Point (11/27/18)
	.833	(5-6)	Kevious Nolan (Samford) vs VMI (12/29/18)
	.833	(5-6)	Ross Cummings (Mercer) at Chattanooga (01/17/19)
	.833	(5-6)	Angelo Allegri (UNC Greensboro) at ETSU (01/19/19)
Free throws made	.833	(5-6)	Kameron Gibson (Western Carolina) vs ETSU (01/26/19)
	17		Francis Alonso (UNC Greensboro) at Samford (12/22/18)
	14		Onno Steger (Western Carolina) at Chattanooga (01/31/19)
	12		Bubba Parham (VMI) vs American (11/27/18)
	12		Ross Cummings (Mercer) at Samford (01/19/19)
	11		Djordje Dimitrijevic (Mercer) at NC State (11/24/18)
	11		Eric Hamilton (UNC Greensboro) vs Coppin State (12/12/18)
	11		Bubba Parham (VMI) at The Citadel (01/26/19)
Free throw attempts	11		Donovann Toatley (Chattanooga) vs Western Carolina (01/31/19)
	21		Francis Alonso (UNC Greensboro) at Samford (12/22/18)
	15		Eric Hamilton (UNC Greensboro) vs Coppin State (12/12/18)

		15	Onno Steger (Western Carolina) at Chattanooga (01/31/19)
		14	Bubba Parham (VMI) vs American (11/27/18)
		13	Carlos Dotson (Western Carolina) at NC State (12/05/18)
Free throw percentage	1.000	(12-12)	Ross Cummings (Mercer) at Samford (01/19/19)
	1.000	(11-11)	Djordje Dimitrijevic (Mercer) at NC State (11/24/18)
	1.000	(10-10)	Zane Najdawi (The Citadel) vs Johnson (11/14/18)
	1.000	(10-10)	Nathan Hoover (Wofford) vs Coastal Carolina (12/09/18)
	1.000	(10-10)	Matt Rafferty (Furman) at UNC Greensboro (01/12/19)
	1.000	(9-9)	Matt Frierson (The Citadel) at Campbell (12/18/18)
	1.000	(8-8)	Donovann Toatley (Chattanooga) at Charlotte (11/06/18)
	1.000	(8-8)	Francis Alonso (UNC Greensboro) vs Johnson & Wales (11/16/18)
	1.000	(8-8)	Matt Halvorsen (Western Carolina) vs Hiwassee (11/17/18)
	1.000	(8-8)	Daivien Williamson (ETSU) vs Reinhardt (12/03/18)
	1.000	(8-8)	Matt Halvorsen (Western Carolina) vs Chattanooga (01/03/19)
	1.000	(8-8)	Ross Cummings (Mercer) at UNC Greensboro (01/26/19)
Rebounds		19	Jeromy Rodriguez (ETSU) vs Samford (01/03/19)
		18	Thomas Smallwood (Chattanooga) vs Cumberland (11/13/18)
		18	Jeromy Rodriguez (ETSU) at Mercer (01/12/19)
		17	Matt Rafferty (Furman) at Villanova (11/17/18)
		17	Jeromy Rodriguez (ETSU) at Georgia Southern (11/27/18)
		17	Mladen Armus (ETSU) vs Samford (01/03/19)
Assists		16	Josh Sharkey (Samford) at Wofford (01/24/19)
		14	Josh Sharkey (Samford) at ETSU (01/03/19)
		13	Lew Stallworth (The Citadel) vs Johnson (11/14/18)
		12	Lew Stallworth (The Citadel) vs High Point (11/27/18)
		12	Josh Sharkey (Samford) at Furman (01/26/19)
Steals		8	Josh Sharkey (Samford) vs Jacksonville State (11/09/18)
		7	Josh Sharkey (Samford) at Purdue Fort Wayne (11/23/18)
		7	Matt Rafferty (Furman) at VMI (01/10/19)
		6	Ta'Vonne Bond (VMI) vs Goucher (11/11/18)
		6	Tray Hollowell (Wofford) vs Mars Hill (11/23/18)
		6	Josh Sharkey (Samford) vs UNC Greensboro (12/22/18)
		6	Isaiah Miller (UNC Greensboro) vs Chattanooga (12/29/18)
		6	Isaiah Miller (UNC Greensboro) at ETSU (01/19/19)
		6	Matt Rafferty (Furman) vs Chattanooga (01/24/19)
Blocked shots		8	Ruben Guerrero (Samford) vs ETSU (01/31/19)
		7	James Dickey (UNC Greensboro) at North Carolina A&T (11/06/18)
		6	Zane Najdawi (The Citadel) vs Johnson (11/14/18)
		5	Octavion Corley (ETSU) vs Hiwassee (11/08/18)
		4	Ruben Guerrero (Samford) vs North Alabama (11/06/18)
		4	Victor Bafutto (Mercer) vs Piedmont (11/09/18)
		4	Kyrin Galloway (UNC Greensboro) at LSU (11/09/18)
		4	Matt Rafferty (Furman) at Villanova (11/17/18)
		4	Ruben Guerrero (Samford) vs Belmont (11/29/18)
		4	Matt Rafferty (Furman) vs Western Carolina (12/01/18)
		4	Ruben Guerrero (Samford) vs Houston Baptist (12/17/18)
		4	Ruben Guerrero (Samford) vs VMI (12/29/18)
		4	James Dickey (UNC Greensboro) vs Furman (01/12/19)
		4	James Dickey (UNC Greensboro) at ETSU (01/19/19)
		4	Fardaws Aimaq (Mercer) at Samford (01/19/19)
Turnovers		9	Carlos Dotson (Western Carolina) vs Jacksonville State (11/20/18)
		8	Josh Sharkey (Samford) at ETSU (01/03/19)
		8	Josh Sharkey (Samford) at Wofford (01/24/19)
		8	Zane Najdawi (The Citadel) vs Furman (01/31/19)
		8	Josh Sharkey (Samford) vs ETSU (01/31/19)

2018-19 Southern Conference
CONFERENCE BASKETBALL STATISTICS
Through games of Feb 01, 2019 (Conference games only)

SCORING OFFENSE	G	W-L	Pts	Avg/G
1. Wofford	10	10-0	827	82.7
2. ETSU	10	8-2	806	80.6
3. Samford	10	3-7	801	80.1
4. UNC Greensboro	10	9-1	779	77.9
5. Western Carolina	10	3-7	771	77.1
6. Furman	10	6-4	757	75.7
7. The Citadel	10	2-8	753	75.3
8. Mercer	10	3-7	752	75.2
9. Chattanooga	10	5-5	747	74.7
10. VMI	10	1-9	723	72.3

SCORING DEFENSE	G	Pts	Avg/G
1. Wofford	10	686	68.6
2. UNC Greensboro	10	701	70.1
3. Furman	10	709	70.9
4. ETSU	10	710	71.0
5. Mercer	10	772	77.2
6. Chattanooga	10	782	78.2
7. Samford	10	812	81.2
8. Western Carolina	10	819	81.9
9. VMI	10	862	86.2
10. The Citadel	10	863	86.3

SCORING MARGIN	G	Offense	Defense	Margin
1. Wofford	10	82.7	68.6	+14.1
2. ETSU	10	80.6	71.0	+9.6
3. UNC Greensboro	10	77.9	70.1	+7.8
4. Furman	10	75.7	70.9	+4.8
5. Samford	10	80.1	81.2	-1.1
6. Mercer	10	75.2	77.2	-2.0
7. Chattanooga	10	74.7	78.2	-3.5
8. Western Carolina	10	77.1	81.9	-4.8
9. The Citadel	10	75.3	86.3	-11.0
10. VMI	10	72.3	86.2	-13.9

FREE THROW PCT	G	FTM	FTA	Pct.
1. Samford	10	151	204	.740
2. Furman	10	112	154	.727
3. VMI	10	131	181	.724
4. Mercer	10	161	223	.722
5. UNC Greensboro	10	151	211	.716
6. The Citadel	10	104	147	.707
7. Wofford	10	123	174	.707
8. Western Carolina	10	152	217	.700
9. Chattanooga	10	117	168	.696
10. ETSU	10	104	163	.638

FIELD GOAL PERCENTAGE	G	FGM	FGA	Pct.
1. Wofford	10	303	603	.502
2. ETSU	10	309	629	.491
3. Western Carolina	10	263	545	.483
4. Samford	10	283	590	.480
5. Mercer	10	257	544	.472
6. Chattanooga	10	268	571	.469
7. Furman	10	273	604	.452
8. UNC Greensboro	10	276	617	.447
9. VMI	10	250	588	.425
10. The Citadel	10	273	670	.407

FIELD GOAL PCT DEFENSE	G	FGM	FGA	Pct.
1. Furman	10	259	595	.435
2. ETSU	10	253	576	.439
3. Wofford	10	239	532	.449
4. Mercer	10	269	597	.451
5. UNC Greensboro	10	244	537	.454
6. Samford	10	286	625	.458
7. Chattanooga	10	287	610	.470
8. Western Carolina	10	296	621	.477
9. The Citadel	10	308	641	.481
10. VMI	10	314	627	.501

3-POINT FG PCT	G	3FGM	3FGA	Pct.
1. Wofford	10	98	241	.407
2. Samford	10	84	208	.404
3. Chattanooga	10	94	246	.382
4. Western Carolina	10	93	244	.381
5. ETSU	10	84	226	.372
6. Mercer	10	77	212	.363
7. VMI	10	92	264	.348
8. Furman	10	99	291	.340
9. UNC Greensboro	10	76	226	.336
10. The Citadel	10	103	348	.296

3-POINT FG PCT DEFENSE	G	3FGM	3FGA	Pct.
1. Furman	10	79	251	.315
2. Western Carolina	10	80	245	.327
3. ETSU	10	83	237	.350
4. The Citadel	10	113	318	.355
5. Wofford	10	85	230	.370
6. VMI	10	92	246	.374
7. Samford	10	109	291	.375
8. Mercer	10	105	280	.375
9. UNC Greensboro	10	72	191	.377
10. Chattanooga	10	82	217	.378

REBOUNDING OFFENSE	G	Rebounds	Avg/G
1. ETSU	10	388	38.8
2. Western Carolina	10	368	36.8
3. Furman	10	357	35.7
4. UNC Greensboro	10	353	35.3
5. Samford	10	346	34.6
Wofford	10	346	34.6
The Citadel	10	346	34.6
8. VMI	10	336	33.6
9. Chattanooga	10	315	31.5
10. Mercer	10	308	30.8

REBOUNDING DEFENSE	G	Rebounds	Avg/G
1. Wofford	10	259	25.9
2. ETSU	10	304	30.4
3. Western Carolina	10	322	32.2
4. Furman	10	340	34.0
5. UNC Greensboro	10	341	34.1
6. Samford	10	358	35.8
7. Chattanooga	10	366	36.6
8. Mercer	10	369	36.9
9. VMI	10	377	37.7
10. The Citadel	10	427	42.7

2018-19 Southern Conference
CONFERENCE BASKETBALL STATISTICS
Through games of Feb 01, 2019 (Conference games only)

REBOUNDING MARGIN	G	Team	Avg.	Opp.	Avg.	Margin
1.	10	Wofford	34.6	259	25.9	+8.7
2.	10	ETSU	38.8	304	30.4	+8.4
3.	10	Western Carolina	36.8	322	32.2	+4.6
4.	10	Furman	35.7	340	34.0	+1.7
5.	10	UNC Greensboro	35.3	341	34.1	+1.2
6.	10	Samford	34.6	358	35.8	-1.2
7.	10	VMI	33.6	377	37.7	-4.1
8.	10	Chattanooga	31.5	366	36.6	-5.1
9.	10	Mercer	30.8	369	36.9	-6.1
10.	10	The Citadel	34.6	427	42.7	-8.1

BLOCKED SHOTS	G	No.	Avg/G
1.	10	ETSU	4.5
2.	10	UNC Greensboro	4.3
3.	10	Samford	3.8
4.	10	Furman	3.5
5.	10	Chattanooga	3.0
	10	Wofford	3.0
7.	10	The Citadel	2.8
8.	10	Mercer	2.5
9.	10	Western Carolina	2.4
10.	10	VMI	2.0

ASSISTS	G	No.	Avg/G
1.	10	ETSU	16.6
2.	10	Samford	15.4
	10	Wofford	15.4
4.	10	Furman	15.2
5.	10	Chattanooga	13.9
6.	10	VMI	13.0
	10	The Citadel	13.0
8.	10	Western Carolina	12.5
9.	10	UNC Greensboro	12.3
10.	10	Mercer	12.1

STEALS	G	No.	Avg/G
1.	10	UNC Greensboro	9.0
2.	10	Furman	8.4
3.	10	ETSU	7.8
4.	10	Samford	7.2
	10	The Citadel	7.2
6.	10	Mercer	6.8
7.	10	VMI	6.2
8.	10	Wofford	6.0
9.	10	Western Carolina	3.9
10.	10	Chattanooga	3.7

TURNOVER MARGIN	G	Team	Avg.	Opp.	Avg.	Margin
1.	10	UNC Greensboro	11.4	172	17.2	+5.8
2.	10	Wofford	10.9	140	14.0	+3.1
3.	10	The Citadel	13.0	141	14.1	+1.1
4.	10	Mercer	12.6	133	13.3	+0.7
5.	10	ETSU	13.3	138	13.8	+0.5
6.	10	Furman	13.5	136	13.6	+0.1
7.	10	Samford	13.0	130	13.0	+0.0
8.	10	Chattanooga	11.3	99	9.9	-1.4
9.	10	VMI	14.2	119	11.9	-2.3
10.	10	Western Carolina	17.0	94	9.4	-7.6

ASSIST/TURNOVER RATIO	G	Ast.	Avg.	T/O	Avg.	Ratio
1.	10	Wofford	15.4	109	10.9	1.4
2.	10	ETSU	16.6	133	13.3	1.2
3.	10	Chattanooga	13.9	113	11.3	1.2
4.	10	Samford	15.4	130	13.0	1.2
5.	10	Furman	15.2	135	13.5	1.1
6.	10	UNC Greensboro	12.3	114	11.4	1.1
7.	10	The Citadel	13.0	130	13.0	1.0
8.	10	Mercer	12.1	126	12.6	1.0
9.	10	VMI	13.0	142	14.2	0.9
10.	10	Western Carolina	12.5	170	17.0	0.7

OFFENSIVE REBOUNDS	G	No.	Avg/G
1.	10	ETSU	12.9
2.	10	UNC Greensboro	12.2
3.	10	Wofford	11.3
4.	10	Furman	10.4
5.	10	The Citadel	10.2
	10	Western Carolina	10.2
7.	10	Samford	9.0
8.	10	VMI	8.5
9.	10	Mercer	8.4
10.	10	Chattanooga	7.4

DEFENSIVE REBOUNDS	G	No.	Avg/G
1.	10	Western Carolina	26.6
2.	10	ETSU	25.9
3.	10	Samford	25.6
4.	10	Furman	25.3
5.	10	VMI	25.1
6.	10	The Citadel	24.4
7.	10	Chattanooga	24.1
8.	10	Wofford	23.3
9.	10	UNC Greensboro	23.1
10.	10	Mercer	22.4

DEFENSIVE REB PCT.	G	D-Reb	Opp. OR	D-Reb%
1.	10	Wofford	68	.774
2.	10	ETSU	85	.753
3.	10	VMI	94	.728
4.	10	Furman	96	.725
5.	10	Western Carolina	103	.721
6.	10	UNC Greensboro	97	.704
7.	10	Samford	108	.703
8.	10	Chattanooga	104	.699
9.	10	The Citadel	116	.678
10.	10	Mercer	134	.626

OFFENSIVE REB PCT.	G	O-Reb	Opp. DR	O-Reb%
1.	10	Wofford	191	.372
2.	10	ETSU	219	.371
3.	10	UNC Greensboro	244	.333
4.	10	Western Carolina	219	.318
5.	10	Furman	244	.299
6.	10	Samford	90	.265
7.	10	Mercer	84	.263
8.	10	The Citadel	311	.247
9.	10	VMI	85	.231
10.	10	Chattanooga	74	.220

2018-19 Southern Conference
CONFERENCE BASKETBALL STATISTICS
Through games of Feb 01, 2019 (Conference games only)

3-POINT FG MADE	G	No.	Avg/G
1. The Citadel	10	103	10.3
2. Furman	10	99	9.9
3. Wofford	10	98	9.8
4. Chattanooga	10	94	9.4
5. Western Carolina	10	93	9.3
6. VMI	10	92	9.2
7. Samford	10	84	8.4
ETSU	10	84	8.4
9. Mercer	10	77	7.7
10. UNC Greensboro	10	76	7.6

2018-19 Southern Conference
CONFERENCE BASKETBALL STATISTICS
Through games of Feb 01, 2019 (Conference games only)

Team	Conference	Pct.	PF	PA	Overall	Pct.	PF	PA	Current unbeaten streak
Wofford	10-0	1.000	82.7	68.6	10-0	1.000	82.7	68.6	Wofford -- 10
UNC Greensboro	9-1	.900	77.9	70.1	9-1	.900	77.9	70.1	UNC Greensboro -- 6
ETSU	8-2	.800	80.6	71.0	8-2	.800	80.6	71.0	ETSU -- 2
Furman	6-4	.600	75.7	70.9	6-4	.600	75.7	70.9	Furman -- 1
Chattanooga	5-5	.500	74.7	78.2	5-5	.500	74.7	78.2	Western Carolina -- 1
Samford	3-7	.300	80.1	81.2	3-7	.300	80.1	81.2	
Western Carolina	3-7	.300	77.1	81.9	3-7	.300	77.1	81.9	
Mercer	3-7	.300	75.2	77.2	3-7	.300	75.2	77.2	
The Citadel	2-8	.200	75.3	86.3	2-8	.200	75.3	86.3	
VMI	1-9	.100	72.3	86.2	1-9	.100	72.3	86.2	

TEAM SUMMARIES	G	PF-PA	Avg score	Margin	FG-FGA	Pct.	3FG-FGA	Pct.	FT-FTA	Pct.	RebF	RebA	Margin
Chattanooga	10	747-782	74.7-78.2	-3.5	268-571	.469	94-246	.382	117-168	.696	315	366	-5.1
ETSU	10	806-710	80.6-71.0	+9.6	309-629	.491	84-226	.372	104-163	.638	388	304	+8.4
Furman	10	757-709	75.7-70.9	+4.8	273-604	.452	99-291	.340	112-154	.727	357	340	+1.7
Mercer	10	752-772	75.2-77.2	-2.0	257-544	.472	77-212	.363	161-223	.722	308	369	-6.1
Samford	10	801-812	80.1-81.2	-1.1	283-590	.480	84-208	.404	151-204	.740	346	358	-1.2
The Citadel	10	753-863	75.3-86.3	-11.0	273-670	.407	103-348	.296	104-147	.707	346	427	-8.1
UNC Greensboro	10	779-701	77.9-70.1	+7.8	276-617	.447	76-226	.336	151-211	.716	353	341	+1.2
VMI	10	723-862	72.3-86.2	-13.9	250-588	.425	92-264	.348	131-181	.724	336	377	-4.1
Western Carolina	10	771-819	77.1-81.9	-4.8	263-545	.483	93-244	.381	152-217	.700	368	322	+4.6
Wofford	10	827-686	82.7-68.6	+14.1	303-603	.502	98-241	.407	123-174	.707	346	259	+8.7

ATTENDANCE	Home	Average	Away	Average	Neutral	Average	Total	Average
Chattanooga	5-18098	3620	5-13648	2730	0-0	0	10-31746	3175
ETSU	5-24754	4951	5-9576	1915	0-0	0	10-34330	3433
Furman	5-10276	2055	5-14107	2821	0-0	0	10-24383	2438
Mercer	4-10641	2660	6-10359	1726	0-0	0	10-21000	2100
Samford	5-5598	1120	5-14094	2819	0-0	0	10-19692	1969
The Citadel	5-8335	1667	5-16617	3323	0-0	0	10-24952	2495
UNC Greensboro	6-16069	2678	4-9502	2376	0-0	0	10-25571	2557
VMI	4-4500	1125	6-16200	2700	0-0	0	10-20700	2070
Western Carolina	5-7981	1596	5-11820	2364	0-0	0	10-19801	1980
Wofford	6-16905	2818	4-7234	1808	0-0	0	10-24139	2414
Totals	50-123157	2463	50-123157	2463	0-0	0	100-246314	2463

2018-19 Southern Conference
INDIVIDUAL BASKETBALL STATISTICS
Through games of Feb 01, 2019 (Conference games only)

To be ranked, a player must appear in at least 75.0% of their team's games.

SCORING							REBOUNDING						
	Cl	G	FG	3FG	FT	Pts Avg/G		Cl	G	Off	Def	Total	Avg/G
1. Ross Cummings-MER	So	10	62	39	51	214 21.4	1. Carlos Dotson-WCU	Jr	9	34	71	105	11.7
2. Fletcher Magee-WOF	Sr	10	66	45	33	210 21.0	2. Jeromy Rodriguez-ETSU	Jr	10	29	79	108	10.8
3. Lew Stallworth-CIT	Sr	10	78	12	26	194 19.4	3. Matt Rafferty-FUR	Sr	10	31	65	96	9.6
4. Matt Rafferty-FUR	Sr	10	66	4	50	186 18.6	4. Mladen Armus-ETSU	So	10	24	62	86	8.6
5. Bubba Parham-VMI	So	10	55	27	44	181 18.1	5. Keve Aluma-WOF	So	10	33	48	81	8.1
6. Josh Sharkey-SAM	Jr	10	61	8	42	172 17.2	Ruben Guerrero-SAM	Sr	10	27	54	81	8.1
7. Kevin Easley-UTC	Fr	10	61	23	26	171 17.1	7. James Dickey-UNCG	Jr	8	24	40	64	8.0
8. Isaiah Miller-UNCG	So	10	69	9	21	168 16.8	8. Garrett Gilkeson-VMI	Jr	10	18	58	76	7.6
9. Francis Alonso-UNCG	Sr	10	48	24	43	163 16.3	9. Cameron Jackson-WOF	Sr	10	28	47	75	7.5
10. Carlos Dotson-WCU	Jr	9	60	0	26	146 16.2	Zane Najdawi-CIT	Sr	10	23	52	75	7.5
11. Jordan Lyons-FUR	Jr	10	58	31	15	162 16.2	11. Clay Mounce-FUR	So	10	24	46	70	7.0
12. Cameron Jackson-WOF	Sr	10	58	3	32	151 15.1	12. Kevin Easley-UTC	Fr	10	16	53	69	6.9
13. Onno Steger-WCU	Jr	10	43	22	42	150 15.0	13. Robert Allen-SAM	Fr	10	20	46	66	6.6
14. Kameron Gibson-WCU	Fr	10	55	26	13	149 14.9	14. Eric Hamilton-UNCG	Jr	10	27	35	62	6.2
15. Brandon Austin-SAM	Jr	10	48	31	21	148 14.8	15. Onno Steger-WCU	Jr	10	14	45	59	5.9
16. Nathan Hoover-WOF	Jr	10	49	23	21	142 14.2	16. Brandon Austin-SAM	Jr	10	6	50	56	5.6
17. Zane Najdawi-CIT	Sr	10	53	13	21	140 14.0	17. Lew Stallworth-CIT	Sr	10	4	49	53	5.3
18. Ethan Stair-MER	Jr	10	50	18	20	138 13.8	Ethan Stair-MER	Jr	10	13	40	53	5.3
19. Ruben Guerrero-SAM	Sr	10	58	0	20	136 13.6	19. Hayden Brown-CIT	So	8	22	20	42	5.3
20. Patrick Good-ETSU	So	10	42	33	18	135 13.5	Fardaws Aimaq-MER	Fr	8	17	25	42	5.3
21. Donovan Toatley-UTC	Fr	9	39	8	26	112 12.4							
22. Robert Allen-SAM	Fr	10	41	13	25	120 12.0							
23. Jeromy Rodriguez-ETSU	Jr	10	51	0	16	118 11.8							
24. Ramon Vila-UTC	So	9	44	0	18	106 11.8							
25. Garrett Gilkeson-VMI	Jr	10	39	17	22	117 11.7							
Jaylen Stowe-MER	Sr	10	42	3	30	117 11.7							
27. Myron Gordon-SAM	Jr	10	34	12	34	114 11.4							
28. Matt Halvorsen-WCU	So	10	30	22	30	112 11.2							
29. Tray Boyd III-ETSU	Jr	10	41	21	3	106 10.6							
30. Clay Mounce-FUR	So	10	38	12	16	104 10.4							

FIELD GOAL PCT						ASSISTS			
	Cl	G	FGM	FGA	Pct.		Cl	G	No. Avg/G
1. Carlos Dotson-WCU	Jr	9	60	99	.606	1. Josh Sharkey-SAM	Jr	10	95 9.5
2. Matt Rafferty-FUR	Sr	10	66	113	.584	2. Lew Stallworth-CIT	Sr	10	51 5.1
3. Cameron Jackson-WOF	Sr	10	58	100	.580	3. Demetrius Troy-UNCG	Sr	10	44 4.4
Ruben Guerrero-SAM	Sr	10	58	100	.580	4. Bubba Parham-VMI	So	10	39 3.9
5. Jeromy Rodriguez-ETSU	Jr	10	51	89	.573	Matt Rafferty-FUR	Sr	10	39 3.9
6. Ethan Stair-MER	Jr	10	50	89	.562	6. Alex Hunter-FUR	So	10	38 3.8
7. Isaiah Miller-UNCG	So	10	69	135	.511	7. Marcus Cohen-MER	So	9	34 3.8
8. Ross Cummings-MER	So	10	62	123	.504	8. Cameron Jackson-WOF	Sr	10	33 3.3
9. Lew Stallworth-CIT	Sr	10	78	155	.503	9. David Jean-Baptiste-UTC	So	9	29 3.2
10. Kameron Gibson-WCU	Fr	10	55	112	.491	10. Isaiah Tisdale-ETSU	Jr	10	31 3.1
11. Kevin Easley-UTC	Fr	10	61	126	.484	Garrett Gilkeson-VMI	Jr	10	31 3.1
12. Zane Najdawi-CIT	Sr	10	53	114	.465	Matt Halvorsen-WCU	So	10	31 3.1
13. Josh Sharkey-SAM	Jr	10	61	137	.445	13. Storm Murphy-WOF	So	10	29 2.9
14. Fletcher Magee-WOF	Sr	10	66	155	.426	14. Donovan Toatley-UTC	Fr	9	26 2.9
15. Bubba Parham-VMI	So	10	55	133	.414	15. Kameron Gibson-WCU	Fr	10	27 2.7

2018-19 Southern Conference
INDIVIDUAL BASKETBALL STATISTICS
Through games of Feb 01, 2019 (Conference games only)

FREE THROW PCT					
	Cl	G	FTM	FTA	Pct.
1. Fletcher Magee-WOF	Sr	10	33	35	.943
2. Matt Halvorsen-WCU	So	10	30	34	.882
3. Ross Cummings-MER	So	10	51	58	.879
4. Francis Alonso-UNCG	Sr	10	43	50	.860
5. Onno Steger-WCU	Jr	10	42	49	.857
6. Myron Gordon-SAM	Jr	10	34	41	.829
7. Matt Rafferty-FUR	Sr	10	50	62	.806
8. Jaylen Stowe-MER	Sr	10	30	38	.789
9. Bubba Parham-VMI	So	10	44	56	.786
10. Robert Allen-SAM	Fr	10	25	32	.781
11. Lew Stallworth-CIT	Sr	10	26	34	.765
12. Kevin Easley-UTC	Fr	10	26	35	.743
13. Josh Sharkey-SAM	Jr	10	42	57	.737
14. Donovan Toatley-UTC	Fr	9	26	39	.667
15. Cameron Jackson-WOF	Sr	10	32	52	.615

STEALS				
	Cl	G	No.	Avg/G
1. Matt Rafferty-FUR	Sr	10	37	3.7
2. Josh Sharkey-SAM	Jr	10	31	3.1
3. Isaiah Miller-UNCG	So	10	30	3.0
4. Ethan Stair-MER	Jr	10	22	2.2
5. Cameron Jackson-WOF	Sr	10	16	1.6
6. Garrett Gilkeson-VMI	Jr	10	15	1.5
James Dickey-UNCG	Jr	8	12	1.5
8. Zane Najdawi-CIT	Sr	10	14	1.4
9. David Jean-Baptiste-UTC	So	9	11	1.2
10. Francis Alonso-UNCG	Sr	10	12	1.2
Patrick Good-ETSU	So	10	12	1.2
Tre Clark-FUR	So	10	12	1.2
Matt Frierson-CIT	Sr	10	12	1.2
14. Hayden Brown-CIT	So	8	9	1.1
15. Myles Lewis-VMI	So	10	11	1.1
Brandon Austin-SAM	Jr	10	11	1.1
Demetrius Troy-UNCG	Sr	10	11	1.1
Jaylen Stowe-MER	Sr	10	11	1.1
Mladen Armus-ETSU	So	10	11	1.1
Bo Hodges-ETSU	So	10	11	1.1
Jordan Lyons-FUR	Jr	10	11	1.1

3-POINT FG PCT					
	Cl	G	3FG	FGA	Pct.
1. Jonathan Scott-UTC	Jr	10	16	30	.533
2. Ross Cummings-MER	So	10	39	79	.494
3. Garrett Gilkeson-VMI	Jr	10	17	36	.472
4. Kevin Easley-UTC	Fr	10	23	49	.469
5. Nathan Hoover-WOF	Jr	10	23	53	.434
6. Brandon Austin-SAM	Jr	10	31	72	.431
7. Patrick Good-ETSU	So	10	33	78	.423
8. Kameron Gibson-WCU	Fr	10	26	62	.419
9. Ethan Stair-MER	Jr	10	18	43	.419
Jake Stephens-VMI	Fr	10	18	43	.419
11. David Jean-Baptiste-UTC	So	9	16	39	.410
12. Fletcher Magee-WOF	Sr	10	45	112	.402
13. Onno Steger-WCU	Jr	10	22	59	.373
14. Andrew Brown-FUR	Sr	9	14	38	.368
15. Bubba Parham-VMI	So	10	27	77	.351

3-POINT FG MADE				
	Cl	G	3FG	Avg/G
1. Fletcher Magee-WOF	Sr	10	45	4.5
2. Ross Cummings-MER	So	10	39	3.9
3. Patrick Good-ETSU	So	10	33	3.3
4. Brandon Austin-SAM	Jr	10	31	3.1
Jordan Lyons-FUR	Jr	10	31	3.1
6. Bubba Parham-VMI	So	10	27	2.7
7. Kameron Gibson-WCU	Fr	10	26	2.6
Matt Frierson-CIT	Sr	10	26	2.6
9. Francis Alonso-UNCG	Sr	10	24	2.4
10. Nathan Hoover-WOF	Jr	10	23	2.3
Kevin Easley-UTC	Fr	10	23	2.3
12. Matt Halvorsen-WCU	So	10	22	2.2
Onno Steger-WCU	Jr	10	22	2.2
14. Tray Boyd III-ETSU	Jr	10	21	2.1
15. Jake Stephens-VMI	Fr	10	18	1.8
Ethan Stair-MER	Jr	10	18	1.8

BLOCKED SHOTS				
	Cl	G	No.	Avg/G
1. Ruben Guerrero-SAM	Sr	10	27	2.7
2. James Dickey-UNCG	Jr	8	15	1.9
3. Cameron Jackson-WOF	Sr	10	14	1.4
4. Zane Najdawi-CIT	Sr	10	13	1.3
Mladen Armus-ETSU	So	10	13	1.3
6. Lucas N'Guessan-ETSU		9	11	1.2
7. Ramon Vila-UTC	So	9	10	1.1
8. Clay Mounce-FUR	So	10	10	1.0
Fardaws Aimaq-MER	Fr	8	8	1.0
10. Jake Stephens-VMI	Fr	10	9	0.9
Kyrin Galloway-UNCG	Jr	10	9	0.9
12. Carlos Dotson-WCU	Jr	9	8	0.9
13. Noah Gurley-FUR	Fr	10	8	0.8
Keve Aluma-WOF	So	10	8	0.8
Matt Rafferty-FUR	Sr	10	8	0.8

ASSIST/TURNOVER RATIO					
	Cl	G	Ast.	T/O	Ratio
1. Isaiah Tisdale-ETSU	Jr	10	31	8	3.9
2. Alex Hunter-FUR	So	10	38	12	3.2
3. Demetrius Troy-UNCG	Sr	10	44	19	2.3
4. Cameron Jackson-WOF	Sr	10	33	17	1.9
5. David Jean-Baptiste-UTC	So	9	29	15	1.9
6. Josh Sharkey-SAM	Jr	10	95	53	1.8
7. Matt Rafferty-FUR	Sr	10	39	22	1.8
8. Lew Stallworth-CIT	Sr	10	51	33	1.5
9. Marcus Cohen-MER	So	9	34	24	1.4
10. Matt Halvorsen-WCU	So	10	31	24	1.3
11. Garrett Gilkeson-VMI	Jr	10	31	25	1.2
12. Bubba Parham-VMI	So	10	39	32	1.2

2018-19 Southern Conference
INDIVIDUAL BASKETBALL STATISTICS
Through games of Feb 01, 2019 (Conference games only)

OFFENSIVE REBOUNDS	Cl	G	No.	Avg/G
1. Carlos Dotson-WCU	Jr	9	34	3.8
2. Keve Aluma-WOF	So	10	33	3.3
3. Matt Rafferty-FUR	Sr	10	31	3.1
4. James Dickey-UNCG	Jr	8	24	3.0
5. Jeromy Rodriguez-ETSU	Jr	10	29	2.9
6. Cameron Jackson-WOF	Sr	10	28	2.8
7. Hayden Brown-CIT	So	8	22	2.8
8. Ruben Guerrero-SAM	Sr	10	27	2.7
Eric Hamilton-UNCG	Jr	10	27	2.7
10. Mladen Armus-ETSU	So	10	24	2.4
Clay Mounce-FUR	So	10	24	2.4
12. Zane Najdawi-CIT	Sr	10	23	2.3
13. Fardaws Aimaq-MER	Fr	8	17	2.1
14. Lucas N'Guessan-ETSU		9	19	2.1
15. Chevez Goodwin-WOF	So	10	21	2.1

DEFENSIVE REBOUNDS	Cl	G	No.	Avg/G
1. Jeromy Rodriguez-ETSU	Jr	10	79	7.9
2. Carlos Dotson-WCU	Jr	9	71	7.9
3. Matt Rafferty-FUR	Sr	10	65	6.5
4. Mladen Armus-ETSU	So	10	62	6.2
5. Garrett Gilkeson-VMI	Jr	10	58	5.8
6. Ruben Guerrero-SAM	Sr	10	54	5.4
7. Kevin Easley-UTC	Fr	10	53	5.3
8. Zane Najdawi-CIT	Sr	10	52	5.2
9. Brandon Austin-SAM	Jr	10	50	5.0
James Dickey-UNCG	Jr	8	40	5.0
11. Lew Stallworth-CIT	Sr	10	49	4.9
12. Keve Aluma-WOF	So	10	48	4.8
13. Cameron Jackson-WOF	Sr	10	47	4.7
14. Clay Mounce-FUR	So	10	46	4.6
Robert Allen-SAM	Fr	10	46	4.6

MINUTES PLAYED	Cl	G	No.	Avg/G
1. Matt Halvorsen-WCU	So	10	365	36.5
2. Josh Sharkey-SAM	Jr	10	364	36.4
3. Ethan Stair-MER	Jr	10	363	36.3
4. Ross Cummings-MER	So	10	361	36.1
5. Matt Rafferty-FUR	Sr	10	358	35.8
6. Bubba Parham-VMI	So	10	349	34.9
7. Alex Hunter-FUR	So	10	346	34.6
8. Lew Stallworth-CIT	Sr	10	343	34.3
9. Fletcher Magee-WOF	Sr	10	341	34.1
10. Brandon Austin-SAM	Jr	10	340	34.0

2018-19 Southern Conference
Conference Team Highs
Through games of Feb 01, 2019 (Conference games only)

TEAM HIGHS (highest totals made by)

Points	112	Wofford vs The Citadel (01/03/19)
	107	Wofford vs Samford (01/24/19)
	106	Samford at Wofford (01/24/19)
	105	Western Carolina at Chattanooga (01/31/19)
	101	Furman vs The Citadel (01/05/19)
Margin	32 (89-57)	Furman at VMI (01/10/19)
	31 (112-81)	Wofford vs The Citadel (01/03/19)
	29 (72-43)	Wofford at UNC Greensboro (01/10/19)
	28 (96-68)	Samford vs VMI (12/29/18)
	27 (93-66)	UNC Greensboro vs VMI (01/31/19)
Field goals made	43	Wofford vs The Citadel (01/03/19)
	41	Wofford vs Samford (01/24/19)
	40	ETSU at The Citadel (01/10/19)
	38	Samford at Wofford (01/24/19)
	37	Furman vs The Citadel (01/05/19)
Field goal attempts	80	Western Carolina at Furman (12/01/18)
	79	Furman vs The Citadel (01/05/19)
	79	The Citadel vs Western Carolina (01/12/19)
	75	The Citadel vs ETSU (01/10/19)
	74	The Citadel at Samford (01/17/19)
Field goal percentage	.672 (43-64)	Wofford vs The Citadel (01/03/19)
	.667 (38-57)	Samford at Wofford (01/24/19)
	.610 (36-59)	ETSU vs Chattanooga (01/05/19)
	.600 (30-50)	ETSU vs Furman (12/29/18)
	.581 (36-62)	UNC Greensboro vs VMI (01/31/19)
3-Pt FG made	17	The Citadel at Samford (01/17/19)
	17	Wofford vs Samford (01/24/19)
	15	Wofford vs The Citadel (01/03/19)
	15	Furman at VMI (01/10/19)
	14	The Citadel at Furman (01/05/19)
	14	ETSU at The Citadel (01/10/19)
	14	The Citadel vs ETSU (01/10/19)
	14	Western Carolina at Chattanooga (01/31/19)
3-Pt FG attempts	46	The Citadel at Samford (01/17/19)
	43	The Citadel at Furman (01/05/19)
	43	The Citadel vs Western Carolina (01/12/19)
	40	Furman at The Citadel (01/31/19)
3-Pt percentage	.733 (11-15)	Samford at Wofford (01/24/19)
	.577 (15-26)	Wofford vs The Citadel (01/03/19)
	.560 (14-25)	Western Carolina at Chattanooga (01/31/19)
	.556 (10-18)	Furman at UNC Greensboro (01/12/19)
	.526 (10-19)	Mercer vs VMI (01/24/19)
Free throws made	29	Mercer at UNC Greensboro (01/26/19)
	27	UNC Greensboro at Samford (12/22/18)
	27	Mercer at Samford (01/19/19)
	25	VMI at The Citadel (01/26/19)
	25	Western Carolina at Chattanooga (01/31/19)
Free throw attempts	36	UNC Greensboro at Samford (12/22/18)
	35	Mercer at Samford (01/19/19)
	33	Mercer at UNC Greensboro (01/26/19)
	32	Samford vs UNC Greensboro (12/22/18)
	32	Western Carolina at Chattanooga (01/31/19)
Free throw percentage	.950 (19-20)	Samford at Wofford (01/24/19)

	.941	(16-17)	Furman at VMI (01/10/19)
	.917	(11-12)	ETSU at Mercer (01/12/19)
	.909	(20-22)	UNC Greensboro vs Chattanooga (12/29/18)
	.900	(9-10)	Chattanooga at Furman (01/24/19)
Rebounds	53		Furman vs Western Carolina (12/01/18)
	53		Furman vs The Citadel (01/05/19)
	50		ETSU at The Citadel (01/10/19)
	50		Western Carolina at The Citadel (01/12/19)
	50		ETSU at Mercer (01/12/19)
Assists	24		Wofford vs The Citadel (01/03/19)
	24		ETSU at The Citadel (01/10/19)
	22		ETSU vs Chattanooga (01/05/19)
	22		Wofford vs Samford (01/24/19)
	21		Samford vs VMI (12/29/18)
	21		Furman at VMI (01/10/19)
	21		Samford at Wofford (01/24/19)
Steals	15		The Citadel vs Western Carolina (01/12/19)
	14		UNC Greensboro vs Mercer (01/26/19)
	12		UNC Greensboro at ETSU (01/19/19)
	12		Furman vs Chattanooga (01/24/19)
	12		ETSU at Western Carolina (01/26/19)
Blocked shots	9		UNC Greensboro vs Mercer (01/26/19)
	9		Samford vs ETSU (01/31/19)
	8		Furman vs Western Carolina (12/01/18)
	8		ETSU vs UNC Greensboro (01/19/19)
	7		ETSU at The Citadel (01/10/19)
	7		UNC Greensboro vs Furman (01/12/19)
	7		The Citadel at Samford (01/17/19)
Turnovers	29		Western Carolina at The Citadel (01/12/19)
	24		Mercer at UNC Greensboro (01/26/19)
	22		VMI vs Wofford (01/12/19)
	21		Furman at UNC Greensboro (01/12/19)
	21		Western Carolina vs ETSU (01/26/19)
Fouls	26		Western Carolina at The Citadel (01/12/19)
	26		Chattanooga vs Western Carolina (01/31/19)
	25		UNC Greensboro vs Chattanooga (12/29/18)
	25		Samford vs Mercer (01/19/19)
	25		UNC Greensboro vs Mercer (01/26/19)

2018-19 Southern Conference
Conference Individual Highs
Through games of Feb 01, 2019 (Conference games only)

INDIVIDUAL PLAYER GAME HIGHS

Points	36		Ross Cummings (Mercer) vs Western Carolina (01/10/19)
	35		Patrick Good (ETSU) at Western Carolina (01/26/19)
	33		Bubba Parham (VMI) vs Western Carolina (01/19/19)
	32		Lew Stallworth (The Citadel) vs Western Carolina (01/12/19)
	32		Ross Cummings (Mercer) at Samford (01/19/19)
	32		Marcus Thomas (Western Carolina) at Chattanooga (01/31/19)
Field goals made	12		Carlos Dotson (Western Carolina) at Furman (12/01/18)
	12		Ross Cummings (Mercer) vs Western Carolina (01/10/19)
	12		Lew Stallworth (The Citadel) vs Western Carolina (01/12/19)
	12		Patrick Good (ETSU) at Western Carolina (01/26/19)
	12		Marcus Thomas (Western Carolina) at Chattanooga (01/31/19)
Field goal attempts	26		Jordan Lyons (Furman) vs Western Carolina (12/01/18)
	24		Fletcher Magee (Wofford) vs Samford (01/24/19)
	21		Tray Boyd III (ETSU) vs Samford (01/03/19)
	21		Francis Alonso (UNC Greensboro) at Western Carolina (01/17/19)
	21		Bubba Parham (VMI) vs Western Carolina (01/19/19)
Field goal percentage	.800	(8-10)	Isaiah Miller (UNC Greensboro) at Samford (12/22/18)
	.800	(8-10)	Jeromy Rodriguez (ETSU) vs Furman (12/29/18)
	.800	(8-10)	Ramon Vila (Chattanooga) vs Samford (01/12/19)
	.800	(8-10)	Carlos Dotson (Western Carolina) vs UNC Greensboro (01/17/19)
	.800	(8-10)	Ruben Guerrero (Samford) at Wofford (01/24/19)
3-Pt FG made	11		Patrick Good (ETSU) at Western Carolina (01/26/19)
	8		Matt Frierson (The Citadel) at Samford (01/17/19)
	7		Ross Cummings (Mercer) vs Western Carolina (01/10/19)
	7		Fletcher Magee (Wofford) vs Samford (01/24/19)
	6		Ross Cummings (Mercer) at The Citadel (12/01/18)
	6		Jordan Lyons (Furman) vs Western Carolina (12/01/18)
	6		Bubba Parham (VMI) at Samford (12/29/18)
	6		Fletcher Magee (Wofford) vs The Citadel (01/03/19)
	6		Brandon Austin (Samford) vs The Citadel (01/17/19)
	6		Matt Halvorsen (Western Carolina) at VMI (01/19/19)
	6		Matt Frierson (The Citadel) at UNC Greensboro (01/24/19)
	6		Ross Cummings (Mercer) vs VMI (01/24/19)
	6		Brandon Austin (Samford) at Wofford (01/24/19)
	6		Fletcher Magee (Wofford) vs Chattanooga (01/26/19)
	6		Patrick Good (ETSU) at Samford (01/31/19)
	6		Marcus Thomas (Western Carolina) at Chattanooga (01/31/19)
3-Pt FG attempts	19		Fletcher Magee (Wofford) vs Samford (01/24/19)
	17		Jordan Lyons (Furman) vs Western Carolina (12/01/18)
	17		Patrick Good (ETSU) at Western Carolina (01/26/19)
	15		Matt Frierson (The Citadel) at Samford (01/17/19)
	15		Matt Frierson (The Citadel) at UNC Greensboro (01/24/19)
3-Pt percentage	1.000	(5-5)	Kevin Easley (Chattanooga) at Western Carolina (01/03/19)
	.857	(6-7)	Marcus Thomas (Western Carolina) at Chattanooga (01/31/19)
	.833	(5-6)	Kevion Nolan (Samford) vs VMI (12/29/18)
	.833	(5-6)	Ross Cummings (Mercer) at Chattanooga (01/17/19)
	.833	(5-6)	Angelo Allegri (UNC Greensboro) at ETSU (01/19/19)
	.833	(5-6)	Kameron Gibson (Western Carolina) vs ETSU (01/26/19)
Free throws made	17		Francis Alonso (UNC Greensboro) at Samford (12/22/18)
	14		Onno Steger (Western Carolina) at Chattanooga (01/31/19)
	12		Ross Cummings (Mercer) at Samford (01/19/19)
	11		Bubba Parham (VMI) at The Citadel (01/26/19)
	11		Donovann Toatley (Chattanooga) vs Western Carolina (01/31/19)
Free throw attempts	21		Francis Alonso (UNC Greensboro) at Samford (12/22/18)
	15		Onno Steger (Western Carolina) at Chattanooga (01/31/19)

	12	Ross Cummings (Mercer) at Samford (01/19/19)
	12	Bubba Parham (VMI) at The Citadel (01/26/19)
	12	Donovann Toatley (Chattanooga) vs Western Carolina (01/31/19)
Free throw percentage	1.000 (12-12)	Ross Cummings (Mercer) at Samford (01/19/19)
	1.000 (10-10)	Matt Rafferty (Furman) at UNC Greensboro (01/12/19)
	1.000 (8-8)	Matt Halvorsen (Western Carolina) vs Chattanooga (01/03/19)
	1.000 (8-8)	Ross Cummings (Mercer) at UNC Greensboro (01/26/19)
	.933 (14-15)	Onno Steger (Western Carolina) at Chattanooga (01/31/19)
Rebounds	19	Jeromy Rodriguez (ETSU) vs Samford (01/03/19)
	18	Jeromy Rodriguez (ETSU) at Mercer (01/12/19)
	17	Mladen Armus (ETSU) vs Samford (01/03/19)
	15	Matt Rafferty (Furman) vs Western Carolina (12/01/18)
	15	Carlos Dotson (Western Carolina) vs Samford (01/05/19)
	15	James Dickey (UNC Greensboro) vs The Citadel (01/24/19)
Assists	16	Josh Sharkey (Samford) at Wofford (01/24/19)
	14	Josh Sharkey (Samford) at ETSU (01/03/19)
	12	Josh Sharkey (Samford) at Furman (01/26/19)
	10	Alex Hunter (Furman) vs Western Carolina (12/01/18)
	10	Josh Sharkey (Samford) vs Mercer (01/19/19)
Steals	7	Matt Rafferty (Furman) at VMI (01/10/19)
	6	Josh Sharkey (Samford) vs UNC Greensboro (12/22/18)
	6	Isaiah Miller (UNC Greensboro) vs Chattanooga (12/29/18)
	6	Isaiah Miller (UNC Greensboro) at ETSU (01/19/19)
	6	Matt Rafferty (Furman) vs Chattanooga (01/24/19)
Blocked shots	8	Ruben Guerrero (Samford) vs ETSU (01/31/19)
	4	Matt Rafferty (Furman) vs Western Carolina (12/01/18)
	4	Ruben Guerrero (Samford) vs VMI (12/29/18)
	4	James Dickey (UNC Greensboro) vs Furman (01/12/19)
	4	James Dickey (UNC Greensboro) at ETSU (01/19/19)
	4	Fardaws Aimaq (Mercer) at Samford (01/19/19)
Turnovers	8	Josh Sharkey (Samford) at ETSU (01/03/19)
	8	Josh Sharkey (Samford) at Wofford (01/24/19)
	8	Zane Najdawi (The Citadel) vs Furman (01/31/19)
	8	Josh Sharkey (Samford) vs ETSU (01/31/19)
	7	Kameron Gibson (Western Carolina) vs ETSU (01/26/19)