

2018-2019

Southern Conference Men's Basketball



#SoConHoops

702 North Pine Street, Spartanburg, SC 29303 • 864-591-5100 • Fax: 864-591-3448

Phil Perry, Assistant Commissioner for Media Relations (MBK contact)

facebook.com/SouthernConference • twitter.com/SoConSports • instagram.com/SouthernConference

2018-19 SOUTHERN CONFERENCE BASKETBALL STANDINGS

	Conference					Overall					
	W-L	Pct.	H	A	ST	W-L	Pct.	H	A	N	ST
Wofford	12-0	1.000	6-0	6-0	W12	20-4	.833	12-1	8-3	0-0	W11
UNCG	10-1	.909	6-1	4-0	W7	21-3	.875	12-1	8-2	1-0	W7
ETSU	9-3	.750	4-2	5-1	L1	19-6	.760	10-2	8-4	1-0	L1
Furman	8-4	.667	4-1	4-3	W3	19-5	.792	10-1	9-4	0-0	W3
Chattanooga	6-6	.500	4-2	2-4	W1	11-14	.440	8-3	3-9	0-2	W1
Samford	4-8	.333	3-3	1-5	L1	14-11	.560	10-4	4-7	0-0	L1
Mercer	3-8	.273	2-3	1-5	L3	8-15	.348	7-4	1-10	0-1	L3
Western Carolina	3-9	.250	1-5	2-4	L2	6-19	.240	3-6	3-11	0-2	L2
The Citadel	2-9	.182	2-4	0-5	L2	10-12	.455	7-5	3-7	0-0	L2
VMI	1-10	.091	1-4	0-6	L4	7-16	.304	6-5	1-11	0-0	L4

UPCOMING SCHEDULE (ALL TIMES EASTERN)

Feb. 9 (Saturday)

*Samford at VMI, 1 p.m.	ESPN+
*The Citadel at Mercer, 4 p.m.	ESPN3
*ETSU at Furman, 4 p.m.	Nexstar/ESPN+
*UNCG at Chattanooga, 7 p.m.	ESPN+
*Western Carolina at Wofford, 7 p.m.	ESPN+

Nexstar affiliates for Feb. 9:

WYCW (Greenville/Spartanburg/Asheville)
WJHL (Johnson City)
WWCW (Lynchburg)

Feb. 14 (Thursday)

*The Citadel at ETSU, 7 p.m.	ESPN3
*Mercer at Western Carolina, 7 p.m.	ESPN+
*VMI at Wofford, 7 p.m.	ESPN+
*UNCG at Furman, 7:30 p.m.	ESPN+

Feb. 16 (Saturday)

*The Citadel at Western Carolina, 2 p.m.	ESPN+
*Mercer at ETSU, 4 p.m.	ESPN3
*VMI at Furman, 4:30 p.m.	ESPN3
*Chattanooga at Samford, 5 p.m.	ESPN+
*UNCG at Wofford, 7 p.m.	Nexstar/ESPN+

Nexstar affiliates for Feb. 16:

WYCW (Greenville/Spartanburg/Asheville)
WCBD (Charleston)
WWCW (Lynchburg)

Feb. 21 (Thursday)

*Chattanooga at The Citadel, 7 p.m.	ESPN3
*ETSU at VMI, 7 p.m.	ESPN+
*Samford at Mercer, 7 p.m.	ESPN+
*Western Carolina at UNCG, 7 p.m.	ESPN+

SoCON PLAYER OF THE WEEK (2/5)

Onno Steger, F, Jr. Western Carolina

Steger had a career week in leading the Catamounts to a road split with Chattanooga and Samford. The Upper Arlington, Ohio, native averaged 25.5 points, 9.5 rebounds and 3.5 assists per game and shot 50 percent from 3-point range on the week.

In Western Carolina's 105-96 win at Chattanooga on Thursday, which snapped the Mocs' eight-game winning streak, Steger scored a career-high 30 points, pulled down eight rebounds and had three assists. Steger was 4-for-8 from 3-point range and 14-for-15 from the free-throw line as the Catamounts scored their most points against a Division I opponent in a regulation game since 1996.

Two days later, Steger recorded his first career double-double in a 92-81 loss at Samford, scoring 21 points to go with 11 rebounds, bettering his previous career high by two boards. Steger had four assists and was 5-for-10 from 3-point range on the day.



CONFERENCE NEWS AND NOTES

• Saturday's slate features all 10 Southern Conference teams in action, including No. 8 ETSU visiting No. 24 Furman in a matchup of teams ranked in the Colleg Insider.com Mid-Major Top 25.

• A win Thursday would give ETSU its fourth consecutive 20-win season, while Furman is attempting to make it three straight 20-win campaigns. The SoCon will have three 20-win programs at the end of the night, as Wofford and UNCG have already reached the mark.

• Wofford outlasted ETSU in a SoCon heavyweight battle Thursday, picking up a 78-76 road win in overtime to remain atop the league standings. Fletcher Magee scored a game-high 32 points, including 11 of the Terriers' 14 in the extra frame. Now with 2,276 career points to his credit, he needs just 23 to enter the SoCon's top 10 in that category.

• ETSU's loss on Thursday was its first in overtime under coach Steve Forbes, who had been 7-0 in extras at the helm for the Bucs. ETSU's overtime loss was its first since falling 67-61 to Western Carolina in the quarterfinals of the SoCon tournament on March 7, 2015.

• UNCG senior guard Francis Alonso set the program record for most starts in program history at 119 Thursday in a 75-67 win over Samford. He is the SoCon's active leader in starts and career games played (128) and has started the Spartans' last 86 contests.

• UNCG and Wofford each continued its school-record start Thursday. The Spartans, winners of seven straight, are 21-3 overall on the season and off to their best SoCon start at 10-1. The Terriers are 20-4 on the season, including a perfect 12-0 in SoCon action, and have won 11 straight overall. UNCG has reached 20 wins for a school-record three straight seasons, while Wofford has now done it in two consecutive seasons.

• Furman held Western Carolina to just 31.4 percent from the floor in Thursday's 64-45 road win, a season low for the Catamounts and for a Furman opponent. The Paladins blocked seven shots on the evening and forced a season-high 22 turnovers.

• The Citadel visits Mercer on Saturday in the squads' first meeting since opening league play against each other on Dec. 1. The Bulldogs won that meeting 79-69 in Charleston, South Carolina.

• The SoCon has four teams in the Colleg Insider.com Mid-Major Top 25 and three in the top 10, both of which are the most of any league. Wofford is No. 2 for the second straight week, UNCG is up two spots to No. 3, ETSU is up one to No. 8 and Furman re-entered the poll at No. 24 this week.

• Wofford continues to receive votes in both the Associated Press Top 25 and USA Today Coaches Top 25, while Furman is receiving votes in the coaches' poll.

For additional notes, see page 2

CONFERENCE NEWS AND NOTES

• Chattanooga downed VMI 71-70 on Thursday in a game delayed 45 minutes by a mechanical failure in the lighting system at the Keydets' Cameron Hall. Four Mocs scored in double figures, led by Thomas Smallwood's 16 points off the bench, while VMI's Bubba Parham was right at his seasonal average with a game-high 21 points. Chattanooga improved to 3-0 in league games decided by three points or fewer, while VMI fell to 0-4 in those contests.

• VMI's Parham leads the SoCon in scoring at 20.7 points per game and has scored at least 30 five times this season, needing one more 30-point game to match last season's league leader, Wofford's Fletcher Magee. Magee's six 30-point efforts in 2017-18 were the most in the SoCon since College of Charleston's Andrew Goudelock did it seven times in 2010-11.

• Wofford's Fletcher Magee was named the SoCon player of the month for January on Monday after averaging 21.5 points per game in the Terriers' 8-0 month. The monthly award was the fourth of Magee's career, which trails only Davidson's Stephen Curry, who earned the honor eight times from 2006-09, and UNCG's Kyle Hines, who was recognized five times from 2004-08. Magee is one of just nine players to have earned multiple monthly honors since the award was introduced in 2004-05.

• In league games, Wofford's Magee recently overtook Mercer's Ross Cummings for the SoCon scoring lead at 21.8 points per game. Western Carolina's Carlos Dotson leads the league in rebounding in conference games with 11.2 per contest.

• Magee has hit 452 career 3-pointers, good for third on the NCAA Division I career list. He's five back of second-place J.J. Redick of Duke and 38 ahead of former SoCon record-holder Stephen Curry of Davidson, who is 10th with 414. Magee is third in DI this season with 4.21 3-pointers per game.

Career 3-pointers, NCAA Division I history

504	Travis Bader, Oakland	2010-14
457	J.J. Redick, Duke	2002-06
452	Fletcher Magee, Wofford	2015-pr.
450	David Holston, Chicago State	2005-09
435	Keydren Clark, Saint Peter's	2002-06
434	Damon Lynn, NJIT	2013-17
431	Chris Lofton, Tennessee	2004-08
431	Kevin Foster, Santa Clara	2008-13
416	Akeem Richmond, East Carolina	2010-14
414	Stephen Curry, Davidson	2006-09

• Citadel senior Matt Frierson become the school's career leader in 3-pointers on Jan. 24. With 306 now to his credit, he sits seventh in SoCon history, six back of sixth-place Karl Cochran of Wofford, who hit 312 from 2011-15. Frierson is sixth in Division I this season with

3.91 3-pointers per game.

• Samford junior guard Josh Sharkey is averaging 7.7 assists per game and has 192 total this season, ranking second in NCAA Division I in both categories. In league games, he's averaging 9.5 per contest, hitting double figures in five of the Bulldogs' 12 games so far. He is just 18 assists shy of entering the SoCon's single-season top 10 list.

• UNCG senior guard Francis Alonso has 1,911 career points to his credit. At his current pace of 16.7 points per game, he should reach the 2,000-point milestone in six games.

• Furman senior forward Matt Rafferty has a field-goal percentage of 62.9 percent this season. That mark would tie for 10th in a season in SoCon history.

• Chattanooga forward Kevin Easley is the top-scoring freshman in the league at 14.7 points per game and ranks 11th in the SoCon overall.

• ETSU leads DI in rebounding margin at +12.4 per game and total rebounds at 1,046. Since 1984-85, just one SoCon team has posted a double-digit rebounding margin for a season, when Chattanooga posted a +10.8 differential in 2004-05.

• ETSU redshirt junior forward Jeromy Rodriguez is third in DI with 288 total rebounds and is sixth with 11.5 per game. Rodriguez, who is scoring at a clip of 11.6 points per game, is in position to be the first SoCon player to average a double-double for the season since UNCG's Ben Stywall averaged 14.3 points and 10.4 rebounds per game in 2009-10. Rodriguez is 14th in DI with 13 double-doubles so far this season.

• Furman paces the SoCon this season with 16.3 assists per game, which would tie for ninth in a season in league history.

• With 133 career victories, UNCG coach Wes Miller is five wins shy of entering the SoCon's career top 25. The Spartans have at least eight more contests on the schedule this season. Wofford coach Mike Young is second in SoCon history with 289 wins.

• With 955 career points to his credit, Wofford junior Nathan Hoover is just 45 points from reaching 1,000 for his career. He is vying to join teammates Fletcher Magee (2,276) and Cameron Jackson (1,252) in the 1,000-point club.

• The Citadel also has a pair of active teammates who have surpassed the 1,000-point plateau in Zane Najdawi (1,506) and Matt Frierson (1,076).

SoCon PLAYERS OF THE WEEK

Nov. 13	Josh Sharkey, Jr., G, SAM
Nov. 20	Jordan Lyons, Jr., G, FUR
Nov. 27	Lew Stallworth, Gr., G, CIT
Dec. 4	Lew Stallworth, Gr., G, CIT
Dec. 11	Jeromy Rodriguez, R-Jr., F, ETSU
Dec. 18	Matt Rafferty, Sr., F, FUR
Dec. 24	Francis Alonso, Sr., G, UNCG
Dec. 31	Jeromy Rodriguez, R-Jr., F, ETSU
Jan. 8	Matt Rafferty, Sr., F, FUR
Jan. 15	Ross Cummings, Jr., G, MER
Jan. 22	Kevin Easley, Fr., F, UTC
Jan. 29	Patrick Good, G, R-So., WCU
Feb. 5	Onno Steger, F, Jr., ETSU
Feb. 12	
Feb. 19	
Feb. 26	

SoCon PLAYERS OF THE MONTH

November	Matt Rafferty, Sr., F, FUR
December	Cameron Jackson, Sr., F, WOF
January	Fletcher Magee, Sr., G, WOF
February	

SoCon STUDENT-ATHLETE OF THE WEEK

Jan. 2	Zane Najdawi, Sr., F, CIT
Jan. 9	Mladen Armus, So., F, ETSU

Did you know?

• Western Carolina's 105 points against Chattanooga on Jan. 31 were its most against a Division I opponent since Feb. 21, 2015, when it fell 113-111 in double overtime to VMI. The 105 points were the Catamounts' most in a regulation game against a DI opponent since a 125-104 win over Marshall on Feb. 5, 1996.

• Samford went 11-for-15 from 3-point range in a 107-106 loss at Wofford on Jan. 24, with its 73.3 percent shooting from long range good for the fifth-best single-game mark in SoCon history.

• UNCG coach Wes Miller became the winningest coach in school history earlier this season, as the Spartans' 85-72 win over Chattanooga on Dec. 29 was the 125th of his career.

• Furman's Matt Rafferty and The Citadel's Matt Frierson both reached 1,000 points for their careers on Jan. 3. They joined The Citadel's Zane Najdawi, UNCG's Francis Alonso and Wofford's Cameron Jackson and Fletcher Magee as active SoCon players with 1,000 or more career points.

• Furman's 12-0 start to the season was the best for a SoCon team since Lefty Driesell's 1963-64 Davidson squad opened 15-0 en route to a 22-4 campaign.

• VMI sophomore guard Bubba Parham scored at least 30 points in four straight contests from Nov. 18-27, making him the first SoCon player to accomplish that feat since Davidson's Stephen Curry did so from Nov. 17-24, 2008.

• Furman's Jordan Lyons' 54 points against North Greenville on Nov. 13 were the most scored by an NCAA Division I player since Jodie Meeks of Kentucky scored 54 in 2009.

SoCon COACHING RECORDS

Coach, school	Career (yrs.)	School (yrs.)	SoCon (yrs.)
Duggar Baucom, The Citadel	231-254 (16th)	43-76 (4th)	21-62 (5th)
Steve Forbes, ETSU	251-95 (11th)	95-35 (4th)	51-15 (4th)
Bob Richey, Furman	42-16 (2nd)	Same	21-9 (2nd)
Bob Hoffman, Mercer	517-315 (25th)	206-160 (11th)	43-40 (5th)
Wes Miller, UNCG	133-113 (8th)	Same	78-54 (8th)
Scott Padgett, Samford	71-87 (5th)	Same	28-56 (5th)
Lamont Paris, Chattanooga	21-37 (2nd)	Same	9-21 (2nd)
Dan Earl, VMI	31-82 (4th)	Same	12-53 (4th)
Mark Prosser, Western Carolina	11-42 (2nd)	6-19 (1st)	3-9 (1st)
Mike Young, Wofford	289-243 (17th)	Same	169-124 (17th)

COLLEGEINSIDER.COM MID-MAJOR TOP 25

School (1st-place)	PS	N12	N19	N26	D3	D10	D17	D24	D31	J7	J14	J21	J28	F4
Gonzaga (31)	1	1	1	1	1	1	1	1	1	1	1	1	1	1
Wofford	8	5	9	7	5	7	7	11	8	6	3	3	2	2
UNC Greensboro	20	19	13	5	6	5	5	5	4	3	10	7	5	3
Buffalo	2	2	2	2	2	2	2	2	2	2	2	2	3	4
Belmont	17	10	5	3	4	4	4	4	6	8	6	11	6	5
Hofstra	-	-	-	-	-	-	-	23	22	13	5	5	4	6
Lipscomb	22	22	18	8	7	8	11	9	11	11	8	8	7	7
ETSU	-	-	-	-	-	-	-	-	-	14	8	9	9	8
Murray State	18	16	10	11	12	11	10	10	9	4	4	4	7	9
UC Irvine	24	23	15	17	18	13	13	14	15	12	7	10	11	10
South Dakota State	5	3	7	10	8	10	14	17	17	21	19	18	13	11
San Francisco	-	-	-	21	22	17	12	8	10	7	9	6	10	12
New Mexico State	-	-	-	-	25	25	18	18	14	19	17	16	15	13
Vermont	-	-	-	-	-	-	23	-	-	-	23	14	14	14
Toledo	13	13	-	16	9	6	6	6	3	9	15	15	16	15
Liberty	-	-	-	-	24	24	17	22	20	17	16	12	12	16
Georgia State	12	15	16	20	-	23	-	-	20	18	20	21	17	17
Montana	16	14	19	13	17	19	19	15	13	18	20	22	22	18
Stony Brook	-	-	-	25	14	15	15	16	16	15	14	13	17	19
Texas State	-	-	-	-	-	20	21	21	24	22	17	18	20	20
Yale	25	25	-	-	-	-	-	-	-	24	21	19	21	21
Charleston	-	24	25	24	13	12	9	7	7	10	13	23	23	22
Bowling Green	-	-	-	-	-	-	-	-	-	-	-	-	-	23
Furman	-	20	6	4	3	3	3	3	5	5	12	19	-	24
Princeton	-	-	-	-	-	-	-	-	-	-	-	-	-	25
Northern Kentucky	-	-	24	-	23	-	-	-	-	-	-	-	20	-
Radford	-	-	-	-	16	21	-	-	-	-	-	-	24	-
UC Santa Barbara	-	-	-	-	-	-	-	-	-	-	25	24	25	-
Jacksonville State	-	-	-	-	-	-	-	-	-	-	-	25	-	-
Loyola Marymount	-	-	22	14	11	9	8	12	12	16	21	-	-	-
Kent State	-	-	-	-	-	-	20	19	22	-	-	-	-	-
NJIT	-	-	-	-	-	25	24	25	23	-	-	-	-	-
Ball State	-	-	-	-	-	-	-	-	-	25	-	-	-	-
Louisiana	11	12	23	23	19	16	21	19	18	-	-	-	-	-
Penn	23	18	21	-	20	16	13	23	-	-	-	-	-	-
Drake	-	-	-	-	-	-	-	25	24	-	-	-	-	-
BYU	4	4	3	6	15	14	22	-	-	-	-	-	-	-
San Diego	-	-	-	-	-	22	24	-	-	-	-	-	-	-
Georgia Southern	-	-	17	12	21	18	-	-	-	-	-	-	-	-
Loyola Chicago	3	8	8	9	10	-	-	-	-	-	-	-	-	-
Illinois State	14	17	14	19	20	-	-	-	-	-	-	-	-	-
Saint Mary's	9	7	4	15	-	-	-	-	-	-	-	-	-	-
Bradley	-	-	-	18	-	-	-	-	-	-	-	-	-	-
Harvard	7	11	12	22	-	-	-	-	-	-	-	-	-	-
Northeastern	6	6	11	-	-	-	-	-	-	-	-	-	-	-
Southern Illinois	10	9	20	-	-	-	-	-	-	-	-	-	-	-
Stephen F. Austin	19	21	-	-	-	-	-	-	-	-	-	-	-	-
Rider	15	-	-	-	-	-	-	-	-	-	-	-	-	-
Wright State	21	-	-	-	-	-	-	-	-	-	-	-	-	-

Others receiving votes: Kent State 59, Jacksonville State 55, Northern Kentucky 53, Saint Mary's 48, UCSB 38, Grand Canyon 31, Radford 28, Sam Houston State 26, BYU 24, Northeastern 17, Abilene Christian 15, San Diego 12, UMBC 9, Louisiana 7, Drake 5, Norfolk State 5, Illinois State 4, Central Michigan 2, Georgia Southern 2, Loyola Chicago 2, Austin Peay 1, Campbell 1, Lehigh 1.

NATIONAL/REGIONAL RECOGNITION

Jerry West Shooting Guard of the Year Award

Watch list

Fletcher Magee, Wofford, Sr., G

Lou Henson Award (top DI mid-major player)

Initial watch list

Matt Rafferty, Furman, Sr., F

Francis Alonso, UNCG, Sr., G

James Dickey, UNCG, Jr., F

Cameron Jackson, Wofford, R-Sr., F

Fletcher Magee, Wofford, Sr., G

Midseason watch list

Matt Rafferty, Furman, Sr., F

Francis Alonso, UNCG, Sr., G

Cameron Jackson, Wofford, R-Sr., F

Fletcher Magee, Wofford, Sr., G

Kareem Abdul-Jabbar Award Watch List

James Dickey, UNCG, Jr., F

Senior CLASS Award candidate

Zane Najdawi, The Citadel, Sr., F

Andy Katz National Player of the Week

Jordan Lyons, Furman, Jr., G

Nov. 19, 2018

ALL-AROUND SUCCESS

Furman senior forward Matt Rafferty is the only player in the SoCon to rank in the top 10 in scoring, rebounding, assists, steals and blocked shots – and he's in the top three in four of them. Only three other qualified players in the league appear in the top 10 in even three of those categories, with Cameron Jackson of Wofford appearing in four.

	Pts	Reb	Ast	St	Blk
Matt Rafferty, FUR	5th	3rd	4th	3rd	4th
	16.9	9.1	4.2	2.7	1.2
Cameron Jackson, WOF	t9th	8th	x	t6th	5th
	15.0	7.6	x	1.5	1.1
James Dickey, UNCG	x	7th	x	t6th	2nd
	x	7.6	x	1.5	2.1
Josh Sharkey, SAM	8th	x	1st	1st	x
	16.1	x	7.7	2.8	x

SPECIALTY STATS LEADERS

50-point games	Ovr.	SoCon
Jordan Lyons, FUR	1	0

40-point games	Ovr.	SoCon
Jordan Lyons, FUR	1	0

30-point games	Ovr.	SoCon
Bubba Parham, VMI	5	1
Ross Cummings, MER	3	2
Fletcher Magee, WOF	2	2
Matt Frierson, CIT	1	0
Lew Stallworth, CIT	1	1
Patrick Good, ETSU	1	1
Jordan Lyons, FUR	1	0
Francis Alonso, UNCG	1	1
Kyrin Galloway, UNCG	1	0
Brandon Austin, SAM	1	1
Kameron Gibson, WCU	1	0
Onno Steger, WCU	1	1
Marcus Thomas, WCU	1	1
Nathan Hoover, WOF	1	0

20-point games	Ovr.	SoCon
Fletcher Magee, WOF	13	10
Bubba Parham, VMI	12	5
Lew Stallworth, CIT	10	5
Ross Cummings, MER	9	7
Josh Sharkey, SAM	9	5
Matt Rafferty, FUR	8	5
Jordan Lyons, FUR	7	4
Francis Alonso, UNCG	7	2
Kevin Easley, UTC	7	5
Isaiah Miller, UNCG	6	6
Cameron Jackson, WOF	6	3
Tray Boyd III, ETSU	5	1
Brandon Austin, SAM	5	2
Kameron Gibson, WCU	5	3
Matt Frierson, CIT	4	1
Onno Steger, WCU	4	4
Nathan Hoover, WOF	4	3
Kaiden Rice, CIT	3	0
Myron Gordon, SAM	3	2
Ruben Guerrero, SAM	3	1
Zane Najdawi, CIT	2	1
Alex Reed, CIT	2	1
Patrick Good, ETSU	2	2
Jeremy Rodriguez, ETSU	2	1
Daivien Williamson, ETSU	2	2
Clay Mounce, FUR	2	0
Djordje Dimitrijevic, MER	2	1
Kaleb Hunter, UNCG	2	1
Carlos Dotson, WCU	2	1
Matt Halvorsen, WCU	2	1
Marcus Thomas, WCU	2	2
Mladen Armus, ETSU	1	1
Kyrin Galloway, UNCG	1	0
Demetrius Troy, UNCG	1	1
Kevin Nolan, SAM	1	0
Jerry Johnson Jr., UTC	1	0
Garrett Gilkeson, VMI	1	0
Jake Stephens, VMI	1	0

15-rebound games	Ovr.	SoCon
Jeremy Rodriguez, ETSU	6	3
Matt Rafferty, FUR	2	1
Carlos Dotson, WCU	2	1
Mladen Armus, ETSU	1	1
James Dickey, UNCG	1	1
Ruben Guerrero, SAM	1	0
Thomas Smallwood, UTC	1	0

10-rebound games	Ovr.	SoCon
Jeremy Rodriguez, ETSU	16	6
Matt Rafferty, FUR	12	7
Carlos Dotson, WCU	12	8
Mladen Armus, ETSU	9	4
Zane Najdawi, CIT	6	3
Robert Allen, SAM	6	2
Ruben Guerrero, SAM	6	4
James Dickey, UNCG	5	2
Cameron Jackson, WOF	5	2
Clay Mounce, FUR	4	2
Tyler Creammer, VMI	4	1
Hayden Brown, CIT	3	2
Kevin Easley, UTC	3	2
Keve Aluma, WOF	3	2
Lew Stallworth, CIT	2	0

10-rebound games (cont.)	Ovr.	SoCon
Fardaws Aimaq, MER	2	1
Brandon Austin, SAM	2	1
Garrett Gilkeson, VMI	2	1
Marc Gosselin, WCU	2	1
Chevez Goodwin, WOF	2	1
Kaelon Harris, CIT	1	0
Alex Reed, CIT	1	0
D'Andre Bernard, ETSU	1	0
Octavion Corley, ETSU	1	0
Bo Hodges, ETSU	1	1
Ethan Stair, MER	1	1
Jaylen Stowe, MER	1	0
Eric Hamilton, UNCG	1	1
Josh Sharkey, SAM	1	0
Thomas Smallwood, UTC	1	0
Ramon Vila, UTC	1	1
Onno Steger, WCU	1	1

15-assist games	Ovr.	SoCon
Josh Sharkey, SAM	1	1

10-assist games	Ovr.	SoCon
Josh Sharkey, SAM	7	5
Lew Stallworth, CIT	3	0
Quayson Williams, CIT	1	0
Alex Hunter, FUR	1	1
Donovann Toatley, UTC	1	0
Greg Parham, VMI	1	0

5-block games	Ovr.	SoCon
Zane Najdawi, CIT	1	0
Octavion Corley, ETSU	1	0
Ruben Guerrero, SAM	1	1

Double-doubles	Ovr.	SoCon
Jeremy Rodriguez, ETSU	13	6
Matt Rafferty, FUR	11	6
Carlos Dotson, WCU	10	6
Josh Sharkey, SAM+	8	5
Zane Najdawi, CIT	6	3
Lew Stallworth, CIT^	5	1
Ruben Guerrero, SAM	5	3
Mladen Armus, ETSU	4	3
Cameron Jackson, WOF	4	1
Clay Mounce, FUR	3	2
Robert Allen, SAM	3	2
Hayden Brown, CIT	2	1
James Dickey, UNCG	2	1
Brandon Austin, SAM	2	1
Kevin Easley, UTC	2	2
Tyler Creammer, VMI	2	1
Garrett Gilkeson, VMI	2	1
Alex Hunter, FUR*	1	1
Ethan Stair, MER	1	1
Jaylen Stowe, MER	1	0
Eric Hamilton, UNCG	1	1
Thomas Smallwood, UTC	1	0
Ramon Vila, UTC	1	1
Greg Parham, VMI*	1	0
Marc Gosselin, WCU	1	0
Onno Steger, WCU	1	1
Chevez Goodwin, WOF	1	0
Keve Aluma, WOF	1	1

20/15 games	Ovr.	SoCon
Jeremy Rodriguez, ETSU	2	1
Ruben Guerrero, SAM	1	0

20/10 games	Ovr.	SoCon
Matt Rafferty, FUR	3	1
Josh Sharkey, SAM*	3	2
Jeremy Rodriguez, ETSU	2	1
Ruben Guerrero, SAM	2	0
Zane Najdawi, CIT	1	0
Lew Stallworth, CIT	1	0
Mladen Armus, ETSU	1	1
Clay Mounce, FUR	1	0
Brandon Austin, SAM	1	0
Carlos Dotson, WCU	1	1

^ 3 nonconference dbl-dbls were points/assists
 + 7 were points/assists
 * points/assists

SoCon 3-POINT PROWESS

• Four league players have hit at least 10 3-pointers in a game this season, highlighted by Furman's Jordan Lyons matching the SoCon and NCAA Division I records with 15 against North Greenville on Nov. 13. ETSU's Patrick Good hit a school-record 11 at Western Carolina on Jan. 26. The Citadel's Matt Frierson hit a school-record 10 in a win over Johnson University on Nov. 14 and VMI's Bubba Parham hit a school-record 10 in a loss at No. 10 Kentucky on Nov. 18. The Keydets hit 19 3s in the contest, the most ever against Kentucky and a Rupp Arena record.

• The Citadel has hit 23 3-pointers twice this season, falling one shy of the SoCon record both times. The Bulldogs set their school record with 23 against Mid-Atlantic Christian on Nov. 12 and matched it against High Point on Nov. 27.

• Furman matched its school record with 21 3-pointers against North Greenville on Nov. 13.

• The Citadel is second in NCAA Division I with 12.0 made 3-pointers per game this season. The Bulldogs finished last season averaging 12.1 made 3-pointers per game, which was second in DI. Wofford finished fifth in 3-point percentage at 41.3.

• Wofford's Fletcher Magee is 10th in SoCon history with a career 3-point percentage of 43.0 (see chart on page 5).

• Magee (452, first), UNCG's Francis Alonso (362, fourth) and The Citadel's Frierson (306, seventh) are all in the top 10 in career 3-pointers in SoCon history. For more info, see the chart on the previous page.

• Six SoCon student-athletes have active streaks of at least 10 games with a made 3-pointer, led by Furman's Alex Hunter's current 16-game run. Wofford's Magee (60), UNCG's Alonso (56) and The Citadel's Frierson (52) have all had streaks of 50-plus games end this season.

Consecutive games with a 3-pointer	Player, school	'18-19	'17-18	'16-17	Total
16	Alex Hunter, FUR, So.	x	x	x	16
15	Fletcher Magee, WOF, Sr.	x	x	x	15
10	Kevin Easley, UTC, Fr.	x	x	x	10
10	Andrew Brown, FUR, Sr.	x	x	x	10
10	Austin Vereen, VMI, Sr.*	10	x	x	10
10	Nathan Hoover, WOF, Jr.	x	x	x	10

* has yet to play this season

• Magee, whose 148 3-pointers last season were good for second in SoCon history and fifth in NCAA DI lore, is on pace for 130 this year, which would tie for fifth. Frierson, whose 114 3-pointers last season were good for 10th in a season in SoCon history, is on pace for 117 this year.

Single-season 3-pointers, SoCon history	Player	Year
162	Stephen Curry, Davidson	2007-08
148	Fletcher Magee, Wofford	2017-18
135	Stephen McDowell, Chattanooga	2008-09
131	Andrew Goudelock, Col. of Charleston	2010-11
130	Keith Veney, Marshall	1996-97
130	Stephen Curry, Davidson	2008-09
123	Donald Sims, Appalachian State	2009-10
122	Stephen Curry, Davidson	2006-07
118	Keddrick Mays, Chattanooga	2006-07
114	Matt Frierson, The Citadel	2017-18

Single-season 3-pointers, NCAA history	Player	Year
162	Stephen Curry, Davidson	2007-08
158	Darrin Fitzgerald, Butler	1986-87
155	Akeem Richmond, East Carolina	2013-14
152	Freddie Banks, UNLV	1986-87
148	Fletcher Magee, Wofford	2017-18

SoCON vs. OTHER CONFERENCES

American Athletic (1-1)

11/14 SMU 98, Western Carolina 65
11/24 The Citadel 84, South Florida 81

Atlantic Coast (0-7)

11/6 #22 Clemson 100, The Citadel 80
11/6 #8 North Carolina 78, Wofford 67
11/9 Pittsburgh 94, VMI 55
11/24 NC State 78, Mercer 74
11/27 Wake Forest 71, Western Carolina 64
12/5 #15 Virginia Tech 89, VMI 68
12/5 NC State 100, Western Carolina 67

Atlantic Sun (6-1)

11/6 Samford 91, North Alabama 74
11/12 Samford 74, Kennesaw State 60
11/18 Jacksonville 74, Chattanooga 66
(Mobile, Ala.)
11/23 VMI 87, Stetson 79 (OT)
11/24 Western Carolina 77, Jacksonville 65
12/15 UNCG 53, North Alabama 48
12/21 VMI 89, North Alabama 68

Big 12 (0-3)

11/16 Texas 97, The Citadel 69
11/18 Oklahoma 75, Wofford 64
12/4 #2 Kansas 72, Wofford 47

Big East (1-1)

11/11 Creighton 75, ETSU 69
11/17 Furman 76, No. 8 Villanova 68 (OT)

Big South (12-4)

11/10 Wofford 68, High Point 60
11/13 Furman 88, Gardner-Webb 86 (OT)
11/14 VMI 78, USC Upstate 72
11/17 ETSU 76, Winthrop 74
11/25 Furman 65, UNC Asheville 51
11/27 The Citadel 112, High Point 87
12/1 Longwood 65, VMI 45
12/8 Western Carolina 71, UNC Asheville 59
12/8 #25 Furman 74, USC Upstate 60
12/11 #23 Furman 77, Charleston Southern 69
12/12 Presbyterian 103, VMI 70
12/15 High Point 86, Western Carolina 59
12/15 Wofford 92, UNC Asheville 49
12/18 The Citadel 82, Campbell 76
12/18 UNCG 65, Radford 58
12/29 Longwood 110, The Citadel 94

Big Ten (0-4)

11/20 #23 Ohio State 68, Samford 50
11/23 #8 Michigan 83, Chattanooga 55
12/15 Illinois 73, ETSU 55
12/18 #23 Iowa 78, Western Carolina 60

Colonial (7-1)

11/10 Coll. of Charleston 77, Western Carolina 74
11/13 UNCG 82, UNCW 61
11/20 The Citadel 91, James Madison 82 (OT)
11/23 UNCG 84, Delaware 65
12/4 #25 Furman 98, Elon 77
12/7 UNCG 75, Elon 74
12/15 #23 Furman 93, UNCW 50
12/21 Mercer 77, UNCW 73

Conference USA (2-3)

11/6 Chattanooga 80, Charlotte 69
11/6 UAB 75, Mercer 67
11/21 Southern Miss 68, Western Carolina 63
(Cancun, Mexico)
11/24 UNCG 80, Louisiana Tech 73
(Newark, Del.)
12/5 Florida Atlantic 68, Mercer 64

Horizon (1-1)

11/7 Wright State 96, Western Carolina 73
11/18 Samford 73, Cleveland State 60

Ivy (0-1)

12/29 Harvard 71, Mercer 67
(Atlanta, Ga.)

Mid-American (0-1)

12/21 Bowling Green 73, Western Carolina 52

Mid-Eastern Athletic (6-0)

11/6 UNCG 74, North Carolina A&T 66
11/20 Mercer 80, Maryland Eastern Shore 42
11/21 Wofford 98, Coppin State 65
11/25 Samford 77, South Carolina State 60
12/12 UNCG 77, Coppin State 54
12/22 ETSU 89, Norfolk State 61
(El Paso, Texas)

Missouri Valley (1-0)

11/9 Furman 60, Loyola Chicago 58

Mountain West (1-0)

12/21 ETSU 76, Wyoming 53
(El Paso, Texas)

Non-Division I (23-0)

11/6 Furman 102, Bob Jones 48
11/6 VMI 89, Washington College 56
11/8 ETSU 109, Hiwassee 44
11/9 Mercer 105, Piedmont 52
11/11 VMI 98, Goucher 34
11/12 The Citadel 148, Mid-Atlantic Christian 75
11/13 Chattanooga 92, Cumberland 61
11/13 Wofford 95, Carver 34
11/14 The Citadel 137, Johnson 60
11/14 Samford 66, Miles College 57
11/15 Furman 107, North Greenville 67
11/16 UNCG 105, Johnson & Wales 57
11/17 Western Carolina 94, Hiwassee 55
11/20 VMI 106, Kentucky Christian 80
11/21 Furman 74, Southern Wesleyan 57
11/23 Wofford 97, Mars Hill 46
11/27 Mercer 90, Brewton-Parker 65
11/27 UNCG 111, Greensboro College 33
11/27 Chattanooga 95, Hiwassee 62
12/3 ETSU 107, Reinhardt 60
12/5 The Citadel 127, Johnson & Wales 93
12/6 Wofford 112, Kentucky Christian 58
12/21 Chattanooga 79, Bryan 45

Ohio Valley (6-5)

11/9 Samford 92, Jacksonville State 72
11/10 Eastern Kentucky 81, Chattanooga 78
11/16 Mercer 77, UT Martin 60
11/17 Southeast Missouri 63, Chattanooga 42
(Mobile, Ala.)
11/20 Jacksonville State 84, Western Carolina 53
(Cancun, Mexico)
11/29 Belmont 99, Samford 93 (OT)
12/1 Chattanooga 71, Tennessee Tech 60
12/8 ETSU 80, UT Martin 62
12/13 Samford 77, Morehead State 72 (OT)
12/15 The Citadel 86, Southeast Missouri 74
12/18 UT Martin 75, Chattanooga 72

Pac-12 (0-0)

11/16 Wofford at Stanford, canc.

Patriot (0-1)

11/27 American 74, VMI 64

American Athletic.....	1-1
Atlantic Coast.....	0-7
Atlantic Sun	6-1
Big 12	0-3
Big East.....	1-1
Big South	12-4
Big Ten	0-4
Colonial	7-1
Conference USA	2-3
Horizon.....	1-1
Independent	0-0
Ivy.....	0-1
Mid-American	0-1
Mid-Eastern Athletic.....	6-0
Missouri Valley	1-0
Mountain West	1-0
Non-Division I	23-0
Ohio Valley	6-5
Pac-12	0-0
Patriot	0-1
Southeastern.....	1-8
Southland.....	2-0
Southwestern Athletic.....	2-0
Summit.....	2-0
Sun Belt.....	2-5
Western Athletic	1-0

Total	77-47
Home	52-7
Away.....	22-35
Neutral.....	3-5
vs. Top 25	1-12

Southeastern (1-8)

11/9 #23 LSU 97, UNCG 91
11/18 #10 Kentucky 92, VMI 82
11/26 Wofford 81, South Carolina 61
12/1 #9 Kentucky 78, UNCG 61
12/16 Ole Miss 90, Chattanooga 70
12/18 Florida 71, Mercer 63
12/19 #3 Tennessee 83, Samford 70
12/19 #17 Mississippi State 98, Wofford 87
12/21 LSU 75, #24 Furman 57

Southland (2-0)

11/20 ETSU 77, Sam Houston State 63
12/17 Samford 85, Houston Baptist 61

Southwestern Athletic (2-0)

11/19 UNCG 74, Prairie View A&M 66
12/9 Samford 77, Alabama A&M 59

Summit (2-0)

11/23 Samford 74, Purdue Fort Wayne 66
11/24 ETSU 79, North Dakota State 61

Sun Belt (2-5)

11/6 Georgia State 74, ETSU 68
11/13 Georgia State 62, Mercer 60
11/16 South Alabama 73, Chattanooga 54
11/27 ETSU 69, Georgia Southern 64
12/8 Georgia Southern 89, Mercer 74
12/9 Wofford 82, Coastal Carolina 71
12/12 Georgia State 95, Chattanooga 88

Western Athletic (1-0)

11/19 ETSU 86, Chicago State 61

Home teams underlined All times Eastern

2018-19 SoCon BASKETBALL SCHEDULES (ALL TIMES EASTERN)



The Citadel (10-12, 2-9 SoCon)

N6	at No. 22 Clemson (ACC Network Extra)	L, 80-100
N12	MID-ATLANTIC CHRISTIAN# (ESPN+)	W, 148-75
N14	JOHNSON UNIVERSITY# (ESPN3)	W, 137-60
N16	at Texas# (Longhorn Network)	L, 69-97
N20	at James Madison (Madison)	W, 91-82 (OT)
N24	at South Florida (ESPN3)	W, 84-81
N27	HIGH POINT (ESPN+)	W, 112-87
D1	*MERCER (ESPN+)	W, 79-69
D5	JOHNSON & WALES (ESPN3)	W, 127-93
D15	SOUTHEAST MISSOURI (ESPN+)	W, 86-74
D18	at Campbell (ESPN+)	W, 82-76
D29	LONGWOOD (ESPN3)	L, 94-110
J3	*at Wofford (ESPN+)	L, 81-112
J5	*at Furman (ESPN3)	L, 85-101
J10	*ETSU (ESPN+)	L, 73-98
J12	*WESTERN CAROLINA (Nexstar/ESPN+)	L, 82-94
J17	*at Samford (ESPN+)	L, 77-80
J19	*at Chattanooga (ESPN3)	L, 71-73
J24	*at UNCG (ESPN+)	L, 60-83
J26	*VMI (ESPN+)	W, 84-82
J31	*FURMAN (ESPN+)	L, 61-71
F2	*WOFFORD (Nexstar/ESPN3)	L, 61-99
F9	*at Mercer (ESPN3)	4 p.m.
F14	*at ETSU (ESPN3)	7 p.m.
F16	*at Western Carolina (ESPN+)	2 p.m.
F21	*CHATTANOOGA (ESPN3)	7 p.m.
F23	*SAMFORD (Nexstar/ESPN3)	1 p.m.
F28	*UNCG (ESPN+)	7 p.m.
M2	*at VMI (Nexstar/ESPN+)	1 p.m.
M8-11	at SoCon Championship (Asheville, N.C.)	

* - Southern Conference game
- Continental Tire Las Vegas Invitational (campus sites)



ETSU (19-6, 9-3 SoCon)

N6	at Georgia State# (ESPN+)	L, 68-74
N8	HIWASSEE (ESPN+)	W, 109-44
N11	at Creighton# (FS1)	L, 69-75
N17	at Winthrop (ESPN+)	W, 76-74
N19	CHICAGO STATE# (ESPN+)	W, 86-61
N20	SAM HOUSTON STATE# (ESPN3)	W, 77-63
N24	NORTH DAKOTA STATE (ESPN+)	W, 79-61
N27	at Georgia Southern (ESPN+)	W, 69-64
D1	*at Wofford (ESPN+)	L, 62-79
D3	REINHARDT (ESPN3)	W, 107-60
D8	UT MARTIN (ESPN+)	W, 80-62
D15	at Illinois (Big Ten Network Plus)	L, 55-73
D21	vs. Wyoming%	W, 76-53
D22	vs. Norfolk State%	W, 89-61
D29	*FURMAN (ESPN+)	W, 79-56
J3	*SAMFORD (ESPN3)	W, 81-72 (OT)
J5	*CHATTANOOGA (ESPN+)	W, 96-70
J10	*at The Citadel (ESPN+)	W, 98-73
J12	*at Mercer (ESPN3)	W, 72-68 (OT)
J17	*VMI (ESPN+)	W, 85-82
J19	*UNCG (ESPN3)	L, 68-75
J26	*at Western Carolina (ESPN3)	W, 91-69
J31	*at Samford (ESPN3)	W, 74-66
F2	*at Chattanooga (ESPN3)	W, 77-64
F7	*WOFFORD (ESPN+)	L, 76-78 (OT)
F9	*at Furman (Nexstar/ESPN+)	4 p.m.
F14	*THE CITADEL (ESPN3)	7 p.m.
F16	*MERCER (ESPN3)	4 p.m.
F21	*at VMI (ESPN+)	7 p.m.
F24	*at UNC (ESPN+)	3 p.m.
M2	*WESTERN CAROLINA (ESPN+)	4 p.m.
M8-11	at SoCon Championship (Asheville, N.C.)	

* - Southern Conference game
- Cayman Islands Classic (campus sites)
% - WestStar Bank Don Haskins Sun Bowl Inv. (El Paso, Texas)



Furman (19-5, 8-4 SoCon)

N6	BOB JONES (ESPN+)	W, 102-48
N9	at Loyola Chicago (NBCSC/ESPN3)	W, 60-58
N13	GARDNER-WEBB (ESPN+)	W, 88-86 (OT)
N15	NORTH GREENVILLE# (ESPN3)	W, 107-67
N17	at No. 8 Villanova# (FS2)	W, 76-68 (OT)
N21	SOUTHERN WESLEYAN# (ESPN3)	W, 74-57
N25	at UNC Asheville (ESPN+)	W, 65-51
D1	*WESTERN CAROLINA (ESPN+)	W, 90-88 (2OT)
D4	at Elon (Phoenix All-Access)	W, 98-77
D8	at USC Upstate (ESPN+)	W, 74-60
D11	CHARLESTON SOUTHERN (ESPN3)	W, 77-69
D15	UNCW (ESPN+)	W, 93-50
D21	at LSU (SEC Network+)	L, 57-75
D29	*at ETSU (ESPN+)	L, 56-79
J3	*MERCER (ESPN+)	W, 71-58
J5	*THE CITADEL (ESPN3)	W, 101-85
J10	*at VMI (ESPN3)	W, 89-57
J12	*at UNCG (ESPN3)	L, 79-89
J19	*at Wofford (Nexstar/ESPN3)	L, 54-59
J24	*CHATTANOOGA (ESPN+)	W, 73-58
J26	*SAMFORD (ESPN3)	L, 73-75
J31	*at The Citadel (ESPN+)	W, 71-61
F2	*at Mercer (ESPN+)	W, 74-63
F7	*at Western Carolina (ESPN3)	W, 64-45
F9	*ETSU (Nexstar/ESPN+)	4 p.m.
F14	*UNCG (ESPN+)	7:30 p.m.
F16	*VMI (ESPN3)	4:30 p.m.
F23	*WOFFORD (ESPN3)	4 p.m.
F28	*at Samford (ESPN+)	7:30 p.m.
M2	*at Chattanooga (ESPN+)	2 p.m.
M8-11	at SoCon Championship (Asheville, N.C.)	

* - Southern Conference game
- Advocare Invitational (campus sites)



Mercer (8-15, 3-8 SoCon)

N6	at UAB	L, 67-75
N9	PIEDMONT (ESPN3)	W, 105-52
N13	at Georgia State (ESPN+)	L, 60-62
N16	UT MARTIN# (ESPN3)	W, 77-60
N20	MARYLAND EASTERN SHORE# (ESPN+)	W, 80-42
N24	at NC State# (ACC Network Extra)	L, 74-78
N27	BREWTON-PARKER (ESPN3)	W, 90-65
D1	*at The Citadel (ESPN+)	L, 69-79
D5	at Florida Atlantic (CUSA.TV)	L, 64-68
D8	GEORGIA SOUTHERN (ESPN3)	L, 74-89
D18	at Florida (SEC Network)	L, 63-71
D21	UNCW (ESPN+)	W, 77-73
D29	vs. Harvard^	L, 67-71
J3	*at Furman (ESPN+)	L, 58-71
J5	*at Wofford (Nexstar/ESPN3)	L, 74-78
J10	*WESTERN CAROLINA (ESPN+)	W, 84-80
J12	*ETSU (ESPN3)	L, 68-72 (OT)
J17	*at Chattanooga (ESPN3)	L, 70-73
J19	*at Samford (ESPN3)	W, 93-87
J24	*VMI (ESPN+)	W, 88-68
J26	*at UNCG (ESPN+)	W, 81-88
J31	*WOFFORD (ESPN+)	L, 67-76
F2	*FURMAN (ESPN+)	L, 63-74
F9	*THE CITADEL (ESPN3)	4 p.m.
F14	*at Western Carolina (ESPN+)	7 p.m.
F16	*at ETSU (ESPN3)	4 p.m.
F21	*SAMFORD (ESPN+)	7 p.m.
F23	*CHATTANOOGA (ESPN3)	4 p.m.
F28	*at VMI (ESPN3)	7 p.m.
M2	*UNCG (ESPN+)	4:30 p.m.
M8-11	at SoCon Championship (Asheville, N.C.)	

* - Southern Conference game
- Wolfpack Classic (campus sites)
^ - Atlanta, Ga.



UNC Greensboro (21-3, 10-1 SoCon)

N6	at North Carolina A&T	W, 74-66
N9	at No. 23 LSU (SEC Network+)	L, 91-97
N13	at UNCW	W, 82-61
N16	JOHNSON & WALES# (SDN/Roku)	W, 105-57
N19	PRAIRIE VIEW A&M (ESPN+)	W, 74-66
N23	at Delaware# (YouTube)	W, 84-65
N24	vs. Louisiana Tech^	W, 80-73
N27	GREENSBORO COLLEGE# (SDN/Roku)	W, 111-33
D1	at No. 10 Kentucky (ESPN2)	L, 61-78
D7	at Elon (Phoenix All-Access)	W, 75-74
D12	COPPIN STATE (ESPN3)	W, 77-54
D15	NORTH ALABAMA& (ESPN+)	W, 53-48
D18	RADFORD (ESPN+)	W, 65-58
D22	*at Samford (ESPN+)	W, 83-75
D29	*CHATTANOOGA (ESPN+)	W, 85-72
J5	*at VMI (ESPN+)	W, 71-68
J10	*WOFFORD (ESPN3)	L, 43-72
J12	*FURMAN (ESPN3)	W, 89-79
J17	*at Western Carolina (ESPN+)	W, 69-60
J19	*at ETSU (ESPN3)	W, 75-68
J24	*THE CITADEL (ESPN+)	W, 83-60
J26	*MERCER (ESPN+)	W, 88-81
J31	*VMI (ESPN3)	W, 93-66
F7	*SAMFORD (ESPN+)	W, 75-67
F9	*at Chattanooga (ESPN+)	7 p.m.
F14	*at Furman (ESPN+)	7:30 p.m.
F16	*at Wofford (Nexstar/ESPN+)	7 p.m.
F21	*WESTERN CAROLINA (ESPN+)	7 p.m.
F24	*ETSU (ESPN+)	3 p.m.
F28	*at The Citadel (ESPN+)	7 p.m.
M2	*at Mercer (ESPN+)	4:30 p.m.
M8-11	at SoCon Championship (Asheville, N.C.)	

* - Southern Conference game
- Delaware Invitational (campus sites)
^ - Delaware Invitational (Newark, Del.)
& - Fleming Gymnasium




Samford (14-11, 4-8 SoCon)

N6	NORTH ALABAMA (ESPN3)	W, 91-74
N9	JACKSONVILLE STATE (ESPN3)	W, 92-72
N12	KENNESAW STATE (ESPN+)	W, 74-60
N14	MILES COLLEGE (ESPN3)	W, 66-57
N18	at Cleveland State# (ESPN+)	W, 73-60
N20	at No. 23 Ohio State# (BigTen2Go)	L, 50-68
N23	at Purdue Fort Wayne# (Mastodon All-Access)	W, 74-66
N25	SOUTH CAROLINA STATE# (ESPN+)	W, 77-60
N29	BELMONT (ESPN+)	L, 93-99 (OT)
D9	at Alabama A&M	W, 77-59
D13	MOREHEAD STATE (ESPN+)	W, 77-72 (OT)
D17	HOUSTON BAPTIST (ESPN+)	W, 85-61
D19	at No. 3 Tennessee (SEC Network+)	L, 70-83
D22	*UNCG (ESPN+)	L, 75-83
D29	*VMI (ESPN3)	W, 96-68
J3	*at ETSU (ESPN3)	L, 72-81 (OT)
J5	*at Western Carolina (ESPN+)	L, 69-76
J12	*at Chattanooga (ESPN3)	L, 75-80
J17	*THE CITADEL (ESPN+)	W, 80-77
J19	*MERCER (ESPN3)	L, 87-93
J24	*at Wofford (ESPN+)	L, 106-107 (OT)
J26	*at Furman (ESPN3)	W, 75-73
J31	*ETSU (ESPN3)	L, 66-74
F2	*WESTERN CAROLINA (ESPN3)	W, 92-81
F7	*at UNCG (ESPN+)	L, 67-75
F9	*at VMI (ESPN+)	1 p.m.
F16	*CHATTANOOGA (ESPN+)	5 p.m.
F21	*at Mercer (ESPN+)	7 p.m.
F23	*at The Citadel (Nexstar/ESPN3)	1 p.m.
F28	*FURMAN (ESPN+)	7:30 p.m.
M2	*WOFFORD (ESPN3)	2 p.m.
M8-11	at SoCon Championship (Asheville, N.C.)	

* - Southern Conference game
- Buckeye Basketball Classic (campus sites)

2018-19 SoCon BASKETBALL SCHEDULES (ALL TIMES EASTERN)




Chattanooga

(11-14, 6-6 SoCon)

N6	at Charlotte (CUSA-TV)	W, 80-69
N10	EASTERN KENTUCKY	L, 78-81
N13	CUMBERLAND# (ESPN+)	W, 92-61
N16	at South Alabama# (ESPN+)	L, 54-73
N17	vs. Southeast Missouri^	L, 42-63
N18	vs. Jacksonville^	L, 66-74
N23	at No. 8 Michigan (Big Ten Network)	L, 55-83
N27	HIWASSEE (ESPN3)	W, 95-62
D1	TENNESSEE TECH (ESPN+)	W, 71-60
D9	*VMI (ESPN+)	W, 83-65
D12	at Georgia State (ESPN+)	L, 88-95
D16	at Ole Miss (SEC Network)	L, 70-90
D18	at UT Martin (ESPN+)	L, 72-75
D21	BRYAN (ESPN+)	W, 79-45
D29	*at UNCG (ESPN+)	L, 72-85
J3	*at Western Carolina (ESPN3)	W, 73-62
J5	*at ETSU (ESPN+)	L, 70-96
J12	*SAMFORD (ESPN3)	W, 80-75
J17	*MERCER (ESPN3)	W, 73-70
J19	*THE CITADEL (ESPN3)	W, 73-71
J24	*at Furman (ESPN+)	L, 58-73
J26	*at Wofford (Nexstar/ESPN+)	L, 69-80
J31	*WESTERN CAROLINA (ESPN+)	L, 96-105
F2	*ETSU (ESPN3)	L, 64-77
F7	*at VMI (ESPN3)	W, 71-70
F9	*UNCG (ESPN+)	7 p.m.
F16	*at Samford (ESPN+)	5 p.m.
F21	*at The Citadel (ESPN3)	7 p.m.
F23	*at Mercer (ESPN3)	4 p.m.
F28	*WOFFORD (ESPN+)	7 p.m.
M2	*FURMAN (ESPN+)	2 p.m.
M8-11	at SoCon Championship (Asheville, N.C.)	

* - Southern Conference game
- Goldie and Herman Ungar Classic (campus sites)
^ - Goldie and Herman Ungar Classic (Mobile, Ala.)




VMI

(7-16, 1-10 SoCon)

N6	WASHINGTON COLLEGE (SDN/Roku)	W, 89-56
N9	at Pittsburgh (ACC Network Extra)	L, 55-94
N11	GOUCHER# (SDN/Roku)	W, 98-34
N14	USC UPSTATE (ESPN+)	W, 78-72
N18	at No. 10 Kentucky# (SEC Network)	L, 82-92
N20	KENTUCKY CHRISTIAN# (ESPN3)	W, 106-80
N23	at Stetson (ESPN+)	W, 87-79 (OT)
N27	AMERICAN (ESPN3)	L, 64-74
D1	at Longwood (ESPN+)	L, 45-65
D5	at No. 15 Virginia Tech (ACC Network Extra)	L, 68-89
D9	*at Chattanooga (ESPN+)	L, 65-83
D12	at Presbyterian (ESPN+)	L, 70-103
D21	NORTH ALABAMA (ESPN+)	W, 89-68
D29	*at Samford (ESPN3)	L, 68-96
J5	*UNCG (ESPN+)	L, 68-71
J10	*FURMAN (ESPN3)	L, 57-89
J12	*WOFFORD (ESPN+)	L, 76-90
J17	*at ETSU (ESPN+)	L, 82-85
J19	*WESTERN CAROLINA (Nexstar/ESPN+)	W, 91-83
J24	*at Mercer (ESPN+)	L, 68-88
J26	*at The Citadel (ESPN+)	L, 82-84
J31	*at UNC (ESPN3)	L, 66-93
F7	*CHATTANOOGA (ESPN3)	L, 70-71
F9	*SAMFORD (ESPN+)	1 p.m.
F14	*at Wofford (ESPN+)	7 p.m.
F16	*at Furman (ESPN3)	4:30 p.m.
F21	*ETSU (ESPN+)	7 p.m.
F23	*at Western Carolina (ESPN3)	7:30 p.m.
F28	*MERCER (ESPN3)	7 p.m.
M2	*THE CITADEL (Nexstar/ESPN+)	1 p.m.
M8-11	at SoCon Championship (Asheville, N.C.)	

* - Southern Conference game
- Ohio Valley Hardwood Showcase (campus sites)




Western Carolina

(6-19, 3-9 SoCon)

N7	at Wright State# (ESPN+)	L, 73-96
N10	COLLEGE OF CHARLESTON (ESPN3)	L, 74-77
N14	at SMU# (PonyUp TV)	L, 65-98
N17	HIWASSEE	W, 94-55
N20	vs. Jacksonville State^ (CBS Digital)	L, 53-84
N21	vs. Southern Miss^ (CBS Digital)	L, 63-68
N24	JACKSONVILLE	W, 77-65
N27	at Wake Forest (ACC Network Extra)	L, 64-71
D1	*at Furman (ESPN+)	L, 88-90 (2OT)
D5	at NC State (ACC Network Extra)	L, 67-100
D8	at UNC Asheville (ESPN+)	W, 71-59
D15	at High Point (ESPN+)	L, 59-86
D18	at No. 23 Iowa (Big Ten Network)	L, 60-78
D21	at Bowling Green (WBGUTV)	L, 52-73
D29	*WOFFORD (ESPN+)	L, 54-74
J3	*CHATTANOOGA (ESPN3)	L, 62-73
J5	*SAMFORD (ESPN+)	W, 76-69
J10	*at Mercer (ESPN+)	L, 80-84
J12	*at The Citadel (Nexstar/ESPN+)	W, 94-82
J17	*UNCG (ESPN+)	L, 60-69
J19	*at VMI (Nexstar/ESPN+)	L, 83-91
J26	*ETSU (ESPN3)	L, 69-91
J31	*at Chattanooga (ESPN+)	W, 105-96
F2	*at Samford (ESPN3)	L, 81-92
F7	*FURMAN (ESPN3)	L, 45-64
F9	*at Wofford (ESPN+)	7 p.m.
F14	*MERCER (ESPN+)	7 p.m.
F16	*THE CITADEL (ESPN+)	2 p.m.
F21	*at UNCG (ESPN+)	7 p.m.
F23	*VMI (ESPN3)	7:30 p.m.
M2	*at ETSU (ESPN+)	4 p.m.
M8-11	at SoCon Championship (Asheville, N.C.)	

* - Southern Conference game
- Cancun Challenge (campus sites)
^ - Cancun Challenge (Cancun, Mexico)



Wofford

(20-4, 12-0 SoCon)

N6	No. 8 NORTH CAROLINA (ESPN2)	L, 67-78
N10	at High Point (ESPN+)	W, 68-60
N13	CARVER (SDN/Roku)	W, 95-34
N16	at Stanford# (Pac-12 Networks)	canc.
N18	at Oklahoma# (Fox Sports Oklahoma)	L, 64-75
N21	COPPIN STATE# (ESPN3)	W, 98-65
N23	MARS HILL# (SDN/Roku)	W, 97-46
N26	at South Carolina (SEC Network+)	W, 81-61
D1	*ETSU (ESPN+)	W, 79-62
D4	at No. 2 Kansas (ESPN+)	L, 47-72
D6	KENTUCKY CHRISTIAN (SDN/Roku)	W, 112-58
D9	COASTAL CAROLINA (ESPN+)	W, 82-71
D15	UNC ASHEVILLE (ESPN+)	W, 92-49
D19	at No. 17 Mississippi State (SEC Network+)	L, 87-98
D29	*at Western Carolina (ESPN+)	W, 74-54
J3	*THE CITADEL (ESPN+)	W, 112-81
J5	*MERCER (Nexstar/ESPN3)	W, 78-74
J10	*at UNCG (ESPN3)	W, 72-43
J12	*at VMI (ESPN+)	W, 90-76
J19	*FURMAN (Nexstar/ESPN3)	W, 59-54
J24	*SAMFORD (ESPN+)	W, 107-106 (OT)
J26	*CHATTANOOGA (Nexstar/ESPN+)	W, 80-69
J31	*at Mercer (ESPN+)	W, 76-67
F2	*at The Citadel (Nexstar/ESPN3)	W, 99-61
F7	*at ETSU (ESPN+)	W, 78-76 (OT)
F9	*WESTERN CAROLINA (ESPN+)	7 p.m.
F14	*VMI (ESPN+)	7 p.m.
F16	*UNCG (Nexstar/ESPN+)	7 p.m.
F23	*at Furman (ESPN3)	4 p.m.
F28	*at Chattanooga (ESPN+)	7 p.m.
M2	*at Samford (ESPN3)	2 p.m.
M8-11	at SoCon Championship (Asheville, N.C.)	

* - Southern Conference game
- Bad Boy Mowers Battle 4 Atlantis (campus sites)

Southern Conference men's basketball media relations information

The Citadel (CitadelSports.com) Milledge Austin (maustin7@citadel.edu) Office: 843-953-6567	Chattanooga (GoMocs.com) Jim Horten (james-horten@utc.edu) Office: 423-425-2350
ETSU (ETSUBucs.com) Kevin Brown (brownk@etsu.edu) Office: 423-439-5263	VMI (VMIKeydets.com) Wade Branner (brannerwh@vmi.edu) Office: 540-464-7515
Furman (FurmanPaladins.com) Jordan Caskey (jordan.caskey@furman.edu) Office: 864-294-3065	Western Carolina (CatamountSports.com) Steven Grandy (sgrandy@email.wcu.edu) Office: 828-227-2655
Mercer (MercerBears.com) Will Tharp (tharp_wb@mercer.edu) Office: 478-301-5218	Wofford (WoffordTerriers.com) Phil Marcello (marcellopr@wofford.edu) Office: 864-597-4092
UNC Greensboro (UNCGSpartans.com) Stephen Czarda (s_czarda@uncg.edu) Office: 336-334-5615	Southern Conference (SoConSports.com) Phil Perry (pperry@socon.org) Office: 864-591-5100 // Cell: 864-525-5174
Samford (SamfordSports.com) Joey Mullins (jimmulli1@samford.edu) Office: 205-726-2799	

2018-19 Southern Conference
CONFERENCE BASKETBALL STATISTICS
Through games of Feb 08, 2019 (All games)

SCORING OFFENSE	G	W-L	Pts	Avg/G
1. The Citadel	22	10-12	1924	87.5
2. Wofford	24	20-4	1994	83.1
3. ETSU	25	19-6	1999	80.0
4. UNC Greensboro	24	21-3	1886	78.6
5. Samford	25	14-11	1959	78.4
6. Furman	24	19-5	1866	77.8
7. VMI	23	7-16	1724	75.0
8. Mercer	23	8-15	1713	74.5
9. Chattanooga	25	11-14	1824	73.0
10. Western Carolina	25	6-19	1769	70.8

SCORING DEFENSE	G	Pts	Avg/G
1. Furman	24	1583	66.0
2. Wofford	24	1591	66.3
3. UNC Greensboro	24	1598	66.6
4. ETSU	25	1677	67.1
5. Mercer	23	1652	71.8
6. Samford	25	1859	74.4
7. Chattanooga	25	1860	74.4
8. Western Carolina	25	1985	79.4
9. VMI	23	1839	80.0
10. The Citadel	22	1897	86.2

SCORING MARGIN	G	Offense	Defense	Margin
1. Wofford	24	83.1	66.3	+16.8
2. ETSU	25	80.0	67.1	+12.9
3. UNC Greensboro	24	78.6	66.6	+12.0
4. Furman	24	77.8	66.0	+11.8
5. Samford	25	78.4	74.4	+4.0
6. Mercer	23	74.5	71.8	+2.7
7. The Citadel	22	87.5	86.2	+1.2
8. Chattanooga	25	73.0	74.4	-1.4
9. VMI	23	75.0	80.0	-5.0
10. Western Carolina	25	70.8	79.4	-8.6

FREE THROW PCT	G	FTM	FTA	Pct.
1. Samford	25	363	496	.732
2. VMI	23	298	409	.729
3. The Citadel	22	296	407	.727
4. Mercer	23	356	498	.715
5. Wofford	24	276	394	.701
6. UNC Greensboro	24	311	444	.700
7. Chattanooga	25	265	382	.694
8. Furman	24	254	367	.692
9. ETSU	25	284	426	.667
10. Western Carolina	25	319	491	.650

FIELD GOAL PERCENTAGE	G	FGM	FGA	Pct.
1. Wofford	24	728	1488	.489
2. Samford	25	699	1448	.483
3. ETSU	25	753	1562	.482
4. UNC Greensboro	24	691	1471	.470
5. Furman	24	681	1455	.468
6. Mercer	23	593	1291	.459
7. Western Carolina	25	613	1337	.458
8. The Citadel	22	682	1503	.454
9. Chattanooga	25	663	1479	.448
10. VMI	23	601	1415	.425

FIELD GOAL PCT DEFENSE	G	FGM	FGA	Pct.
1. ETSU	25	593	1420	.418
2. Samford	25	656	1564	.419
3. Furman	24	594	1416	.419
4. Wofford	24	561	1303	.431
5. UNC Greensboro	24	564	1306	.432
6. Mercer	23	576	1320	.436
7. The Citadel	22	676	1483	.456
8. Chattanooga	25	673	1472	.457
9. VMI	23	658	1419	.464
10. Western Carolina	25	706	1472	.480

3-POINT FG PCT	G	3FGM	3FGA	Pct.
1. Wofford	24	262	638	.411
2. Samford	25	198	496	.399
3. Chattanooga	25	233	620	.376
4. Western Carolina	25	224	606	.370
5. ETSU	25	209	573	.365
6. Furman	24	250	704	.355
7. VMI	23	224	640	.350
8. UNC Greensboro	24	193	553	.349
9. Mercer	23	171	496	.345
10. The Citadel	22	264	788	.335

3-POINT FG PCT DEFENSE	G	3FGM	3FGA	Pct.
1. Furman	24	178	554	.321
2. Western Carolina	25	178	545	.327
3. Wofford	24	181	529	.342
4. ETSU	25	203	589	.345
5. Samford	25	225	648	.347
6. UNC Greensboro	24	169	485	.348
7. Mercer	23	222	629	.353
8. The Citadel	22	248	695	.357
9. Chattanooga	25	187	520	.360
10. VMI	23	194	539	.360

REBOUNDING OFFENSE	G	Rebounds	Avg/G
1. ETSU	25	1046	41.8
2. The Citadel	22	831	37.8
3. Furman	24	878	36.6
4. Samford	25	909	36.4
5. Western Carolina	25	899	36.0
6. Wofford	24	854	35.6
7. VMI	23	809	35.2
8. UNC Greensboro	24	831	34.6
9. Chattanooga	25	854	34.2
10. Mercer	23	775	33.7

REBOUNDING DEFENSE	G	Rebounds	Avg/G
1. Wofford	24	684	28.5
2. ETSU	25	735	29.4
3. Western Carolina	25	791	31.6
4. UNC Greensboro	24	818	34.1
5. Furman	24	823	34.3
6. Mercer	23	814	35.4
7. Chattanooga	25	898	35.9
8. Samford	25	900	36.0
9. VMI	23	895	38.9
10. The Citadel	22	908	41.3

2018-19 Southern Conference
CONFERENCE BASKETBALL STATISTICS
Through games of Feb 08, 2019 (All games)

REBOUNDING MARGIN	G	Team	Avg.	Opp.	Avg.	Margin
1. ETSU	25	1046	41.8	735	29.4	+12.4
2. Wofford	24	854	35.6	684	28.5	+7.1
3. Western Carolina	25	899	36.0	791	31.6	+4.3
4. Furman	24	878	36.6	823	34.3	+2.3
5. UNC Greensboro	24	831	34.6	818	34.1	+0.5
6. Samford	25	909	36.4	900	36.0	+0.4
7. Mercer	23	775	33.7	814	35.4	-1.7
8. Chattanooga	25	854	34.2	898	35.9	-1.8
9. The Citadel	22	831	37.8	908	41.3	-3.5
10. VMI	23	809	35.2	895	38.9	-3.7

BLOCKED SHOTS	G	No.	Avg/G
1. Furman	24	96	4.0
2. UNC Greensboro	24	92	3.8
3. Samford	25	95	3.8
4. ETSU	25	94	3.8
5. The Citadel	22	76	3.5
6. Wofford	24	68	2.8
7. Chattanooga	25	62	2.5
8. Mercer	23	56	2.4
9. VMI	23	45	2.0
10. Western Carolina	25	43	1.7

ASSISTS	G	No.	Avg/G
1. Furman	24	391	16.3
2. ETSU	25	404	16.2
3. The Citadel	22	352	16.0
4. Wofford	24	372	15.5
5. Samford	25	355	14.2
6. VMI	23	310	13.5
7. Chattanooga	25	335	13.4
8. UNC Greensboro	24	319	13.3
9. Mercer	23	293	12.7
10. Western Carolina	25	301	12.0

STEALS	G	No.	Avg/G
1. Furman	24	216	9.0
2. UNC Greensboro	24	214	8.9
3. ETSU	25	192	7.7
4. The Citadel	22	164	7.5
5. Samford	25	176	7.0
6. Mercer	23	157	6.8
7. Wofford	24	162	6.8
8. VMI	23	151	6.6
9. Western Carolina	25	110	4.4
10. Chattanooga	25	109	4.4

TURNOVER MARGIN	G	Team	Avg.	Opp.	Avg.	Margin
1. UNC Greensboro	24	276	11.5	424	17.7	+6.2
2. Wofford	24	262	10.9	338	14.1	+3.2
3. Furman	24	308	12.8	361	15.0	+2.2
4. Mercer	23	303	13.2	339	14.7	+1.6
5. The Citadel	22	287	13.0	318	14.5	+1.4
6. ETSU	25	362	14.5	368	14.7	+0.2
7. VMI	23	296	12.9	298	13.0	+0.1
8. Samford	25	357	14.3	337	13.5	-0.8
9. Chattanooga	25	314	12.6	291	11.6	-0.9
10. Western Carolina	25	467	18.7	262	10.5	-8.2

ASSIST/TURNOVER RATIO	G	Ast.	Avg.	T/O	Avg.	Ratio
1. Wofford	24	372	15.5	262	10.9	1.4
2. Furman	24	391	16.3	308	12.8	1.3
3. The Citadel	22	352	16.0	287	13.0	1.2
4. UNC Greensboro	24	319	13.3	276	11.5	1.2
5. ETSU	25	404	16.2	362	14.5	1.1
6. Chattanooga	25	335	13.4	314	12.6	1.1
7. VMI	23	310	13.5	296	12.9	1.0
8. Samford	25	355	14.2	357	14.3	1.0
9. Mercer	23	293	12.7	303	13.2	1.0
10. Western Carolina	25	301	12.0	467	18.7	0.6

OFFENSIVE REBOUNDS	G	No.	Avg/G
1. ETSU	25	348	13.9
2. Wofford	24	267	11.1
3. UNC Greensboro	24	264	11.0
4. The Citadel	22	240	10.9
5. Furman	24	254	10.6
6. Western Carolina	25	252	10.1
7. Mercer	23	224	9.7
8. Samford	25	234	9.4
9. VMI	23	212	9.2
10. Chattanooga	25	216	8.6

DEFENSIVE REBOUNDS	G	No.	Avg/G
1. ETSU	25	698	27.9
2. Samford	25	675	27.0
3. The Citadel	22	591	26.9
4. Furman	24	624	26.0
5. VMI	23	597	26.0
6. Western Carolina	25	647	25.9
7. Chattanooga	25	638	25.5
8. Wofford	24	587	24.5
9. Mercer	23	551	24.0
10. UNC Greensboro	24	567	23.6

DEFENSIVE REB PCT.	G	D-Reb	Opp. OR	D-Reb%
1. ETSU	25	698	199	.778
2. Wofford	24	587	177	.768
3. Western Carolina	25	647	224	.743
4. Chattanooga	25	638	229	.736
5. Furman	24	624	244	.719
6. VMI	23	597	235	.718
7. UNC Greensboro	24	567	245	.698
8. The Citadel	22	591	273	.684
9. Samford	25	675	312	.684
10. Mercer	23	551	271	.670

OFFENSIVE REB PCT.	G	O-Reb	Opp. DR	O-Reb%
1. ETSU	25	348	536	.394
2. Wofford	24	267	507	.345
3. UNC Greensboro	24	264	573	.315
4. Western Carolina	25	252	567	.308
5. Furman	24	254	579	.305
6. Mercer	23	224	543	.292
7. Samford	25	234	588	.285
8. The Citadel	22	240	635	.274
9. Chattanooga	25	216	669	.244
10. VMI	23	212	660	.243

2018-19 Southern Conference
CONFERENCE BASKETBALL STATISTICS
Through games of Feb 08, 2019 (All games)

3-POINT FG MADE	G	No.	Avg/G
1. The Citadel	22	264	12.0
2. Wofford	24	262	10.9
3. Furman	24	250	10.4
4. VMI	23	224	9.7
5. Chattanooga	25	233	9.3
6. Western Carolina	25	224	9.0
7. ETSU	25	209	8.4
8. UNC Greensboro	24	193	8.0
9. Samford	25	198	7.9
10. Mercer	23	171	7.4

2018-19 Southern Conference
CONFERENCE BASKETBALL STATISTICS
Through games of Feb 08, 2019 (All games)

Team	Conference	Pct.	PF	PA	Overall	Pct.	PF	PA	Current unbeaten streak
Wofford	12-0	1.000	83.7	68.6	20-4	.833	83.1	66.3	Wofford -- 11
UNC Greensboro	10-1	.909	77.6	69.8	21-3	.875	78.6	66.6	UNC Greensboro -- 7
ETSU	9-3	.750	79.9	71.0	19-6	.760	80.0	67.1	Furman -- 3
Furman	8-4	.667	74.6	68.1	19-5	.792	77.8	66.0	Chattanooga -- 1
Chattanooga	6-6	.500	73.5	77.4	11-14	.440	73.0	74.4	
Samford	4-8	.333	80.0	80.7	14-11	.560	78.4	74.4	
Mercer	3-8	.273	74.1	76.9	8-15	.348	74.5	71.8	
Western Carolina	3-9	.250	74.8	81.2	6-19	.240	70.8	79.4	
The Citadel	2-9	.182	74.0	87.5	10-12	.455	87.5	86.2	
VMI	1-10	.091	72.1	84.8	7-16	.304	75.0	80.0	

TEAM SUMMARIES	G	PF-PA	Avg score	Margin	FG-FGA	Pct.	3FG-FGA	Pct.	FT-FTA	Pct.	RebF	RebA	Margin
Chattanooga	25	1824-1860	73.0-74.4	-1.4	663-1479	.448	233-620	.376	265-382	.694	854	898	-1.8
ETSU	25	1999-1677	80.0-67.1	+12.9	753-1562	.482	209-573	.365	284-426	.667	1046	735	+12.4
Furman	24	1866-1583	77.8-66.0	+11.8	681-1455	.468	250-704	.355	254-367	.692	878	823	+2.3
Mercer	23	1713-1652	74.5-71.8	+2.7	593-1291	.459	171-496	.345	356-498	.715	775	814	-1.7
Samford	25	1959-1859	78.4-74.4	+4.0	699-1448	.483	198-496	.399	363-496	.732	909	900	+0.4
The Citadel	22	1924-1897	87.5-86.2	+1.2	682-1503	.454	264-788	.335	296-407	.727	831	908	-3.5
UNC Greensboro	24	1886-1598	78.6-66.6	+12.0	691-1471	.470	193-553	.349	311-444	.700	831	818	+0.5
VMI	23	1724-1839	75.0-80.0	-5.0	601-1415	.425	224-640	.350	298-409	.729	809	895	-3.7
Western Carolina	25	1769-1985	70.8-79.4	-8.6	613-1337	.458	224-606	.370	319-491	.650	899	791	+4.3
Wofford	24	1994-1591	83.1-66.3	+16.8	728-1488	.489	262-638	.411	276-394	.701	854	684	+7.1

ATTENDANCE	Home	Average	Away	Average	Neutral	Average	Total	Average
Chattanooga	11-34403	3128	12-40227	3352	2-0	0	25-74630	2985
ETSU	12-52045	4337	11-46958	4269	2-4011	2006	25-103014	4121
Furman	11-19717	1792	13-45822	3525	0-0	0	24-65539	2731
Mercer	11-26827	2439	11-37486	3408	1-2504	2504	23-66817	2905
Samford	14-15301	1093	11-45812	4165	0-0	0	25-61113	2445
The Citadel	12-13166	1097	10-38514	3851	0-0	0	22-51680	2349
UNC Greensboro	13-31892	2453	10-52494	5249	1-172	172	24-84558	3523
VMI	11-9473	861	12-50641	4220	0-0	0	23-60114	2614
Western Carolina	9-13371	1486	14-46037	3288	2-0	0	25-59408	2376
Wofford	13-29066	2236	11-49015	4456	0-0	0	24-78081	3253
Totals	117-245261	2096	115-453006	3939	8-6687	836	240-704954	2937

2018-19 Southern Conference
INDIVIDUAL BASKETBALL STATISTICS
Through games of Feb 08, 2019 (All games)

To be ranked, a player must appear in at least 75.0% of their team's games.

SCORING							REBOUNDING						
	Cl	G	FG	3FG	FT	Pts Avg/G		Cl	G	Off	Def	Total	Avg/G
1. Bubba Parham-VMI	So	23	147	78	104	476 20.7	1. Jeromy Rodriguez-ETSU	Jr	25	94	194	288	11.5
2. Fletcher Magee-WOF	Sr	24	144	101	80	469 19.5	2. Carlos Dotson-WCU	Jr	24	77	155	232	9.7
3. Lew Stallworth-CIT	Sr	22	163	18	71	415 18.9	3. Matt Rafferty-FUR	Sr	24	68	151	219	9.1
4. Ross Cummings-MER	So	23	118	77	87	400 17.4	4. Mladen Armus-ETSU	So	25	70	138	208	8.3
5. Matt Rafferty-FUR	Sr	24	154	5	92	405 16.9	5. Ruben Guerrero-SAM	Sr	25	79	123	202	8.1
6. Francis Alonso-UNCG	Sr	24	124	64	89	401 16.7	6. Robert Allen-SAM	Fr	25	41	151	192	7.7
7. Jordan Lyons-FUR	Jr	24	138	80	38	394 16.4	7. James Dickey-UNCG	Jr	18	38	99	137	7.6
8. Josh Sharkey-SAM	Jr	25	132	24	115	403 16.1	8. Cameron Jackson-WOF	Sr	24	68	114	182	7.6
9. Isaiah Miller-UNCG	So	24	152	17	39	360 15.0	9. Zane Najdawi-CIT	Sr	22	52	113	165	7.5
Cameron Jackson-WOF	Sr	24	144	7	65	360 15.0	10. Keve Aluma-WOF	So	24	67	99	166	6.9
11. Kevin Easley-UTC	Fr	25	136	45	51	368 14.7	11. Garrett Gilkeson-VMI	Jr	23	40	108	148	6.4
12. Zane Najdawi-CIT	Sr	22	107	15	71	300 13.6	12. Kevin Easley-UTC	Fr	25	41	119	160	6.4
13. Nathan Hoover-WOF	Jr	24	106	63	50	325 13.5	13. Clay Mounce-FUR	So	24	41	107	148	6.2
14. Ruben Guerrero-SAM	Sr	25	143	0	50	336 13.4	14. Tyler Creammer-VMI	Jr	21	36	93	129	6.1
15. Kameron Gibson-WCU	Fr	25	124	59	28	335 13.4	15. Lew Stallworth-CIT	Sr	22	7	114	121	5.5
16. Carlos Dotson-WCU	Jr	24	128	0	62	318 13.3	16. Fardaws Aimaq-MER	Fr	21	46	69	115	5.5
17. Brandon Austin-SAM	Jr	25	113	72	32	330 13.2	17. Eric Hamilton-UNCG	Jr	24	42	81	123	5.1
18. Matt Frierson-CIT	Sr	22	87	86	30	290 13.2	18. Ethan Stair-MER	Jr	23	34	83	117	5.1
19. Patrick Good-ETSU	So	24	91	79	33	294 12.3	19. Onno Steger-WCU	Jr	25	37	88	125	5.0
20. Matt Halvorsen-WCU	So	25	84	61	69	298 11.9	20. Myles Lewis-VMI	So	23	38	73	111	4.8
21. Myron Gordon-SAM	Jr	25	93	24	85	295 11.8	Jaylen Stowe-MER	Sr	23	27	84	111	4.8
22. Donovan Toatley-UTC	Fr	22	93	19	52	257 11.7							
23. Jeromy Rodriguez-ETSU	Jr	25	119	0	52	290 11.6							
24. Tray Boyd III-ETSU	Jr	25	110	58	8	286 11.4							
25. Djordje Dimitrijevic-MER	Jr	23	88	21	63	260 11.3							
26. Onno Steger-WCU	Jr	25	89	51	53	282 11.3							
27. Kaiden Rice-CIT	So	22	86	53	20	245 11.1							
28. Ethan Stair-MER	Jr	23	93	33	37	256 11.1							
29. Jaylen Stowe-MER	Sr	23	91	8	64	254 11.0							
30. Clay Mounce-FUR	So	24	100	37	25	262 10.9							

FIELD GOAL PCT						ASSISTS			
	Cl	G	FGM	FGA	Pct.		Cl	G	No. Avg/G
1. Matt Rafferty-FUR	Sr	24	154	245	.629	1. Josh Sharkey-SAM	Jr	25	192 7.7
2. Ruben Guerrero-SAM	Sr	25	143	237	.603	2. Lew Stallworth-CIT	Sr	22	134 6.1
3. Cameron Jackson-WOF	Sr	24	144	245	.588	3. Demetrius Troy-UNCG	Sr	24	103 4.3
4. Carlos Dotson-WCU	Jr	24	128	218	.587	4. Matt Rafferty-FUR	Sr	24	100 4.2
5. Lew Stallworth-CIT	Sr	22	163	297	.549	5. Marcus Cohen-MER	So	21	77 3.7
6. Isaiah Miller-UNCG	So	24	152	295	.515	6. Alex Hunter-FUR	So	24	82 3.4
7. Kevin Easley-UTC	Fr	25	136	301	.452	7. Bubba Parham-VMI	So	23	78 3.4
8. Josh Sharkey-SAM	Jr	25	132	298	.443	8. Storm Murphy-WOF	So	23	75 3.3
9. Ross Cummings-MER	So	23	118	270	.437	9. Isaiah Tisdale-ETSU	Jr	24	78 3.3
10. Bubba Parham-VMI	So	23	147	349	.421	10. Donovan Toatley-UTC	Fr	22	70 3.2
11. Francis Alonso-UNCG	Sr	24	124	299	.415	11. Matt Halvorsen-WCU	So	25	67 2.7
12. Fletcher Magee-WOF	Sr	24	144	350	.411	12. Garrett Gilkeson-VMI	Jr	23	61 2.7
13. Jordan Lyons-FUR	Jr	24	138	349	.395	13. Bo Hodges-ETSU	So	20	53 2.7
						14. Francis Alonso-UNCG	Sr	24	63 2.6
						15. Cameron Jackson-WOF	Sr	24	61 2.5

2018-19 Southern Conference
INDIVIDUAL BASKETBALL STATISTICS
Through games of Feb 08, 2019 (All games)

FREE THROW PCT		Cl	G	FTM	FTA	Pct.
1.	Fletcher Magee-WOF	Sr	24	80	87	.920
2.	Francis Alonso-UNCG	Sr	24	89	101	.881
3.	Matt Halvorsen-WCU	So	25	69	80	.863
4.	Myron Gordon-SAM	Jr	25	85	99	.859
5.	Ross Cummings-MER	So	23	87	105	.829
6.	Djordje Dimitrijevic-MER	Jr	23	63	77	.818
7.	Bubba Parham-VMI	So	23	104	135	.770
8.	Josh Sharkey-SAM	Jr	25	115	151	.762
9.	Matt Rafferty-FUR	Sr	24	92	123	.748
10.	Jaylen Stowe-MER	Sr	23	64	88	.727
11.	Zane Najdawi-CIT	Sr	22	71	99	.717
12.	Lew Stallworth-CIT	Sr	22	71	102	.696
13.	Cameron Jackson-WOF	Sr	24	65	106	.613
14.	Carlos Dotson-WCU	Jr	24	62	127	.488

STEALS		Cl	G	No.	Avg/G
1.	Josh Sharkey-SAM	Jr	25	69	2.8
2.	Isaiah Miller-UNCG	So	24	66	2.8
3.	Matt Rafferty-FUR	Sr	24	64	2.7
4.	Ethan Stair-MER	Jr	23	42	1.8
5.	Garrett Gilkeson-VMI	Jr	23	37	1.6
6.	Cameron Jackson-WOF	Sr	24	36	1.5
	James Dickey-UNCG	Jr	18	27	1.5
8.	Demetrius Troy-UNCG	Sr	24	32	1.3
9.	Jordan Lyons-FUR	Jr	24	28	1.2
10.	Jeromy Rodriguez-ETSU	Jr	25	29	1.2
11.	Myles Lewis-VMI	So	23	25	1.1
12.	Isaiah Tisdale-ETSU	Jr	24	26	1.1
	Francis Alonso-UNCG	Sr	24	26	1.1
14.	Brandon Austin-SAM	Jr	25	27	1.1
15.	Bo Hodges-ETSU	So	20	21	1.1

3-POINT FG PCT		Cl	G	3FG	FGA	Pct.
1.	Kevion Nolan-SAM	So	22	35	66	.530
2.	Storm Murphy-WOF	So	23	37	74	.500
3.	Nathan Hoover-WOF	Jr	24	63	138	.457
4.	Brandon Austin-SAM	Jr	25	72	164	.439
5.	Kyrin Galloway-UNCG	Jr	24	38	88	.432
6.	Clay Mounce-FUR	So	24	37	87	.425
7.	Kameron Gibson-WCU	Fr	25	59	140	.421
8.	Ross Cummings-MER	So	23	77	183	.421
9.	Patrick Good-ETSU	So	24	79	189	.418
10.	Kevin Easley-UTC	Fr	25	45	109	.413
11.	Bubba Parham-VMI	So	23	78	197	.396
12.	Fletcher Magee-WOF	Sr	24	101	258	.391
13.	Matt Frierson-CIT	Sr	22	86	222	.387
14.	Francis Alonso-UNCG	Sr	24	64	173	.370
15.	Onno Steger-WCU	Jr	25	51	138	.370

3-POINT FG MADE		Cl	G	3FG	Avg/G
1.	Fletcher Magee-WOF	Sr	24	101	4.2
2.	Matt Frierson-CIT	Sr	22	86	3.9
3.	Bubba Parham-VMI	So	23	78	3.4
4.	Ross Cummings-MER	So	23	77	3.3
5.	Jordan Lyons-FUR	Jr	24	80	3.3
6.	Patrick Good-ETSU	So	24	79	3.3
7.	Brandon Austin-SAM	Jr	25	72	2.9
8.	Francis Alonso-UNCG	Sr	24	64	2.7
9.	Nathan Hoover-WOF	Jr	24	63	2.6
10.	Matt Halvorsen-WCU	So	25	61	2.4
11.	Kaiden Rice-CIT	So	22	53	2.4
12.	Kameron Gibson-WCU	Fr	25	59	2.4
13.	Tray Boyd III-ETSU	Jr	25	58	2.3
14.	Onno Steger-WCU	Jr	25	51	2.0
15.	Kevin Easley-UTC	Fr	25	45	1.8

BLOCKED SHOTS		Cl	G	No.	Avg/G
1.	Ruben Guerrero-SAM	Sr	25	56	2.2
2.	James Dickey-UNCG	Jr	18	37	2.1
3.	Zane Najdawi-CIT	Sr	22	37	1.7
4.	Matt Rafferty-FUR	Sr	24	28	1.2
5.	Cameron Jackson-WOF	Sr	24	27	1.1
6.	Mladen Armus-ETSU	So	25	28	1.1
7.	Clay Mounce-FUR	So	24	25	1.0
8.	Kyrin Galloway-UNCG	Jr	24	21	0.9
9.	Fardaws Aimaq-MER	Fr	21	18	0.9
10.	Robert Allen-SAM	Fr	25	20	0.8
11.	Jeromy Rodriguez-ETSU	Jr	25	18	0.7
12.	Jake Stephens-VMI	Fr	23	16	0.7
13.	Victor Bafutto-MER	So	22	15	0.7
14.	Keve Aluma-WOF	So	24	15	0.6
15.	Thomas Smallwood-UTC	Sr	25	14	0.6

ASSIST/TURNOVER RATIO		Cl	G	Ast.	T/O	Ratio
1.	Isaiah Tisdale-ETSU	Jr	24	78	23	3.4
2.	Alex Hunter-FUR	So	24	82	26	3.2
3.	Storm Murphy-WOF	So	23	75	32	2.3
4.	Demetrius Troy-UNCG	Sr	24	103	44	2.3
5.	Matt Rafferty-FUR	Sr	24	100	50	2.0
6.	Lew Stallworth-CIT	Sr	22	134	76	1.8
7.	Marcus Cohen-MER	So	21	77	47	1.6
8.	Josh Sharkey-SAM	Jr	25	192	128	1.5
9.	Donovann Toatley-UTC	Fr	22	70	48	1.5
10.	Bubba Parham-VMI	So	23	78	64	1.2

2018-19 Southern Conference
INDIVIDUAL BASKETBALL STATISTICS
Through games of Feb 08, 2019 (All games)

OFFENSIVE REBOUNDS			
	Cl	G	No. Avg/G
1. Jeromy Rodriguez-ETSU	Jr	25	94 3.8
2. Carlos Dotson-WCU	Jr	24	77 3.2
3. Ruben Guerrero-SAM	Sr	25	79 3.2
4. Cameron Jackson-WOF	Sr	24	68 2.8
Matt Rafferty-FUR	Sr	24	68 2.8
6. Mladen Armus-ETSU	So	25	70 2.8
7. Keve Aluma-WOF	So	24	67 2.8
8. Zane Najdawi-CIT	Sr	22	52 2.4
9. Fardaws Aimaq-MER	Fr	21	46 2.2
10. James Dickey-UNCG	Jr	18	38 2.1
11. Chevez Goodwin-WOF	So	24	48 2.0
12. Eric Hamilton-UNCG	Jr	24	42 1.8
13. Garrett Gilkeson-VMI	Jr	23	40 1.7
14. Tyler Creammer-VMI	Jr	21	36 1.7
15. Clay Mounce-FUR	So	24	41 1.7

DEFENSIVE REBOUNDS			
	Cl	G	No. Avg/G
1. Jeromy Rodriguez-ETSU	Jr	25	194 7.8
2. Carlos Dotson-WCU	Jr	24	155 6.5
3. Matt Rafferty-FUR	Sr	24	151 6.3
4. Robert Allen-SAM	Fr	25	151 6.0
5. Mladen Armus-ETSU	So	25	138 5.5
6. James Dickey-UNCG	Jr	18	99 5.5
7. Lew Stallworth-CIT	Sr	22	114 5.2
8. Zane Najdawi-CIT	Sr	22	113 5.1
9. Ruben Guerrero-SAM	Sr	25	123 4.9
10. Kevin Easley-UTC	Fr	25	119 4.8
11. Cameron Jackson-WOF	Sr	24	114 4.8
12. Garrett Gilkeson-VMI	Jr	23	108 4.7
13. Clay Mounce-FUR	So	24	107 4.5
14. Tyler Creammer-VMI	Jr	21	93 4.4
15. Keve Aluma-WOF	So	24	99 4.1

MINUTES PLAYED			
	Cl	G	No. Avg/G
1. Josh Sharkey-SAM	Jr	25	879 35.2
2. Bubba Parham-VMI	So	23	780 33.9
3. Matt Halvorsen-WCU	So	25	843 33.7
4. Matt Rafferty-FUR	Sr	24	806 33.6
5. Alex Hunter-FUR	So	24	797 33.2
6. Ethan Stair-MER	Jr	23	757 32.9
7. Ross Cummings-MER	So	23	755 32.8
8. Garrett Gilkeson-VMI	Jr	23	750 32.6
9. Jordan Lyons-FUR	Jr	24	781 32.5
10. Lew Stallworth-CIT	Sr	22	707 32.1

2018-19 Southern Conference
Conference Team Highs
Through games of Feb 08, 2019 (All games)

TEAM HIGHS (highest totals made by)

Points	148	The Citadel vs Mid-Atl. Christian (11/12/18)
	137	The Citadel vs Johnson (11/14/18)
	127	The Citadel vs Johnson & Wales (12/05/18)
	112	The Citadel vs High Point (11/27/18)
	112	Wofford vs Kentucky Christian (12/06/18)
	112	Wofford vs The Citadel (01/03/19)
Margin	78 (111-33)	UNC Greensboro vs Greensboro College (11/27/18)
	77 (137-60)	The Citadel vs Johnson (11/14/18)
	73 (148-75)	The Citadel vs Mid-Atl. Christian (11/12/18)
	65 (109-44)	ETSU vs Hiwassee (11/08/18)
	64 (98-34)	VMI vs Goucher (11/11/18)
Field goals made	57	The Citadel vs Mid-Atl. Christian (11/12/18)
	47	The Citadel vs Johnson (11/14/18)
	46	ETSU vs Hiwassee (11/08/18)
	46	The Citadel vs Johnson & Wales (12/05/18)
	45	Wofford vs Kentucky Christian (12/06/18)
Field goal attempts	98	The Citadel vs Mid-Atl. Christian (11/12/18)
	88	The Citadel vs Johnson & Wales (12/05/18)
	85	The Citadel vs Johnson (11/14/18)
	81	Samford vs Belmont (11/29/18)
	81	Wofford vs Kentucky Christian (12/06/18)
Field goal percentage	.672 (43-64)	Wofford vs The Citadel (01/03/19)
	.667 (38-57)	Samford at Wofford (01/24/19)
	.623 (38-61)	Samford vs North Alabama (11/06/18)
	.623 (38-61)	The Citadel vs High Point (11/27/18)
	.613 (46-75)	ETSU vs Hiwassee (11/08/18)
3-Pt FG made	23	The Citadel vs Mid-Atl. Christian (11/12/18)
	23	The Citadel vs High Point (11/27/18)
	21	Furman vs North Greenville (11/15/18)
	20	Wofford at The Citadel (02/02/19)
	19	UNC Greensboro at LSU (11/09/18)
	19	VMI at Kentucky (11/18/18)
3-Pt FG attempts	51	The Citadel vs Mid-Atl. Christian (11/12/18)
	49	Furman vs North Greenville (11/15/18)
	48	The Citadel vs Johnson (11/14/18)
	46	Furman vs UNCW (12/15/18)
	46	The Citadel at Samford (01/17/19)
3-Pt percentage	.733 (11-15)	Samford at Wofford (01/24/19)
	.606 (20-33)	Wofford at The Citadel (02/02/19)
	.591 (13-22)	Wofford at Mississippi State (12/19/18)
	.577 (15-26)	Wofford vs The Citadel (01/03/19)
	.576 (19-33)	UNC Greensboro at LSU (11/09/18)
Free throws made	32	ETSU vs Reinhardt (12/03/18)
	29	Western Carolina vs Hiwassee (11/17/18)
	29	Mercer at UNC Greensboro (01/26/19)
	27	Mercer vs Piedmont (11/09/18)
	27	UNC Greensboro at Samford (12/22/18)
	27	Mercer at Samford (01/19/19)
Free throw attempts	40	Mercer vs Piedmont (11/09/18)
	39	ETSU vs Reinhardt (12/03/18)
	38	Western Carolina vs Hiwassee (11/17/18)
	36	UNC Greensboro at Samford (12/22/18)
	35	Samford vs Jacksonville State (11/09/18)
	35	Mercer at Samford (01/19/19)
Free throw percentage	1.000 (11-11)	VMI at Presbyterian (12/12/18)

	1.000	(5-5)	VMI at Kentucky (11/18/18)
	1.000	(3-3)	ETSU at Creighton (11/11/18)
	.950	(19-20)	Samford at Wofford (01/24/19)
	.941	(16-17)	Furman at VMI (01/10/19)
Rebounds	64		ETSU vs Reinhardt (12/03/18)
	63		The Citadel vs Mid-Atl. Christian (11/12/18)
	62		The Citadel vs Johnson (11/14/18)
	56		ETSU vs Hiwassee (11/08/18)
	56		Western Carolina vs Hiwassee (11/17/18)
Assists	37		The Citadel vs Mid-Atl. Christian (11/12/18)
	28		The Citadel vs Johnson (11/14/18)
	27		The Citadel vs High Point (11/27/18)
	27		UNC Greensboro vs Greensboro College (11/27/18)
	27		The Citadel vs Johnson & Wales (12/05/18)
	27		Wofford vs Kentucky Christian (12/06/18)
Steals	23		UNC Greensboro vs Greensboro College (11/27/18)
	20		Wofford vs Mars Hill (11/23/18)
	18		VMI vs Goucher (11/11/18)
	16		The Citadel vs Johnson (11/14/18)
	15		UNC Greensboro vs Johnson & Wales (11/16/18)
	15		The Citadel vs Western Carolina (01/12/19)
Blocked shots	14		The Citadel vs Johnson (11/14/18)
	9		UNC Greensboro at North Carolina A&T (11/06/18)
	9		Mercer vs Piedmont (11/09/18)
	9		UNC Greensboro vs Mercer (01/26/19)
	9		Samford vs ETSU (01/31/19)
Turnovers	35		Western Carolina vs Jacksonville State (11/20/18)
	33		Western Carolina at NC State (12/05/18)
	29		Western Carolina at The Citadel (01/12/19)
	26		Western Carolina at Iowa (12/18/18)
	24		Mercer at UNC Greensboro (01/26/19)
Fouls	29		Western Carolina at Wake Forest (11/27/18)
	28		Samford vs Jacksonville State (11/09/18)
	28		Mercer at NC State (11/24/18)
	27		Western Carolina vs Hiwassee (11/17/18)
	26		UNC Greensboro at LSU (11/09/18)
	26		VMI at Kentucky (11/18/18)
	26		ETSU vs Wyoming (12/21/18)
	26		Western Carolina at The Citadel (01/12/19)
	26		Chattanooga vs Western Carolina (01/31/19)

2018-19 Southern Conference
Conference Individual Highs
Through games of Feb 08, 2019 (All games)

INDIVIDUAL PLAYER GAME HIGHS

Points	54		Jordan Lyons (Furman) vs North Greenville (11/15/18)
	36		Ross Cummings (Mercer) vs Western Carolina (01/10/19)
	35		Bubba Parham (VMI) at Kentucky (11/18/18)
	35		Patrick Good (ETSU) at Western Carolina (01/26/19)
	34		Kameron Gibson (Western Carolina) at SMU (11/14/18)
Field goals made	15		Jordan Lyons (Furman) vs North Greenville (11/15/18)
	12		Kyrin Galloway (UNC Greensboro) at LSU (11/09/18)
	12		Kameron Gibson (Western Carolina) at SMU (11/14/18)
	12		Carlos Dotson (Western Carolina) at Furman (12/01/18)
	12		Ross Cummings (Mercer) vs Western Carolina (01/10/19)
	12		Lew Stallworth (The Citadel) vs Western Carolina (01/12/19)
	12		Patrick Good (ETSU) at Western Carolina (01/26/19)
	12		Marcus Thomas (Western Carolina) at Chattanooga (01/31/19)
Field goal attempts	35		Jordan Lyons (Furman) vs North Greenville (11/15/18)
	26		Jordan Lyons (Furman) vs Western Carolina (12/01/18)
	24		Bubba Parham (VMI) at Stetson (11/23/18)
	24		Fletcher Magee (Wofford) vs Samford (01/24/19)
	23		Fletcher Magee (Wofford) vs North Carolina (11/06/18)
Field goal percentage	.889	(8-9)	Daivien Williamson (ETSU) at Illinois (12/15/18)
	.857	(12-14)	Kyrin Galloway (UNC Greensboro) at LSU (11/09/18)
	.833	(10-12)	Zane Najdawi (The Citadel) vs Johnson & Wales (12/05/18)
	.818	(9-11)	Matt Rafferty (Furman) vs Bob Jones (11/06/18)
	.818	(9-11)	Cameron Jackson (Wofford) vs Coppin State (11/21/18)
	.818	(9-11)	Matt Rafferty (Furman) at Elon (12/04/18)
3-Pt FG made	.818	(9-11)	Myron Gordon (Samford) vs Western Carolina (02/02/19)
	15		Jordan Lyons (Furman) vs North Greenville (11/15/18)
	11		Patrick Good (ETSU) at Western Carolina (01/26/19)
	10		Matt Frierson (The Citadel) vs Johnson (11/14/18)
	10		Bubba Parham (VMI) at Kentucky (11/18/18)
3-Pt FG attempts	9		Nathan Hoover (Wofford) at South Carolina (11/26/18)
	34		Jordan Lyons (Furman) vs North Greenville (11/15/18)
	19		Fletcher Magee (Wofford) vs Samford (01/24/19)
	17		Jordan Lyons (Furman) vs Western Carolina (12/01/18)
	17		Patrick Good (ETSU) at Western Carolina (01/26/19)
	16		Fletcher Magee (Wofford) vs North Carolina (11/06/18)
3-Pt percentage	16		Matt Frierson (The Citadel) vs Johnson (11/14/18)
	16		Bubba Parham (VMI) at Kentucky (11/18/18)
	1.000	(5-5)	Josh Sharkey (Samford) vs Houston Baptist (12/17/18)
	1.000	(5-5)	Kevin Easley (Chattanooga) at Western Carolina (01/03/19)
	.857	(6-7)	Marcus Thomas (Western Carolina) at Chattanooga (01/31/19)
	.833	(5-6)	Kevin Easley (Chattanooga) at Michigan (11/23/18)
	.833	(5-6)	Connor Kern (The Citadel) vs High Point (11/27/18)
	.833	(5-6)	Kevion Nolan (Samford) vs VMI (12/29/18)
Free throws made	.833	(5-6)	Ross Cummings (Mercer) at Chattanooga (01/17/19)
	.833	(5-6)	Angelo Allegri (UNC Greensboro) at ETSU (01/19/19)
	.833	(5-6)	Kameron Gibson (Western Carolina) vs ETSU (01/26/19)
	17		Francis Alonso (UNC Greensboro) at Samford (12/22/18)
	14		Onno Steger (Western Carolina) at Chattanooga (01/31/19)
	12		Bubba Parham (VMI) vs American (11/27/18)
	12		Ross Cummings (Mercer) at Samford (01/19/19)
	11		Djordje Dimitrijevic (Mercer) at NC State (11/24/18)
	11		Eric Hamilton (UNC Greensboro) vs Coppin State (12/12/18)
Free throw attempts	11		Bubba Parham (VMI) at The Citadel (01/26/19)
	11		Donovann Toatley (Chattanooga) vs Western Carolina (01/31/19)
	21		Francis Alonso (UNC Greensboro) at Samford (12/22/18)

	15	Eric Hamilton (UNC Greensboro) vs Coppin State (12/12/18)
	15	Onno Steger (Western Carolina) at Chattanooga (01/31/19)
	14	Bubba Parham (VMI) vs American (11/27/18)
	13	Carlos Dotson (Western Carolina) at NC State (12/05/18)
Free throw percentage	1.000 (12-12)	Ross Cummings (Mercer) at Samford (01/19/19)
	1.000 (11-11)	Djordje Dimitrijevic (Mercer) at NC State (11/24/18)
	1.000 (10-10)	Zane Najdawi (The Citadel) vs Johnson (11/14/18)
	1.000 (10-10)	Nathan Hoover (Wofford) vs Coastal Carolina (12/09/18)
	1.000 (10-10)	Matt Rafferty (Furman) at UNC Greensboro (01/12/19)
	1.000 (9-9)	Matt Frierson (The Citadel) at Campbell (12/18/18)
	1.000 (8-8)	Donovann Toatley (Chattanooga) at Charlotte (11/06/18)
	1.000 (8-8)	Francis Alonso (UNC Greensboro) vs Johnson & Wales (11/16/18)
	1.000 (8-8)	Matt Halvorsen (Western Carolina) vs Hiwassee (11/17/18)
	1.000 (8-8)	Daivien Williamson (ETSU) vs Reinhardt (12/03/18)
	1.000 (8-8)	Matt Halvorsen (Western Carolina) vs Chattanooga (01/03/19)
	1.000 (8-8)	Ross Cummings (Mercer) at UNC Greensboro (01/26/19)
	1.000 (8-8)	Fletcher Magee (Wofford) at The Citadel (02/02/19)
Rebounds	19	Jeromy Rodriguez (ETSU) vs Samford (01/03/19)
	18	Thomas Smallwood (Chattanooga) vs Cumberland (11/13/18)
	18	Jeromy Rodriguez (ETSU) at Mercer (01/12/19)
	17	Matt Rafferty (Furman) at Villanova (11/17/18)
	17	Jeromy Rodriguez (ETSU) at Georgia Southern (11/27/18)
	17	Mladen Armus (ETSU) vs Samford (01/03/19)
	17	Jeromy Rodriguez (ETSU) vs Wofford (02/07/19)
Assists	16	Josh Sharkey (Samford) at Wofford (01/24/19)
	14	Josh Sharkey (Samford) at ETSU (01/03/19)
	13	Lew Stallworth (The Citadel) vs Johnson (11/14/18)
	12	Lew Stallworth (The Citadel) vs High Point (11/27/18)
	12	Josh Sharkey (Samford) at Furman (01/26/19)
	12	Josh Sharkey (Samford) vs Western Carolina (02/02/19)
Steals	8	Josh Sharkey (Samford) vs Jacksonville State (11/09/18)
	7	Josh Sharkey (Samford) at Purdue Fort Wayne (11/23/18)
	7	Matt Rafferty (Furman) at VMI (01/10/19)
	6	Ta'Vonne Bond (VMI) vs Goucher (11/11/18)
	6	Tray Hollowell (Wofford) vs Mars Hill (11/23/18)
	6	Josh Sharkey (Samford) vs UNC Greensboro (12/22/18)
	6	Isaiah Miller (UNC Greensboro) vs Chattanooga (12/29/18)
	6	Isaiah Miller (UNC Greensboro) at ETSU (01/19/19)
	6	Matt Rafferty (Furman) vs Chattanooga (01/24/19)
Blocked shots	8	Ruben Guerrero (Samford) vs ETSU (01/31/19)
	7	James Dickey (UNC Greensboro) at North Carolina A&T (11/06/18)
	6	Zane Najdawi (The Citadel) vs Johnson (11/14/18)
	5	Octavion Corley (ETSU) vs Hiwassee (11/08/18)
	4	Ruben Guerrero (Samford) vs North Alabama (11/06/18)
	4	Victor Bafutto (Mercer) vs Piedmont (11/09/18)
	4	Kyrin Galloway (UNC Greensboro) at LSU (11/09/18)
	4	Matt Rafferty (Furman) at Villanova (11/17/18)
	4	Ruben Guerrero (Samford) vs Belmont (11/29/18)
	4	Matt Rafferty (Furman) vs Western Carolina (12/01/18)
	4	Ruben Guerrero (Samford) vs Houston Baptist (12/17/18)
	4	Ruben Guerrero (Samford) vs VMI (12/29/18)
	4	James Dickey (UNC Greensboro) vs Furman (01/12/19)
	4	James Dickey (UNC Greensboro) at ETSU (01/19/19)
	4	Fardaws Aimaq (Mercer) at Samford (01/19/19)
Turnovers	11	Josh Sharkey (Samford) at UNC Greensboro (02/07/19)
	9	Carlos Dotson (Western Carolina) vs Jacksonville State (11/20/18)
	8	Josh Sharkey (Samford) at ETSU (01/03/19)
	8	Josh Sharkey (Samford) at Wofford (01/24/19)

8 Zane Najdawi (The Citadel) vs Furman (01/31/19)
8 Josh Sharkey (Samford) vs ETSU (01/31/19)

2018-19 Southern Conference
CONFERENCE BASKETBALL STATISTICS
Through games of Feb 08, 2019 (Conference games only)

SCORING OFFENSE	G	W-L	Pts	Avg/G
1. Wofford	12	12-0	1004	83.7
2. Samford	12	4-8	960	80.0
3. ETSU	12	9-3	959	79.9
4. UNC Greensboro	11	10-1	854	77.6
5. Western Carolina	12	3-9	897	74.8
6. Furman	12	8-4	895	74.6
7. Mercer	11	3-8	815	74.1
8. The Citadel	11	2-9	814	74.0
9. Chattanooga	12	6-6	882	73.5
10. VMI	11	1-10	793	72.1

SCORING DEFENSE	G	Pts	Avg/G
1. Furman	12	817	68.1
2. Wofford	12	823	68.6
3. UNC Greensboro	11	768	69.8
4. ETSU	12	852	71.0
5. Mercer	11	846	76.9
6. Chattanooga	12	929	77.4
7. Samford	12	968	80.7
8. Western Carolina	12	975	81.2
9. VMI	11	933	84.8
10. The Citadel	11	962	87.5

SCORING MARGIN	G	Offense	Defense	Margin
1. Wofford	12	83.7	68.6	+15.1
2. ETSU	12	79.9	71.0	+8.9
3. UNC Greensboro	11	77.6	69.8	+7.8
4. Furman	12	74.6	68.1	+6.5
5. Samford	12	80.0	80.7	-0.7
6. Mercer	11	74.1	76.9	-2.8
7. Chattanooga	12	73.5	77.4	-3.9
8. Western Carolina	12	74.8	81.2	-6.5
9. VMI	11	72.1	84.8	-12.7
10. The Citadel	11	74.0	87.5	-13.5

FREE THROW PCT	G	FTM	FTA	Pct.
1. Samford	12	174	235	.740
2. Mercer	11	171	236	.725
3. VMI	11	138	192	.719
4. Furman	12	133	188	.707
5. The Citadel	11	116	164	.707
6. UNC Greensboro	11	158	224	.705
7. Western Carolina	12	172	244	.705
8. Chattanooga	12	131	187	.701
9. Wofford	12	149	213	.700
10. ETSU	12	124	191	.649

FIELD GOAL PERCENTAGE	G	FGM	FGA	Pct.
1. Wofford	12	363	713	.509
2. Samford	12	342	701	.488
3. ETSU	12	367	754	.487
4. Western Carolina	12	308	660	.467
5. Chattanooga	12	317	686	.462
6. Mercer	11	281	613	.458
7. Furman	12	322	706	.456
8. UNC Greensboro	11	305	684	.446
9. VMI	11	277	648	.427
10. The Citadel	11	295	722	.409

FIELD GOAL PCT DEFENSE	G	FGM	FGA	Pct.
1. Furman	12	299	715	.418
2. ETSU	12	303	684	.443
3. Wofford	12	290	653	.444
4. UNC Greensboro	11	268	590	.454
5. Samford	12	344	756	.455
6. Mercer	11	295	642	.460
7. Chattanooga	12	343	726	.472
8. Western Carolina	12	354	736	.481
9. The Citadel	11	341	697	.489
10. VMI	11	340	688	.494

3-POINT FG PCT	G	3FGM	3FGA	Pct.
1. Wofford	12	129	300	.430
2. Samford	12	102	248	.411
3. Chattanooga	12	117	301	.389
4. Western Carolina	12	109	287	.380
5. ETSU	12	101	267	.378
6. VMI	11	101	287	.352
7. Mercer	11	82	236	.347
8. Furman	12	118	347	.340
9. UNC Greensboro	11	86	255	.337
10. The Citadel	11	108	370	.292

3-POINT FG PCT DEFENSE	G	3FGM	3FGA	Pct.
1. Furman	12	89	294	.303
2. Western Carolina	12	97	297	.327
3. Wofford	12	100	275	.364
4. ETSU	12	105	288	.365
5. VMI	11	104	276	.377
6. Samford	12	130	344	.378
7. The Citadel	11	133	351	.379
8. UNC Greensboro	11	80	211	.379
9. Chattanooga	12	98	258	.380
10. Mercer	11	117	304	.385

REBOUNDING OFFENSE	G	Rebounds	Avg/G
1. ETSU	12	464	38.7
2. Western Carolina	12	440	36.7
3. Furman	12	426	35.5
4. UNC Greensboro	11	388	35.3
5. Samford	12	409	34.1
6. The Citadel	11	374	34.0
7. Wofford	12	407	33.9
8. VMI	11	370	33.6
9. Chattanooga	12	381	31.8
10. Mercer	11	347	31.5

REBOUNDING DEFENSE	G	Rebounds	Avg/G
1. Wofford	12	331	27.6
2. ETSU	12	364	30.3
3. Western Carolina	12	388	32.3
4. UNC Greensboro	11	375	34.1
5. Furman	12	416	34.7
6. Samford	12	428	35.7
7. Chattanooga	12	432	36.0
8. Mercer	11	401	36.5
9. VMI	11	415	37.7
10. The Citadel	11	456	41.5

2018-19 Southern Conference
CONFERENCE BASKETBALL STATISTICS
Through games of Feb 08, 2019 (Conference games only)

REBOUNDING MARGIN	G	Team	Avg.	Opp.	Avg.	Margin
1.	ETSU	12	464	38.7	364	30.3 +8.3
2.	Wofford	12	407	33.9	331	27.6 +6.3
3.	Western Carolina	12	440	36.7	388	32.3 +4.3
4.	UNC Greensboro	11	388	35.3	375	34.1 +1.2
5.	Furman	12	426	35.5	416	34.7 +0.8
6.	Samford	12	409	34.1	428	35.7 -1.6
7.	VMI	11	370	33.6	415	37.7 -4.1
8.	Chattanooga	12	381	31.8	432	36.0 -4.2
9.	Mercer	11	347	31.5	401	36.5 -4.9
10.	The Citadel	11	374	34.0	456	41.5 -7.5

BLOCKED SHOTS	G	No.	Avg/G
1.	UNC Greensboro	11	48 4.4
2.	ETSU	12	50 4.2
3.	Samford	12	49 4.1
4.	Furman	12	48 4.0
5.	Wofford	12	37 3.1
6.	The Citadel	11	29 2.6
7.	Chattanooga	12	31 2.6
8.	Western Carolina	12	29 2.4
9.	Mercer	11	25 2.3
10.	VMI	11	21 1.9

ASSISTS	G	No.	Avg/G
1.	ETSU	12	202 16.8
2.	Wofford	12	191 15.9
3.	Samford	12	184 15.3
4.	Furman	12	180 15.0
5.	Chattanooga	12	164 13.7
6.	VMI	11	140 12.7
7.	The Citadel	11	139 12.6
	UNC Greensboro	11	139 12.6
9.	Mercer	11	133 12.1
10.	Western Carolina	12	143 11.9

STEALS	G	No.	Avg/G
1.	UNC Greensboro	11	103 9.4
2.	Furman	12	99 8.3
3.	ETSU	12	94 7.8
4.	Samford	12	89 7.4
5.	The Citadel	11	76 6.9
6.	Mercer	11	72 6.5
7.	Wofford	12	72 6.0
8.	VMI	11	64 5.8
9.	Western Carolina	12	48 4.0
10.	Chattanooga	12	44 3.7

TURNOVER MARGIN	G	Team	Avg.	Opp.	Avg.	Margin
1.	UNC Greensboro	11	129	11.7	194	17.6 +5.9
2.	Wofford	12	131	10.9	165	13.8 +2.8
3.	Mercer	11	135	12.3	148	13.5 +1.2
4.	ETSU	12	153	12.8	164	13.7 +0.9
5.	The Citadel	11	145	13.2	150	13.6 +0.5
6.	Furman	12	164	13.7	167	13.9 +0.2
7.	Samford	12	164	13.7	161	13.4 -0.2
8.	Chattanooga	12	139	11.6	120	10.0 -1.6
9.	VMI	11	153	13.9	132	12.0 -1.9
10.	Western Carolina	12	208	17.3	120	10.0 -7.3

ASSIST/TURNOVER RATIO	G	Ast.	Avg.	T/O	Avg.	Ratio
1.	Wofford	12	191	15.9	131	10.9 1.5
2.	ETSU	12	202	16.8	153	12.8 1.3
3.	Chattanooga	12	164	13.7	139	11.6 1.2
4.	Samford	12	184	15.3	164	13.7 1.1
5.	Furman	12	180	15.0	164	13.7 1.1
6.	UNC Greensboro	11	139	12.6	129	11.7 1.1
7.	Mercer	11	133	12.1	135	12.3 1.0
8.	The Citadel	11	139	12.6	145	13.2 1.0
9.	VMI	11	140	12.7	153	13.9 0.9
10.	Western Carolina	12	143	11.9	208	17.3 0.7

OFFENSIVE REBOUNDS	G	No.	Avg/G
1.	ETSU	12	155 12.9
2.	UNC Greensboro	11	136 12.4
3.	Western Carolina	12	126 10.5
	Wofford	12	126 10.5
5.	The Citadel	11	112 10.2
6.	Furman	12	120 10.0
7.	Mercer	11	104 9.5
8.	Samford	12	103 8.6
9.	VMI	11	94 8.5
10.	Chattanooga	12	94 7.8

DEFENSIVE REBOUNDS	G	No.	Avg/G
1.	Western Carolina	12	314 26.2
2.	ETSU	12	309 25.8
3.	Samford	12	306 25.5
	Furman	12	306 25.5
5.	VMI	11	276 25.1
6.	Chattanooga	12	287 23.9
7.	The Citadel	11	262 23.8
8.	Wofford	12	281 23.4
9.	UNC Greensboro	11	252 22.9
10.	Mercer	11	243 22.1

DEFENSIVE REB PCT.	G	D-Reb	Opp. OR	D-Reb%
1.	ETSU	12	309	99 .757
2.	Wofford	12	281	97 .743
3.	Western Carolina	12	314	121 .722
4.	VMI	11	276	107 .721
5.	Furman	12	306	126 .708
6.	UNC Greensboro	11	252	104 .708
7.	Chattanooga	12	287	120 .705
8.	Samford	12	306	136 .692
9.	The Citadel	11	262	122 .682
10.	Mercer	11	243	138 .638

OFFENSIVE REB PCT.	G	O-Reb	Opp. DR	O-Reb%
1.	ETSU	12	155	265 .369
2.	Wofford	12	126	234 .350
3.	UNC Greensboro	11	136	271 .334
4.	Western Carolina	12	126	267 .321
5.	Furman	12	120	290 .293
6.	Mercer	11	104	263 .283
7.	Samford	12	103	292 .261
8.	The Citadel	11	112	334 .251
9.	VMI	11	94	308 .234
10.	Chattanooga	12	94	312 .232

2018-19 Southern Conference
CONFERENCE BASKETBALL STATISTICS
Through games of Feb 08, 2019 (Conference games only)

3-POINT FG MADE	G	No.	Avg/G
1. Wofford	12	129	10.8
2. Furman	12	118	9.8
3. The Citadel	11	108	9.8
4. Chattanooga	12	117	9.8
5. VMI	11	101	9.2
6. Western Carolina	12	109	9.1
7. Samford	12	102	8.5
8. ETSU	12	101	8.4
9. UNC Greensboro	11	86	7.8
10. Mercer	11	82	7.5

2018-19 Southern Conference
CONFERENCE BASKETBALL STATISTICS
Through games of Feb 08, 2019 (Conference games only)

Team	Conference	Pct.	PF	PA	Overall	Pct.	PF	PA	Current unbeaten streak
Wofford	12-0	1.000	83.7	68.6	12-0	1.000	83.7	68.6	Wofford -- 12
UNC Greensboro	10-1	.909	77.6	69.8	10-1	.909	77.6	69.8	UNC Greensboro -- 7
ETSU	9-3	.750	79.9	71.0	9-3	.750	79.9	71.0	Furman -- 3
Furman	8-4	.667	74.6	68.1	8-4	.667	74.6	68.1	Chattanooga -- 1
Chattanooga	6-6	.500	73.5	77.4	6-6	.500	73.5	77.4	
Samford	4-8	.333	80.0	80.7	4-8	.333	80.0	80.7	
Mercer	3-8	.273	74.1	76.9	3-8	.273	74.1	76.9	
Western Carolina	3-9	.250	74.8	81.2	3-9	.250	74.8	81.2	
The Citadel	2-9	.182	74.0	87.5	2-9	.182	74.0	87.5	
VMI	1-10	.091	72.1	84.8	1-10	.091	72.1	84.8	

TEAM SUMMARIES	G	PF-PA	Avg score	Margin	FG-FGA	Pct.	3FG-FGA	Pct.	FT-FTA	Pct.	RebF	RebA	Margin
Chattanooga	12	882-929	73.5-77.4	-3.9	317-686	.462	117-301	.389	131-187	.701	381	432	-4.2
ETSU	12	959-852	79.9-71.0	+8.9	367-754	.487	101-267	.378	124-191	.649	464	364	+8.3
Furman	12	895-817	74.6-68.1	+6.5	322-706	.456	118-347	.340	133-188	.707	426	416	+0.8
Mercer	11	815-846	74.1-76.9	-2.8	281-613	.458	82-236	.347	171-236	.725	347	401	-4.9
Samford	12	960-968	80.0-80.7	-0.7	342-701	.488	102-248	.411	174-235	.740	409	428	-1.6
The Citadel	11	814-962	74.0-87.5	-13.5	295-722	.409	108-370	.292	116-164	.707	374	456	-7.5
UNC Greensboro	11	854-768	77.6-69.8	+7.8	305-684	.446	86-255	.337	158-224	.705	388	375	+1.2
VMI	11	793-933	72.1-84.8	-12.7	277-648	.427	101-287	.352	138-192	.719	370	415	-4.1
Western Carolina	12	897-975	74.8-81.2	-6.5	308-660	.467	109-287	.380	172-244	.705	440	388	+4.3
Wofford	12	1004-823	83.7-68.6	+15.1	363-713	.509	129-300	.430	149-213	.700	407	331	+6.3

ATTENDANCE	Home	Average	Away	Average	Neutral	Average	Total	Average
Chattanooga	6-22651	3775	6-14305	2384	0-0	0	12-36956	3080
ETSU	6-30665	5111	6-14129	2355	0-0	0	12-44794	3733
Furman	5-10276	2055	7-19557	2794	0-0	0	12-29833	2486
Mercer	5-13668	2734	6-10359	1726	0-0	0	11-24027	2184
Samford	6-6572	1095	6-16701	2784	0-0	0	12-23273	1939
The Citadel	6-9559	1593	5-16617	3323	0-0	0	11-26176	2380
UNC Greensboro	7-18676	2668	4-9502	2376	0-0	0	11-28178	2562
VMI	5-5157	1031	6-16200	2700	0-0	0	11-21357	1942
Western Carolina	6-10404	1734	6-12794	2132	0-0	0	12-23198	1933
Wofford	6-16905	2818	6-14369	2395	0-0	0	12-31274	2606
Totals	58-144533	2492	58-144533	2492	0-0	0	116-289066	2492

2018-19 Southern Conference
INDIVIDUAL BASKETBALL STATISTICS
Through games of Feb 08, 2019 (Conference games only)

To be ranked, a player must appear in at least 75.0% of their team's games.

SCORING							REBOUNDING							
	Cl	G	FG	3FG	FT	Pts	Avg/G		Cl	G	Off	Def	Total	Avg/G
1. Fletcher Magee-WOF	Sr	12	79	56	48	262	21.8	1. Carlos Dotson-WCU	Jr	11	42	81	123	11.2
2. Ross Cummings-MER	So	11	67	42	54	230	20.9	2. Jeromy Rodriguez-ETSU	Jr	12	43	88	131	10.9
3. Lew Stallworth-CIT	Sr	11	88	12	28	216	19.6	3. Matt Rafferty-FUR	Sr	12	34	80	114	9.5
4. Bubba Parham-VMI	So	11	63	31	45	202	18.4	4. Mladen Armus-ETSU	So	12	30	71	101	8.4
5. Matt Rafferty-FUR	Sr	12	75	4	57	211	17.6	5. Ruben Guerrero-SAM	Sr	12	32	62	94	7.8
6. Isaiah Miller-UNCG	So	11	78	12	22	190	17.3	6. Keve Aluma-WOF	So	12	37	56	93	7.8
7. Josh Sharkey-SAM	Jr	12	74	11	48	207	17.3	7. Zane Najdawi-CIT	Sr	11	24	60	84	7.6
8. Jordan Lyons-FUR	Jr	12	70	35	17	192	16.0	8. James Dickey-UNCG	Jr	9	24	43	67	7.4
9. Kevin Easley-UTC	Fr	12	69	25	28	191	15.9	9. Robert Allen-SAM	Fr	12	23	66	89	7.4
10. Carlos Dotson-WCU	Jr	11	69	0	28	166	15.1	10. Garrett Gilkeson-VMI	Jr	11	20	60	80	7.3
Francis Alonso-UNCG	Sr	11	49	24	44	166	15.1	11. Cameron Jackson-WOF	Sr	12	31	55	86	7.2
12. Onno Steger-WCU	Jr	12	53	29	44	179	14.9	12. Kevin Easley-UTC	Fr	12	20	61	81	6.8
Cameron Jackson-WOF	Sr	12	68	3	40	179	14.9	13. Clay Mounce-FUR	So	12	25	53	78	6.5
14. Kameron Gibson-WCU	Fr	12	66	29	15	176	14.7	Onno Steger-WCU	Jr	12	19	59	78	6.5
15. Brandon Austin-SAM	Jr	12	57	35	23	172	14.3	15. Eric Hamilton-UNCG	Jr	11	27	40	67	6.1
16. Zane Najdawi-CIT	Sr	11	57	13	26	153	13.9	16. Ethan Stair-MER	Jr	11	18	42	60	5.5
17. Patrick Good-ETSU	So	12	50	41	25	166	13.8	17. Fardaws Aimaq-MER	Fr	9	20	29	49	5.4
18. Ethan Stair-MER	Jr	11	54	18	22	148	13.5	18. Brandon Austin-SAM	Jr	12	6	56	62	5.2
19. Nathan Hoover-WOF	Jr	12	55	29	21	160	13.3	19. Hayden Brown-CIT	So	9	25	21	46	5.1
20. Donovan Toatley-UTC	Fr	11	46	11	32	135	12.3	20. Lew Stallworth-CIT	Sr	11	4	52	56	5.1
21. Ruben Guerrero-SAM	Sr	12	63	0	21	147	12.3							
22. Myron Gordon-SAM	Jr	12	46	15	39	146	12.2							
23. Robert Allen-SAM	Fr	12	47	13	33	140	11.7							
24. Jeromy Rodriguez-ETSU	Jr	12	58	0	23	139	11.6							
25. Ramon Vila-UTC	So	11	52	2	21	127	11.5							
26. Jaylen Stowe-MER	Sr	11	45	3	30	123	11.2							
27. Garrett Gilkeson-VMI	Jr	11	41	17	22	121	11.0							
28. Myles Lewis-VMI	So	11	49	0	18	116	10.5							
29. Clay Mounce-FUR	So	12	46	16	16	124	10.3							
30. Marcus Thomas-WCU	So	11	38	13	24	113	10.3							

FIELD GOAL PCT						ASSISTS				
	Cl	G	FGM	FGA	Pct.		Cl	G	No.	Avg/G
1. Matt Rafferty-FUR	Sr	12	75	126	.595	1. Josh Sharkey-SAM	Jr	12	114	9.5
2. Carlos Dotson-WCU	Jr	11	69	117	.590	2. Lew Stallworth-CIT	Sr	11	56	5.1
3. Cameron Jackson-WOF	Sr	12	68	116	.586	3. Demetrius Troy-UNCG	Sr	11	49	4.5
4. Ruben Guerrero-SAM	Sr	12	63	111	.568	4. Marcus Cohen-MER	So	10	38	3.8
5. Lew Stallworth-CIT	Sr	11	88	170	.518	5. Matt Rafferty-FUR	Sr	12	45	3.8
6. Isaiah Miller-UNCG	So	11	78	153	.510	6. Bubba Parham-VMI	So	11	41	3.7
7. Ross Cummings-MER	So	11	67	136	.493	7. Alex Hunter-FUR	So	12	41	3.4
8. Kameron Gibson-WCU	Fr	12	66	137	.482	8. Cameron Jackson-WOF	Sr	12	40	3.3
9. Zane Najdawi-CIT	Sr	11	57	121	.471	9. Isaiah Tisdale-ETSU	Jr	12	38	3.2
10. Kevin Easley-UTC	Fr	12	69	149	.463	10. Garrett Gilkeson-VMI	Jr	11	34	3.1
11. Josh Sharkey-SAM	Jr	12	74	163	.454	11. Matt Halvorsen-WCU	So	12	36	3.0
12. Fletcher Magee-WOF	Sr	12	79	183	.432	12. Bo Hodges-ETSU	So	12	34	2.8
13. Jordan Lyons-FUR	Jr	12	70	165	.424	13. Francis Alonso-UNCG	Sr	11	31	2.8
14. Bubba Parham-VMI	So	11	63	150	.420	Donovan Toatley-UTC	Fr	11	31	2.8
						15. Storm Murphy-WOF	So	12	33	2.8

2018-19 Southern Conference
INDIVIDUAL BASKETBALL STATISTICS
Through games of Feb 08, 2019 (Conference games only)

FREE THROW PCT					
	Cl	G	FTM	FTA	Pct.
1. Fletcher Magee-WOF	Sr	12	48	52	.923
2. Matt Halvorsen-WCU	So	12	35	39	.897
3. Ross Cummings-MER	So	11	54	62	.871
4. Onno Steger-WCU	Jr	12	44	51	.863
5. Francis Alonso-UNCG	Sr	11	44	52	.846
6. Myron Gordon-SAM	Jr	12	39	48	.813
7. Matt Rafferty-FUR	Sr	12	57	71	.803
8. Jaylen Stowe-MER	Sr	11	30	38	.789
9. Robert Allen-SAM	Fr	12	33	43	.767
10. Josh Sharkey-SAM	Jr	12	48	63	.762
11. Bubba Parham-VMI	So	11	45	60	.750
12. Lew Stallworth-CIT	Sr	11	28	38	.737
13. Donovann Toatley-UTC	Fr	11	32	47	.681
14. Cameron Jackson-WOF	Sr	12	40	68	.588
15. Carlos Dotson-WCU	Jr	11	28	58	.483

3-POINT FG PCT					
	Cl	G	3FG	FGA	Pct.
1. Kevion Nolan-SAM	So	9	14	24	.583
2. Storm Murphy-WOF	So	12	19	33	.576
3. Ross Cummings-MER	So	11	42	89	.472
4. Nathan Hoover-WOF	Jr	12	29	64	.453
5. Garrett Gilkeson-VMI	Jr	11	17	38	.447
6. Kevin Easley-UTC	Fr	12	25	56	.446
7. Patrick Good-ETSU	So	12	41	94	.436
8. Brandon Austin-SAM	Jr	12	35	82	.427
9. David Jean-Baptiste-UTC	So	11	19	45	.422
10. Fletcher Magee-WOF	Sr	12	56	134	.418
11. Jake Stephens-VMI	Fr	11	21	51	.412
12. Kameron Gibson-WCU	Fr	12	29	72	.403
13. Ethan Stair-MER	Jr	11	18	46	.391
14. Onno Steger-WCU	Jr	12	29	75	.387
15. Andrew Brown-FUR	Sr	11	17	44	.386

BLOCKED SHOTS				
	Cl	G	No.	Avg/G
1. Ruben Guerrero-SAM	Sr	12	31	2.6
2. James Dickey-UNCG	Jr	9	18	2.0
3. Zane Najdawi-CIT	Sr	11	14	1.3
4. Mladen Armus-ETSU	So	12	15	1.3
Cameron Jackson-WOF	Sr	12	15	1.3
6. Clay Mounce-FUR	So	12	13	1.1
7. Lucas N'Guessan-ETSU		11	11	1.0
8. Matt Rafferty-FUR	Sr	12	11	0.9
Keve Aluma-WOF	So	12	11	0.9
10. Ramon Vila-UTC	So	11	10	0.9
Kyrin Galloway-UNCG	Jr	11	10	0.9
12. Fardaws Aimaq-MER	Fr	9	8	0.9
13. Noah Gurley-FUR	Fr	12	10	0.8
14. Carlos Dotson-WCU	Jr	11	9	0.8
Jake Stephens-VMI	Fr	11	9	0.8

STEALS				
	Cl	G	No.	Avg/G
1. Matt Rafferty-FUR	Sr	12	39	3.3
2. Isaiah Miller-UNCG	So	11	33	3.0
3. Josh Sharkey-SAM	Jr	12	35	2.9
4. Ethan Stair-MER	Jr	11	22	2.0
5. James Dickey-UNCG	Jr	9	15	1.7
6. Cameron Jackson-WOF	Sr	12	19	1.6
7. Garrett Gilkeson-VMI	Jr	11	15	1.4
Zane Najdawi-CIT	Sr	11	15	1.4
9. Brandon Austin-SAM	Jr	12	16	1.3
10. Francis Alonso-UNCG	Sr	11	14	1.3
11. Bo Hodges-ETSU	So	12	15	1.3
12. Hayden Brown-CIT	So	9	11	1.2
13. Myles Lewis-VMI	So	11	13	1.2
14. Patrick Good-ETSU	So	12	14	1.2
15. David Jean-Baptiste-UTC	So	11	12	1.1
Demetrius Troy-UNCG	Sr	11	12	1.1
Matt Frierson-CIT	Sr	11	12	1.1

3-POINT FG MADE				
	Cl	G	3FG	Avg/G
1. Fletcher Magee-WOF	Sr	12	56	4.7
2. Ross Cummings-MER	So	11	42	3.8
3. Patrick Good-ETSU	So	12	41	3.4
4. Brandon Austin-SAM	Jr	12	35	2.9
Jordan Lyons-FUR	Jr	12	35	2.9
6. Bubba Parham-VMI	So	11	31	2.8
7. Matt Frierson-CIT	Sr	11	29	2.6
8. Kameron Gibson-WCU	Fr	12	29	2.4
Onno Steger-WCU	Jr	12	29	2.4
Nathan Hoover-WOF	Jr	12	29	2.4
11. Francis Alonso-UNCG	Sr	11	24	2.2
12. Kevin Easley-UTC	Fr	12	25	2.1
13. Matt Halvorsen-WCU	So	12	24	2.0
Tray Boyd III-ETSU	Jr	12	24	2.0
15. Jake Stephens-VMI	Fr	11	21	1.9

ASSIST/TURNOVER RATIO					
	Cl	G	Ast.	T/O	Ratio
1. Isaiah Tisdale-ETSU	Jr	12	38	8	4.8
2. Alex Hunter-FUR	So	12	41	13	3.2
3. Demetrius Troy-UNCG	Sr	11	49	22	2.2
4. Cameron Jackson-WOF	Sr	12	40	21	1.9
5. Matt Rafferty-FUR	Sr	12	45	27	1.7
6. Josh Sharkey-SAM	Jr	12	114	69	1.7
7. Marcus Cohen-MER	So	10	38	26	1.5
8. Lew Stallworth-CIT	Sr	11	56	39	1.4
9. Matt Halvorsen-WCU	So	12	36	27	1.3
10. Garrett Gilkeson-VMI	Jr	11	34	26	1.3
11. Bubba Parham-VMI	So	11	41	36	1.1

2018-19 Southern Conference
INDIVIDUAL BASKETBALL STATISTICS
Through games of Feb 08, 2019 (Conference games only)

OFFENSIVE REBOUNDS	Cl	G	No.	Avg/G
1. Carlos Dotson-WCU	Jr	11	42	3.8
2. Jeromy Rodriguez-ETSU	Jr	12	43	3.6
3. Keve Aluma-WOF	So	12	37	3.1
4. Matt Rafferty-FUR	Sr	12	34	2.8
5. Hayden Brown-CIT	So	9	25	2.8
6. Ruben Guerrero-SAM	Sr	12	32	2.7
James Dickey-UNCG	Jr	9	24	2.7
8. Cameron Jackson-WOF	Sr	12	31	2.6
9. Mladen Armus-ETSU	So	12	30	2.5
10. Eric Hamilton-UNCG	Jr	11	27	2.5
11. Fardaws Aimaq-MER	Fr	9	20	2.2
12. Zane Najdawi-CIT	Sr	11	24	2.2
13. Clay Mounce-FUR	So	12	25	2.1
14. Chevez Goodwin-WOF	So	12	24	2.0
15. Robert Allen-SAM	Fr	12	23	1.9

DEFENSIVE REBOUNDS	Cl	G	No.	Avg/G
1. Carlos Dotson-WCU	Jr	11	81	7.4
2. Jeromy Rodriguez-ETSU	Jr	12	88	7.3
3. Matt Rafferty-FUR	Sr	12	80	6.7
4. Mladen Armus-ETSU	So	12	71	5.9
5. Robert Allen-SAM	Fr	12	66	5.5
6. Garrett Gilkeson-VMI	Jr	11	60	5.5
Zane Najdawi-CIT	Sr	11	60	5.5
8. Ruben Guerrero-SAM	Sr	12	62	5.2
9. Kevin Easley-UTC	Fr	12	61	5.1
10. Onno Steger-WCU	Jr	12	59	4.9
11. James Dickey-UNCG	Jr	9	43	4.8
12. Lew Stallworth-CIT	Sr	11	52	4.7
13. Brandon Austin-SAM	Jr	12	56	4.7
Keve Aluma-WOF	So	12	56	4.7
15. Cameron Jackson-WOF	Sr	12	55	4.6

MINUTES PLAYED	Cl	G	No.	Avg/G
1. Josh Sharkey-SAM	Jr	12	439	36.6
2. Ross Cummings-MER	So	11	400	36.4
3. Matt Halvorsen-WCU	So	12	436	36.3
4. Ethan Stair-MER	Jr	11	394	35.8
5. Bubba Parham-VMI	So	11	384	34.9
6. Matt Rafferty-FUR	Sr	12	415	34.6
7. Lew Stallworth-CIT	Sr	11	374	34.0
8. Fletcher Magee-WOF	Sr	12	407	33.9
9. Alex Hunter-FUR	So	12	405	33.8
10. Garrett Gilkeson-VMI	Jr	11	368	33.5

2018-19 Southern Conference
Conference Team Highs
Through games of Feb 08, 2019 (Conference games only)

TEAM HIGHS (highest totals made by)

Points	112	Wofford vs The Citadel (01/03/19)
	107	Wofford vs Samford (01/24/19)
	106	Samford at Wofford (01/24/19)
	105	Western Carolina at Chattanooga (01/31/19)
	101	Furman vs The Citadel (01/05/19)
Margin	38 (99-61)	Wofford at The Citadel (02/02/19)
	32 (89-57)	Furman at VMI (01/10/19)
	31 (112-81)	Wofford vs The Citadel (01/03/19)
	29 (72-43)	Wofford at UNC Greensboro (01/10/19)
	28 (96-68)	Samford vs VMI (12/29/18)
Field goals made	43	Wofford vs The Citadel (01/03/19)
	41	Wofford vs Samford (01/24/19)
	40	ETSU at The Citadel (01/10/19)
	38	Samford at Wofford (01/24/19)
	37	Furman vs The Citadel (01/05/19)
Field goal attempts	80	Western Carolina at Furman (12/01/18)
	79	Furman vs The Citadel (01/05/19)
	79	The Citadel vs Western Carolina (01/12/19)
	75	The Citadel vs ETSU (01/10/19)
	74	The Citadel at Samford (01/17/19)
Field goal percentage	.672 (43-64)	Wofford vs The Citadel (01/03/19)
	.667 (38-57)	Samford at Wofford (01/24/19)
	.610 (36-59)	ETSU vs Chattanooga (01/05/19)
	.603 (35-58)	Samford vs Western Carolina (02/02/19)
	.600 (30-50)	ETSU vs Furman (12/29/18)
3-Pt FG made	20	Wofford at The Citadel (02/02/19)
	17	The Citadel at Samford (01/17/19)
	17	Wofford vs Samford (01/24/19)
	15	Wofford vs The Citadel (01/03/19)
	15	Furman at VMI (01/10/19)
3-Pt FG attempts	46	The Citadel at Samford (01/17/19)
	43	The Citadel at Furman (01/05/19)
	43	The Citadel vs Western Carolina (01/12/19)
	40	Furman at The Citadel (01/31/19)
	38	Furman vs The Citadel (01/05/19)
3-Pt percentage	.733 (11-15)	Samford at Wofford (01/24/19)
	.606 (20-33)	Wofford at The Citadel (02/02/19)
	.577 (15-26)	Wofford vs The Citadel (01/03/19)
	.560 (14-25)	Western Carolina at Chattanooga (01/31/19)
	.556 (10-18)	Furman at UNC Greensboro (01/12/19)
Free throws made	29	Mercer at UNC Greensboro (01/26/19)
	27	UNC Greensboro at Samford (12/22/18)
	27	Mercer at Samford (01/19/19)
	25	VMI at The Citadel (01/26/19)
	25	Western Carolina at Chattanooga (01/31/19)
Free throw attempts	36	UNC Greensboro at Samford (12/22/18)
	35	Mercer at Samford (01/19/19)
	33	Mercer at UNC Greensboro (01/26/19)
	32	Samford vs UNC Greensboro (12/22/18)
	32	Western Carolina at Chattanooga (01/31/19)
Free throw percentage	.950 (19-20)	Samford at Wofford (01/24/19)
	.941 (16-17)	Furman at VMI (01/10/19)
	.923 (12-13)	ETSU at Chattanooga (02/02/19)
	.917 (11-12)	ETSU at Mercer (01/12/19)

	.909	(20-22)	UNC Greensboro vs Chattanooga (12/29/18)
Rebounds	53		Furman vs Western Carolina (12/01/18)
	53		Furman vs The Citadel (01/05/19)
	50		ETSU at The Citadel (01/10/19)
	50		Western Carolina at The Citadel (01/12/19)
	50		ETSU at Mercer (01/12/19)
Assists	24		Wofford vs The Citadel (01/03/19)
	24		ETSU at The Citadel (01/10/19)
	23		Wofford at The Citadel (02/02/19)
	22		ETSU vs Chattanooga (01/05/19)
	22		Wofford vs Samford (01/24/19)
Steals	15		The Citadel vs Western Carolina (01/12/19)
	14		UNC Greensboro vs Mercer (01/26/19)
	13		UNC Greensboro vs Samford (02/07/19)
	12		UNC Greensboro at ETSU (01/19/19)
	12		Furman vs Chattanooga (01/24/19)
	12		ETSU at Western Carolina (01/26/19)
Blocked shots	9		UNC Greensboro vs Mercer (01/26/19)
	9		Samford vs ETSU (01/31/19)
	8		Furman vs Western Carolina (12/01/18)
	8		ETSU vs UNC Greensboro (01/19/19)
	7		ETSU at The Citadel (01/10/19)
	7		UNC Greensboro vs Furman (01/12/19)
	7		The Citadel at Samford (01/17/19)
	7		Furman at Western Carolina (02/07/19)
Turnovers	29		Western Carolina at The Citadel (01/12/19)
	24		Mercer at UNC Greensboro (01/26/19)
	22		VMI vs Wofford (01/12/19)
	22		Samford at UNC Greensboro (02/07/19)
	22		Western Carolina vs Furman (02/07/19)
Fouls	26		Western Carolina at The Citadel (01/12/19)
	26		Chattanooga vs Western Carolina (01/31/19)
	25		UNC Greensboro vs Chattanooga (12/29/18)
	25		Samford vs Mercer (01/19/19)
	25		UNC Greensboro vs Mercer (01/26/19)

2018-19 Southern Conference
Conference Individual Highs
Through games of Feb 08, 2019 (Conference games only)

INDIVIDUAL PLAYER GAME HIGHS

Points	36		Ross Cummings (Mercer) vs Western Carolina (01/10/19)
	35		Patrick Good (ETSU) at Western Carolina (01/26/19)
	33		Bubba Parham (VMI) vs Western Carolina (01/19/19)
	32		Lew Stallworth (The Citadel) vs Western Carolina (01/12/19)
	32		Ross Cummings (Mercer) at Samford (01/19/19)
	32		Marcus Thomas (Western Carolina) at Chattanooga (01/31/19)
	32		Fletcher Magee (Wofford) at ETSU (02/07/19)
Field goals made	12		Carlos Dotson (Western Carolina) at Furman (12/01/18)
	12		Ross Cummings (Mercer) vs Western Carolina (01/10/19)
	12		Lew Stallworth (The Citadel) vs Western Carolina (01/12/19)
	12		Patrick Good (ETSU) at Western Carolina (01/26/19)
	12		Marcus Thomas (Western Carolina) at Chattanooga (01/31/19)
Field goal attempts	26		Jordan Lyons (Furman) vs Western Carolina (12/01/18)
	24		Fletcher Magee (Wofford) vs Samford (01/24/19)
	21		Tray Boyd III (ETSU) vs Samford (01/03/19)
	21		Francis Alonso (UNC Greensboro) at Western Carolina (01/17/19)
	21		Bubba Parham (VMI) vs Western Carolina (01/19/19)
Field goal percentage	.818	(9-11)	Myron Gordon (Samford) vs Western Carolina (02/02/19)
	.800	(8-10)	Isaiah Miller (UNC Greensboro) at Samford (12/22/18)
	.800	(8-10)	Jeromy Rodriguez (ETSU) vs Furman (12/29/18)
	.800	(8-10)	Ramon Vila (Chattanooga) vs Samford (01/12/19)
	.800	(8-10)	Carlos Dotson (Western Carolina) vs UNC Greensboro (01/17/19)
	.800	(8-10)	Ruben Guerrero (Samford) at Wofford (01/24/19)
3-Pt FG made	11		Patrick Good (ETSU) at Western Carolina (01/26/19)
	8		Matt Frierson (The Citadel) at Samford (01/17/19)
	7		Ross Cummings (Mercer) vs Western Carolina (01/10/19)
	7		Fletcher Magee (Wofford) vs Samford (01/24/19)
	7		Fletcher Magee (Wofford) at ETSU (02/07/19)
3-Pt FG attempts	19		Fletcher Magee (Wofford) vs Samford (01/24/19)
	17		Jordan Lyons (Furman) vs Western Carolina (12/01/18)
	17		Patrick Good (ETSU) at Western Carolina (01/26/19)
	15		Matt Frierson (The Citadel) at Samford (01/17/19)
	15		Matt Frierson (The Citadel) at UNC Greensboro (01/24/19)
	15		Fletcher Magee (Wofford) at ETSU (02/07/19)
3-Pt percentage	1.000	(5-5)	Kevin Easley (Chattanooga) at Western Carolina (01/03/19)
	.857	(6-7)	Marcus Thomas (Western Carolina) at Chattanooga (01/31/19)
	.833	(5-6)	Kevion Nolan (Samford) vs VMI (12/29/18)
	.833	(5-6)	Ross Cummings (Mercer) at Chattanooga (01/17/19)
	.833	(5-6)	Angelo Allegri (UNC Greensboro) at ETSU (01/19/19)
	.833	(5-6)	Kameron Gibson (Western Carolina) vs ETSU (01/26/19)
Free throws made	17		Francis Alonso (UNC Greensboro) at Samford (12/22/18)
	14		Onno Steger (Western Carolina) at Chattanooga (01/31/19)
	12		Ross Cummings (Mercer) at Samford (01/19/19)
	11		Bubba Parham (VMI) at The Citadel (01/26/19)
	11		Donovann Toatley (Chattanooga) vs Western Carolina (01/31/19)
Free throw attempts	21		Francis Alonso (UNC Greensboro) at Samford (12/22/18)
	15		Onno Steger (Western Carolina) at Chattanooga (01/31/19)
	12		Ross Cummings (Mercer) at Samford (01/19/19)
	12		Bubba Parham (VMI) at The Citadel (01/26/19)
	12		Donovann Toatley (Chattanooga) vs Western Carolina (01/31/19)
	12		Cameron Jackson (Wofford) at ETSU (02/07/19)
Free throw percentage	1.000	(12-12)	Ross Cummings (Mercer) at Samford (01/19/19)
	1.000	(10-10)	Matt Rafferty (Furman) at UNC Greensboro (01/12/19)
	1.000	(8-8)	Matt Halvorsen (Western Carolina) vs Chattanooga (01/03/19)
	1.000	(8-8)	Ross Cummings (Mercer) at UNC Greensboro (01/26/19)

	1.000	(8-8)	Fletcher Magee (Wofford) at The Citadel (02/02/19)
Rebounds	19		Jeromy Rodriguez (ETSU) vs Samford (01/03/19)
	18		Jeromy Rodriguez (ETSU) at Mercer (01/12/19)
	17		Mladen Armus (ETSU) vs Samford (01/03/19)
	17		Jeromy Rodriguez (ETSU) vs Wofford (02/07/19)
	15		Matt Rafferty (Furman) vs Western Carolina (12/01/18)
	15		Carlos Dotson (Western Carolina) vs Samford (01/05/19)
	15		James Dickey (UNC Greensboro) vs The Citadel (01/24/19)
Assists	16		Josh Sharkey (Samford) at Wofford (01/24/19)
	14		Josh Sharkey (Samford) at ETSU (01/03/19)
	12		Josh Sharkey (Samford) at Furman (01/26/19)
	12		Josh Sharkey (Samford) vs Western Carolina (02/02/19)
	10		Alex Hunter (Furman) vs Western Carolina (12/01/18)
	10		Josh Sharkey (Samford) vs Mercer (01/19/19)
Steals	7		Matt Rafferty (Furman) at VMI (01/10/19)
	6		Josh Sharkey (Samford) vs UNC Greensboro (12/22/18)
	6		Isaiah Miller (UNC Greensboro) vs Chattanooga (12/29/18)
	6		Isaiah Miller (UNC Greensboro) at ETSU (01/19/19)
	6		Matt Rafferty (Furman) vs Chattanooga (01/24/19)
Blocked shots	8		Ruben Guerrero (Samford) vs ETSU (01/31/19)
	4		Matt Rafferty (Furman) vs Western Carolina (12/01/18)
	4		Ruben Guerrero (Samford) vs VMI (12/29/18)
	4		James Dickey (UNC Greensboro) vs Furman (01/12/19)
	4		James Dickey (UNC Greensboro) at ETSU (01/19/19)
	4		Fardaws Aimaq (Mercer) at Samford (01/19/19)
Turnovers	11		Josh Sharkey (Samford) at UNC Greensboro (02/07/19)
	8		Josh Sharkey (Samford) at ETSU (01/03/19)
	8		Josh Sharkey (Samford) at Wofford (01/24/19)
	8		Zane Najdawi (The Citadel) vs Furman (01/31/19)
	8		Josh Sharkey (Samford) vs ETSU (01/31/19)