

# 2018-2019

# Southern Conference Men's Basketball



#SoConHoops

702 North Pine Street, Spartanburg, SC 29303 • 864-591-5100 • Fax: 864-591-3448

Phil Perry, Assistant Commissioner for Media Relations (MBK contact)

facebook.com/SouthernConference • twitter.com/SoConSports • instagram.com/SouthernConference

## 2018-19 SOUTHERN CONFERENCE BASKETBALL STANDINGS

	Conference					Overall					
	W-L	Pct.	H	A	ST	W-L	Pct.	H	A	N	ST
Wofford	13-0	1.000	7-0	6-0	W13	21-4	.840	13-1	8-3	0-0	W12
UNCG	11-1	.917	6-1	5-0	W8	22-3	.880	12-1	9-2	1-0	W8
Furman	9-4	.692	5-1	4-3	W4	20-5	.800	11-1	9-4	0-0	W4
ETSU	9-4	.692	4-2	5-2	L2	19-7	.731	10-2	8-5	1-0	L2
Chattanooga	6-7	.462	4-3	2-4	L1	11-15	.423	8-4	3-9	0-2	L1
Samford	5-8	.385	3-3	2-5	W1	15-11	.577	10-4	5-7	0-0	W1
The Citadel	3-9	.250	2-4	1-5	W1	11-12	.478	7-5	4-7	0-0	W1
Mercer	3-9	.250	2-4	1-5	L4	8-16	.333	7-5	1-10	0-1	L4
Western Carolina	3-10	.231	1-5	2-5	L3	6-20	.231	3-6	3-12	0-2	L3
VMI	1-11	.083	1-5	0-6	L5	7-17	.292	6-6	1-11	0-0	L5

## UPCOMING SCHEDULE (ALL TIMES EASTERN)

### Feb. 14 (Thursday)

*The Citadel at ETSU, 7 p.m.	ESPN3
*Mercer at Western Carolina, 7 p.m.	ESPN+
*VMI at Wofford, 7 p.m.	ESPN+
*UNCG at Furman, 7:30 p.m.	ESPN+

### Feb. 16 (Saturday)

*The Citadel at Western Carolina, 2 p.m.	ESPN+
*Mercer at ETSU, 4 p.m.	ESPN3
*VMI at Furman, 4:30 p.m.	ESPN3
*Chattanooga at Samford, 5 p.m.	ESPN+
*UNCG at Wofford, 7 p.m.	Nexstar/ESPN+

### Nexstar affiliates for Feb. 16:

WYCW (Greenville/Spartanburg/Asheville)  
WCBD (Charleston)  
WWCW (Lynchburg)

### Feb. 21 (Thursday)

*Chattanooga at The Citadel, 7 p.m.	ESPN3
*ETSU at VMI, 7 p.m.	ESPN+
*Samford at Mercer, 7 p.m.	ESPN+
*Western Carolina at UNCG, 7 p.m.	ESPN+

### Feb. 23 (Saturday)

*Samford at The Citadel, 1 p.m.	Nexstar/ESPN3
*Wofford at Furman, 4 p.m.	ESPN3
*Chattanooga at Mercer, 4 p.m.	ESPN3
*VMI at Western Carolina, 7:30 p.m.	ESPN3

### Nexstar affiliates for Feb. 23:

WYCW (Greenville/Spartanburg/Asheville)  
WJHL (Johnson City)  
WCBD (Charleston)

## SOCON PLAYER OF THE WEEK (2/12)

### Fletcher Magee, Sr., G Wofford

Magee averaged 31 points and shot 57.1 percent from the floor in leading the Terriers to wins against ETSU and Western Carolina.

On Thursday against ETSU, which entered the contest ranked No. 8 in the Collegelsider.com Mid-Major Top 25, Magee scored a season-high 32 points, going 7-for-15 from 3-point range as the Terriers handed the Bucs just their second home loss of the season, 78-76 in overtime. Magee, who scored 11 of the Terriers' 14 points in the extra period, moved into third in NCAA Division I history in career 3s in the contest.

Two days later, Magee scored 30 points in an 83-56 win over Western Carolina, going 11-for-15 (.733) from the floor and shooting a blistering 8-for-11 (.727) from 3-point range, pushing his career total to 460 career 3s and passing former Duke star J.J. Redick for second all-time in Division I. The 30 points ran Magee's career total to 2,306, seven points clear of Furman's Jonathan Moore (1976-80) for 10th in SoCon history and three points back of West Virginia legend Jerry West (1957-60) on the SoCon scoring list.



## CONFERENCE NEWS AND NOTES

• Thursday's Southern Conference schedule features second-place UNCG visiting third-place Furman in a battle of top-15 teams in the Collegelsider.com Mid-Major Top 25.

• The SoCon continues to have four teams in the mid-major poll, the most of any conference. Wofford leads the way at No. 2, followed immediately by UNCG at No. 3. Furman jumped 10 spots to No. 14 after Saturday's win over ETSU, which dropped seven spots to No. 15.

• Wofford continues to receive votes in both the Associated Press Top 25 and USA Today Coaches Top 25, while Furman is receiving votes in the coaches' poll.

• Furman topped ETSU 91-61 Saturday to move to 20-5, matching the 1952-53 team as the fastest in school history to reach 20 wins. Senior Matt Rafferty scored a team-high 19 points in the win, adding three steals to push his total to a school-record 67 on the season.

• UNCG has a daunting week ahead with a road date at league-leading Wofford on Saturday following Thursday's tilt at Furman. The Spartans' Isaiah Miller scored 22 points in a 75-67 win over Samford on Thursday before netting 21 in a 78-63 win over Chattanooga on Saturday.

• ETSU, which has lost two straight at Freedom Hall after opening the season with 10 consecutive home wins, hosts The Citadel on Thursday as it tries to reach the 20-win mark. With a win, ETSU would become the first SoCon squad to post four consecutive 20-win seasons since Davidson turned in five straight from 2004-09. The Bucs' next win will also give the SoCon four teams with 20 wins for the third straight season.

• Wofford senior Fletcher Magee made moves in the NCAA and SoCon record books in Saturday's 83-56 win over Western Carolina. With eight 3-pointers, he moved into second in NCAA Division I history with 460 for his career. Magee scored 30 points in the contest, moving into 10th in SoCon history with 2,306 for his career (more details on page 5 of notes).

• UNCG and Wofford each continued its school-record start Saturday. The Spartans, winners of eight straight, are 22-3 overall on the season and off to their best SoCon start at 11-1. The Terriers are 21-4 on the season, including a perfect 13-0 in SoCon action, and have won 12 straight overall. UNCG has reached 20 wins for a school-record three straight seasons, while Wofford has now done it in two consecutive seasons.

• The Citadel completed the season sweep of Mercer on Saturday, getting 27 points from Lew Stallworth in a 67-61 win in Macon, Georgia. The Bears' Ethan Stair scored a career-high 19 points in the loss.

• On Feb. 7, VMI announced that it had extended head coach Dan Earl's contract through the 2021-22 season. Earl is in his fourth season at the helm for the Keydets.

For additional notes, see page 2

## CONFERENCE NEWS AND NOTES

• Wofford's 13 consecutive SoCon regular-season wins are tied with last season's ETSU squad for the seventh-best streak in league history.

• Chattanooga's Kevin Easley is 15 points shy of Keith Parker's (1977-78) UTC freshman record of 398. Easley's already topped the rebounding (166) and 3-pointers made (46) marks. He is the top-scoring freshman in the league at 14.7 points per game.

• Mercer junior guard Ross Cummings is the only player in the SoCon to rank in the 10 in the league in field-goal percentage (.435/9th), free-throw percentage (.832/5th) and 3-point field-goal percentage (.412/10th).

• Samford junior guard Josh Sharkey had three steals against VMI on Saturday, moving his season total to 72 and breaking his own school single-season record of 71 from two years ago.

• VMI led Samford by 14, 67-53, with 6:32 left to go Saturday but saw the Bulldogs finish regulation on a 17-3 run, including a tying layup by Brandon Austin with 13 seconds left, to force overtime. There, Samford doubled up the Keydets, 14-7, to escape with the improbable road win, 84-77.

• VMI sophomore guard Bubba Parham leads the SoCon in scoring at 20.5 points per game and has scored at least 30 five times this season, needing one more 30-point game to match last season's league leader, Wofford's Fletcher Magee. Magee's six 30-point efforts in 2017-18 were the most in the SoCon since College of Charleston's Andrew Goudelock did it seven times in 2010-11. Parham has scored in double figures in all but two games this season.

• In league games, Wofford's Magee leads the SoCon at 22.5 points per game. Western Carolina's Carlos Dotson leads the league in rebounding in conference games with 10.9 per contest.

• Citadel senior Matt Frierson become the school's career leader in 3-pointers on Jan. 24. With 307 now to his credit, he sits seventh in SoCon history, five back of sixth-place Karl Cochran of Wofford, who hit 312 from 2011-15. Frierson is sixth in Division I this season with 3.78 3-pointers per game.

• Frierson is perfect at the free-throw line this season at 33-for-33 but has not made enough to qualify for the SoCon or NCAA statistical rankings.

• Samford junior guard Josh Sharkey is averaging 7.7 assists per game and has 201 total this season, ranking second in NCAA Division I in both categories. In league games, he's averaging 9.5 per contest, hitting double figures in five of the Bulldogs' 13 games so far. He is just nine assists shy of entering the SoCon's single-season top 10 list.

• Samford's Ruben Guerrero (8.2 rebounds per game, 2.3 blocked shots per game) and Robert Allen (7.7 rbg, 0.8 bpg) are controlling the paint like no other duo in the league, as they are the only teammates in the SoCon to rank in the top 10 in the league in both rebounding and blocked shots. Guerrero ranks fourth in the SoCon in rebounding and first in blocked shots, while Allen ranks sixth and 10th in those categories, respectively.

• UNCG senior guard Francis Alonso has 1,939 career points to his credit. At his current pace of 17.2 points per game, he should reach the 2,000-point milestone in four games.

• Furman senior forward Matt Rafferty has a field-goal percentage of 63.0 percent this season. That mark would rank 10th in a season in SoCon history.

• ETSU leads DI in rebounding margin at +12.1 per game and total rebounds at 1,072. Since 1984-85, just one SoCon team has posted a double-digit rebounding margin for a season, when Chattanooga posted a +10.8 differential in 2004-05.

• ETSU redshirt junior forward Jeremy Rodriguez is fifth in DI with 295 total rebounds and is seventh with 11.3 per game. Rodriguez, who is scoring at a clip of 12.0 points per game, is in position to be the first SoCon player to average a double-double for the season since UNCG's Ben Stywall averaged 14.3 points and 10.4 rebounds per game in 2009-10. Rodriguez is 14th in DI with 13 double-doubles so far this season.

• With 134 career victories, UNCG coach Wes Miller is four wins shy of entering the SoCon's career top 25. The Spartans have at least seven more contests on the schedule this season. Wofford coach Mike Young is second in SoCon history with 290 wins.

• With 965 career points to his credit, Wofford junior Nathan Hoover is just 35 points from reaching 1,000 for his career. He is vying to join teammates Fletcher Magee (2,306) and Cameron Jackson (1,267) in the 1,000-point club.

• The Citadel also has a pair of active teammates who have surpassed the 1,000-point plateau in Zane Najdawi (1,510) and Matt Frierson (1,082).

• UNCG's Isaiah Miller leads the SoCon with 2.8 steals per game. The last Spartan to lead the league in steals was Ricky Hickman in 2005-06. Hickman, coincidentally, also averaged 2.8 per game that season.

• Western Carolina junior Onno Steger was named the General Shale Student-Athlete of the Week on Feb. 6. He holds a 3.467 GPA and is a finance and innovation, leadership and entrepreneurship major.

## SoCon PLAYERS OF THE WEEK

Nov. 13..... Josh Sharkey, Jr., G, SAM  
 Nov. 20..... Jordan Lyons, Jr., G, FUR  
 Nov. 27..... Lew Stallworth, Gr., G, CIT  
 Dec. 4..... Lew Stallworth, Gr., G, CIT  
 Dec. 11..... Jeremy Rodriguez, R-Jr., F, ETSU  
 Dec. 18..... Matt Rafferty, Sr., F, FUR  
 Dec. 24..... Francis Alonso, Sr., G, UNCG  
 Dec. 31..... Jeremy Rodriguez, R-Jr., F, ETSU  
 Jan. 8..... Matt Rafferty, Sr., F, FUR  
 Jan. 15..... Ross Cummings, Jr., G, MER  
 Jan. 22..... Kevin Easley, Fr., F, UTC  
 Jan. 29..... Patrick Good, R-So., G, ETSU  
 Feb. 5..... Onno Steger, Jr., F, WCU  
 Feb. 12..... Fletcher Magee, Sr., G, WOF  
 Feb. 19.....  
 Feb. 26.....

## SoCon PLAYERS OF THE MONTH

November..... Matt Rafferty, Sr., F, FUR  
 December..... Cameron Jackson, Sr., F, WOF  
 January..... Fletcher Magee, Sr., G, WOF  
 February.....

## SoCon STUDENT-ATHLETE OF THE WEEK

Jan. 2..... Zane Najdawi, Sr., F, CIT  
 Jan. 9..... Mladen Armus, So., F, ETSU  
 Feb. 6..... Onno Steger, Jr., F, WCU

### Did you know?

• Wofford's Fletcher Magee was named the SoCon player of the month for January. The monthly award was the fourth of Magee's career, which trails only Davidson's Stephen Curry, who earned the honor eight times from 2006-09, and UNCG's Kyle Hines, who was recognized five times from 2004-08. Magee is one of just nine players to have earned multiple monthly honors since the award was introduced in 2004-05.

• Western Carolina's 105 points against Chattanooga on Jan. 31 were its most against a Division I opponent since Feb. 21, 2015, when it fell 113-111 in double overtime to VMI. The 105 points were the Catamounts' most in a regulation game against a DI opponent since a 125-104 win over Marshall on Feb. 5, 1996.

• Samford went 11-for-15 from 3-point range in a 107-106 loss at Wofford on Jan. 24, with its 73.3 percent shooting from long range good for the fifth-best single-game mark in SoCon history.

• UNCG coach Wes Miller became the winningest coach in school history earlier this season, as the Spartans' 85-72 win over Chattanooga on Dec. 29 was the 125th of his career.

• Furman's Matt Rafferty and The Citadel's Matt Frierson both reached 1,000 points for their careers on Jan. 3. They joined The Citadel's Zane Najdawi, UNCG's Francis Alonso and Wofford's Cameron Jackson and Fletcher Magee as active SoCon players with 1,000 or more career points.

• Furman's 12-0 start to the season was the best for a SoCon team since Lefty Driesell's 1963-64 Davidson squad opened 15-0 en route to a 22-4 campaign.

• VMI sophomore guard Bubba Parham scored at least 30 points in four straight contests from Nov. 18-27, making him the first SoCon player to accomplish that feat since Davidson's Stephen Curry did so from Nov. 17-24, 2008.

• Furman's Jordan Lyons' 54 points against North Greenville on Nov. 13 were the most scored by an NCAA Division I player since Jodie Meeks of Kentucky scored 54 in 2009.

## SoCon COACHING RECORDS

Coach, school	Career (yrs.)	School (yrs.)	SoCon (yrs.)
Duggar Baucom, The Citadel	232-254 (16th)	44-76 (4th)	22-62 (5th)
Steve Forbes, ETSU	251-96 (11th)	95-36 (4th)	51-16 (4th)
Bob Richey, Furman	43-16 (2nd)	Same	22-9 (2nd)
Bob Hoffman, Mercer	517-316 (25th)	206-161 (11th)	43-41 (5th)
Wes Miller, UNCG	134-113 (8th)	Same	79-54 (8th)
Scott Padgett, Samford	72-87 (5th)	Same	29-56 (5th)
Lamont Paris, Chattanooga	21-38 (2nd)	Same	9-22 (2nd)
Dan Earl, VMI	31-83 (4th)	Same	12-54 (4th)
Mark Prosser, Western Carolina	11-43 (2nd)	6-20 (1st)	3-10 (1st)
Mike Young, Wofford	290-243 (17th)	Same	170-124 (17th)

# COLLEGEINSIDER.COM MID-MAJOR TOP 25

School (1st-place)	PS	N12	N19	N26	D3	D10	D17	D24	D31	J7	J14	J21	J28	F4	F11
Gonzaga (31)	1	1	1	1	1	1	1	1	1	1	1	1	1	1	1
<b>Wofford</b>	<b>8</b>	<b>5</b>	<b>9</b>	<b>7</b>	<b>5</b>	<b>7</b>	<b>7</b>	<b>11</b>	<b>8</b>	<b>6</b>	<b>3</b>	<b>3</b>	<b>2</b>	<b>2</b>	<b>2</b>
<b>UNC Greensboro</b>	<b>20</b>	<b>19</b>	<b>13</b>	<b>5</b>	<b>6</b>	<b>5</b>	<b>5</b>	<b>5</b>	<b>4</b>	<b>3</b>	<b>10</b>	<b>7</b>	<b>5</b>	<b>3</b>	<b>3</b>
Buffalo	2	2	2	2	2	2	2	2	2	2	2	2	3	4	4
Belmont	17	10	5	3	4	4	4	4	6	8	6	11	6	5	5
Hofstra	-	-	-	-	-	-	-	23	22	13	5	5	4	6	6
Lipscomb	22	22	18	8	7	8	11	9	11	11	11	8	8	7	7
Murray State	18	16	10	11	12	11	10	10	9	4	4	4	7	9	8
UC Irvine	24	23	15	17	18	13	13	14	15	12	7	10	11	10	9
New Mexico State	-	-	-	-	25	25	18	18	14	19	17	16	15	13	10
South Dakota State	5	3	7	10	8	10	14	17	17	21	19	18	13	11	11
Toledo	13	13	-	16	9	6	6	6	3	9	15	15	16	15	12
Vermont	-	-	-	-	-	-	23	-	-	23	14	14	14	14	13
<b>Furman</b>	-	<b>20</b>	<b>6</b>	<b>4</b>	<b>3</b>	<b>3</b>	<b>3</b>	<b>3</b>	<b>5</b>	<b>5</b>	<b>12</b>	<b>19</b>	-	<b>24</b>	<b>14</b>
<b>ETSU</b>	-	-	-	-	-	-	-	-	-	<b>14</b>	<b>8</b>	<b>9</b>	<b>9</b>	<b>8</b>	<b>15</b>
Liberty	-	-	-	-	24	24	17	22	20	17	16	12	12	16	16
Yale	25	25	-	-	-	-	-	-	-	24	21	19	21	17	17
Montana	16	14	19	13	17	19	19	15	13	18	20	22	22	18	18
Stony Brook	-	-	-	25	14	15	15	16	16	15	14	13	17	19	19
Texas State	-	-	-	-	-	20	21	21	24	22	17	18	20	20	20
San Francisco	-	-	-	21	22	17	12	8	10	7	9	6	10	12	21
Charleston	-	24	25	24	13	12	9	7	7	10	13	23	23	22	22
Sam Houston State	-	-	-	-	-	-	-	-	-	-	-	-	-	-	23
Northern Kentucky	-	-	24	-	23	-	-	-	-	-	-	-	20	-	24
Bowling Green	-	-	-	-	-	-	-	-	-	-	-	-	-	23	25
Georgia State	12	15	16	20	-	23	-	-	-	20	18	20	21	17	-
Princeton	-	-	-	-	-	-	-	-	-	-	-	-	-	25	-
Radford	-	-	-	-	16	21	-	-	-	-	-	-	24	-	-
UC Santa Barbara	-	-	-	-	-	-	-	-	-	25	24	25	-	-	-
Jacksonville State	-	-	-	-	-	-	-	-	-	-	25	-	-	-	-
Loyola Marymount	-	-	22	14	11	9	8	12	12	16	21	-	-	-	-
Kent State	-	-	-	-	-	-	20	19	22	-	-	-	-	-	-
NJIT	-	-	-	-	-	25	24	25	23	-	-	-	-	-	-
Ball State	-	-	-	-	-	-	-	-	25	-	-	-	-	-	-
Louisiana	11	12	23	23	19	16	21	19	18	-	-	-	-	-	-
Penn	23	18	21	-	-	20	16	13	23	-	-	-	-	-	-
Drake	-	-	-	-	-	-	25	24	-	-	-	-	-	-	-
BYU	4	4	3	6	15	14	22	-	-	-	-	-	-	-	-
San Diego	-	-	-	-	-	22	24	-	-	-	-	-	-	-	-
Georgia Southern	-	-	17	12	21	18	-	-	-	-	-	-	-	-	-
Loyola Chicago	3	8	8	9	10	-	-	-	-	-	-	-	-	-	-
Illinois State	14	17	14	19	20	-	-	-	-	-	-	-	-	-	-
Saint Mary's	9	7	4	15	-	-	-	-	-	-	-	-	-	-	-
Bradley	-	-	-	18	-	-	-	-	-	-	-	-	-	-	-
Harvard	7	11	12	22	-	-	-	-	-	-	-	-	-	-	-
Northeastern	6	6	11	-	-	-	-	-	-	-	-	-	-	-	-
Southern Illinois	10	9	20	-	-	-	-	-	-	-	-	-	-	-	-
Stephen F. Austin	19	21	-	-	-	-	-	-	-	-	-	-	-	-	-
Rider	15	-	-	-	-	-	-	-	-	-	-	-	-	-	-
Wright State	21	-	-	-	-	-	-	-	-	-	-	-	-	-	-

**Others receiving votes:** Radford 43, Georgia State 39, Northeastern 39, Saint Mary's 34, Kent State 32, BYU 31, Jacksonville State 20, Loyola Chicago 14, UMBC 9, San Diego 6, Princeton 5, Abilene Christian 4, Austin Peay 3, UT Arlington 3, Bucknell 2, Grand Canyon 2, Georgia Southern 1, Presbyterian 1, Wright State 1.

## NATIONAL/REGIONAL RECOGNITION

### Jerry West Shooting Guard of the Year Award

#### Watch list

Fletcher Magee, Wofford, Sr., G

### Lou Henson Award (top DI mid-major player)

#### Initial watch list

Matt Rafferty, Furman, Sr., F  
Francis Alonso, UNCG, Sr., G  
James Dickey, UNCG, Jr., F  
Cameron Jackson, Wofford, R-Sr., F  
Fletcher Magee, Wofford, Sr., G

#### Midseason watch list

Matt Rafferty, Furman, Sr., F  
Francis Alonso, UNCG, Sr., G  
Cameron Jackson, Wofford, R-Sr., F  
Fletcher Magee, Wofford, Sr., G

### Kareem Abdul-Jabbar Award Watch List

James Dickey, UNCG, Jr., F

### Senior CLASS Award candidate

Zane Najdawi, The Citadel, Sr., F

### Andy Katz National Player of the Week

Jordan Lyons, Furman, Jr., G Nov. 19, 2018

## SoCon TEAM RECORD BOOK

### TEAM

#### Scoring

##### Game

- 154 Furman vs. The Citadel 1/8/55
- 149 Furman vs. Newberry 2/13/54
- 148 The Citadel vs. Mid-Atlantic Christian 11/12/18**
- 146 The Citadel vs. Johnson 11/11/16
- 144 The Citadel vs. Toccoa Falls 12/7/16
- 141 Western Carolina vs. Toccoa Falls 1/17/12
- 137 Davidson vs. Warren Wilson 12/9/91
- 137 The Citadel vs. Johnson 11/14/18**
- 133 Western Carolina vs. Toccoa Falls 11/26/01
- 133 VMI vs. Mid-Atlantic Christian 12/2/14

#### 3-point field goals made

##### Game

- 24 VMI vs. Furman 2/12/15
- 23 The Citadel vs. Mid-Atlantic Christian 11/12/18**
- 23 The Citadel vs. High Point 11/27/18**
- 22 Ga. Southern vs. Chattanooga 1/17/05
- 21 Furman vs. Virginia Intermont 12/29/04
- 21 VMI vs. Johnson 11/18/14
- 21 The Citadel vs. Ogelthorpe 11/10/17
- 21 Furman vs. North Greenville 11/15/18**

#### 3-point field-goal attempts

##### Game

- 57 VMI vs. Mid-Atlantic Christian 12/2/14
- 55 VMI vs. Marist 12/13/14
- 51 The Citadel vs. Mid-Atlantic Christian 11/12/18**
- 52 Davidson vs. Colby 11/21/06
- 50 The Citadel at Air Force 12/2/15
- 50 The Citadel vs. Johnson 11/13/16
- 50 The Citadel vs. UMBC 12/19/16
- 49 Furman vs. North Greenville 11/15/18**
- 48 The Citadel vs. Truett McConnell 11/15/16
- 48 The Citadel at Western Carolina 2/25/18
- 48 The Citadel vs. Johnson 11/14/18**

#### Rebounds

##### Game

- 78 George Wash. vs. Georgetown 1968-69
- 76 Davidson vs. VMI Jan. 8, 1970
- 70 VMI vs. Mid-Atlantic Christian Dec. 2, 2014
- 68 Davidson vs. Emory Nov. 9, 2007
- 67 The Citadel vs. Clemson Nov. 25, 2000
- 67 The Citadel vs. Johnson Nov. 13, 2016
- 65 Ga. Southern vs. UC Davis Nov. 12, 2006
- 64 ETSU vs. Reinhardt Dec. 3, 2018**
- 63 ETSU vs. UVa-Wise Nov. 18, 2014
- 63 The Citadel vs. Mid-Atlantic Christian 11/12/18**

## ALL-AROUND SUCCESS

Furman senior forward Matt Rafferty is the only player in the SoCon to rank in the top 10 in scoring, rebounding, assists, steals and blocked shots – and he's in the top five in all of them. Only three other qualified players in the league appear in the top 10 in even three of those categories, with Cameron Jackson of Wofford appearing in four.

	Pts	Reb	Ast	St	Blk
Matt Rafferty, FUR	5th	3rd	4th	3rd	5th
	17.0	8.9	4.2	2.7	1.1
Cameron Jackson, WOF	10th	7th	x	5th	4th
	15.0	7.6	x	1.6	1.2
James Dickey, UNCG	x	8th	x	7th	2nd
	x	7.4	x	1.5	2.1
Josh Sharkey, SAM	8th	x	1st	2nd	x
	16.1	x	7.7	2.8	x



## ASSOCIATED PRESS TOP 25

School (1st-place)	PS	N12	N19	N26	D3	D10	D17	D24	D31	J7	J14	J21	J28	F4	F11
Tennessee (40)	6	5	5	6	7	3	3	3	3	3	3	1	1	1	1
Duke (24)	4	1	1	3	3	2	2	1	1	1	2	2	2	2	2
Gonzaga	3	3	3	1	1	4	8	7	7	5	5	4	4	4	3
Virginia	5	4	4	4	4	6	5	4	4	4	3	3	3	3	4
Kentucky	2	10	10	10	9	19	19	16	13	18	12	8	7	5	5
Michigan	19	18	9	7	5	5	4	2	2	2	5	5	7	6	6
Nevada	7	6	6	5	6	7	6	6	6	10	7	8	6	7	7
North Carolina	8	7	7	11	14	12	9	14	15	12	13	11	9	8	8
Houston	-	-	-	-	-	24	21	22	19	17	21	17	13	12	9
Marquette	-	24	-	-	-	21	20	18	16	21	15	12	10	10	10
Michigan State	10	11	11	9	10	9	10	8	8	6	6	6	6	9	11
Purdue	24	23	24	19	-	-	-	-	-	-	-	-	17	15	12
Villanova	9	8	-	23	21	17	-	-	-	22	18	14	14	13	13
Kansas	1	2	2	2	2	1	1	5	5	7	7	9	11	13	14
Texas Tech	-	-	-	20	13	11	12	11	11	8	8	t14	16	18	15
Louisville	-	-	-	-	-	-	-	-	-	-	-	23	15	16	16
Florida State	17	14	14	15	11	10	11	9	9	13	11	-	25	22	17
Kansas State	12	12	12	12	16	t25	-	-	-	-	-	-	-	-	18
LSU	23	22	19	-	-	-	-	-	-	-	-	25	19	21	19
Wisconsin	-	-	25	22	12	16	16	15	22	-	-	-	24	19	20
Iowa	-	-	20	14	18	22	23	24	25	-	23	19	-	20	21
Virginia Tech	15	16	13	13	15	13	13	10	10	9	9	10	12	11	22
Iowa State	-	-	-	-	-	-	-	-	-	20	-	24	20	17	23
Maryland	-	-	-	24	23	-	-	-	-	19	13	21	24	24	24
Buffalo	-	25	22	21	17	14	14	21	20	19	16	t14	18	23	25
Cincinnati	-	-	-	-	-	-	-	-	-	-	-	-	-	25	-
Mississippi State	18	17	15	25	22	18	17	19	17	14	24	22	22	-	-
NC State	-	-	-	-	-	-	-	20	18	15	17	21	23	-	-
Auburn	11	9	8	8	8	8	7	12	12	11	14	16	-	-	-
Ole Miss	-	-	-	-	-	-	-	-	-	-	18	20	-	-	-
Oklahoma	-	-	-	-	-	-	-	25	23	23	20	-	-	-	-
Indiana	-	-	-	-	-	t25	22	23	21	22	25	-	-	-	-
Ohio State	-	-	23	16	19	15	15	13	14	16	-	-	-	-	-
St. John's	-	-	-	-	-	-	-	-	-	24	-	-	-	-	-
TCU	20	21	18	-	-	-	-	-	-	25	-	-	-	-	-
Nebraska	-	-	-	24	-	25	-	24	-	-	-	-	-	-	-
Arizona State	-	-	-	20	20	18	17	-	-	-	-	-	-	-	-
Furman	-	-	-	25	23	24	-	-	-	-	-	-	-	-	-
Syracuse	16	15	-	-	t25	-	-	-	-	-	-	-	-	-	-
Texas	-	-	17	-	-	-	-	-	-	-	-	-	-	-	-
Oregon	14	13	21	18	-	-	-	-	-	-	-	-	-	-	-
Clemson	22	19	16	-	-	-	-	-	-	-	-	-	-	-	-
UCLA	21	20	17	-	-	-	-	-	-	-	-	-	-	-	-
West Virginia	13	-	-	-	-	-	-	-	-	-	-	-	-	-	-
Washington	25	-	-	-	-	-	-	-	-	-	-	-	-	-	-

Others receiving votes: Cincinnati 76, Auburn 35, Wofford 22, Washington 17, Lipscomb 6, TCU 5, Texas 3, Clemson 1

## USA TODAY COACHES TOP 25

School (1st-place)	PS	N19	N26	D3	D10	D17	D24	D31	J7	J14	J21	J28	F4	F11
Tennessee (30)	6	5	7	7	4	4	3	3	3	3	1	1	1	1
Duke (2)	3	1	3	3	2	2	2	1	2	2	2	2	2	2
Gonzaga	4	3	1	1	6	9	8	8	6	5	4	4	4	3
Virginia	5	4	4	4	3	3	1	2	1	1	3	3	3	4
Kentucky	2	10	9	8	18	18	15	14	18	14	9	6	5	5
Nevada	9	7	6	6	7	6	6	5	11	10	7	7	6	6
Michigan	18	8	5	5	5	5	4	4	4	4	6	5	7	7
North Carolina	7	6	13	12	12	10	14	15	12	15	12	10	8	8
Houston	-	-	-	-	22	20	19	17	15	t17	17	13	12	9
Marquette	-	-	-	-	-	23	20	18	19	13	11	9	9	10
Purdue	22	19	18	24	-	-	-	-	-	-	-	18	15	11
Michigan State	10	11	8	10	9	8	7	7	5	6	5	8	11	12
Villanova	8	-	23	21	16	-	-	-	21	18	14	13	13	13
Kansas	1	2	2	2	1	1	5	6	9	8	10	12	14	14
Texas Tech	-	-	19	13	11	11	13	11	8	9	13	15	18	15
Virginia Tech	17	14	12	14	13	13	10	10	7	7	8	11	10	16
Iowa	-	22	15	19	21	21	t20	25	24	21	25	20	17	17
Kansas State	11	12	t10	15	24	-	-	-	-	-	-	-	-	18
Florida State	15	13	14	11	10	12	9	9	13	11	23	-	24	19
Louisville	-	-	-	-	-	-	-	-	-	-	24	16	17	20
LSU	-	21	-	-	-	-	-	-	-	-	-	19	22	21
Iowa State	-	-	-	-	-	-	-	-	21	-	25	20	16	22
Wisconsin	-	-	22	16	19	17	16	t23	-	-	-	23	19	23
Buffalo	-	25	20	18	15	15	22	t20	20	t17	14	17	25	24
Maryland	-	-	-	23	23	24	-	-	-	22	16	24	-	25
Mississippi State	19	15	25	22	17	16	t17	16	14	23	22	21	21	-
Cincinnati	-	-	-	-	-	-	-	-	-	-	-	-	23	-
NC State	-	-	-	-	-	24	19	16	16	19	22	-	-	-
Auburn	12	9	t10	9	8	7	t11	13	10	12	15	-	-	-
Ole Miss	-	-	-	-	-	-	-	-	20	20	-	-	-	-
Oklahoma	-	-	-	-	-	-	-	25	22	19	-	-	-	-
Indiana	-	-	-	-	-	-	25	22	24	25	-	-	-	-
Ohio State	-	23	16	17	14	14	t11	12	17	-	-	-	-	-
St. John's	-	-	-	-	-	-	-	23	-	-	-	-	-	-
Nebraska	25	24	-	25	25	22	23	t23	-	-	-	-	-	-
Arizona State	-	-	-	20	20	19	t17	-	-	-	-	-	-	-
Furman	-	-	-	-	25	-	-	-	-	-	-	-	-	-
Texas	-	-	17	-	-	-	-	-	-	-	-	-	-	-
Oregon	16	20	21	-	-	-	-	-	-	-	-	-	-	-
Clemson	23	16	24	-	-	-	-	-	-	-	-	-	-	-
UCLA	20	17	-	-	-	-	-	-	-	-	-	-	-	-
TCU	21	18	-	-	-	-	-	-	-	-	-	-	-	-
West Virginia	13	-	-	-	-	-	-	-	-	-	-	-	-	-
Syracuse	14	-	-	-	-	-	-	-	-	-	-	-	-	-
Washington	24	-	-	-	-	-	-	-	-	-	-	-	-	-

Others receiving votes: Cincinnati 45, Mississippi State 22, Auburn 20, Washington 16, Furman 13, Wofford 13, Arizona State 8, North Texas 7, Texas 6, Hofstra 6, NC State 5, Ole Miss 4, Syracuse 2, Toledo 1

## NET RANKINGS (AS OF FEB. 12)

The NCAA Evaluation Tool (NET) replaces the RPI this season and relies on game results, strength of schedule, game location, scoring margin, net offensive and defensive efficiency, and the quality of wins and losses to aid the NCAA in evaluating programs throughout the season. New rankings are released daily.

SoCon team	NET ranking
Wofford	28
UNCG	46
Furman	56
ETSU	73
Samford	145
Mercer	203
The Citadel	243
Chattanooga	280
Western Carolina	290
VMI	328

## THE SOCON VS. RANKED TEAMS

Furman's win at No. 8 Villanova on Nov. 17 was the SoCon's second road victory over a top-10 opponent in as many seasons, as Wofford downed then-No. 5 North Carolina in 2017. Coincidentally, Villanova and North Carolina were both defending national champions.

SoCon	Opp.	Score	Date
Furman	#8 Villanova	76-68 (OT)	11/17/18
Wofford	#5 North Carolina	79-75	12/20/17
Col. of Charleston	#21 Baylor	63-59	11/24/12
Davidson	#12 Kansas	80-74	12/19/11
Col. of Charleston	#9 North Carolina	82-79 (OT)	1/4/10
#23 Davidson	#24 Gonzaga	82-76	3/21/08
#23 Davidson	#8 Georgetown	74-70	3/23/08
#23 Davidson	#6 Wisconsin	73-56	3/28/08
Col. of Charleston	#3 North Carolina	66-64	12/5/98

## Preseason predictions

Defending regular-season and tournament champion UNCG was the preseason pick to win the league in 2018-19 among the league's 10 head coaches and media. Wofford's Fletcher Magee was the coaches' selection for preseason player of the year.

**Preseason Player of the Year**  
Fletcher Magee, Sr., G, Wofford

### Preseason All-Southern Conference Team

Zane Najdawi, Sr., F, The Citadel  
Tray Boyd III, Jr., G, ETSU  
Bo Hodges, So., G/F, ETSU  
Jeromy Rodriguez, R-Jr., F, ETSU  
Matt Rafferty, Sr., F, Furman  
Ross Cummings, Jr., G, Mercer  
Francis Alonso, Sr., G, UNCG  
James Dickey, Jr., F, UNCG  
Bubba Parham, So., G, VMI  
Cameron Jackson, Sr., F, Wofford  
Fletcher Magee, Sr., G, Wofford

Coaches poll		Media poll	
Team (1st)	Total	Team (1st)	Total
1. UNCG (6)	78	1. UNCG (16)	231
2. Wofford (4)	74	2. Wofford (6)	214
3. ETSU	67	3. ETSU (2)	198
4. Furman	57	4. Furman	169
5. Mercer	48	5. Mercer	136
6. The Citadel	38	6. Chattanooga	103
7. Chattanooga	30	7. The Citadel	96
8. Samford	26	8. Samford	69
9. Western Carolina	20	9. Western Carolina	59
10. VMI	12	10. VMI	45

## ACTIVE SoCon CAREER LEADERS

### Points scored

2,306	Fletcher Magee, Wofford, Sr.	(10)
1,939	Francis Alonso, UNCG, Sr.	
1,510	Zane Najdawi, The Citadel, Sr.	
1,267	Cameron Jackson, Wofford, R-Sr.	
1,187	Matt Rafferty, Furman, Sr.	

### Points scored per game (min. 800 points)

18.60	Fletcher Magee, Wofford, Sr.
17.22	Bubba Parham, VMI, So.
15.03	Francis Alonso, UNCG, Sr.
12.69	Zane Najdawi, The Citadel, Sr.
10.99	Matt Rafferty, Furman, Sr.

### Field-goal percentage (min. 240 made)

.588	Cameron Jackson, Wofford, R-Sr.	(10)
.576	Matt Rafferty, Furman, Sr.	
.534	James Dickey, UNCG, Jr.	
.530	Isaiah Miller, UNCG, So.	
.485	Zane Najdawi, The Citadel, Sr.	

### 3-point field goals made

460	Fletcher Magee, Wofford, Sr.	(1)
368	Francis Alonso, UNCG, Sr.	(4)
307	Matt Frierson, The Citadel, Sr.	(7)
188	Nathan Hoover, Wofford, Jr.	
187	Jordan Lyons, Furman, Jr.	

### 3-point field-goal percentage (min. 120 made)

.434	Fletcher Magee, Wofford, Sr.	(9)
.428	Andrew Brown, Furman, Sr.	
.411	Francis Alonso, UNCG, Sr.	
.408	Ross Cummings, Mercer, Jr.	
.403	Nathan Hoover, Wofford, Jr.	

### Free-throw percentage (min. 110 made)

.910	Fletcher Magee, Wofford, Sr.	(1)
.904	Matt Frierson, The Citadel, Sr.	
.870	Francis Alonso, UNCG, Sr.	(6)
.860	Nathan Hoover, Wofford, Jr.	
.859	Matt Halvorsen, WCU, So.	

### Rebounds

775	Matt Rafferty, Furman, Sr.
685	Zane Najdawi, The Citadel, Sr.
663	James Dickey, UNCG, Jr.
663	Marc Gosselin, Western Carolina, Sr.
642	Cameron Jackson, Wofford, R-Sr.

### Rebounds per game (min. 280 rebounds)

11.35	Jeromy Rodriguez, ETSU, R-Jr.
7.71	James Dickey, UNCG, Jr.
7.18	Matt Rafferty, Furman, Sr.
6.62	Mladen Armus, ETSU, So.
5.76	Zane Najdawi, The Citadel, Sr.

### Blocked shots

179	Zane Najdawi, The Citadel, Sr.
153	James Dickey, UNCG, Jr.
120	Cameron Jackson, Wofford, R-Sr.
90	Matt Rafferty, Furman, Sr.
59	Ruben Guerrero, Samford, R-Sr.

### Steals

189	Josh Sharkey, Samford, Jr.
169	Matt Rafferty, Furman, Sr.
157	Cameron Jackson, Wofford, R-Sr.
144	Demetrius Troy, UNCG, Sr.
119	Isaiah Miller, UNCG, So.

### Assists

503	Josh Sharkey, Samford, Jr.
416	Demetrius Troy, UNCG, Sr.
298	Francis Alonso, UNCG, Sr.
275	Matt Rafferty, Furman, Sr.
211	Storm Murphy, Wofford, So.

### Assists per game (min. 150 assists)

5.47	Josh Sharkey, Samford, Jr.
3.64	Storm Murphy, Wofford, So.
3.41	Demetrius Troy, UNCG, Sr.
2.94	Bubba Parham, VMI, So.
2.93	Marcus Cohen, Mercer, So.

(SoCon career rank)

## SoCon RECORD BOOK (NCAA RECORDS WHERE NOTED)

### INDIVIDUAL

#### Coaching victories at SoCon school

1.	447	Bob McKillop, DAV	1992-2014
2.	<b>290</b>	<b>Mike Young, WOF</b>	<b>2002-present</b>
3.	243	Mack McCarthy, UTC	1985-97
	243	Burton Shipley, MD	1923-47
5.	230	Bill Reinhart, GW	1935-42; 49-66

#### Coaching wins per season (min. two seasons)

Avg. Wins	Yrs.		
1.	26.7	187	7 Everett Case, NCSU 1946-53
2.	26.0	52	2 Ben Carnevale, UNC 1944-46
3.	<b>25.3</b>	<b>76*</b>	<b>3 Steve Forbes, ETSU 2015-pr.</b>
4.	24.3	146	6 Fred Schaus, WVU 1954-60
5.	23.8	95	4 John Kresse, CofC 1998-02

\* Entering 2018-19 season

### Scoring

#### Career

1.	2,635	Stephen Curry, DAV	2006-09
2.	2,574	Skip Henderson, MAR	1983-88
3.	2,571	Andrew Goudelock, CofC	2007-11
4.	2,538	Frank Selvy, FUR	1951-54
5.	2,483	John Gerdy, DAV	1975-79
6.	2,423	Gay Elmore, VMI	1983-87
7.	2,332	John Taft, MAR	1987-91
8.	2,310	Dom Flora, W&L	1954-58
9.	2,309	Jerry West, WVU	1957-60
10.	<b>2,306</b>	<b>Fletcher Magee, WOF</b>	<b>2015-pr.</b>
11.	2,299	Jonathan Moore, FUR	1976-80

#### Field-goal percentage

##### Career (min. 400 made)

Pct.	FG-FGA		
1.	69.0	412-597	Ricky Nedd, APP 1991-94
2.	61.3	448-731	Kris Acox, FUR 2013-17
3.	60.2	442-734	Rich DiBenedetto, DAV 1978-81
4.	59.9	764-1276	Noah Dahlman, WOF 2007-11
5.	59.8	522-873	Kareem Livingston, APP 1997-98
6.	59.6	647-1,086	Kyle Hines, UNCG 2004-07
7.	59.3	426-718	Joey Brooks, FUR 1986-89
8.	59.2	415-701	Jeremy Simmons, CofC 2007-11
9.	58.9	548-930	Mike Groselle, CIT 2009-13
10.	<b>58.8</b>	<b>517-880</b>	<b>Cameron Jackson, WOF 2014-pr.</b>

#### 3-point field goals made

##### Game

1.	15	Keith Veney, Marshall*	12/16/96
2.	<b>15</b>	<b>Jordan Lyons, FUR*</b>	<b>11/15/18</b>
3.	11	Elton Nesbitt, GSU vs. UTC	1/17/05
	11	Fletcher Magee, WOF at UTC	2/17/18
	<b>11</b>	<b>Patrick Good, ETSU at WCU</b>	<b>1/26/19</b>
6.	10	Nine times. This season: <b>Matt Frierson, CIT vs. Johnson 11/14/18</b> <b>Bubba Parham, VMI at Kentucky 11/18/18</b>	

#### Career

1.	<b>460</b>	<b>Fletcher Magee, WOF</b>	<b>2015-pr.</b>
2.	414	Stephen Curry, DAV	2006-09
3.	396	Andrew Goudelock, CofC	2007-11
4.	<b>368</b>	<b>Francis Alonso, UNCG</b>	<b>2015-pr.</b>
5.	358	Donald Sims, APP	2007-11
6.	312	Karl Cochran, WOF	2011-15
7.	<b>307</b>	<b>Matt Frierson, CIT</b>	<b>2015-pr.</b>
8.	299	Ian Chadwick, WOF	1997-01
9.	295	Zach Urbanus, CIT	2007-11
10.	278	Jake Robinson, WCU	2006-10

### Career - NCAA Division I history

1.	504	Travis Bader, Oakland	2010-14
2.	<b>460</b>	<b>Fletcher Magee, WOF</b>	<b>2015-pr.</b>
3.	457	J.J. Redick, Duke	2002-06
4.	450	David Holston, Chicago State	2005-09
5.	435	Keydren Clark, Saint Peter's	2002-06
6.	434	Damon Lynn, NJIT	2013-17
7.	431	Chris Lofton, Tennessee	2004-08
	431	Kevin Foster, Santa Clara	2008-13
9.	416	Akeem Richmond, East Carolina	2010-14
10.	<b>414</b>	<b>Stephen Curry, DAV</b>	<b>2006-09</b>

### 3-point field goals attempts

#### Game

1.	<b>34</b>	<b>Jordan Lyons, FUR*</b>	<b>Nov. 15, 2018</b>
2.	25	Keith Veney, MAR	Dec. 16, 1996
3.	21	Travis Cantrell, CIT	Jan. 12, 2002
4.	20	Stephen Curry, DAV	Nov. 21, 2006
	20	Donald Sims, APP	Nov. 19, 2010
6.	19	Keith Veney, MAR	1996-97
	19	Shawn Hall, APP	Feb. 22, 2003
	19	Keaton Cole, WCU	Feb. 2, 2012
	19	Tim Marshall, VMI	Feb. 15, 2015
	19	Francis Alonso, UNCG	Dec. 2, 2017
	19	Fletcher Magee, WOF	Feb. 17, 2018
	<b>19</b>	<b>Fletcher Magee, WOF</b>	<b>Jan. 24, 2019</b>

\* NCAA record

### 3-point percentage (min. 120 made)

#### Career

Pct.	3FG-3FGA		
1.	49.3	223-452	Keith Jennings, ETSU 1989-91
2.	45.2	126-279	Alan Puckett, CIT 1999-02
3.	45.1	146-324	Shawn Reid, FUR 1984-88
4.	44.7	159-356	Brandon Born, UTC 1991-95
5.	44.5	154-346	Derek Rucker, DAV 1985-88
6.	44.0	166-377	D. Denzel-Dyson, SAM 2016-18
7.	44.0	131-298	David Donerlson, WCU 1989-90
8.	43.4	190-438	Peter Anderer, DAV 2000-03
9.	<b>43.4</b>	<b>460-1061</b>	<b>Fletcher Magee, WOF 2015-pr.</b>
10.	43.2	189-437	Kemp Phillips, APP 1987-90

### Free-throw percentage (min. 200 made)

#### Career

Pct.	FT-FTA		
1.	<b>91.0</b>	<b>372-409</b>	<b>Fletcher Magee, WOF 2015-pr.</b>
2.	89.3	358-401	Nik Cochran, DAV 2009-13
3.	89.2	545-611	Donald Sims, APP 2007-11
4.	88.9	281-316	Chad Copeland, UTC 1993-94
5.	87.6	479-547	Stephen Curry, DAV 2006-09
6.	<b>87.0</b>	<b>369-424</b>	<b>Francis Alonso, UNCG 2015-pr.</b>
7.	86.6	214-247	Johnny Mitchell, VMI 1967-69
8.	86.4	260-301	Greg White, MAR 1978-81
9.	86.3	253-293	Jordan Strawberry, MER 2014-18
10.	86.3	201-233	Demetre Rivers, MER 2014-18

## SPECIALTY STATS LEADERS

50-point games	Ovr.	SoCon
Jordan Lyons, FUR	1	0

40-point games	Ovr.	SoCon
Jordan Lyons, FUR	1	0

30-point games	Ovr.	SoCon
Bubba Parham, VMI	5	1
Ross Cummings, MER	3	2
Fletcher Magee, WOF	3	3
Matt Frierson, CIT	1	0
Lew Stallworth, CIT	1	1
Patrick Good, ETSU	1	1
Jordan Lyons, FUR	1	0
Francis Alonso, UNCG	1	1
Kyrin Galloway, UNCG	1	0
Brandon Austin, SAM	1	1
Kameron Gibson, WCU	1	0
Onno Steger, WCU	1	1
Marcus Thomas, WCU	1	1
Nathan Hoover, WOF	1	0

20-point games	Ovr.	SoCon
Fletcher Magee, WOF	14	11
Bubba Parham, VMI	12	5
Lew Stallworth, CIT	11	6
Ross Cummings, MER	9	7
Josh Sharkey, SAM	9	5
Matt Rafferty, FUR	8	5
Francis Alonso, UNCG	8	3
Jordan Lyons, FUR	7	4
Isaiah Miller, UNCG	7	7
Kevin Easley, UTC	7	5
Cameron Jackson, WOF	6	3
Tray Boyd III, ETSU	5	1
Brandon Austin, SAM	5	2
Kameron Gibson, WCU	5	3
Matt Frierson, CIT	4	1
Onno Steger, WCU	4	4
Nathan Hoover, WOF	4	3
Kaiden Rice, CIT	3	0
Jeromy Rodriguez, ETSU	3	2
Myron Gordon, SAM	3	2
Ruben Guerrero, SAM	3	1
Zane Najdawi, CIT	2	1
Alex Reed, CIT	2	1
Patrick Good, ETSU	2	2
Daivien Williamson, ETSU	2	2
Clay Mounce, FUR	2	0
Djordje Dimitrijevic, MER	2	1
Kaleb Hunter, UNCG	2	1
Carlos Dotson, WCU	2	1
Matt Halvorsen, WCU	2	1
Marcus Thomas, WCU	2	2
Mladen Armus, ETSU	1	1
Kyrin Galloway, UNCG	1	0
Demetrius Troy, UNCG	1	1
Kevin Nolan, SAM	1	0
Jerry Johnson Jr., UTC	1	0
Garrett Gilkeson, VMI	1	0
Jake Stephens, VMI	1	0

15-rebound games	Ovr.	SoCon
Jeromy Rodriguez, ETSU	6	3
Matt Rafferty, FUR	2	1
Carlos Dotson, WCU	2	1
Mladen Armus, ETSU	1	1
James Dickey, UNCG	1	1
Ruben Guerrero, SAM	1	0
Thomas Smallwood, UTC	1	0

10-rebound games	Ovr.	SoCon
Jeromy Rodriguez, ETSU	16	6
Matt Rafferty, FUR	12	7
Carlos Dotson, WCU	12	8
Mladen Armus, ETSU	9	4
Ruben Guerrero, SAM	7	5
Zane Najdawi, CIT	6	3
Robert Allen, SAM	6	2
James Dickey, UNCG	5	2
Cameron Jackson, WOF	5	2
Hayden Brown, CIT	4	3
Clay Mounce, FUR	4	2
Tyler Creammer, VMI	4	1
Keve Aluma, WOF	4	3
Kevin Easley, UTC	3	2
Garrett Gilkeson, VMI	3	2

10-rebound games (cont.)	Ovr.	SoCon
Lew Stallworth, CIT	2	0
Fardaws Aimag, MER	2	1
Brandon Austin, SAM	2	1
Marc Gosselin, WCU	2	1
Chevez Goodwin, WOF	2	1
Kaelon Harris, CIT	1	0
Alex Reed, CIT	1	0
D'Andre Bernard, ETSU	1	0
Octavion Corley, ETSU	1	0
Bo Hodges, ETSU	1	1
Ethan Stair, MER	1	1
Jaylen Stowe, MER	1	0
Eric Hamilton, UNCG	1	1
Josh Sharkey, SAM	1	0
Thomas Smallwood, UTC	1	0
Ramon Vila, UTC	1	1
Onno Steger, WCU	1	1

15-assist games	Ovr.	SoCon
Josh Sharkey, SAM	1	1

10-assist games	Ovr.	SoCon
Josh Sharkey, SAM	7	5
Lew Stallworth, CIT	3	0
Quayson Williams, CIT	1	0
Alex Hunter, FUR	1	1
Donovann Toatley, UTC	1	0
Greg Parham, VMI	1	0

5-block games	Ovr.	SoCon
Zane Najdawi, CIT	1	0
Octavion Corley, ETSU	1	0
Ruben Guerrero, SAM	1	1

Double-doubles	Ovr.	SoCon
Jeromy Rodriguez, ETSU	13	6
Matt Rafferty, FUR	11	6
Carlos Dotson, WCU	10	6
Josh Sharkey, SAM+	8	5
Zane Najdawi, CIT	6	3
Ruben Guerrero, SAM	6	4
Lew Stallworth, CIT^	5	1
Mladen Armus, ETSU	4	3
Cameron Jackson, WOF	4	1
Hayden Brown, CIT	3	2
Clay Mounce, FUR	3	2
Robert Allen, SAM	3	2
Garrett Gilkeson, VMI	3	2
James Dickey, UNCG	2	1
Brandon Austin, SAM	2	1
Kevin Easley, UTC	2	2
Tyler Creammer, VMI	2	1
Keve Aluma, WOF	2	2
Alex Hunter, FUR*	1	1
Ethan Stair, MER	1	1
Jaylen Stowe, MER	1	0
Eric Hamilton, UNCG	1	1
Thomas Smallwood, UTC	1	0
Ramon Vila, UTC	1	1
Greg Parham, VMI*	1	0
Marc Gosselin, WCU	1	0
Onno Steger, WCU	1	1
Chevez Goodwin, WOF	1	0

20/15 games	Ovr.	SoCon
Jeromy Rodriguez, ETSU	2	1
Ruben Guerrero, SAM	1	0

20/10 games	Ovr.	SoCon
Matt Rafferty, FUR	3	1
Josh Sharkey, SAM*	3	2
Jeromy Rodriguez, ETSU	2	1
Ruben Guerrero, SAM	2	0
Zane Najdawi, CIT	1	0
Lew Stallworth, CIT	1	0
Mladen Armus, ETSU	1	1
Clay Mounce, FUR	1	0
Brandon Austin, SAM	1	0
Carlos Dotson, WCU	1	1

^ 3 nonconference dbl-dbls were points/assists  
+ 7 were points/assists  
\* points/assists

## SoCon 3-POINT PROWESS

• Four league players have hit at least 10 3-pointers in a game this season, highlighted by Furman's Jordan Lyons matching the SoCon and NCAA Division I records with 15 against North Greenville on Nov. 13. ETSU's Patrick Good hit a school-record 11 at Western Carolina on Jan. 26. The Citadel's Matt Frierson hit a school-record 10 in a win over Johnson University on Nov. 14 and VMI's Bubba Parham hit a school-record 10 in a loss at No. 10 Kentucky on Nov. 18. The Keydets hit 19 3s in the contest, the most ever against Kentucky and a Rupp Arena record.

• The Citadel has hit 23 3-pointers twice this season, falling one shy of the SoCon record both times. The Bulldogs set their school record with 23 against Mid-Atlantic Christian on Nov. 12 and matched it against High Point on Nov. 27.

• Furman matched its school record with 21 3-pointers against North Greenville on Nov. 13.

• The Citadel is second in NCAA Division I with 11.8 made 3-pointers per game this season. The Bulldogs finished last season averaging 12.1 made 3-pointers per game, which was second in DI. Wofford finished fifth in 3-point percentage at 41.3.

• Wofford's Fletcher Magee is ninth in SoCon history with a career 3-point percentage of 43.4 (see chart on page 5).

• Magee (460, first), UNCG's Francis Alonso (368, fourth) and The Citadel's Frierson (307, seventh) are all in the top 10 in career 3-pointers in SoCon history. For more info, see the chart on the previous page.

• Six SoCon student-athletes have active streaks of at least 10 games with a made 3-pointer, led by Furman's Alex Hunter's current 17-game run. Wofford's Magee (60), UNCG's Alonso (56) and The Citadel's Frierson (52) have all had streaks of 50-plus games end this season.

Consecutive games with a 3-pointer	Player, school	'18-19	'17-18	'16-17	Total
17	Alex Hunter, FUR, So.	x	x		17
16	Fletcher Magee, WOF, Sr.	x	x		16
11	Kevin Easley, UTC, Fr.	x	x		11
11	Andrew Brown, FUR, Sr.	x	x		11
10	Austin Vereen, VMI, Sr.*		x		10
11	Nathan Hoover, WOF, Jr.	x	x		11

\* has yet to play this season

• Magee, whose 148 3-pointers last season were good for second in SoCon history and fifth in NCAA DI lore, is on pace for 135 this year, which would tie for third.

Single-season 3-pointers, SoCon history	Player, school	Year
162	Stephen Curry, Davidson	2007-08
148	Fletcher Magee, Wofford	2017-18
135	Stephen McDowell, Chattanooga	2008-09
131	Andrew Goudelock, Col. of Charleston	2010-11
130	Keith Veney, Marshall	1996-97
130	Stephen Curry, Davidson	2008-09
123	Donald Sims, Appalachian State	2009-10
122	Stephen Curry, Davidson	2006-07
118	Keddrick Mays, Chattanooga	2006-07
114	Matt Frierson, The Citadel	2017-18

Single-season 3-pointers, NCAA history	Player, school	Year
162	Stephen Curry, Davidson	2007-08
158	Darrin Fitzgerald, Butler	1986-87
155	Akeem Richmond, East Carolina	2013-14
152	Freddie Banks, UNLV	1986-87
148	Fletcher Magee, Wofford	2017-18



# SoCON vs. OTHER CONFERENCES

## American Athletic (1-1)

11/14 SMU 98, Western Carolina 65  
11/24 The Citadel 84, South Florida 81

## Atlantic Coast (0-7)

11/6 #22 Clemson 100, The Citadel 80  
11/6 #8 North Carolina 78, Wofford 67  
11/9 Pittsburgh 94, VMI 55  
11/24 NC State 78, Mercer 74  
11/27 Wake Forest 71, Western Carolina 64  
12/5 #15 Virginia Tech 89, VMI 68  
12/5 NC State 100, Western Carolina 67

## Atlantic Sun (6-1)

11/6 Samford 91, North Alabama 74  
11/12 Samford 74, Kennesaw State 60  
11/18 Jacksonville 74, Chattanooga 66  
(Mobile, Ala.)  
11/23 VMI 87, Stetson 79 (OT)  
11/24 Western Carolina 77, Jacksonville 65  
12/15 UNCG 53, North Alabama 48  
12/21 VMI 89, North Alabama 68

## Big 12 (0-3)

11/16 Texas 97, The Citadel 69  
11/18 Oklahoma 75, Wofford 64  
12/4 #2 Kansas 72, Wofford 47

## Big East (1-1)

11/11 Creighton 75, ETSU 69  
11/17 Furman 76, No. 8 Villanova 68 (OT)

## Big South (12-4)

11/10 Wofford 68, High Point 60  
11/13 Furman 88, Gardner-Webb 86 (OT)  
11/14 VMI 78, USC Upstate 72  
11/17 ETSU 76, Winthrop 74  
11/25 Furman 65, UNC Asheville 51  
11/27 The Citadel 112, High Point 87  
12/1 Longwood 65, VMI 45  
12/8 Western Carolina 71, UNC Asheville 59  
12/8 #25 Furman 74, USC Upstate 60  
12/11 #23 Furman 77, Charleston Southern 69  
12/12 Presbyterian 103, VMI 70  
12/15 High Point 86, Western Carolina 59  
12/15 Wofford 92, UNC Asheville 49  
12/18 The Citadel 82, Campbell 76  
12/18 UNCG 65, Radford 58  
12/29 Longwood 110, The Citadel 94

## Big Ten (0-4)

11/20 #23 Ohio State 68, Samford 50  
11/23 #8 Michigan 83, Chattanooga 55  
12/15 Illinois 73, ETSU 55  
12/18 #23 Iowa 78, Western Carolina 60

## Colonial (7-1)

11/10 Coll. of Charleston 77, Western Carolina 74  
11/13 UNCG 82, UNCW 61  
11/20 The Citadel 91, James Madison 82 (OT)  
11/23 UNCG 84, Delaware 65  
12/4 #25 Furman 98, Elon 77  
12/7 UNCG 75, Elon 74  
12/15 #23 Furman 93, UNCW 50  
12/21 Mercer 77, UNCW 73

## Conference USA (2-3)

11/6 Chattanooga 80, Charlotte 69  
11/6 UAB 75, Mercer 67  
11/21 Southern Miss 68, Western Carolina 63  
(Cancun, Mexico)  
11/24 UNCG 80, Louisiana Tech 73  
(Newark, Del.)  
12/5 Florida Atlantic 68, Mercer 64

## Horizon (1-1)

11/7 Wright State 96, Western Carolina 73  
11/18 Samford 73, Cleveland State 60

## Ivy (0-1)

12/29 Harvard 71, Mercer 67  
(Atlanta, Ga.)

## Mid-American (0-1)

12/21 Bowling Green 73, Western Carolina 52

## Mid-Eastern Athletic (6-0)

11/6 UNCG 74, North Carolina A&T 66  
11/20 Mercer 80, Maryland Eastern Shore 42  
11/21 Wofford 98, Coppin State 65  
11/25 Samford 77, South Carolina State 60  
12/12 UNCG 77, Coppin State 54  
12/22 ETSU 89, Norfolk State 61  
(El Paso, Texas)

## Missouri Valley (1-0)

11/9 Furman 60, Loyola Chicago 58

## Mountain West (1-0)

12/21 ETSU 76, Wyoming 53  
(El Paso, Texas)

## Non-Division I (23-0)

11/6 Furman 102, Bob Jones 48  
11/6 VMI 89, Washington College 56  
11/8 ETSU 109, Hiwassee 44  
11/9 Mercer 105, Piedmont 52  
11/11 VMI 98, Goucher 34  
11/12 The Citadel 148, Mid-Atlantic Christian 75  
11/13 Chattanooga 92, Cumberland 61  
11/13 Wofford 95, Carver 34  
11/14 The Citadel 137, Johnson 60  
11/14 Samford 66, Miles College 57  
11/15 Furman 107, North Greenville 67  
11/16 UNCG 105, Johnson & Wales 57  
11/17 Western Carolina 94, Hiwassee 55  
11/20 VMI 106, Kentucky Christian 80  
11/21 Furman 74, Southern Wesleyan 57  
11/23 Wofford 97, Mars Hill 46  
11/27 Mercer 90, Brewton-Parker 65  
11/27 UNCG 111, Greensboro College 33  
11/27 Chattanooga 95, Hiwassee 62  
12/3 ETSU 107, Reinhardt 60  
12/5 The Citadel 127, Johnson & Wales 93  
12/6 Wofford 112, Kentucky Christian 58  
12/21 Chattanooga 79, Bryan 45

## Ohio Valley (6-5)

11/9 Samford 92, Jacksonville State 72  
11/10 Eastern Kentucky 81, Chattanooga 78  
11/16 Mercer 77, UT Martin 60  
11/17 Southeast Missouri 63, Chattanooga 42  
(Mobile, Ala.)  
11/20 Jacksonville State 84, Western Carolina 53  
(Cancun, Mexico)  
11/29 Belmont 99, Samford 93 (OT)  
12/1 Chattanooga 71, Tennessee Tech 60  
12/8 ETSU 80, UT Martin 62  
12/13 Samford 77, Morehead State 72 (OT)  
12/15 The Citadel 86, Southeast Missouri 74  
12/18 UT Martin 75, Chattanooga 72

## Pac-12 (0-0)

11/16 Wofford at Stanford, canc.

## Patriot (0-1)

11/27 American 74, VMI 64

American Athletic.....	1-1
Atlantic Coast.....	0-7
Atlantic Sun.....	6-1
Big 12.....	0-3
Big East.....	1-1
Big South.....	12-4
Big Ten.....	0-4
Colonial.....	7-1
Conference USA.....	2-3
Horizon.....	1-1
Independent.....	0-0
Ivy.....	0-1
Mid-American.....	0-1
Mid-Eastern Athletic.....	6-0
Missouri Valley.....	1-0
Mountain West.....	1-0
Non-Division I.....	23-0
Ohio Valley.....	6-5
Pac-12.....	0-0
Patriot.....	0-1
Southeastern.....	1-8
Southland.....	2-0
Southwestern Athletic.....	2-0
Summit.....	2-0
Sun Belt.....	2-5
Western Athletic.....	1-0
<b>Total.....</b>	<b>77-47</b>
Home.....	52-7
Away.....	22-35
Neutral.....	3-5
vs. Top 25.....	1-12

## Southeastern (1-8)

11/9 #23 LSU 97, UNCG 91  
11/18 #10 Kentucky 92, VMI 82  
11/26 Wofford 81, South Carolina 61  
12/1 #9 Kentucky 78, UNCG 61  
12/16 Ole Miss 90, Chattanooga 70  
12/18 Florida 71, Mercer 63  
12/19 #3 Tennessee 83, Samford 70  
12/19 #17 Mississippi State 98, Wofford 87  
12/21 LSU 75, #24 Furman 57

## Southland (2-0)

11/20 ETSU 77, Sam Houston State 63  
12/17 Samford 85, Houston Baptist 61

## Southwestern Athletic (2-0)

11/19 UNCG 74, Prairie View A&M 66  
12/9 Samford 77, Alabama A&M 59

## Summit (2-0)

11/23 Samford 74, Purdue Fort Wayne 66  
11/24 ETSU 79, North Dakota State 61

## Sun Belt (2-5)


11/6 Georgia State 74, ETSU 68  
11/13 Georgia State 62, Mercer 60  
11/16 South Alabama 73, Chattanooga 54  
11/27 ETSU 69, Georgia Southern 64  
12/8 Georgia Southern 89, Mercer 74  
12/9 Wofford 82, Coastal Carolina 71  
12/12 Georgia State 95, Chattanooga 88

## Western Athletic (1-0)

11/19 ETSU 86, Chicago State 61

Home teams underlined All times Eastern

# 2018-19 SoCon BASKETBALL SCHEDULES (ALL TIMES EASTERN)



## The Citadel (11-12, 3-9 SoCon)

N6	at No. 22 Clemson (ACC Network Extra)	L, 80-100
N12	MID-ATLANTIC CHRISTIAN# (ESPN+)	W, 148-75
N14	JOHNSON UNIVERSITY# (ESPN3)	W, 137-60
N16	at Texas# (Longhorn Network)	L, 69-97
N20	at James Madison (Madison)	W, 91-82 (OT)
N24	at South Florida (ESPN3)	W, 84-81
N27	HIGH POINT (ESPN+)	W, 112-87
D1	*MERCER (ESPN+)	W, 79-69
D5	JOHNSON & WALES (ESPN3)	W, 127-93
D15	SOUTHEAST MISSOURI (ESPN+)	W, 86-74
D18	at Campbell (ESPN+)	W, 82-76
D29	LONGWOOD (ESPN3)	L, 94-110
J3	*at Wofford (ESPN+)	L, 81-112
J5	*at Furman (ESPN3)	L, 85-101
J10	*ETSU (ESPN+)	L, 73-98
J12	*WESTERN CAROLINA (Nexstar/ESPN+)	L, 82-94
J17	*at Samford (ESPN+)	L, 77-80
J19	*at Chattanooga (ESPN3)	L, 71-73
J24	*at UNCG (ESPN+)	L, 60-83
J26	*VMI (ESPN+)	W, 84-82
J31	*FURMAN (ESPN+)	L, 61-71
F2	*WOFFORD (Nexstar/ESPN3)	L, 61-99
F9	*at Mercer (ESPN3)	W, 67-61
F14	*at ETSU (ESPN3)	7 p.m.
F16	*at Western Carolina (ESPN+)	2 p.m.
F21	*CHATTANOOGA (ESPN3)	7 p.m.
F23	*SAMFORD (Nexstar/ESPN3)	1 p.m.
F28	*UNCG (ESPN+)	7 p.m.
M2	*at VMI (Nexstar/ESPN+)	1 p.m.
M8-11	at SoCon Championship (Asheville, N.C.)	


\* - Southern Conference game  
# - Continental Tire Las Vegas Invitational (campus sites)



## ETSU (19-7, 9-4 SoCon)

N6	at Georgia State# (ESPN+)	L, 68-74
N8	HIWASSEE (ESPN+)	W, 109-44
N11	at Creighton# (FS1)	L, 69-75
N17	at Winthrop (ESPN+)	W, 76-74
N19	CHICAGO STATE# (ESPN+)	W, 86-61
N20	SAM HOUSTON STATE# (ESPN3)	W, 77-63
N24	NORTH DAKOTA STATE (ESPN+)	W, 79-61
N27	at Georgia Southern (ESPN+)	W, 69-64
D1	*at Wofford (ESPN+)	L, 62-79
D3	REINHARDT (ESPN3)	W, 107-60
D8	UT MARTIN (ESPN+)	W, 80-62
D15	at Illinois (Big Ten Network Plus)	L, 55-73
D21	vs. Wyoming%	W, 76-53
D22	vs. Norfolk State%	W, 89-61
D29	*FURMAN (ESPN+)	W, 79-56
J3	*SAMFORD (ESPN3)	W, 81-72 (OT)
J5	*CHATTANOOGA (ESPN+)	W, 96-70
J10	*at The Citadel (ESPN+)	W, 98-73
J12	*at Mercer (ESPN3)	W, 72-68 (OT)
J17	*VMI (ESPN+)	W, 85-82
J19	*UNCG (ESPN3)	L, 68-75
J26	*at Western Carolina (ESPN3)	W, 91-69
J31	*at Samford (ESPN3)	W, 74-66
F2	*at Chattanooga (ESPN3)	W, 77-64
F7	*WOFFORD (ESPN+)	L, 76-78 (OT)
F9	*at Furman (Nexstar/ESPN+)	L, 61-91
F14	*THE CITADEL (ESPN3)	7 p.m.
F16	*MERCER (ESPN3)	4 p.m.
F21	*at VMI (ESPN+)	7 p.m.
F24	*at UNC (ESPN+)	3 p.m.
M2	*WESTERN CAROLINA (ESPN+)	4 p.m.
M8-11	at SoCon Championship (Asheville, N.C.)	


\* - Southern Conference game  
# - Cayman Islands Classic (campus sites)  
% - WestStar Bank Don Haskins Sun Bowl Inv. (El Paso, Texas)



## Furman (20-5, 9-4 SoCon)

N6	BOB JONES (ESPN+)	W, 102-48
N9	at Loyola Chicago (NBCSC/ESPN3)	W, 60-58
N13	GARDNER-WEBB (ESPN+)	W, 88-86 (OT)
N15	NORTH GREENVILLE# (ESPN3)	W, 107-67
N17	at No. 8 Villanova# (FS2)	W, 76-68 (OT)
N21	SOUTHERN WESLEYAN# (ESPN3)	W, 74-57
N25	at UNC Asheville (ESPN+)	W, 65-51
D1	*WESTERN CAROLINA (ESPN+)	W, 90-88 (2OT)
D4	at Elon (Phoenix All-Access)	W, 98-77
D8	at USC Upstate (ESPN+)	W, 74-60
D11	CHARLESTON SOUTHERN (ESPN3)	W, 77-69
D15	UNCW (ESPN+)	W, 93-50
D21	at LSU (SEC Network+)	L, 57-75
D29	*at ETSU (ESPN+)	L, 56-79
J3	*MERCER (ESPN+)	W, 71-58
J5	*THE CITADEL (ESPN3)	W, 101-85
J10	*at VMI (ESPN3)	W, 89-57
J12	*at UNCG (ESPN3)	L, 79-89
J19	*at Wofford (Nexstar/ESPN3)	L, 54-59
J24	*CHATTANOOGA (ESPN+)	W, 73-58
J26	*SAMFORD (ESPN3)	L, 73-75
J31	*at The Citadel (ESPN+)	W, 71-61
F2	*at Mercer (ESPN+)	W, 74-63
F7	*at Western Carolina (ESPN3)	W, 64-45
F9	*ETSU (Nexstar/ESPN+)	W, 91-61
F14	*UNCG (ESPN+)	7:30 p.m.
F16	*VMI (ESPN3)	4:30 p.m.
F23	*WOFFORD (ESPN3)	4 p.m.
F28	*at Samford (ESPN+)	7:30 p.m.
M2	*at Chattanooga (ESPN+)	2 p.m.
M8-11	at SoCon Championship (Asheville, N.C.)	


\* - Southern Conference game  
# - Advocare Invitational (campus sites)



## Mercer (8-16, 3-9 SoCon)

N6	at UAB	L, 67-75
N9	PIEDMONT (ESPN3)	W, 105-52
N13	at Georgia State (ESPN+)	L, 60-62
N16	UT MARTIN# (ESPN3)	W, 77-60
N20	MARYLAND EASTERN SHORE# (ESPN+)	W, 80-42
N24	at NC State# (ACC Network Extra)	L, 74-78
N27	BREWTON-PARKER (ESPN3)	W, 90-65
D1	*at The Citadel (ESPN+)	L, 69-79
D5	at Florida Atlantic (CUSA.TV)	L, 64-68
D8	GEORGIA SOUTHERN (ESPN3)	L, 74-89
D18	at Florida (SEC Network)	L, 63-71
D21	UNCW (ESPN+)	W, 77-73
D29	vs. Harvard^	L, 67-71
J3	*at Furman (ESPN+)	L, 58-71
J5	*at Wofford (Nexstar/ESPN3)	L, 74-78
J10	*WESTERN CAROLINA (ESPN+)	W, 84-80
J12	*ETSU (ESPN3)	L, 68-72 (OT)
J17	*at Chattanooga (ESPN3)	L, 70-73
J19	*at Samford (ESPN3)	W, 93-87
J24	*VMI (ESPN+)	W, 88-68
J26	*at UNCG (ESPN+)	W, 81-88
J31	*WOFFORD (ESPN+)	L, 67-76
F2	*FURMAN (ESPN+)	L, 63-74
F9	*THE CITADEL (ESPN3)	L, 61-67
F14	*at Western Carolina (ESPN+)	7 p.m.
F16	*at ETSU (ESPN3)	4 p.m.
F21	*SAMFORD (ESPN+)	7 p.m.
F23	*CHATTANOOGA (ESPN3)	4 p.m.
F28	*at VMI (ESPN3)	7 p.m.
M2	*UNCG (ESPN+)	4:30 p.m.
M8-11	at SoCon Championship (Asheville, N.C.)	


\* - Southern Conference game  
# - Wolfpack Classic (campus sites)  
^ - Atlanta, Ga.



## UNC Greensboro (22-3, 11-1 SoCon)

N6	at North Carolina A&T	W, 74-66
N9	at No. 23 LSU (SEC Network+)	L, 91-97
N13	at UNCW	W, 82-61
N16	JOHNSON & WALES# (SDN/Roku)	W, 105-57
N19	PRAIRIE VIEW A&M (ESPN+)	W, 74-66
N23	at Delaware# (YouTube)	W, 84-65
N24	vs. Louisiana Tech^	W, 80-73
N27	GREENSBORO COLLEGE# (SDN/Roku)	W, 111-33
D1	at No. 10 Kentucky (ESPN2)	L, 61-78
D7	at Elon (Phoenix All-Access)	W, 75-74
D12	COPPIN STATE (ESPN3)	W, 77-54
D15	NORTH ALABAMA& (ESPN+)	W, 53-48
D18	RADFORD (ESPN+)	W, 65-58
D22	*at Samford (ESPN+)	W, 83-75
D29	*CHATTANOOGA (ESPN+)	W, 85-72
J5	*at VMI (ESPN+)	W, 71-68
J10	*WOFFORD (ESPN3)	L, 43-72
J12	*FURMAN (ESPN3)	W, 89-79
J17	*at Western Carolina (ESPN+)	W, 69-60
J19	*at ETSU (ESPN3)	W, 75-68
J24	*THE CITADEL (ESPN+)	W, 83-60
J26	*MERCER (ESPN+)	W, 88-81
J31	*VMI (ESPN3)	W, 93-66
F7	*SAMFORD (ESPN+)	W, 75-67
F9	*at Chattanooga (ESPN+)	W, 78-63
F14	*at Furman (ESPN+)	7:30 p.m.
F16	*at Wofford (Nexstar/ESPN+)	7 p.m.
F21	*WESTERN CAROLINA (ESPN+)	7 p.m.
F24	*ETSU (ESPN+)	3 p.m.
F28	*at The Citadel (ESPN+)	7 p.m.
M2	*at Mercer (ESPN+)	4:30 p.m.
M8-11	at SoCon Championship (Asheville, N.C.)	

\* - Southern Conference game  
# - Delaware Invitational (campus sites)  
^ - Delaware Invitational (Newark, Del.)  
& - Fleming Gymnasium




## Samford (15-11, 5-8 SoCon)

N6	NORTH ALABAMA (ESPN3)	W, 91-74
N9	JACKSONVILLE STATE (ESPN3)	W, 92-72
N12	KENNESAW STATE (ESPN+)	W, 74-60
N14	MILES COLLEGE (ESPN3)	W, 66-57
N18	at Cleveland State# (ESPN+)	W, 73-60
N20	at No. 23 Ohio State# (BigTen2Go)	L, 50-68
N23	at Purdue Fort Wayne# (Mastodon All-Access)	W, 74-66
N25	SOUTH CAROLINA STATE# (ESPN+)	W, 77-60
N29	BELMONT (ESPN+)	L, 93-99 (OT)
D9	at Alabama A&M	W, 77-59
D13	MOREHEAD STATE (ESPN+)	W, 77-72 (OT)
D17	HOUSTON BAPTIST (ESPN+)	W, 85-61
D19	at No. 3 Tennessee (SEC Network+)	L, 70-83
D22	*UNCG (ESPN+)	L, 75-83
D29	*VMI (ESPN3)	W, 96-68
J3	*at ETSU (ESPN3)	L, 72-81 (OT)
J5	*at Western Carolina (ESPN+)	L, 69-76
J12	*at Chattanooga (ESPN3)	L, 75-80
J17	*THE CITADEL (ESPN+)	W, 80-77
J19	*MERCER (ESPN3)	L, 87-93
J24	*at Wofford (ESPN+)	L, 106-107 (OT)
J26	*at Furman (ESPN3)	W, 75-73
J31	*ETSU (ESPN3)	L, 66-74
F2	*WESTERN CAROLINA (ESPN3)	W, 92-81
F7	*at UNCG (ESPN+)	L, 67-75
F9	*at VMI (ESPN+)	84-77 (OT)
F16	*CHATTANOOGA (ESPN+)	5 p.m.
F21	*at Mercer (ESPN+)	7 p.m.
F23	*at The Citadel (Nexstar/ESPN3)	1 p.m.
F28	*FURMAN (ESPN+)	7:30 p.m.
M2	*WOFFORD (ESPN3)	2 p.m.
M8-11	at SoCon Championship (Asheville, N.C.)	

\* - Southern Conference game  
# - Buckeye Basketball Classic (campus sites)



# 2018-19 SoCon BASKETBALL SCHEDULES (ALL TIMES EASTERN)




## Chattanooga

(11-15, 6-7 SoCon)

N6	at Charlotte (CUSA-TV)	W, 80-69
N10	EASTERN KENTUCKY	L, 78-81
N13	CUMBERLAND# (ESPN+)	W, 92-61
N16	at South Alabama# (ESPN+)	L, 54-73
N17	vs. Southeast Missouri^	L, 42-63
N18	vs. Jacksonville^	L, 66-74
N23	at No. 8 Michigan (Big Ten Network)	L, 55-83
N27	HIWASSEE (ESPN3)	W, 95-62
D1	TENNESSEE TECH (ESPN+)	W, 71-60
D9	*VMI (ESPN+)	W, 83-65
D12	at Georgia State (ESPN+)	L, 88-95
D16	at Ole Miss (SEC Network)	L, 70-90
D18	at UT Martin (ESPN+)	L, 72-75
D21	BRYAN (ESPN+)	W, 79-45
D29	*at UNCG (ESPN+)	L, 72-85
J3	*at Western Carolina (ESPN3)	W, 73-62
J5	*at ETSU (ESPN+)	L, 70-96
J12	*SAMFORD (ESPN3)	W, 80-75
J17	*MERCER (ESPN3)	W, 73-70
J19	*THE CITADEL (ESPN3)	W, 73-71
J24	*at Furman (ESPN+)	L, 58-73
J26	*at Wofford (Nexstar/ESPN+)	L, 69-80
J31	*WESTERN CAROLINA (ESPN+)	L, 96-105
F2	*ETSU (ESPN3)	L, 64-77
F7	*at VMI (ESPN3)	W, 71-70
F9	*UNCG (ESPN+)	L, 63-78
F16	*at Samford (ESPN+)	5 p.m.
F21	*at The Citadel (ESPN3)	7 p.m.
F23	*at Mercer (ESPN3)	4 p.m.
F28	*WOFFORD (ESPN+)	7 p.m.
M2	*FURMAN (ESPN+)	2 p.m.
M8-11	at SoCon Championship (Asheville, N.C.)	

\* - Southern Conference game  
# - Goldie and Herman Ungar Classic (campus sites)  
^ - Goldie and Herman Ungar Classic (Mobile, Ala.)




## VMI

(7-17, 1-11 SoCon)

N6	WASHINGTON COLLEGE (SDN/Roku)	W, 89-56
N9	at Pittsburgh (ACC Network Extra)	L, 55-94
N11	GOUCHER# (SDN/Roku)	W, 98-34
N14	USC UPSTATE (ESPN+)	W, 78-72
N18	at No. 10 Kentucky# (SEC Network)	L, 82-92
N20	KENTUCKY CHRISTIAN# (ESPN3)	W, 106-80
N23	at Stetson (ESPN+)	W, 87-79 (OT)
N27	AMERICAN (ESPN3)	L, 64-74
D1	at Longwood (ESPN+)	L, 45-65
D5	at No. 15 Virginia Tech (ACC Network Extra)	L, 68-89
D9	*at Chattanooga (ESPN+)	L, 65-83
D12	at Presbyterian (ESPN+)	L, 70-103
D21	NORTH ALABAMA (ESPN+)	W, 89-68
D29	*at Samford (ESPN3)	L, 68-96
J5	*UNCG (ESPN+)	L, 68-71
J10	*FURMAN (ESPN3)	L, 57-89
J12	*WOFFORD (ESPN+)	L, 76-90
J17	*at ETSU (ESPN+)	L, 82-85
J19	*WESTERN CAROLINA (Nexstar/ESPN+)	W, 91-83
J24	*at Mercer (ESPN+)	L, 68-88
J26	*at The Citadel (ESPN+)	L, 82-84
J31	*at UNC (ESPN3)	L, 66-93
F7	*CHATTANOOGA (ESPN3)	L, 70-71
F9	*SAMFORD (ESPN+)	L, 77-84 (OT)
F14	*at Wofford (ESPN+)	7 p.m.
F16	*at Furman (ESPN3)	4:30 p.m.
F21	*ETSU (ESPN+)	7 p.m.
F23	*at Western Carolina (ESPN3)	7:30 p.m.
F28	*MERCER (ESPN3)	7 p.m.
M2	*THE CITADEL (Nexstar/ESPN+)	1 p.m.
M8-11	at SoCon Championship (Asheville, N.C.)	

\* - Southern Conference game  
# - Ohio Valley Hardwood Showcase (campus sites)




## Western Carolina

(6-20, 3-10 SoCon)

N7	at Wright State# (ESPN+)	L, 73-96
N10	COLLEGE OF CHARLESTON (ESPN3)	L, 74-77
N14	at SMU# (PonyUp TV)	L, 65-98
N17	HIWASSEE	W, 94-55
N20	vs. Jacksonville State^ (CBS Digital)	L, 53-84
N21	vs. Southern Miss^ (CBS Digital)	L, 63-68
N24	JACKSONVILLE	W, 77-65
N27	at Wake Forest (ACC Network Extra)	L, 64-71
D1	*at Furman (ESPN+)	L, 88-90 (2OT)
D5	at NC State (ACC Network Extra)	L, 67-100
D8	at UNC Asheville (ESPN+)	W, 71-59
D15	at High Point (ESPN+)	L, 59-86
D18	at No. 23 Iowa (Big Ten Network)	L, 60-78
D21	at Bowling Green (WBGUTV)	L, 52-73
D29	*WOFFORD (ESPN+)	L, 54-74
J3	*CHATTANOOGA (ESPN3)	L, 62-73
J5	*SAMFORD (ESPN+)	W, 76-69
J10	*at Mercer (ESPN+)	L, 80-84
J12	*at The Citadel (Nexstar/ESPN+)	W, 94-82
J17	*UNCG (ESPN+)	L, 60-69
J19	*at VMI (Nexstar/ESPN+)	L, 83-91
J26	*ETSU (ESPN3)	L, 69-91
J31	*at Chattanooga (ESPN+)	W, 105-96
F2	*at Samford (ESPN3)	L, 81-92
F7	*FURMAN (ESPN3)	L, 45-64
F9	*at Wofford (ESPN+)	L, 56-83
F14	*MERCER (ESPN+)	7 p.m.
F16	*THE CITADEL (ESPN+)	2 p.m.
F21	*at UNCG (ESPN+)	7 p.m.
F23	*VMI (ESPN3)	7:30 p.m.
M2	*at ETSU (ESPN+)	4 p.m.
M8-11	at SoCon Championship (Asheville, N.C.)	

\* - Southern Conference game  
# - Cancun Challenge (campus sites)  
^ - Cancun Challenge (Cancun, Mexico)



## Wofford

(21-4, 13-0 SoCon)

N6	No. 8 NORTH CAROLINA (ESPN2)	L, 67-78
N10	at High Point (ESPN+)	W, 68-60
N13	CARVER (SDN/Roku)	W, 95-34
N16	at Stanford# (Pac-12 Networks)	canc.
N18	at Oklahoma# (Fox Sports Oklahoma)	L, 64-75
N21	COPPIN STATE# (ESPN3)	W, 98-65
N23	MARS HILL# (SDN/Roku)	W, 97-46
N26	at South Carolina (SEC Network+)	W, 81-61
D1	*ETSU (ESPN+)	W, 79-62
D4	at No. 2 Kansas (ESPN+)	L, 47-72
D6	KENTUCKY CHRISTIAN (SDN/Roku)	W, 112-58
D9	COASTAL CAROLINA (ESPN+)	W, 82-71
D15	UNC ASHEVILLE (ESPN+)	W, 92-49
D19	at No. 17 Mississippi State (SEC Network+)	L, 87-98
D29	*at Western Carolina (ESPN+)	W, 74-54
J3	*THE CITADEL (ESPN+)	W, 112-81
J5	*MERCER (Nexstar/ESPN3)	W, 78-74
J10	*at UNCG (ESPN3)	W, 72-43
J12	*at VMI (ESPN+)	W, 90-76
J19	*FURMAN (Nexstar/ESPN3)	W, 59-54
J24	*SAMFORD (ESPN+)	W, 107-106 (OT)
J26	*CHATTANOOGA (Nexstar/ESPN+)	W, 80-69
J31	*at Mercer (ESPN+)	W, 76-67
F2	*at The Citadel (Nexstar/ESPN3)	W, 99-61
F7	*at ETSU (ESPN+)	W, 78-76 (OT)
F9	*WESTERN CAROLINA (ESPN+)	W, 83-56
F14	*VMI (ESPN+)	7 p.m.
F16	*UNCG (Nexstar/ESPN+)	7 p.m.
F23	*at Furman (ESPN3)	4 p.m.
F28	*at Chattanooga (ESPN+)	7 p.m.
M2	*at Samford (ESPN3)	2 p.m.
M8-11	at SoCon Championship (Asheville, N.C.)	

\* - Southern Conference game  
# - Bad Boy Mowers Battle 4 Atlantis (campus sites)

## Southern Conference men's basketball media relations information

<b>The Citadel (CitadelSports.com)</b> Milledge Austin (maustin7@citadel.edu) Office: 843-953-6567	<b>Chattanooga (GoMocs.com)</b> Jim Horten (james-horten@utc.edu) Office: 423-425-2350
<b>ETSU (ETSUBucs.com)</b> Kevin Brown (brownk@etsu.edu) Office: 423-439-5263	<b>VMI (VMIKeydets.com)</b> Wade Branner (brannerwh@vmi.edu) Office: 540-464-7515
<b>Furman (FurmanPaladins.com)</b> Jordan Caskey (jordan.caskey@furman.edu) Office: 864-294-3065	<b>Western Carolina (CatamountSports.com)</b> Steven Grandy (sgrandy@email.wcu.edu) Office: 828-227-2655
<b>Mercer (MercerBears.com)</b> Will Tharp (tharp_wb@mercer.edu) Office: 478-301-5218	<b>Wofford (WoffordTerriers.com)</b> Phil Marcello (marcellopr@wofford.edu) Office: 864-597-4092
<b>UNC Greensboro (UNCGSpartans.com)</b> Stephen Czarda (s_czarda@uncg.edu) Office: 336-334-5615	<b>Southern Conference (SoConSports.com)</b> Phil Perry (pperry@socon.org) Office: 864-591-5100 // Cell: 864-525-5174
<b>Samford (SamfordSports.com)</b> Joey Mullins (jimmulli1@samford.edu) Office: 205-726-2799	

2018-19 Southern Conference  
CONFERENCE BASKETBALL STATISTICS  
Through games of Feb 12, 2019 (All games)

SCORING OFFENSE	G	W-L	Pts	Avg/G
1. The Citadel	23	11-12	1991	86.6
2. Wofford	25	21-4	2077	83.1
3. ETSU	26	19-7	2060	79.2
4. Samford	26	15-11	2043	78.6
5. UNC Greensboro	25	22-3	1964	78.6
6. Furman	25	20-5	1957	78.3
7. VMI	24	7-17	1801	75.0
8. Mercer	24	8-16	1774	73.9
9. Chattanooga	26	11-15	1887	72.6
10. Western Carolina	26	6-20	1825	70.2

SCORING DEFENSE	G	Pts	Avg/G
1. Furman	25	1644	65.8
2. Wofford	25	1647	65.9
3. UNC Greensboro	25	1661	66.4
4. ETSU	26	1768	68.0
5. Mercer	24	1719	71.6
6. Samford	26	1936	74.5
7. Chattanooga	26	1938	74.5
8. Western Carolina	26	2068	79.5
9. VMI	24	1923	80.1
10. The Citadel	23	1958	85.1

SCORING MARGIN	G	Offense	Defense	Margin
1. Wofford	25	83.1	65.9	+17.2
2. Furman	25	78.3	65.8	+12.5
3. UNC Greensboro	25	78.6	66.4	+12.1
4. ETSU	26	79.2	68.0	+11.2
5. Samford	26	78.6	74.5	+4.1
6. Mercer	24	73.9	71.6	+2.3
7. The Citadel	23	86.6	85.1	+1.4
8. Chattanooga	26	72.6	74.5	-2.0
9. VMI	24	75.0	80.1	-5.1
10. Western Carolina	26	70.2	79.5	-9.3

FREE THROW PCT	G	FTM	FTA	Pct.
1. VMI	24	308	424	.726
2. The Citadel	23	311	430	.723
3. Samford	26	373	516	.723
4. Mercer	24	368	525	.701
5. Chattanooga	26	274	392	.699
6. Furman	25	269	385	.699
7. Wofford	25	289	414	.698
8. UNC Greensboro	25	319	457	.698
9. ETSU	26	295	442	.667
10. Western Carolina	26	329	503	.654

FIELD GOAL PERCENTAGE	G	FGM	FGA	Pct.
1. Wofford	25	758	1545	.491
2. Samford	26	731	1513	.483
3. ETSU	26	777	1613	.482
4. Furman	25	713	1505	.474
5. UNC Greensboro	25	722	1536	.470
6. Mercer	24	615	1353	.455
7. Western Carolina	26	631	1391	.454
8. The Citadel	23	704	1556	.452
9. Chattanooga	26	687	1528	.450
10. VMI	24	628	1493	.421

FIELD GOAL PCT DEFENSE	G	FGM	FGA	Pct.
1. Samford	26	683	1642	.416
2. Furman	25	618	1467	.421
3. ETSU	26	625	1470	.425
4. Wofford	25	579	1357	.427
5. UNC Greensboro	25	588	1355	.434
6. Mercer	24	598	1373	.436
7. The Citadel	23	698	1545	.452
8. Chattanooga	26	704	1537	.458
9. VMI	24	690	1484	.465
10. Western Carolina	26	736	1529	.481

3-POINT FG PCT	G	3FGM	3FGA	Pct.
1. Wofford	25	272	661	.411
2. Samford	26	208	523	.398
3. Chattanooga	26	239	639	.374
4. Western Carolina	26	234	633	.370
5. Furman	25	262	722	.363
6. ETSU	26	211	587	.359
7. UNC Greensboro	25	201	576	.349
8. VMI	24	237	682	.348
9. Mercer	24	176	514	.342
10. The Citadel	23	272	813	.335

3-POINT FG PCT DEFENSE	G	3FGM	3FGA	Pct.
1. Furman	25	180	568	.317
2. Western Carolina	26	188	568	.331
3. Wofford	25	191	556	.344
4. Samford	26	238	690	.345
5. UNC Greensboro	25	175	504	.347
6. Mercer	24	230	654	.352
7. ETSU	26	215	607	.354
8. The Citadel	23	253	713	.355
9. Chattanooga	26	195	543	.359
10. VMI	24	204	566	.360

REBOUNDING OFFENSE	G	Rebounds	Avg/G
1. ETSU	26	1072	41.2
2. The Citadel	23	871	37.9
3. Samford	26	953	36.7
4. Furman	25	901	36.0
5. VMI	24	856	35.7
6. Wofford	25	889	35.6
7. Western Carolina	26	923	35.5
8. UNC Greensboro	25	861	34.4
9. Chattanooga	26	887	34.1
10. Mercer	24	815	34.0

REBOUNDING DEFENSE	G	Rebounds	Avg/G
1. Wofford	25	708	28.3
2. ETSU	26	758	29.2
3. Western Carolina	26	826	31.8
4. Furman	25	849	34.0
5. UNC Greensboro	25	851	34.0
6. Mercer	24	854	35.6
7. Chattanooga	26	928	35.7
8. Samford	26	947	36.4
9. VMI	24	939	39.1
10. The Citadel	23	948	41.2

2018-19 Southern Conference  
CONFERENCE BASKETBALL STATISTICS  
Through games of Feb 12, 2019 (All games)

REBOUNDING MARGIN		G	Team	Avg.	Opp.	Avg.	Margin
1.	ETSU	26	1072	41.2	758	29.2	+12.1
2.	Wofford	25	889	35.6	708	28.3	+7.2
3.	Western Carolina	26	923	35.5	826	31.8	+3.7
4.	Furman	25	901	36.0	849	34.0	+2.1
5.	UNC Greensboro	25	861	34.4	851	34.0	+0.4
6.	Samford	26	953	36.7	947	36.4	+0.2
7.	Chattanooga	26	887	34.1	928	35.7	-1.6
8.	Mercer	24	815	34.0	854	35.6	-1.6
9.	The Citadel	23	871	37.9	948	41.2	-3.3
10.	VMI	24	856	35.7	939	39.1	-3.5

BLOCKED SHOTS		G	No.	Avg/G
1.	Furman	25	98	3.9
2.	Samford	26	101	3.9
3.	UNC Greensboro	25	96	3.8
4.	ETSU	26	96	3.7
5.	The Citadel	23	80	3.5
6.	Wofford	25	74	3.0
7.	Chattanooga	26	64	2.5
8.	Mercer	24	58	2.4
9.	VMI	24	45	1.9
10.	Western Carolina	26	43	1.7

ASSISTS		G	No.	Avg/G
1.	Furman	25	406	16.2
2.	ETSU	26	411	15.8
3.	The Citadel	23	362	15.7
4.	Wofford	25	385	15.4
5.	Samford	26	375	14.4
6.	VMI	24	331	13.8
7.	Chattanooga	26	345	13.3
8.	UNC Greensboro	25	330	13.2
9.	Mercer	24	306	12.8
10.	Western Carolina	26	312	12.0

STEALS		G	No.	Avg/G
1.	Furman	25	227	9.1
2.	UNC Greensboro	25	226	9.0
3.	ETSU	26	199	7.7
4.	The Citadel	23	168	7.3
5.	Samford	26	187	7.2
6.	Wofford	25	173	6.9
7.	Mercer	24	165	6.9
8.	VMI	24	162	6.8
9.	Western Carolina	26	114	4.4
10.	Chattanooga	26	113	4.3

TURNOVER MARGIN		G	Team	Avg.	Opp.	Avg.	Margin
1.	UNC Greensboro	25	283	11.3	446	17.8	+6.5
2.	Wofford	25	272	10.9	356	14.2	+3.4
3.	Furman	25	321	12.8	377	15.1	+2.2
4.	Mercer	24	311	13.0	356	14.8	+1.9
5.	The Citadel	23	304	13.2	326	14.2	+1.0
6.	ETSU	26	378	14.5	381	14.7	+0.1
7.	VMI	24	312	13.0	314	13.1	+0.1
8.	Samford	26	373	14.3	353	13.6	-0.8
9.	Chattanooga	26	336	12.9	298	11.5	-1.5
10.	Western Carolina	26	485	18.7	272	10.5	-8.2

ASSIST/TURNOVER RATIO		G	Ast.	Avg.	T/O	Avg.	Ratio
1.	Wofford	25	385	15.4	272	10.9	1.4
2.	Furman	25	406	16.2	321	12.8	1.3
3.	The Citadel	23	362	15.7	304	13.2	1.2
4.	UNC Greensboro	25	330	13.2	283	11.3	1.2
5.	ETSU	26	411	15.8	378	14.5	1.1
6.	VMI	24	331	13.8	312	13.0	1.1
7.	Chattanooga	26	345	13.3	336	12.9	1.0
8.	Samford	26	375	14.4	373	14.3	1.0
9.	Mercer	24	306	12.8	311	13.0	1.0
10.	Western Carolina	26	312	12.0	485	18.7	0.6

OFFENSIVE REBOUNDS		G	No.	Avg/G
1.	ETSU	26	359	13.8
2.	UNC Greensboro	25	278	11.1
3.	Wofford	25	275	11.0
4.	The Citadel	23	249	10.8
5.	Furman	25	260	10.4
6.	Western Carolina	26	258	9.9
7.	Mercer	24	237	9.9
8.	VMI	24	228	9.5
9.	Samford	26	240	9.2
10.	Chattanooga	26	226	8.7

DEFENSIVE REBOUNDS		G	No.	Avg/G
1.	Samford	26	713	27.4
	ETSU	26	713	27.4
3.	The Citadel	23	622	27.0
4.	VMI	24	628	26.2
5.	Furman	25	641	25.6
6.	Western Carolina	26	665	25.6
7.	Chattanooga	26	661	25.4
8.	Wofford	25	614	24.6
9.	Mercer	24	578	24.1
10.	UNC Greensboro	25	583	23.3

DEFENSIVE REB PCT.		G	D-Reb	Opp. OR	D-Reb%
1.	ETSU	26	713	205	.777
2.	Wofford	25	614	183	.770
3.	Western Carolina	26	665	232	.741
4.	Chattanooga	26	661	243	.731
5.	VMI	24	628	241	.723
6.	Furman	25	641	255	.715
7.	UNC Greensboro	25	583	255	.696
8.	The Citadel	23	622	286	.685
9.	Samford	26	713	328	.685
10.	Mercer	24	578	280	.674

OFFENSIVE REB PCT.		G	O-Reb	Opp. DR	O-Reb%
1.	ETSU	26	359	553	.394
2.	Wofford	25	275	525	.344
3.	UNC Greensboro	25	278	596	.318
4.	Furman	25	260	594	.304
5.	Western Carolina	26	258	594	.303
6.	Mercer	24	237	574	.292
7.	Samford	26	240	619	.279
8.	The Citadel	23	249	662	.273
9.	Chattanooga	26	226	685	.248
10.	VMI	24	228	698	.246



2018-19 Southern Conference  
CONFERENCE BASKETBALL STATISTICS  
Through games of Feb 12, 2019 (All games)

3-POINT FG MADE	G	No.	Avg/G
1. The Citadel	23	272	11.8
2. Wofford	25	272	10.9
3. Furman	25	262	10.5
4. VMI	24	237	9.9
5. Chattanooga	26	239	9.2
6. Western Carolina	26	234	9.0
7. ETSU	26	211	8.1
8. UNC Greensboro	25	201	8.0
9. Samford	26	208	8.0
10. Mercer	24	176	7.3

2018-19 Southern Conference  
CONFERENCE BASKETBALL STATISTICS  
Through games of Feb 12, 2019 (All games)

Team	Conference	Pct.	PF	PA	Overall	Pct.	PF	PA	Current unbeaten streak
Wofford	13-0	1.000	83.6	67.6	21-4	.840	83.1	65.9	Wofford -- 12
UNC Greensboro	11-1	.917	77.7	69.2	22-3	.880	78.6	66.4	UNC Greensboro -- 8
Furman	9-4	.692	75.8	67.5	20-5	.800	78.3	65.8	Furman -- 4
ETSU	9-4	.692	78.5	72.5	19-7	.731	79.2	68.0	The Citadel -- 1
Chattanooga	6-7	.462	72.7	77.5	11-15	.423	72.6	74.5	Samford -- 1
Samford	5-8	.385	80.3	80.4	15-11	.577	78.6	74.5	
The Citadel	3-9	.250	73.4	85.2	11-12	.478	86.6	85.1	
Mercer	3-9	.250	73.0	76.1	8-16	.333	73.9	71.6	
Western Carolina	3-10	.231	73.3	81.4	6-20	.231	70.2	79.5	
VMI	1-11	.083	72.5	84.8	7-17	.292	75.0	80.1	

TEAM SUMMARIES	G	PF-PA	Avg score	Margin	FG-FGA	Pct.	3FG-FGA	Pct.	FT-FTA	Pct.	RebF	RebA	Margin
Chattanooga	26	1887-1938	72.6-74.5	-2.0	687-1528	.450	239-639	.374	274-392	.699	887	928	-1.6
ETSU	26	2060-1768	79.2-68.0	+11.2	777-1613	.482	211-587	.359	295-442	.667	1072	758	+12.1
Furman	25	1957-1644	78.3-65.8	+12.5	713-1505	.474	262-722	.363	269-385	.699	901	849	+2.1
Mercer	24	1774-1719	73.9-71.6	+2.3	615-1353	.455	176-514	.342	368-525	.701	815	854	-1.6
Samford	26	2043-1936	78.6-74.5	+4.1	731-1513	.483	208-523	.398	373-516	.723	953	947	+0.2
The Citadel	23	1991-1958	86.6-85.1	+1.4	704-1556	.452	272-813	.335	311-430	.723	871	948	-3.3
UNC Greensboro	25	1964-1661	78.6-66.4	+12.1	722-1536	.470	201-576	.349	319-457	.698	861	851	+0.4
VMI	24	1801-1923	75.0-80.1	-5.1	628-1493	.421	237-682	.348	308-424	.726	856	939	-3.5
Western Carolina	26	1825-2068	70.2-79.5	-9.3	631-1391	.454	234-633	.370	329-503	.654	923	826	+3.7
Wofford	25	2077-1647	83.1-65.9	+17.2	758-1545	.491	272-661	.411	289-414	.698	889	708	+7.2

ATTENDANCE	Home	Average	Away	Average	Neutral	Average	Total	Average
Chattanooga	12-37496	3125	12-40227	3352	2-0	0	26-77723	2989
ETSU	12-52045	4337	12-49458	4122	2-4011	2006	26-105514	4058
Furman	12-22217	1851	13-45822	3525	0-0	0	25-68039	2722
Mercer	12-29012	2418	11-37486	3408	1-2504	2504	24-69002	2875
Samford	14-15301	1093	12-46724	3894	0-0	0	26-62025	2386
The Citadel	12-13166	1097	11-40699	3700	0-0	0	23-53865	2342
UNC Greensboro	13-31892	2453	11-55587	5053	1-172	172	25-87651	3506
VMI	12-10385	865	12-50641	4220	0-0	0	24-61026	2543
Western Carolina	9-13371	1486	15-49437	3296	2-0	0	26-62808	2416
Wofford	14-32466	2319	11-49015	4456	0-0	0	25-81481	3259
Totals	122-257351	2109	120-465096	3876	8-6687	836	250-729134	2917

2018-19 Southern Conference  
INDIVIDUAL BASKETBALL STATISTICS  
Through games of Feb 12, 2019 (All games)

To be ranked, a player must appear in at least 75.0% of their team's games.

SCORING							REBOUNDING						
	Cl	G	FG	3FG	FT	Pts Avg/G		Cl	G	Off	Def	Total	Avg/G
1. Bubba Parham-VMI	So	24	152	82	105	491 20.5	1. Jeromy Rodriguez-ETSU	Jr	26	96	199	295	11.3
2. Fletcher Magee-WOF	Sr	25	155	109	80	499 20.0	2. Carlos Dotson-WCU	Jr	25	80	160	240	9.6
3. Lew Stallworth-CIT	Sr	23	171	20	80	442 19.2	3. Matt Rafferty-FUR	Sr	25	69	153	222	8.9
4. Francis Alonso-UNCG	Sr	25	135	70	89	429 17.2	4. Ruben Guerrero-SAM	Sr	26	85	129	214	8.2
5. Matt Rafferty-FUR	Sr	25	160	6	98	424 17.0	5. Mladen Armus-ETSU	So	26	71	139	210	8.1
6. Ross Cummings-MER	So	24	120	77	89	406 16.9	6. Robert Allen-SAM	Fr	26	41	158	199	7.7
7. Jordan Lyons-FUR	Jr	25	143	81	41	408 16.3	7. Cameron Jackson-WOF	Sr	25	72	119	191	7.6
8. Josh Sharkey-SAM	Jr	26	137	24	120	418 16.1	8. James Dickey-UNCG	Jr	19	41	100	141	7.4
9. Isaiah Miller-UNCG	So	25	161	17	42	381 15.2	9. Zane Najdawi-CIT	Sr	23	53	115	168	7.3
10. Cameron Jackson-WOF	Sr	25	147	7	74	375 15.0	10. Keve Aluma-WOF	So	25	69	107	176	7.0
11. Kevin Easley-UTC	Fr	26	142	46	53	383 14.7	11. Garrett Gilkeson-VMI	Jr	24	46	116	162	6.8
12. Ruben Guerrero-SAM	Sr	26	152	0	51	355 13.7	12. Kevin Easley-UTC	Fr	26	43	123	166	6.4
13. Kameron Gibson-WCU	Fr	26	129	64	28	350 13.5	13. Tyler Creammer-VMI	Jr	22	38	96	134	6.1
14. Brandon Austin-SAM	Jr	26	119	77	34	349 13.4	14. Clay Mounce-FUR	So	25	41	108	149	6.0
15. Nathan Hoover-WOF	Jr	25	110	65	50	335 13.4	15. Fardaws Aimaq-MER	Fr	22	52	70	122	5.5
16. Carlos Dotson-WCU	Jr	25	133	0	67	333 13.3	16. Lew Stallworth-CIT	Sr	23	8	116	124	5.4
17. Zane Najdawi-CIT	Sr	23	108	15	73	304 13.2	17. Ethan Stair-MER	Jr	24	35	89	124	5.2
18. Matt Frierson-CIT	Sr	23	88	87	33	296 12.9	18. Onno Steger-WCU	Jr	26	37	92	129	5.0
19. Jeromy Rodriguez-ETSU	Jr	26	129	0	53	311 12.0	19. Eric Hamilton-UNCG	Jr	25	42	82	124	5.0
20. Patrick Good-ETSU	So	25	93	80	33	299 12.0	20. Myles Lewis-VMI	So	24	41	78	119	5.0
21. Matt Halvorsen-WCU	So	26	87	64	72	310 11.9							
22. Donovan Toatley-UTC	Fr	23	99	21	54	273 11.9							
23. Myron Gordon-SAM	Jr	26	97	26	87	307 11.8							
24. Tray Boyd III-ETSU	Jr	26	115	59	10	299 11.5							
25. Ethan Stair-MER	Jr	24	99	36	41	275 11.5							
26. Kaiden Rice-CIT	So	23	91	54	20	256 11.1							
27. Djordje Dimitrijevic-MER	Jr	24	90	23	64	267 11.1							
28. Onno Steger-WCU	Jr	26	92	52	53	289 11.1							
29. Clay Mounce-FUR	So	25	105	40	27	277 11.1							
30. Jaylen Stowe-MER	Sr	24	94	8	65	261 10.9							

FIELD GOAL PCT						ASSISTS			
	Cl	G	FGM	FGA	Pct.		Cl	G	No. Avg/G
1. Matt Rafferty-FUR	Sr	25	160	254	.630	1. Josh Sharkey-SAM	Jr	26	201 7.7
2. Ruben Guerrero-SAM	Sr	26	152	250	.608	2. Lew Stallworth-CIT	Sr	23	137 6.0
3. Cameron Jackson-WOF	Sr	25	147	251	.586	3. Demetrius Troy-UNCG	Sr	25	106 4.2
4. Carlos Dotson-WCU	Jr	25	133	228	.583	4. Matt Rafferty-FUR	Sr	25	105 4.2
5. Lew Stallworth-CIT	Sr	23	171	313	.546	5. Marcus Cohen-MER	So	22	80 3.6
6. Isaiah Miller-UNCG	So	25	161	310	.519	6. Bubba Parham-VMI	So	24	85 3.5
7. Kevin Easley-UTC	Fr	26	142	312	.455	7. Alex Hunter-FUR	So	25	87 3.5
8. Josh Sharkey-SAM	Jr	26	137	311	.441	8. Storm Murphy-WOF	So	24	76 3.2
9. Ross Cummings-MER	So	24	120	276	.435	9. Isaiah Tisdale-ETSU	Jr	25	78 3.1
10. Francis Alonso-UNCG	Sr	25	135	315	.429	10. Donovan Toatley-UTC	Fr	23	71 3.1
11. Fletcher Magee-WOF	Sr	25	155	365	.425	11. Garrett Gilkeson-VMI	Jr	24	68 2.8
12. Bubba Parham-VMI	So	24	152	368	.413	12. Matt Halvorsen-WCU	So	26	71 2.7
13. Jordan Lyons-FUR	Jr	25	143	359	.398	13. Cameron Jackson-WOF	Sr	25	65 2.6
						14. Bo Hodges-ETSU	So	21	54 2.6
						15. Francis Alonso-UNCG	Sr	25	63 2.5



2018-19 Southern Conference  
INDIVIDUAL BASKETBALL STATISTICS  
Through games of Feb 12, 2019 (All games)

FREE THROW PCT					
	Cl	G	FTM	FTA	Pct.
1. Fletcher Magee-WOF	Sr	25	80	87	.920
2. Francis Alonso-UNCG	Sr	25	89	101	.881
3. Matt Halvorsen-WCU	So	26	72	83	.867
4. Myron Gordon-SAM	Jr	26	87	101	.861
5. Ross Cummings-MER	So	24	89	107	.832
6. Djordje Dimitrijevic-MER	Jr	24	64	80	.800
7. Bubba Parham-VMI	So	24	105	137	.766
8. Matt Rafferty-FUR	Sr	25	98	129	.760
9. Josh Sharkey-SAM	Jr	26	120	160	.750
10. Zane Najdawi-CIT	Sr	23	73	101	.723
11. Jaylen Stowe-MER	Sr	24	65	91	.714
12. Lew Stallworth-CIT	Sr	23	80	115	.696
13. Cameron Jackson-WOF	Sr	25	74	120	.617
14. Carlos Dotson-WCU	Jr	25	67	133	.504

STEALS				
	Cl	G	No.	Avg/G
1. Isaiah Miller-UNCG	So	25	71	2.8
2. Josh Sharkey-SAM	Jr	26	72	2.8
3. Matt Rafferty-FUR	Sr	25	67	2.7
4. Ethan Stair-MER	Jr	24	44	1.8
5. Cameron Jackson-WOF	Sr	25	41	1.6
6. Garrett Gilkeson-VMI	Jr	24	38	1.6
7. James Dickey-UNCG	Jr	19	28	1.5
8. Demetrius Troy-UNCG	Sr	25	32	1.3
9. Jordan Lyons-FUR	Jr	25	31	1.2
10. Jeromy Rodriguez-ETSU	Jr	26	31	1.2
11. Myles Lewis-VMI	So	24	27	1.1
12. Jaylen Stowe-MER	Sr	24	26	1.1
13. Francis Alonso-UNCG	Sr	25	27	1.1
14. Brandon Austin-SAM	Jr	26	28	1.1
15. Matt Frierson-CIT	Sr	23	24	1.0

3-POINT FG PCT					
	Cl	G	3FG	FGA	Pct.
1. Keavion Nolan-SAM	So	23	36	68	.529
2. Storm Murphy-WOF	So	24	37	75	.493
3. Nathan Hoover-WOF	Jr	25	65	143	.455
4. Brandon Austin-SAM	Jr	26	77	174	.443
5. Clay Mounce-FUR	So	25	40	91	.440
6. Garrett Gilkeson-VMI	Jr	24	36	83	.434
7. Kameron Gibson-WCU	Fr	26	64	150	.427
8. Kyrin Galloway-UNCG	Jr	25	39	92	.424
9. Patrick Good-ETSU	So	25	80	192	.417
10. Ross Cummings-MER	So	24	77	187	.412
11. Kevin Easley-UTC	Fr	26	46	113	.407
12. Fletcher Magee-WOF	Sr	25	109	269	.405
13. Ethan Stair-MER	Jr	24	36	90	.400
14. Bubba Parham-VMI	So	24	82	212	.387
15. Matt Frierson-CIT	Sr	23	87	227	.383

3-POINT FG MADE				
	Cl	G	3FG	Avg/G
1. Fletcher Magee-WOF	Sr	25	109	4.4
2. Matt Frierson-CIT	Sr	23	87	3.8
3. Bubba Parham-VMI	So	24	82	3.4
4. Jordan Lyons-FUR	Jr	25	81	3.2
5. Ross Cummings-MER	So	24	77	3.2
6. Patrick Good-ETSU	So	25	80	3.2
7. Brandon Austin-SAM	Jr	26	77	3.0
8. Francis Alonso-UNCG	Sr	25	70	2.8
9. Nathan Hoover-WOF	Jr	25	65	2.6
10. Kameron Gibson-WCU	Fr	26	64	2.5
Matt Halvorsen-WCU	So	26	64	2.5
12. Kaiden Rice-CIT	So	23	54	2.3
13. Tray Boyd III-ETSU	Jr	26	59	2.3
14. Onno Steger-WCU	Jr	26	52	2.0
15. Kevin Easley-UTC	Fr	26	46	1.8

BLOCKED SHOTS				
	Cl	G	No.	Avg/G
1. Ruben Guerrero-SAM	Sr	26	59	2.3
2. James Dickey-UNCG	Jr	19	39	2.1
3. Zane Najdawi-CIT	Sr	23	39	1.7
4. Cameron Jackson-WOF	Sr	25	30	1.2
5. Matt Rafferty-FUR	Sr	25	28	1.1
6. Mladen Armus-ETSU	So	26	28	1.1
7. Clay Mounce-FUR	So	25	25	1.0
8. Fardaws Aimaq-MER	Fr	22	19	0.9
9. Kyrin Galloway-UNCG	Jr	25	21	0.8
10. Robert Allen-SAM	Fr	26	21	0.8
11. Jeromy Rodriguez-ETSU	Jr	26	18	0.7
12. Jake Stephens-VMI	Fr	24	16	0.7
13. Victor Bafutto-MER	So	23	15	0.7
14. Keve Aluma-WOF	So	25	16	0.6
15. Noah Gurley-FUR	Fr	23	13	0.6

ASSIST/TURNOVER RATIO					
	Cl	G	Ast.	T/O	Ratio
1. Alex Hunter-FUR	So	25	87	26	3.3
2. Isaiah Tisdale-ETSU	Jr	25	78	26	3.0
3. Demetrius Troy-UNCG	Sr	25	106	44	2.4
4. Storm Murphy-WOF	So	24	76	32	2.4
5. Matt Rafferty-FUR	Sr	25	105	52	2.0
6. Lew Stallworth-CIT	Sr	23	137	80	1.7
7. Marcus Cohen-MER	So	22	80	49	1.6
8. Josh Sharkey-SAM	Jr	26	201	133	1.5
9. Donovann Toatley-UTC	Fr	23	71	53	1.3
10. Bubba Parham-VMI	So	24	85	68	1.3

2018-19 Southern Conference  
INDIVIDUAL BASKETBALL STATISTICS  
Through games of Feb 12, 2019 (All games)

OFFENSIVE REBOUNDS			
	Cl	G	No. Avg/G
1. Jeromy Rodriguez-ETSU	Jr	26	96 3.7
2. Ruben Guerrero-SAM	Sr	26	85 3.3
3. Carlos Dotson-WCU	Jr	25	80 3.2
4. Cameron Jackson-WOF	Sr	25	72 2.9
5. Keve Aluma-WOF	So	25	69 2.8
Matt Rafferty-FUR	Sr	25	69 2.8
7. Mladen Armus-ETSU	So	26	71 2.7
8. Fardaws Aimaq-MER	Fr	22	52 2.4
9. Zane Najdawi-CIT	Sr	23	53 2.3
10. James Dickey-UNCG	Jr	19	41 2.2
11. Chevez Goodwin-WOF	So	25	49 2.0
12. Garrett Gilkeson-VMI	Jr	24	46 1.9
13. Tyler Creammer-VMI	Jr	22	38 1.7
14. Myles Lewis-VMI	So	24	41 1.7
15. Eric Hamilton-UNCG	Jr	25	42 1.7

DEFENSIVE REBOUNDS			
	Cl	G	No. Avg/G
1. Jeromy Rodriguez-ETSU	Jr	26	199 7.7
2. Carlos Dotson-WCU	Jr	25	160 6.4
3. Matt Rafferty-FUR	Sr	25	153 6.1
4. Robert Allen-SAM	Fr	26	158 6.1
5. Mladen Armus-ETSU	So	26	139 5.3
6. James Dickey-UNCG	Jr	19	100 5.3
7. Lew Stallworth-CIT	Sr	23	116 5.0
8. Zane Najdawi-CIT	Sr	23	115 5.0
9. Ruben Guerrero-SAM	Sr	26	129 5.0
10. Garrett Gilkeson-VMI	Jr	24	116 4.8
11. Cameron Jackson-WOF	Sr	25	119 4.8
12. Kevin Easley-UTC	Fr	26	123 4.7
13. Tyler Creammer-VMI	Jr	22	96 4.4
14. Clay Mounce-FUR	So	25	108 4.3
15. Keve Aluma-WOF	So	25	107 4.3

MINUTES PLAYED			
	Cl	G	No. Avg/G
1. Josh Sharkey-SAM	Jr	26	922 35.5
2. Bubba Parham-VMI	So	24	818 34.1
3. Matt Halvorsen-WCU	So	26	879 33.8
4. Matt Rafferty-FUR	Sr	25	831 33.2
5. Alex Hunter-FUR	So	25	827 33.1
6. Ross Cummings-MER	So	24	792 33.0
7. Ethan Stair-MER	Jr	24	790 32.9
Garrett Gilkeson-VMI	Jr	24	790 32.9
9. Jordan Lyons-FUR	Jr	25	813 32.5
10. Lew Stallworth-CIT	Sr	23	746 32.4

2018-19 Southern Conference  
Conference Team Highs  
Through games of Feb 12, 2019 (All games)

TEAM HIGHS (highest totals made by)

Points	148	The Citadel vs Mid-Atl. Christian (11/12/18)
	137	The Citadel vs Johnson (11/14/18)
	127	The Citadel vs Johnson & Wales (12/05/18)
	112	The Citadel vs High Point (11/27/18)
	112	Wofford vs Kentucky Christian (12/06/18)
	112	Wofford vs The Citadel (01/03/19)
Margin	78 (111-33)	UNC Greensboro vs Greensboro College (11/27/18)
	77 (137-60)	The Citadel vs Johnson (11/14/18)
	73 (148-75)	The Citadel vs Mid-Atl. Christian (11/12/18)
	65 (109-44)	ETSU vs Hiwassee (11/08/18)
	64 (98-34)	VMI vs Goucher (11/11/18)
Field goals made	57	The Citadel vs Mid-Atl. Christian (11/12/18)
	47	The Citadel vs Johnson (11/14/18)
	46	ETSU vs Hiwassee (11/08/18)
	46	The Citadel vs Johnson & Wales (12/05/18)
	45	Wofford vs Kentucky Christian (12/06/18)
Field goal attempts	98	The Citadel vs Mid-Atl. Christian (11/12/18)
	88	The Citadel vs Johnson & Wales (12/05/18)
	85	The Citadel vs Johnson (11/14/18)
	81	Samford vs Belmont (11/29/18)
	81	Wofford vs Kentucky Christian (12/06/18)
Field goal percentage	.672 (43-64)	Wofford vs The Citadel (01/03/19)
	.667 (38-57)	Samford at Wofford (01/24/19)
	.640 (32-50)	Furman vs ETSU (02/09/19)
	.623 (38-61)	Samford vs North Alabama (11/06/18)
	.623 (38-61)	The Citadel vs High Point (11/27/18)
3-Pt FG made	23	The Citadel vs Mid-Atl. Christian (11/12/18)
	23	The Citadel vs High Point (11/27/18)
	21	Furman vs North Greenville (11/15/18)
	20	Wofford at The Citadel (02/02/19)
	19	UNC Greensboro at LSU (11/09/18)
	19	VMI at Kentucky (11/18/18)
3-Pt FG attempts	51	The Citadel vs Mid-Atl. Christian (11/12/18)
	49	Furman vs North Greenville (11/15/18)
	48	The Citadel vs Johnson (11/14/18)
	46	Furman vs UNCW (12/15/18)
	46	The Citadel at Samford (01/17/19)
3-Pt percentage	.733 (11-15)	Samford at Wofford (01/24/19)
	.667 (12-18)	Furman vs ETSU (02/09/19)
	.606 (20-33)	Wofford at The Citadel (02/02/19)
	.591 (13-22)	Wofford at Mississippi State (12/19/18)
	.577 (15-26)	Wofford vs The Citadel (01/03/19)
Free throws made	32	ETSU vs Reinhardt (12/03/18)
	29	Western Carolina vs Hiwassee (11/17/18)
	29	Mercer at UNC Greensboro (01/26/19)
	27	Mercer vs Piedmont (11/09/18)
	27	UNC Greensboro at Samford (12/22/18)
	27	Mercer at Samford (01/19/19)
Free throw attempts	40	Mercer vs Piedmont (11/09/18)
	39	ETSU vs Reinhardt (12/03/18)
	38	Western Carolina vs Hiwassee (11/17/18)
	36	UNC Greensboro at Samford (12/22/18)
	35	Samford vs Jacksonville State (11/09/18)
	35	Mercer at Samford (01/19/19)
Free throw percentage	1.000 (11-11)	VMI at Presbyterian (12/12/18)



	1.000	(5-5)	VMI at Kentucky (11/18/18)
	1.000	(3-3)	ETSU at Creighton (11/11/18)
	.950	(19-20)	Samford at Wofford (01/24/19)
	.941	(16-17)	Furman at VMI (01/10/19)
Rebounds	64		ETSU vs Reinhardt (12/03/18)
	63		The Citadel vs Mid-Atl. Christian (11/12/18)
	62		The Citadel vs Johnson (11/14/18)
	56		ETSU vs Hiwassee (11/08/18)
	56		Western Carolina vs Hiwassee (11/17/18)
Assists	37		The Citadel vs Mid-Atl. Christian (11/12/18)
	28		The Citadel vs Johnson (11/14/18)
	27		The Citadel vs High Point (11/27/18)
	27		UNC Greensboro vs Greensboro College (11/27/18)
	27		The Citadel vs Johnson & Wales (12/05/18)
	27		Wofford vs Kentucky Christian (12/06/18)
Steals	23		UNC Greensboro vs Greensboro College (11/27/18)
	20		Wofford vs Mars Hill (11/23/18)
	18		VMI vs Goucher (11/11/18)
	16		The Citadel vs Johnson (11/14/18)
	15		UNC Greensboro vs Johnson & Wales (11/16/18)
	15		The Citadel vs Western Carolina (01/12/19)
Blocked shots	14		The Citadel vs Johnson (11/14/18)
	9		UNC Greensboro at North Carolina A&T (11/06/18)
	9		Mercer vs Piedmont (11/09/18)
	9		UNC Greensboro vs Mercer (01/26/19)
	9		Samford vs ETSU (01/31/19)
Turnovers	35		Western Carolina vs Jacksonville State (11/20/18)
	33		Western Carolina at NC State (12/05/18)
	29		Western Carolina at The Citadel (01/12/19)
	26		Western Carolina at Iowa (12/18/18)
	24		Mercer at UNC Greensboro (01/26/19)
Fouls	29		Western Carolina at Wake Forest (11/27/18)
	28		Samford vs Jacksonville State (11/09/18)
	28		Mercer at NC State (11/24/18)
	27		Western Carolina vs Hiwassee (11/17/18)
	26		UNC Greensboro at LSU (11/09/18)
	26		VMI at Kentucky (11/18/18)
	26		ETSU vs Wyoming (12/21/18)
	26		Western Carolina at The Citadel (01/12/19)
	26		Chattanooga vs Western Carolina (01/31/19)

2018-19 Southern Conference  
Conference Individual Highs  
Through games of Feb 12, 2019 (All games)

INDIVIDUAL PLAYER GAME HIGHS

Points	54		Jordan Lyons (Furman) vs North Greenville (11/15/18)
	36		Ross Cummings (Mercer) vs Western Carolina (01/10/19)
	35		Bubba Parham (VMI) at Kentucky (11/18/18)
	35		Patrick Good (ETSU) at Western Carolina (01/26/19)
	34		Kameron Gibson (Western Carolina) at SMU (11/14/18)
Field goals made	15		Jordan Lyons (Furman) vs North Greenville (11/15/18)
	12		Kyrin Galloway (UNC Greensboro) at LSU (11/09/18)
	12		Kameron Gibson (Western Carolina) at SMU (11/14/18)
	12		Carlos Dotson (Western Carolina) at Furman (12/01/18)
	12		Ross Cummings (Mercer) vs Western Carolina (01/10/19)
	12		Lew Stallworth (The Citadel) vs Western Carolina (01/12/19)
	12		Patrick Good (ETSU) at Western Carolina (01/26/19)
	12		Marcus Thomas (Western Carolina) at Chattanooga (01/31/19)
Field goal attempts	35		Jordan Lyons (Furman) vs North Greenville (11/15/18)
	26		Jordan Lyons (Furman) vs Western Carolina (12/01/18)
	24		Bubba Parham (VMI) at Stetson (11/23/18)
	24		Fletcher Magee (Wofford) vs Samford (01/24/19)
	23		Fletcher Magee (Wofford) vs North Carolina (11/06/18)
Field goal percentage	.889	(8-9)	Daivien Williamson (ETSU) at Illinois (12/15/18)
	.857	(12-14)	Kyrin Galloway (UNC Greensboro) at LSU (11/09/18)
	.833	(10-12)	Zane Najdawi (The Citadel) vs Johnson & Wales (12/05/18)
	.833	(10-12)	Jeromy Rodriguez (ETSU) at Furman (02/09/19)
	.818	(9-11)	Matt Rafferty (Furman) vs Bob Jones (11/06/18)
	.818	(9-11)	Cameron Jackson (Wofford) vs Coppin State (11/21/18)
	.818	(9-11)	Matt Rafferty (Furman) at Elon (12/04/18)
	.818	(9-11)	Myron Gordon (Samford) vs Western Carolina (02/02/19)
3-Pt FG made	15		Jordan Lyons (Furman) vs North Greenville (11/15/18)
	11		Patrick Good (ETSU) at Western Carolina (01/26/19)
	10		Matt Frierson (The Citadel) vs Johnson (11/14/18)
	10		Bubba Parham (VMI) at Kentucky (11/18/18)
	9		Nathan Hoover (Wofford) at South Carolina (11/26/18)
3-Pt FG attempts	34		Jordan Lyons (Furman) vs North Greenville (11/15/18)
	19		Fletcher Magee (Wofford) vs Samford (01/24/19)
	17		Jordan Lyons (Furman) vs Western Carolina (12/01/18)
	17		Patrick Good (ETSU) at Western Carolina (01/26/19)
	16		Fletcher Magee (Wofford) vs North Carolina (11/06/18)
	16		Matt Frierson (The Citadel) vs Johnson (11/14/18)
	16		Bubba Parham (VMI) at Kentucky (11/18/18)
3-Pt percentage	1.000	(5-5)	Josh Sharkey (Samford) vs Houston Baptist (12/17/18)
	1.000	(5-5)	Kevin Easley (Chattanooga) at Western Carolina (01/03/19)
	1.000	(5-5)	Andrew Brown (Furman) vs ETSU (02/09/19)
	.857	(6-7)	Marcus Thomas (Western Carolina) at Chattanooga (01/31/19)
	.833	(5-6)	Kevin Easley (Chattanooga) at Michigan (11/23/18)
	.833	(5-6)	Connor Kern (The Citadel) vs High Point (11/27/18)
	.833	(5-6)	Kevidon Nolan (Samford) vs VMI (12/29/18)
	.833	(5-6)	Ross Cummings (Mercer) at Chattanooga (01/17/19)
	.833	(5-6)	Angelo Allegri (UNC Greensboro) at ETSU (01/19/19)
	.833	(5-6)	Kameron Gibson (Western Carolina) vs ETSU (01/26/19)
Free throws made	17		Francis Alonso (UNC Greensboro) at Samford (12/22/18)
	14		Onno Steger (Western Carolina) at Chattanooga (01/31/19)
	12		Bubba Parham (VMI) vs American (11/27/18)
	12		Ross Cummings (Mercer) at Samford (01/19/19)
	11		Djordje Dimitrijevic (Mercer) at NC State (11/24/18)
	11		Eric Hamilton (UNC Greensboro) vs Coppin State (12/12/18)
	11		Bubba Parham (VMI) at The Citadel (01/26/19)

	11	Donovann Toatley (Chattanooga) vs Western Carolina (01/31/19)
Free throw attempts	21	Francis Alonso (UNC Greensboro) at Samford (12/22/18)
	15	Eric Hamilton (UNC Greensboro) vs Coppin State (12/12/18)
	15	Onno Steger (Western Carolina) at Chattanooga (01/31/19)
	14	Bubba Parham (VMI) vs American (11/27/18)
	14	Cameron Jackson (Wofford) vs Western Carolina (02/09/19)
Free throw percentage	1.000 (12-12)	Ross Cummings (Mercer) at Samford (01/19/19)
	1.000 (11-11)	Djordje Dimitrijevic (Mercer) at NC State (11/24/18)
	1.000 (10-10)	Zane Najdawi (The Citadel) vs Johnson (11/14/18)
	1.000 (10-10)	Nathan Hoover (Wofford) vs Coastal Carolina (12/09/18)
	1.000 (10-10)	Matt Rafferty (Furman) at UNC Greensboro (01/12/19)
	1.000 (9-9)	Matt Frierson (The Citadel) at Campbell (12/18/18)
	1.000 (8-8)	Donovann Toatley (Chattanooga) at Charlotte (11/06/18)
	1.000 (8-8)	Francis Alonso (UNC Greensboro) vs Johnson & Wales (11/16/18)
	1.000 (8-8)	Matt Halvorsen (Western Carolina) vs Hiwassee (11/17/18)
	1.000 (8-8)	Daivien Williamson (ETSU) vs Reinhardt (12/03/18)
	1.000 (8-8)	Matt Halvorsen (Western Carolina) vs Chattanooga (01/03/19)
	1.000 (8-8)	Ross Cummings (Mercer) at UNC Greensboro (01/26/19)
	1.000 (8-8)	Fletcher Magee (Wofford) at The Citadel (02/02/19)
Rebounds	19	Jeromy Rodriguez (ETSU) vs Samford (01/03/19)
	18	Thomas Smallwood (Chattanooga) vs Cumberland (11/13/18)
	18	Jeromy Rodriguez (ETSU) at Mercer (01/12/19)
	17	Matt Rafferty (Furman) at Villanova (11/17/18)
	17	Jeromy Rodriguez (ETSU) at Georgia Southern (11/27/18)
	17	Mladen Armus (ETSU) vs Samford (01/03/19)
	17	Jeromy Rodriguez (ETSU) vs Wofford (02/07/19)
Assists	16	Josh Sharkey (Samford) at Wofford (01/24/19)
	14	Josh Sharkey (Samford) at ETSU (01/03/19)
	13	Lew Stallworth (The Citadel) vs Johnson (11/14/18)
	12	Lew Stallworth (The Citadel) vs High Point (11/27/18)
	12	Josh Sharkey (Samford) at Furman (01/26/19)
	12	Josh Sharkey (Samford) vs Western Carolina (02/02/19)
Steals	8	Josh Sharkey (Samford) vs Jacksonville State (11/09/18)
	7	Josh Sharkey (Samford) at Purdue Fort Wayne (11/23/18)
	7	Matt Rafferty (Furman) at VMI (01/10/19)
	6	Ta'Vonne Bond (VMI) vs Goucher (11/11/18)
	6	Tray Hollowell (Wofford) vs Mars Hill (11/23/18)
	6	Josh Sharkey (Samford) vs UNC Greensboro (12/22/18)
	6	Isaiah Miller (UNC Greensboro) vs Chattanooga (12/29/18)
	6	Isaiah Miller (UNC Greensboro) at ETSU (01/19/19)
	6	Matt Rafferty (Furman) vs Chattanooga (01/24/19)
Blocked shots	8	Ruben Guerrero (Samford) vs ETSU (01/31/19)
	7	James Dickey (UNC Greensboro) at North Carolina A&T (11/06/18)
	6	Zane Najdawi (The Citadel) vs Johnson (11/14/18)
	5	Octavion Corley (ETSU) vs Hiwassee (11/08/18)
	4	Ruben Guerrero (Samford) vs North Alabama (11/06/18)
	4	Victor Bafutto (Mercer) vs Piedmont (11/09/18)
	4	Kyrin Galloway (UNC Greensboro) at LSU (11/09/18)
	4	Matt Rafferty (Furman) at Villanova (11/17/18)
	4	Ruben Guerrero (Samford) vs Belmont (11/29/18)
	4	Matt Rafferty (Furman) vs Western Carolina (12/01/18)
	4	Ruben Guerrero (Samford) vs Houston Baptist (12/17/18)
	4	Ruben Guerrero (Samford) vs VMI (12/29/18)
	4	James Dickey (UNC Greensboro) vs Furman (01/12/19)
	4	James Dickey (UNC Greensboro) at ETSU (01/19/19)
	4	Fardaws Aimaq (Mercer) at Samford (01/19/19)
Turnovers	11	Josh Sharkey (Samford) at UNC Greensboro (02/07/19)
	9	Carlos Dotson (Western Carolina) vs Jacksonville State (11/20/18)

8	Josh Sharkey (Samford) at ETSU (01/03/19)
8	Josh Sharkey (Samford) at Wofford (01/24/19)
8	Zane Najdawi (The Citadel) vs Furman (01/31/19)
8	Josh Sharkey (Samford) vs ETSU (01/31/19)

2018-19 Southern Conference  
CONFERENCE BASKETBALL STATISTICS  
Through games of Feb 12, 2019 (Conference games only)

SCORING OFFENSE	G	W-L	Pts	Avg/G
1. Wofford	13	13-0	1087	83.6
2. Samford	13	5-8	1044	80.3
3. ETSU	13	9-4	1020	78.5
4. UNC Greensboro	12	11-1	932	77.7
5. Furman	13	9-4	986	75.8
6. The Citadel	12	3-9	881	73.4
7. Western Carolina	13	3-10	953	73.3
8. Mercer	12	3-9	876	73.0
9. Chattanooga	13	6-7	945	72.7
10. VMI	12	1-11	870	72.5

SCORING DEFENSE	G	Pts	Avg/G
1. Furman	13	878	67.5
2. Wofford	13	879	67.6
3. UNC Greensboro	12	831	69.2
4. ETSU	13	943	72.5
5. Mercer	12	913	76.1
6. Chattanooga	13	1007	77.5
7. Samford	13	1045	80.4
8. Western Carolina	13	1058	81.4
9. VMI	12	1017	84.8
10. The Citadel	12	1023	85.2

SCORING MARGIN	G	Offense	Defense	Margin
1. Wofford	13	83.6	67.6	+16.0
2. UNC Greensboro	12	77.7	69.2	+8.4
3. Furman	13	75.8	67.5	+8.3
4. ETSU	13	78.5	72.5	+5.9
5. Samford	13	80.3	80.4	-0.1
6. Mercer	12	73.0	76.1	-3.1
7. Chattanooga	13	72.7	77.5	-4.8
8. Western Carolina	13	73.3	81.4	-8.1
9. The Citadel	12	73.4	85.2	-11.8
10. VMI	12	72.5	84.8	-12.2

FREE THROW PCT	G	FTM	FTA	Pct.
1. Samford	13	184	255	.722
2. Furman	13	148	206	.718
3. VMI	12	148	207	.715
4. Western Carolina	13	182	256	.711
5. Chattanooga	13	140	197	.711
6. The Citadel	12	131	187	.701
7. UNC Greensboro	12	166	237	.700
8. Mercer	12	183	263	.696
9. Wofford	13	162	233	.695
10. ETSU	13	135	207	.652

FIELD GOAL PERCENTAGE	G	FGM	FGA	Pct.
1. Wofford	13	393	770	.510
2. Samford	13	374	766	.488
3. ETSU	13	391	805	.486
4. Furman	13	354	756	.468
5. Chattanooga	13	341	735	.464
6. Western Carolina	13	326	714	.457
7. Mercer	12	303	675	.449
8. UNC Greensboro	12	336	749	.449
9. VMI	12	304	726	.419
10. The Citadel	12	317	775	.409

FIELD GOAL PCT DEFENSE	G	FGM	FGA	Pct.
1. Furman	13	323	766	.422
2. Wofford	13	308	707	.436
3. Samford	13	371	834	.445
4. Mercer	12	317	695	.456
5. ETSU	13	335	734	.456
6. UNC Greensboro	12	292	639	.457
7. Chattanooga	13	374	791	.473
8. The Citadel	12	363	759	.478
9. Western Carolina	13	384	793	.484
10. VMI	12	372	753	.494

3-POINT FG PCT	G	3FGM	3FGA	Pct.
1. Wofford	13	139	323	.430
2. Samford	13	112	275	.407
3. Chattanooga	13	123	320	.384
4. Western Carolina	13	119	314	.379
5. ETSU	13	103	281	.367
6. Furman	13	130	365	.356
7. VMI	12	114	329	.347
8. Mercer	12	87	254	.343
9. UNC Greensboro	12	94	278	.338
10. The Citadel	12	116	395	.294

3-POINT FG PCT DEFENSE	G	3FGM	3FGA	Pct.
1. Furman	13	91	308	.295
2. Western Carolina	13	107	320	.334
3. Wofford	13	110	302	.364
4. Samford	13	143	386	.370
5. UNC Greensboro	12	86	230	.374
6. The Citadel	12	138	369	.374
7. VMI	12	114	303	.376
8. Chattanooga	13	106	281	.377
9. Mercer	12	125	329	.380
10. ETSU	13	117	306	.382

REBOUNDING OFFENSE	G	Rebounds	Avg/G
1. ETSU	13	490	37.7
2. Western Carolina	13	464	35.7
3. Samford	13	453	34.8
4. UNC Greensboro	12	418	34.8
5. VMI	12	417	34.8
6. Furman	13	449	34.5
7. The Citadel	12	414	34.5
8. Wofford	13	442	34.0
9. Mercer	12	387	32.2
10. Chattanooga	13	414	31.8

REBOUNDING DEFENSE	G	Rebounds	Avg/G
1. Wofford	13	355	27.3
2. ETSU	13	387	29.8
3. Western Carolina	13	423	32.5
4. UNC Greensboro	12	408	34.0
Furman	13	442	34.0
6. Chattanooga	13	462	35.5
7. Samford	13	475	36.5
8. Mercer	12	441	36.8
9. VMI	12	459	38.2
10. The Citadel	12	496	41.3



2018-19 Southern Conference  
CONFERENCE BASKETBALL STATISTICS  
Through games of Feb 12, 2019 (Conference games only)

REBOUNDING MARGIN	G	Team	Avg.	Opp.	Avg.	Margin
1.	ETSU	13	490	37.7	387	29.8 +7.9
2.	Wofford	13	442	34.0	355	27.3 +6.7
3.	Western Carolina	13	464	35.7	423	32.5 +3.2
4.	UNC Greensboro	12	418	34.8	408	34.0 +0.8
5.	Furman	13	449	34.5	442	34.0 +0.5
6.	Samford	13	453	34.8	475	36.5 -1.7
7.	VMI	12	417	34.8	459	38.2 -3.5
8.	Chattanooga	13	414	31.8	462	35.5 -3.7
9.	Mercer	12	387	32.2	441	36.8 -4.5
10.	The Citadel	12	414	34.5	496	41.3 -6.8

BLOCKED SHOTS	G	No.	Avg/G
1.	UNC Greensboro	12	52 4.3
2.	Samford	13	55 4.2
3.	ETSU	13	52 4.0
4.	Furman	13	50 3.8
5.	Wofford	13	43 3.3
6.	The Citadel	12	33 2.8
7.	Chattanooga	13	33 2.5
8.	Mercer	12	27 2.3
9.	Western Carolina	13	29 2.2
10.	VMI	12	21 1.8

ASSISTS	G	No.	Avg/G
1.	ETSU	13	209 16.1
2.	Samford	13	204 15.7
	Wofford	13	204 15.7
4.	Furman	13	195 15.0
5.	VMI	12	161 13.4
6.	Chattanooga	13	174 13.4
7.	UNC Greensboro	12	150 12.5
8.	The Citadel	12	149 12.4
9.	Mercer	12	146 12.2
10.	Western Carolina	13	154 11.8

STEALS	G	No.	Avg/G
1.	UNC Greensboro	12	115 9.6
2.	Furman	13	110 8.5
3.	ETSU	13	101 7.8
4.	Samford	13	100 7.7
5.	The Citadel	12	80 6.7
	Mercer	12	80 6.7
7.	Wofford	13	83 6.4
8.	VMI	12	75 6.3
9.	Western Carolina	13	52 4.0
10.	Chattanooga	13	48 3.7

TURNOVER MARGIN	G	Team	Avg.	Opp.	Avg.	Margin
1.	UNC Greensboro	12	136	11.3	216	18.0 +6.7
2.	Wofford	13	141	10.8	183	14.1 +3.2
3.	Mercer	12	143	11.9	165	13.8 +1.8
4.	ETSU	13	169	13.0	177	13.6 +0.6
5.	Furman	13	177	13.6	183	14.1 +0.5
6.	Samford	13	180	13.8	177	13.6 -0.2
7.	The Citadel	12	162	13.5	158	13.2 -0.3
8.	VMI	12	169	14.1	148	12.3 -1.8
9.	Chattanooga	13	161	12.4	127	9.8 -2.6
10.	Western Carolina	13	226	17.4	130	10.0 -7.4

ASSIST/TURNOVER RATIO	G	Ast.	Avg.	T/O	Avg.	Ratio
1.	Wofford	13	204	15.7	141	10.8 1.4
2.	ETSU	13	209	16.1	169	13.0 1.2
3.	Samford	13	204	15.7	180	13.8 1.1
4.	UNC Greensboro	12	150	12.5	136	11.3 1.1
5.	Furman	13	195	15.0	177	13.6 1.1
6.	Chattanooga	13	174	13.4	161	12.4 1.1
7.	Mercer	12	146	12.2	143	11.9 1.0
8.	VMI	12	161	13.4	169	14.1 1.0
9.	The Citadel	12	149	12.4	162	13.5 0.9
10.	Western Carolina	13	154	11.8	226	17.4 0.7

OFFENSIVE REBOUNDS	G	No.	Avg/G
1.	ETSU	13	166 12.8
2.	UNC Greensboro	12	150 12.5
3.	Wofford	13	134 10.3
4.	Western Carolina	13	132 10.2
5.	The Citadel	12	121 10.1
6.	Mercer	12	117 9.8
7.	Furman	13	126 9.7
8.	VMI	12	110 9.2
9.	Samford	13	109 8.4
10.	Chattanooga	13	104 8.0

DEFENSIVE REBOUNDS	G	No.	Avg/G
1.	Samford	13	344 26.5
2.	VMI	12	307 25.6
3.	Western Carolina	13	332 25.5
4.	ETSU	13	324 24.9
5.	Furman	13	323 24.8
6.	The Citadel	12	293 24.4
7.	Chattanooga	13	310 23.8
8.	Wofford	13	308 23.7
9.	Mercer	12	270 22.5
10.	UNC Greensboro	12	268 22.3

DEFENSIVE REB PCT.	G	D-Reb	Opp. OR	D-Reb%
1.	ETSU	13	324	105 .755
2.	Wofford	13	308	103 .749
3.	VMI	12	307	113 .731
4.	Western Carolina	13	332	129 .720
5.	Furman	13	323	137 .702
6.	UNC Greensboro	12	268	114 .702
7.	Chattanooga	13	310	134 .698
8.	Samford	13	344	152 .694
9.	The Citadel	12	293	135 .685
10.	Mercer	12	270	147 .647

OFFENSIVE REB PCT.	G	O-Reb	Opp. DR	O-Reb%
1.	ETSU	13	166	282 .371
2.	Wofford	13	134	252 .347
3.	UNC Greensboro	12	150	294 .338
4.	Western Carolina	13	132	294 .310
5.	Furman	13	126	305 .292
6.	Mercer	12	117	294 .285
7.	Samford	13	109	323 .252
8.	The Citadel	12	121	361 .251
9.	VMI	12	110	346 .241
10.	Chattanooga	13	104	328 .241

2018-19 Southern Conference  
CONFERENCE BASKETBALL STATISTICS  
Through games of Feb 12, 2019 (Conference games only)

3-POINT FG MADE	G	No.	Avg/G
1. Wofford	13	139	10.7
2. Furman	13	130	10.0
3. The Citadel	12	116	9.7
4. VMI	12	114	9.5
5. Chattanooga	13	123	9.5
6. Western Carolina	13	119	9.2
7. Samford	13	112	8.6
8. ETSU	13	103	7.9
9. UNC Greensboro	12	94	7.8
10. Mercer	12	87	7.3

2018-19 Southern Conference  
CONFERENCE BASKETBALL STATISTICS  
Through games of Feb 12, 2019 (Conference games only)

Team	Conference	Pct.	PF	PA	Overall	Pct.	PF	PA	Current unbeaten streak
Wofford	13-0	1.000	83.6	67.6	13-0	1.000	83.6	67.6	Wofford -- 13
UNC Greensboro	11-1	.917	77.7	69.2	11-1	.917	77.7	69.2	UNC Greensboro -- 8
ETSU	9-4	.692	78.5	72.5	9-4	.692	78.5	72.5	Furman -- 4
Furman	9-4	.692	75.8	67.5	9-4	.692	75.8	67.5	The Citadel -- 1
Chattanooga	6-7	.462	72.7	77.5	6-7	.462	72.7	77.5	Samford -- 1
Samford	5-8	.385	80.3	80.4	5-8	.385	80.3	80.4	
The Citadel	3-9	.250	73.4	85.2	3-9	.250	73.4	85.2	
Mercer	3-9	.250	73.0	76.1	3-9	.250	73.0	76.1	
Western Carolina	3-10	.231	73.3	81.4	3-10	.231	73.3	81.4	
VMI	1-11	.083	72.5	84.8	1-11	.083	72.5	84.8	

TEAM SUMMARIES	G	PF-PA	Avg score	Margin	FG-FGA	Pct.	3FG-FGA	Pct.	FT-FTA	Pct.	RebF	RebA	Margin
Chattanooga	13	945-1007	72.7-77.5	-4.8	341-735	.464	123-320	.384	140-197	.711	414	462	-3.7
ETSU	13	1020-943	78.5-72.5	+5.9	391-805	.486	103-281	.367	135-207	.652	490	387	+7.9
Furman	13	986-878	75.8-67.5	+8.3	354-756	.468	130-365	.356	148-206	.718	449	442	+0.5
Mercer	12	876-913	73.0-76.1	-3.1	303-675	.449	87-254	.343	183-263	.696	387	441	-4.5
Samford	13	1044-1045	80.3-80.4	-0.1	374-766	.488	112-275	.407	184-255	.722	453	475	-1.7
The Citadel	12	881-1023	73.4-85.2	-11.8	317-775	.409	116-395	.294	131-187	.701	414	496	-6.8
UNC Greensboro	12	932-831	77.7-69.2	+8.4	336-749	.449	94-278	.338	166-237	.700	418	408	+0.8
VMI	12	870-1017	72.5-84.8	-12.2	304-726	.419	114-329	.347	148-207	.715	417	459	-3.5
Western Carolina	13	953-1058	73.3-81.4	-8.1	326-714	.457	119-314	.379	182-256	.711	464	423	+3.2
Wofford	13	1087-879	83.6-67.6	+16.0	393-770	.510	139-323	.430	162-233	.695	442	355	+6.7

ATTENDANCE	Home	Average	Away	Average	Neutral	Average	Total	Average
Chattanooga	7-25744	3678	6-14305	2384	0-0	0	13-40049	3081
ETSU	6-30665	5111	7-16629	2376	0-0	0	13-47294	3638
Furman	6-12776	2129	7-19557	2794	0-0	0	13-32333	2487
Mercer	6-15853	2642	6-10359	1726	0-0	0	12-26212	2184
Samford	6-6572	1095	7-17613	2516	0-0	0	13-24185	1860
The Citadel	6-9559	1593	6-18802	3134	0-0	0	12-28361	2363
UNC Greensboro	7-18676	2668	5-12595	2519	0-0	0	12-31271	2606
VMI	6-6069	1012	6-16200	2700	0-0	0	12-22269	1856
Western Carolina	6-10404	1734	7-16194	2313	0-0	0	13-26598	2046
Wofford	7-20305	2901	6-14369	2395	0-0	0	13-34674	2667
Totals	63-156623	2486	63-156623	2486	0-0	0	126-313246	2486

2018-19 Southern Conference  
INDIVIDUAL BASKETBALL STATISTICS  
Through games of Feb 12, 2019 (Conference games only)

To be ranked, a player must appear in at least 75.0% of their team's games.

SCORING							REBOUNDING						
	Cl	G	FG	3FG	FT	Pts Avg/G		Cl	G	Off	Def	Total	Avg/G
1. Fletcher Magee-WOF	Sr	13	90	64	48	292 22.5	1. Carlos Dotson-WCU	Jr	12	45	86	131	10.9
2. Lew Stallworth-CIT	Sr	12	96	14	37	243 20.3	2. Jeromy Rodriguez-ETSU	Jr	13	45	93	138	10.6
3. Ross Cummings-MER	So	12	69	42	56	236 19.7	3. Matt Rafferty-FUR	Sr	13	35	82	117	9.0
4. Bubba Parham-VMI	So	12	68	35	46	217 18.1	4. Ruben Guerrero-SAM	Sr	13	38	68	106	8.2
5. Matt Rafferty-FUR	Sr	13	81	5	63	230 17.7	5. Mladen Armus-ETSU	So	13	31	72	103	7.9
6. Isaiah Miller-UNCG	So	12	87	12	25	211 17.6	Keve Aluma-WOF	So	13	39	64	103	7.9
7. Josh Sharkey-SAM	Jr	13	79	11	53	222 17.1	7. Garrett Gilkeson-VMI	Jr	12	26	68	94	7.8
8. Francis Alonso-UNCG	Sr	12	60	30	44	194 16.2	8. Robert Allen-SAM	Fr	13	23	73	96	7.4
9. Jordan Lyons-FUR	Jr	13	75	36	20	206 15.8	9. Cameron Jackson-WOF	Sr	13	35	60	95	7.3
Kevin Easley-UTC	Fr	13	75	26	30	206 15.8	10. Zane Najdawi-CIT	Sr	12	25	62	87	7.3
11. Carlos Dotson-WCU	Jr	12	74	0	33	181 15.1	11. James Dickey-UNCG	Jr	10	27	44	71	7.1
12. Cameron Jackson-WOF	Sr	13	71	3	49	194 14.9	12. Kevin Easley-UTC	Fr	13	22	65	87	6.7
13. Brandon Austin-SAM	Jr	13	63	40	25	191 14.7	13. Onno Steger-WCU	Jr	13	19	63	82	6.3
Kameron Gibson-WCU	Fr	13	71	34	15	191 14.7	14. Clay Mounce-FUR	So	13	25	54	79	6.1
15. Onno Steger-WCU	Jr	13	56	30	44	186 14.3	15. Hayden Brown-CIT	So	10	27	30	57	5.7
16. Ethan Stair-MER	Jr	12	60	21	26	167 13.9	16. Eric Hamilton-UNCG	Jr	12	27	41	68	5.7
17. Patrick Good-ETSU	So	13	52	42	25	171 13.2	17. Fardaws Aimaq-MER	Fr	10	26	30	56	5.6
18. Zane Najdawi-CIT	Sr	12	58	13	28	157 13.1	18. Ethan Stair-MER	Jr	12	19	48	67	5.6
19. Nathan Hoover-WOF	Jr	13	59	31	21	170 13.1	19. Brandon Austin-SAM	Jr	13	6	63	69	5.3
20. Ruben Guerrero-SAM	Sr	13	72	0	22	166 12.8	20. Ramon Vila-UTC	So	12	18	45	63	5.3
21. Donovan Toatley-UTC	Fr	12	52	13	34	151 12.6							
22. Jeromy Rodriguez-ETSU	Jr	13	68	0	24	160 12.3							
23. Myron Gordon-SAM	Jr	13	50	17	41	158 12.2							
24. Robert Allen-SAM	Fr	13	52	13	33	150 11.5							
25. Ramon Vila-UTC	So	12	55	2	23	135 11.3							
26. Garrett Gilkeson-VMI	Jr	12	45	19	25	134 11.2							
27. Jaylen Stowe-MER	Sr	12	48	3	31	130 10.8							
28. Clay Mounce-FUR	So	13	51	19	18	139 10.7							
29. Myles Lewis-VMI	So	12	54	0	20	128 10.7							
30. Matt Halvorsen-WCU	So	13	35	27	38	135 10.4							

FIELD GOAL PCT						ASSISTS			
	Cl	G	FGM	FGA	Pct.		Cl	G	No. Avg/G
1. Matt Rafferty-FUR	Sr	13	81	135	.600	1. Josh Sharkey-SAM	Jr	13	123 9.5
2. Carlos Dotson-WCU	Jr	12	74	127	.583	2. Lew Stallworth-CIT	Sr	12	59 4.9
3. Cameron Jackson-WOF	Sr	13	71	122	.582	3. Demetrius Troy-UNCG	Sr	12	52 4.3
4. Ruben Guerrero-SAM	Sr	13	72	124	.581	4. Bubba Parham-VMI	So	12	48 4.0
5. Jeromy Rodriguez-ETSU	Jr	13	68	120	.567	5. Matt Rafferty-FUR	Sr	13	50 3.8
6. Isaiah Miller-UNCG	So	12	87	168	.518	6. Marcus Cohen-MER	So	11	41 3.7
7. Lew Stallworth-CIT	Sr	12	96	186	.516	7. Alex Hunter-FUR	So	13	46 3.5
8. Ethan Stair-MER	Jr	12	60	117	.513	8. Garrett Gilkeson-VMI	Jr	12	41 3.4
9. Ross Cummings-MER	So	12	69	142	.486	9. Cameron Jackson-WOF	Sr	13	44 3.4
10. Kevin Easley-UTC	Fr	13	75	160	.469	10. Matt Halvorsen-WCU	So	13	40 3.1
11. Kameron Gibson-WCU	Fr	13	71	152	.467	11. Isaiah Tisdale-ETSU	Jr	13	38 2.9
12. Fletcher Magee-WOF	Sr	13	90	198	.455	12. David Jean-Baptiste-UTC	So	12	33 2.8
13. Josh Sharkey-SAM	Jr	13	79	176	.449	13. Bo Hodges-ETSU	So	13	35 2.7
14. Jordan Lyons-FUR	Jr	13	75	175	.429	14. Donovan Toatley-UTC	Fr	12	32 2.7
15. Bubba Parham-VMI	So	12	68	169	.402	15. Storm Murphy-WOF	So	13	34 2.6

2018-19 Southern Conference  
INDIVIDUAL BASKETBALL STATISTICS  
Through games of Feb 12, 2019 (Conference games only)

FREE THROW PCT					
	Cl	G	FTM	FTA	Pct.
1. Fletcher Magee-WOF	Sr	13	48	52	.923
2. Matt Halvorsen-WCU	So	13	38	42	.905
3. Ross Cummings-MER	So	12	56	64	.875
4. Onno Steger-WCU	Jr	13	44	52	.846
Francis Alonso-UNCG	Sr	12	44	52	.846
6. Myron Gordon-SAM	Jr	13	41	50	.820
7. Matt Rafferty-FUR	Sr	13	63	77	.818
8. Jaylen Stowe-MER	Sr	12	31	41	.756
9. Bubba Parham-VMI	So	12	46	62	.742
10. Josh Sharkey-SAM	Jr	13	53	72	.736
11. Robert Allen-SAM	Fr	13	33	45	.733
12. Lew Stallworth-CIT	Sr	12	37	51	.725
13. Donovann Toatley-UTC	Fr	12	34	49	.694
14. Cameron Jackson-WOF	Sr	13	49	82	.598
15. Carlos Dotson-WCU	Jr	12	33	64	.516

STEALS				
	Cl	G	No.	Avg/G
1. Matt Rafferty-FUR	Sr	13	42	3.2
2. Isaiah Miller-UNCG	So	12	38	3.2
3. Josh Sharkey-SAM	Jr	13	38	2.9
4. Ethan Stair-MER	Jr	12	24	2.0
5. Cameron Jackson-WOF	Sr	13	24	1.8
6. James Dickey-UNCG	Jr	10	16	1.6
7. Garrett Gilkeson-VMI	Jr	12	16	1.3
8. Brandon Austin-SAM	Jr	13	17	1.3
9. Zane Najdawi-CIT	Sr	12	15	1.3
Francis Alonso-UNCG	Sr	12	15	1.3
Myles Lewis-VMI	So	12	15	1.3
12. Jordan Lyons-FUR	Jr	13	16	1.2
13. Hayden Brown-CIT	So	10	12	1.2
14. Bo Hodges-ETSU	So	13	15	1.2
Patrick Good-ETSU	So	13	15	1.2

3-POINT FG PCT					
	Cl	G	3FG	FGA	Pct.
1. Kevion Nolan-SAM	So	10	15	26	.577
2. Ross Cummings-MER	So	12	42	93	.452
3. Nathan Hoover-WOF	Jr	13	31	69	.449
4. Andrew Brown-FUR	Sr	12	22	49	.449
5. Garrett Gilkeson-VMI	Jr	12	19	43	.442
6. Fletcher Magee-WOF	Sr	13	64	145	.441
7. Brandon Austin-SAM	Jr	13	40	92	.435
8. Kevin Easley-UTC	Fr	13	26	60	.433
9. Patrick Good-ETSU	So	13	42	97	.433
10. David Jean-Baptiste-UTC	So	12	21	49	.429
11. Jake Stephens-VMI	Fr	12	25	59	.424
12. Kameron Gibson-WCU	Fr	13	34	82	.415
13. Ethan Stair-MER	Jr	12	21	53	.396
14. Onno Steger-WCU	Jr	13	30	81	.370
15. Bubba Parham-VMI	So	12	35	99	.354

3-POINT FG MADE				
	Cl	G	3FG	Avg/G
1. Fletcher Magee-WOF	Sr	13	64	4.9
2. Ross Cummings-MER	So	12	42	3.5
3. Patrick Good-ETSU	So	13	42	3.2
4. Brandon Austin-SAM	Jr	13	40	3.1
5. Bubba Parham-VMI	So	12	35	2.9
6. Jordan Lyons-FUR	Jr	13	36	2.8
7. Kameron Gibson-WCU	Fr	13	34	2.6
8. Francis Alonso-UNCG	Sr	12	30	2.5
Matt Frierson-CIT	Sr	12	30	2.5
10. Nathan Hoover-WOF	Jr	13	31	2.4
11. Onno Steger-WCU	Jr	13	30	2.3
12. Jake Stephens-VMI	Fr	12	25	2.1
13. Matt Halvorsen-WCU	So	13	27	2.1
14. Kevin Easley-UTC	Fr	13	26	2.0
15. Tray Boyd III-ETSU	Jr	13	25	1.9

BLOCKED SHOTS				
	Cl	G	No.	Avg/G
1. Ruben Guerrero-SAM	Sr	13	34	2.6
2. James Dickey-UNCG	Jr	10	20	2.0
3. Cameron Jackson-WOF	Sr	13	18	1.4
4. Zane Najdawi-CIT	Sr	12	16	1.3
5. Mladen Armus-ETSU	So	13	15	1.2
6. Clay Mounce-FUR	So	13	13	1.0
Lucas N'Guessan-ETSU		12	12	1.0
8. Noah Gurley-FUR	Fr	13	12	0.9
Keve Aluma-WOF	So	13	12	0.9
10. Ramon Vila-UTC	So	12	11	0.9
11. Fardaws Aimaq-MER	Fr	10	9	0.9
12. Matt Rafferty-FUR	Sr	13	11	0.8
13. Kyrin Galloway-UNCG	Jr	12	10	0.8
14. Carlos Dotson-WCU	Jr	12	9	0.8
Jake Stephens-VMI	Fr	12	9	0.8

ASSIST/TURNOVER RATIO					
	Cl	G	Ast.	T/O	Ratio
1. Alex Hunter-FUR	So	13	46	13	3.5
2. Demetrius Troy-UNCG	Sr	12	52	22	2.4
3. Cameron Jackson-WOF	Sr	13	44	25	1.8
4. Matt Rafferty-FUR	Sr	13	50	29	1.7
5. Josh Sharkey-SAM	Jr	13	123	74	1.7
6. Marcus Cohen-MER	So	11	41	28	1.5
Garrett Gilkeson-VMI	Jr	12	41	28	1.5
8. Lew Stallworth-CIT	Sr	12	59	43	1.4
9. Matt Halvorsen-WCU	So	13	40	30	1.3
10. Bubba Parham-VMI	So	12	48	40	1.2



2018-19 Southern Conference  
INDIVIDUAL BASKETBALL STATISTICS  
Through games of Feb 12, 2019 (Conference games only)

OFFENSIVE REBOUNDS				
	Cl	G	No.	Avg/G
1. Carlos Dotson-WCU	Jr	12	45	3.8
2. Jeromy Rodriguez-ETSU	Jr	13	45	3.5
3. Keve Aluma-WOF	So	13	39	3.0
4. Ruben Guerrero-SAM	Sr	13	38	2.9
5. Hayden Brown-CIT	So	10	27	2.7
James Dickey-UNCG	Jr	10	27	2.7
7. Matt Rafferty-FUR	Sr	13	35	2.7
Cameron Jackson-WOF	Sr	13	35	2.7
9. Fardaws Aimaq-MER	Fr	10	26	2.6
10. Mladen Armus-ETSU	So	13	31	2.4
11. Eric Hamilton-UNCG	Jr	12	27	2.3
12. Garrett Gilkeson-VMI	Jr	12	26	2.2
13. Zane Najdawi-CIT	Sr	12	25	2.1
14. Chevez Goodwin-WOF	So	13	25	1.9
Clay Mounce-FUR	So	13	25	1.9

DEFENSIVE REBOUNDS				
	Cl	G	No.	Avg/G
1. Carlos Dotson-WCU	Jr	12	86	7.2
2. Jeromy Rodriguez-ETSU	Jr	13	93	7.2
3. Matt Rafferty-FUR	Sr	13	82	6.3
4. Garrett Gilkeson-VMI	Jr	12	68	5.7
5. Robert Allen-SAM	Fr	13	73	5.6
6. Mladen Armus-ETSU	So	13	72	5.5
7. Ruben Guerrero-SAM	Sr	13	68	5.2
8. Zane Najdawi-CIT	Sr	12	62	5.2
9. Kevin Easley-UTC	Fr	13	65	5.0
10. Keve Aluma-WOF	So	13	64	4.9
11. Onno Steger-WCU	Jr	13	63	4.8
Brandon Austin-SAM	Jr	13	63	4.8
13. Cameron Jackson-WOF	Sr	13	60	4.6
14. Lew Stallworth-CIT	Sr	12	54	4.5
15. James Dickey-UNCG	Jr	10	44	4.4

MINUTES PLAYED				
	Cl	G	No.	Avg/G
1. Josh Sharkey-SAM	Jr	13	482	37.1
2. Ross Cummings-MER	So	12	437	36.4
3. Matt Halvorsen-WCU	So	13	472	36.3
4. Ethan Stair-MER	Jr	12	427	35.6
5. Bubba Parham-VMI	So	12	422	35.2
6. Lew Stallworth-CIT	Sr	12	413	34.4
7. Garrett Gilkeson-VMI	Jr	12	408	34.0
8. Matt Rafferty-FUR	Sr	13	440	33.8
9. Alex Hunter-FUR	So	13	435	33.5
Brandon Austin-SAM	Jr	13	435	33.5

2018-19 Southern Conference  
Conference Team Highs  
Through games of Feb 12, 2019 (Conference games only)

TEAM HIGHS (highest totals made by)

Points	112	Wofford vs The Citadel (01/03/19)
	107	Wofford vs Samford (01/24/19)
	106	Samford at Wofford (01/24/19)
	105	Western Carolina at Chattanooga (01/31/19)
	101	Furman vs The Citadel (01/05/19)
Margin	38 (99-61)	Wofford at The Citadel (02/02/19)
	32 (89-57)	Furman at VMI (01/10/19)
	31 (112-81)	Wofford vs The Citadel (01/03/19)
	30 (91-61)	Furman vs ETSU (02/09/19)
	29 (72-43)	Wofford at UNC Greensboro (01/10/19)
Field goals made	43	Wofford vs The Citadel (01/03/19)
	41	Wofford vs Samford (01/24/19)
	40	ETSU at The Citadel (01/10/19)
	38	Samford at Wofford (01/24/19)
	37	Furman vs The Citadel (01/05/19)
Field goal attempts	80	Western Carolina at Furman (12/01/18)
	79	Furman vs The Citadel (01/05/19)
	79	The Citadel vs Western Carolina (01/12/19)
	78	VMI vs Samford (02/09/19)
	75	The Citadel vs ETSU (01/10/19)
Field goal percentage	.672 (43-64)	Wofford vs The Citadel (01/03/19)
	.667 (38-57)	Samford at Wofford (01/24/19)
	.640 (32-50)	Furman vs ETSU (02/09/19)
	.610 (36-59)	ETSU vs Chattanooga (01/05/19)
	.603 (35-58)	Samford vs Western Carolina (02/02/19)
3-Pt FG made	20	Wofford at The Citadel (02/02/19)
	17	The Citadel at Samford (01/17/19)
	17	Wofford vs Samford (01/24/19)
	15	Wofford vs The Citadel (01/03/19)
	15	Furman at VMI (01/10/19)
3-Pt FG attempts	46	The Citadel at Samford (01/17/19)
	43	The Citadel at Furman (01/05/19)
	43	The Citadel vs Western Carolina (01/12/19)
	42	VMI vs Samford (02/09/19)
	40	Furman at The Citadel (01/31/19)
3-Pt percentage	.733 (11-15)	Samford at Wofford (01/24/19)
	.667 (12-18)	Furman vs ETSU (02/09/19)
	.606 (20-33)	Wofford at The Citadel (02/02/19)
	.577 (15-26)	Wofford vs The Citadel (01/03/19)
	.560 (14-25)	Western Carolina at Chattanooga (01/31/19)
Free throws made	29	Mercer at UNC Greensboro (01/26/19)
	27	UNC Greensboro at Samford (12/22/18)
	27	Mercer at Samford (01/19/19)
	25	VMI at The Citadel (01/26/19)
	25	Western Carolina at Chattanooga (01/31/19)
Free throw attempts	36	UNC Greensboro at Samford (12/22/18)
	35	Mercer at Samford (01/19/19)
	33	Mercer at UNC Greensboro (01/26/19)
	32	Samford vs UNC Greensboro (12/22/18)
	32	Western Carolina at Chattanooga (01/31/19)
Free throw percentage	.950 (19-20)	Samford at Wofford (01/24/19)
	.941 (16-17)	Furman at VMI (01/10/19)
	.923 (12-13)	ETSU at Chattanooga (02/02/19)
	.917 (11-12)	ETSU at Mercer (01/12/19)
	.909 (20-22)	UNC Greensboro vs Chattanooga (12/29/18)

Rebounds	53	Furman vs Western Carolina (12/01/18)
	53	Furman vs The Citadel (01/05/19)
	50	ETSU at The Citadel (01/10/19)
	50	Western Carolina at The Citadel (01/12/19)
	50	ETSU at Mercer (01/12/19)
Assists	24	Wofford vs The Citadel (01/03/19)
	24	ETSU at The Citadel (01/10/19)
	23	Wofford at The Citadel (02/02/19)
	22	ETSU vs Chattanooga (01/05/19)
	22	Wofford vs Samford (01/24/19)
Steals	15	The Citadel vs Western Carolina (01/12/19)
	14	UNC Greensboro vs Mercer (01/26/19)
	13	UNC Greensboro vs Samford (02/07/19)
	12	UNC Greensboro at ETSU (01/19/19)
	12	Furman vs Chattanooga (01/24/19)
	12	ETSU at Western Carolina (01/26/19)
	12	UNC Greensboro at Chattanooga (02/09/19)
Blocked shots	9	UNC Greensboro vs Mercer (01/26/19)
	9	Samford vs ETSU (01/31/19)
	8	Furman vs Western Carolina (12/01/18)
	8	ETSU vs UNC Greensboro (01/19/19)
	7	ETSU at The Citadel (01/10/19)
	7	UNC Greensboro vs Furman (01/12/19)
	7	The Citadel at Samford (01/17/19)
	7	Furman at Western Carolina (02/07/19)
Turnovers	29	Western Carolina at The Citadel (01/12/19)
	24	Mercer at UNC Greensboro (01/26/19)
	22	VMI vs Wofford (01/12/19)
	22	Samford at UNC Greensboro (02/07/19)
	22	Western Carolina vs Furman (02/07/19)
Fouls	22	Chattanooga vs UNC Greensboro (02/09/19)
	26	Western Carolina at The Citadel (01/12/19)
	26	Chattanooga vs Western Carolina (01/31/19)
	25	UNC Greensboro vs Chattanooga (12/29/18)
	25	Samford vs Mercer (01/19/19)
	25	UNC Greensboro vs Mercer (01/26/19)

2018-19 Southern Conference  
Conference Individual Highs  
Through games of Feb 12, 2019 (Conference games only)

INDIVIDUAL PLAYER GAME HIGHS

Points	36		Ross Cummings (Mercer) vs Western Carolina (01/10/19)
	35		Patrick Good (ETSU) at Western Carolina (01/26/19)
	33		Bubba Parham (VMI) vs Western Carolina (01/19/19)
	32		Lew Stallworth (The Citadel) vs Western Carolina (01/12/19)
	32		Ross Cummings (Mercer) at Samford (01/19/19)
	32		Marcus Thomas (Western Carolina) at Chattanooga (01/31/19)
Field goals made	32		Fletcher Magee (Wofford) at ETSU (02/07/19)
	12		Carlos Dotson (Western Carolina) at Furman (12/01/18)
	12		Ross Cummings (Mercer) vs Western Carolina (01/10/19)
	12		Lew Stallworth (The Citadel) vs Western Carolina (01/12/19)
	12		Patrick Good (ETSU) at Western Carolina (01/26/19)
Field goal attempts	12		Marcus Thomas (Western Carolina) at Chattanooga (01/31/19)
	26		Jordan Lyons (Furman) vs Western Carolina (12/01/18)
	24		Fletcher Magee (Wofford) vs Samford (01/24/19)
	21		Tray Boyd III (ETSU) vs Samford (01/03/19)
	21		Francis Alonso (UNC Greensboro) at Western Carolina (01/17/19)
Field goal percentage	21		Bubba Parham (VMI) vs Western Carolina (01/19/19)
	.833	(10-12)	Jeromy Rodriguez (ETSU) at Furman (02/09/19)
	.818	(9-11)	Myron Gordon (Samford) vs Western Carolina (02/02/19)
	.800	(8-10)	Isaiah Miller (UNC Greensboro) at Samford (12/22/18)
	.800	(8-10)	Jeromy Rodriguez (ETSU) vs Furman (12/29/18)
	.800	(8-10)	Ramon Vila (Chattanooga) vs Samford (01/12/19)
	.800	(8-10)	Carlos Dotson (Western Carolina) vs UNC Greensboro (01/17/19)
3-Pt FG made	.800	(8-10)	Ruben Guerrero (Samford) at Wofford (01/24/19)
	11		Patrick Good (ETSU) at Western Carolina (01/26/19)
	8		Matt Frierson (The Citadel) at Samford (01/17/19)
	8		Fletcher Magee (Wofford) vs Western Carolina (02/09/19)
	7		Ross Cummings (Mercer) vs Western Carolina (01/10/19)
	7		Fletcher Magee (Wofford) vs Samford (01/24/19)
3-Pt FG attempts	7		Fletcher Magee (Wofford) at ETSU (02/07/19)
	19		Fletcher Magee (Wofford) vs Samford (01/24/19)
	17		Jordan Lyons (Furman) vs Western Carolina (12/01/18)
	17		Patrick Good (ETSU) at Western Carolina (01/26/19)
	15		Matt Frierson (The Citadel) at Samford (01/17/19)
	15		Matt Frierson (The Citadel) at UNC Greensboro (01/24/19)
	15		Fletcher Magee (Wofford) at ETSU (02/07/19)
3-Pt percentage	15		Bubba Parham (VMI) vs Samford (02/09/19)
	1.000	(5-5)	Kevin Easley (Chattanooga) at Western Carolina (01/03/19)
	1.000	(5-5)	Andrew Brown (Furman) vs ETSU (02/09/19)
	.857	(6-7)	Marcus Thomas (Western Carolina) at Chattanooga (01/31/19)
	.833	(5-6)	Kevion Nolan (Samford) vs VMI (12/29/18)
	.833	(5-6)	Ross Cummings (Mercer) at Chattanooga (01/17/19)
	.833	(5-6)	Angelo Allegri (UNC Greensboro) at ETSU (01/19/19)
Free throws made	.833	(5-6)	Kameron Gibson (Western Carolina) vs ETSU (01/26/19)
	17		Francis Alonso (UNC Greensboro) at Samford (12/22/18)
	14		Onno Steger (Western Carolina) at Chattanooga (01/31/19)
	12		Ross Cummings (Mercer) at Samford (01/19/19)
	11		Bubba Parham (VMI) at The Citadel (01/26/19)
Free throw attempts	11		Donovann Toatley (Chattanooga) vs Western Carolina (01/31/19)
	21		Francis Alonso (UNC Greensboro) at Samford (12/22/18)
	15		Onno Steger (Western Carolina) at Chattanooga (01/31/19)
	14		Cameron Jackson (Wofford) vs Western Carolina (02/09/19)
	13		Lew Stallworth (The Citadel) at Mercer (02/09/19)
	12		Ross Cummings (Mercer) at Samford (01/19/19)
	12		Bubba Parham (VMI) at The Citadel (01/26/19)

	12	Donovann Toatley (Chattanooga) vs Western Carolina (01/31/19)
	12	Cameron Jackson (Wofford) at ETSU (02/07/19)
Free throw percentage	1.000 (12-12)	Ross Cummings (Mercer) at Samford (01/19/19)
	1.000 (10-10)	Matt Rafferty (Furman) at UNC Greensboro (01/12/19)
	1.000 (8-8)	Matt Halvorsen (Western Carolina) vs Chattanooga (01/03/19)
	1.000 (8-8)	Ross Cummings (Mercer) at UNC Greensboro (01/26/19)
	1.000 (8-8)	Fletcher Magee (Wofford) at The Citadel (02/02/19)
Rebounds	19	Jeromy Rodriguez (ETSU) vs Samford (01/03/19)
	18	Jeromy Rodriguez (ETSU) at Mercer (01/12/19)
	17	Mladen Armus (ETSU) vs Samford (01/03/19)
	17	Jeromy Rodriguez (ETSU) vs Wofford (02/07/19)
	15	Matt Rafferty (Furman) vs Western Carolina (12/01/18)
	15	Carlos Dotson (Western Carolina) vs Samford (01/05/19)
	15	James Dickey (UNC Greensboro) vs The Citadel (01/24/19)
Assists	16	Josh Sharkey (Samford) at Wofford (01/24/19)
	14	Josh Sharkey (Samford) at ETSU (01/03/19)
	12	Josh Sharkey (Samford) at Furman (01/26/19)
	12	Josh Sharkey (Samford) vs Western Carolina (02/02/19)
	10	Alex Hunter (Furman) vs Western Carolina (12/01/18)
	10	Josh Sharkey (Samford) vs Mercer (01/19/19)
Steals	7	Matt Rafferty (Furman) at VMI (01/10/19)
	6	Josh Sharkey (Samford) vs UNC Greensboro (12/22/18)
	6	Isaiah Miller (UNC Greensboro) vs Chattanooga (12/29/18)
	6	Isaiah Miller (UNC Greensboro) at ETSU (01/19/19)
	6	Matt Rafferty (Furman) vs Chattanooga (01/24/19)
Blocked shots	8	Ruben Guerrero (Samford) vs ETSU (01/31/19)
	4	Matt Rafferty (Furman) vs Western Carolina (12/01/18)
	4	Ruben Guerrero (Samford) vs VMI (12/29/18)
	4	James Dickey (UNC Greensboro) vs Furman (01/12/19)
	4	James Dickey (UNC Greensboro) at ETSU (01/19/19)
	4	Fardaws Aimaq (Mercer) at Samford (01/19/19)
Turnovers	11	Josh Sharkey (Samford) at UNC Greensboro (02/07/19)
	8	Josh Sharkey (Samford) at ETSU (01/03/19)
	8	Josh Sharkey (Samford) at Wofford (01/24/19)
	8	Zane Najdawi (The Citadel) vs Furman (01/31/19)
	8	Josh Sharkey (Samford) vs ETSU (01/31/19)