

2018-2019

Southern Conference Men's Basketball



#SoConHoops

702 North Pine Street, Spartanburg, SC 29303 • 864-591-5100 • Fax: 864-591-3448

Phil Perry, Assistant Commissioner for Media Relations (MBK contact)

facebook.com/SouthernConference • twitter.com/SoConSports • instagram.com/SouthernConference

2018-19 SOUTHERN CONFERENCE BASKETBALL STANDINGS

	Conference					Overall					
	W-L	Pct.	H	A	ST	W-L	Pct.	H	A	N	ST
Wofford	14-0	1.000	8-0	6-0	W14	22-4	.846	14-1	8-3	0-0	W13
UNCG	11-2	.846	6-1	5-1	L1	22-4	.846	12-1	9-3	1-0	L1
Furman	10-4	.714	6-1	4-3	W5	21-5	.808	12-1	9-4	0-0	W5
ETSU	10-4	.714	5-2	5-2	W1	20-7	.741	11-2	8-5	1-0	W1
Chattanooga	6-7	.462	4-3	2-4	L1	11-15	.423	8-4	3-9	0-2	L1
Samford	5-8	.385	3-3	2-5	W1	15-11	.577	10-4	5-7	0-0	W1
Mercer	4-9	.308	2-4	2-5	W1	9-16	.360	7-5	2-10	0-1	W1
The Citadel	3-10	.231	2-4	1-6	L1	11-13	.458	7-5	4-8	0-0	L1
Western Carolina	3-11	.214	1-6	2-5	L4	6-21	.222	3-7	3-12	0-2	L4
VMI	1-12	.077	1-5	0-7	L6	7-18	.280	6-6	1-12	0-0	L6

UPCOMING SCHEDULE (ALL TIMES EASTERN)

Feb. 16 (Saturday)

*The Citadel at Western Carolina, 2 p.m.	ESPN+
*Mercer at ETSU, 4 p.m.	ESPN3
*VMI at Furman, 4:30 p.m.	ESPN3
*Chattanooga at Samford, 5 p.m.	ESPN+
*UNCG at Wofford, 7 p.m.	Nexstar/ESPN+

Nexstar affiliates for Feb. 16:

WYCW (Greenville/Spartanburg/Asheville)
WCB (Charleston)
WWCW (Lynchburg)

Feb. 21 (Thursday)

*Chattanooga at The Citadel, 7 p.m.	ESPN3
*ETSU at VMI, 7 p.m.	ESPN+
*Samford at Mercer, 7 p.m.	ESPN+
*Western Carolina at UNCG, 7 p.m.	ESPN+

Feb. 23 (Saturday)

*Samford at The Citadel, 1 p.m.	Nexstar/ESPN3
*Wofford at Furman, 4 p.m.	ESPN3
*Chattanooga at Mercer, 4 p.m.	ESPN3
*VMI at Western Carolina, 7:30 p.m.	ESPN3

Nexstar affiliates for Feb. 23:

WYCW (Greenville/Spartanburg/Asheville)
WJHL (Johnson City)
WCB (Charleston)

Feb. 24 (Sunday)

*ETSU at UNCG, 3 p.m.	ESPN+
-----------------------	-------

Feb. 28 (Thursday)

*UNCG at The Citadel, 7 p.m.	ESPN+
*Mercer at VMI, 7 p.m.	ESPN3
*Wofford at Chattanooga, 7 p.m.	ESPN+
*Furman at Samford, 7:30 p.m.	ESPN+

SoCON PLAYER OF THE WEEK (2/12)

Fletcher Magee, Sr., G Wofford

Magee averaged 31 points and shot 57.1 percent from the floor in leading the Terriers to wins against ETSU and Western Carolina.

On Thursday against ETSU, which entered the contest ranked No. 8 in the Collegelsider.com Mid-Major Top 25, Magee scored a season-high 32 points, going 7-for-15 from 3-point range as the Terriers handed the Bucs just their second home loss of the season, 78-76 in overtime. Magee, who scored 11 of the Terriers' 14 points in the extra period, moved into third in NCAA Division I history in career 3s in the contest.

Two days later, Magee scored 30 points in an 83-56 win over Western Carolina, going 11-for-15 (.733) from the floor and shooting a blistering 8-for-11 (.727) from 3-point range, pushing his career total to 460 career 3s and passing former Duke star J.J. Redick for second all-time in Division I. The 30 points ran Magee's career total to 2,306, seven points clear of Furman's Jonathan Moore (1976-80) for 10th in SoCon history and three points back of West Virginia legend Jerry West (1957-60) on the SoCon scoring list.



CONFERENCE NEWS AND NOTES

• First-place Wofford hosts second-place UNC Greensboro on Saturday to highlight the five-game Southern Conference schedule.

• The Terriers can clinch a share of the regular-season SoCon title and the No. 1 seed in the upcoming Ingles SoCon Basketball Championship presented by General Shale with a win over UNCG on Saturday.

• A UNCG win would keep title hopes alive for ETSU and Furman, provided they win, as well. The Spartans could still claim a share of the title even with a loss to Wofford.

• Wofford ran its winning streak to 13 games and its SoCon record to 14-0 with a 95-84 win over Wofford on Thursday. The Terriers led by as many as 28 points and survived the Keydets' second-half rally to remain perfect in league play. VMI's Bubba Parham scored a game-high 30 points, reaching that mark for the sixth time this season.

• Wofford's 14 consecutive SoCon regular-season wins are good for the seventh-best streak in league history, breaking a tie with last season's ETSU squad, which won its first 13.

• The SoCon continues to have four teams ranked in the Collegelsider.com Mid-Major Top 25, the most of any conference. Wofford leads the way at No. 2, followed immediately by UNCG at No. 3. Furman jumped 10 spots to No. 14 after last Saturday's win over ETSU, which dropped seven spots to No. 15. Wofford continues to receive votes in both the Associated Press Top 25 and USA Today Coaches Top 25, while Furman is receiving votes in the coaches' poll.

• The Paladins put themselves in position to make another leap up the mid-major rankings with their 67-57 win over UNCG on Thursday, which snapped the Spartans' eight-game winning streak and ran Furman's to five games. Matt Rafferty scored 26 points and pulled down 10 rebounds for his 12th double-double of the season, while Jordan Lyons had 22 points.

• ETSU topped The Citadel 91-83 Thursday to reach the 20-win mark for the fourth straight season. The Bucs are the first SoCon team to post four consecutive 20-win seasons since Davidson turned in five straight from 2004-09. Junior Isaiah Tisdale scored a career-high 29 points for the Bucs in the win.

• The SoCon has four teams with 20 wins for the third straight season.

• Wofford senior Fletcher Magee moved up two spots to eighth on the SoCon's career scoring list Thursday. Magee netted 18 against VMI, pushing his career total to 2,324 points. He passed West Virginia's Jerry West (2,309) and Washington & Lee's Dom Flora (2,310). Up next for Magee is Marshall's John Taft, who scored 2,332 points from 1987-91.

For additional notes, see page 2

CONFERENCE NEWS AND NOTES

• With 20 3-pointers in his last three games, Wofford's Fletcher Magee has taken over the NCAA Division I lead with 114 this season.

• The Citadel's Lew Stallworth notched a double-double with 18 points and 10 assists in the Bulldogs' 91-83 loss at ETSU on Thursday. Zane Najdawi scored a season-high 29 points and Kaiden Rice added 22, hitting seven of The Citadel's 17 3-pointers.

• Chattanooga's Kevin Easley is 15 points shy of Keith Parker's (1977-78) UTC freshman record of 398. Easley's already topped the program's freshman rebounding (166) and 3-pointers made (46) marks. He is the top-scoring freshman in the league at 14.7 points per game.

• Samford, which was idle Thursday, trailed VMI by 14, 67-53, with 6:32 left to go on Feb. 9 but finished regulation on a 17-3 run, including a tying layup by Brandon Austin with 13 seconds left, to force overtime. There, Samford doubled up the Keydets, 14-7, to escape with the improbable road win, 84-77.

• Samford junior guard Josh Sharkey had three steals against VMI, moving his season total to 72 and breaking his own school single-season record of 71 from two years ago.

• Sharkey is averaging 7.7 assists per game and has 201 total this season, ranking third in NCAA Division I in both categories. In league games, he's averaging 9.5 per contest, hitting double figures in five of the Bulldogs' 13 games so far. He is just nine assists shy of entering the SoCon's single-season top 10 list.

• Samford's Ruben Guerrero (8.2 rebounds per game, 2.3 blocked shots per game) and Robert Allen (7.7 rbg, 0.8 bpg) are controlling the paint like no other duo in the league, as they are the only teammates in the SoCon to rank in the top 10 in the league in both rebounding and blocked shots. Guerrero ranks fourth in the SoCon in rebounding and first in blocked shots, while Allen ranks sixth and 10th in those categories, respectively.

• VMI sophomore guard Bubba Parham leads the SoCon in scoring at 20.8 points per game and has scored at least 30 six times this season, matching last season's league leader, Wofford's Magee. The last SoCon player of to score 30 seven times in a season was College of Charleston's Andrew Goudelock, who did it in 2010-11.

• In league games, Western Carolina's Carlos Dotson leads the SoCon in rebounding with 10.8 per contest.

• Citadel senior Matt Frierson become the school's career leader in 3-pointers on Jan. 24. With 307 now to his credit, he sits seventh in SoCon history, five back of sixth-place Karl Cochran of Wofford, who hit 312 from

2011-15. Frierson is fifth in Division I this season with 3.78 3-pointers per game.

• Frierson is perfect at the free-throw line this season at 33-for-33 but has not made enough to qualify for the SoCon or NCAA statistical rankings.

• UNCG senior guard Francis Alonso has 1,949 career points to his credit. At his current pace of 17.2 points per game, he should reach the 2,000-point milestone in four games.

• Furman senior forward Matt Rafferty has a field-goal percentage of 63.7 percent this season. That mark would rank eighth in a season in SoCon history.

• ETSU leads DI in rebounding margin at +12.2 per game and total rebounds at 1,112. Since 1984-85, just one SoCon team has posted a double-digit rebounding margin for a season, when Chattanooga posted a +10.8 differential in 2004-05.

• ETSU redshirt junior forward Jeromy Rodriguez is fifth in DI with 305 total rebounds and is seventh with 11.3 per game. Rodriguez, who is scoring at a clip of 11.7 points per game, is in position to be the first SoCon player to average a double-double for the season since UNCG's Ben Stywall averaged 14.3 points and 10.4 rebounds per game in 2009-10. Rodriguez is 14th in DI with 13 double-doubles so far this season.

• Rodriguez is just the fifth SoCon player in the last 10 years to collect at least 300 total rebounds in a season. He is on pace for 361, which would be the most by a SoCon player since Furman's Clyde Mayes pulled down 402 in 1973-74.

• With 134 career victories, UNCG coach Wes Miller is four wins shy of entering the SoCon's career top 25. The Spartans have at least seven more contests on the schedule this season. Wofford coach Mike Young is second in SoCon history with 291 wins.

• With 974 career points to his credit, Wofford junior Nathan Hoover is just 26 points from reaching 1,000 for his career. He is vying to join teammates Fletcher Magee (2,324) and Cameron Jackson (1,276) in the 1,000-point club.

• The Citadel also has a pair of active teammates who have surpassed the 1,000-point plateau in Zane Najdawi (1,539) and Matt Frierson (1,082).

• UNCG's Isaiah Miller leads the SoCon with 2.9 steals per game. The last Spartan to lead the league in steals was Ricky Hickman in 2005-06 with 2.8 per game.

• On Feb. 7, VMI announced that it had extended head coach Dan Earl's contract through the 2021-22 season. Earl is in his fourth season at the helm for the Keydets.

SoCon PLAYERS OF THE WEEK

Nov. 13.....	Josh Sharkey, Jr., G, SAM
Nov. 20.....	Jordan Lyons, Jr., G, FUR
Nov. 27.....	Lew Stallworth, Gr., G, CIT
Dec. 4.....	Lew Stallworth, Gr., G, CIT
Dec. 11.....	Jeromy Rodriguez, R-Jr., F, ETSU
Dec. 18.....	Matt Rafferty, Sr., F, FUR
Dec. 24.....	Francis Alonso, Sr., G, UNCG
Dec. 31.....	Jeromy Rodriguez, R-Jr., F, ETSU
Jan. 8.....	Matt Rafferty, Sr., F, FUR
Jan. 15.....	Ross Cummings, Jr., G, MER
Jan. 22.....	Kevin Easley, Fr., F, UTC
Jan. 29.....	Patrick Good, R-So., G, ETSU
Feb. 5.....	Onno Steger, Jr., F, WCU
Feb. 12.....	Fletcher Magee, Sr., G, WOF
Feb. 19.....	
Feb. 26.....	

SoCon PLAYERS OF THE MONTH

November.....	Matt Rafferty, Sr., F, FUR
December.....	Cameron Jackson, Sr., F, ETSU
January.....	Fletcher Magee, Sr., G, WOF
February.....	

SoCon STUDENT-ATHLETE OF THE WEEK

Jan. 2.....	Zane Najdawi, Sr., F, CIT
Jan. 9.....	Mladen Armus, So., F, ETSU
Feb. 6.....	Onno Steger, Jr., F, WCU

Did you know?

• Wofford's Fletcher Magee was named the SoCon player of the month for January. The monthly award was the fourth of Magee's career, which trails only Davidson's Stephen Curry, who earned the honor eight times from 2006-09, and UNCG's Kyle Hines, who was recognized five times from 2004-08. Magee is one of just nine players to have earned multiple monthly honors since the award was introduced in 2004-05.

• Western Carolina's 105 points against Chattanooga on Jan. 31 were its most against a Division I opponent since Feb. 21, 2015, when it fell 113-111 in double overtime to VMI. The 105 points were the Catamounts' most in a regulation game against a DI opponent since a 125-104 win over Marshall on Feb. 5, 1996.

• Samford went 11-for-15 from 3-point range in a 107-106 loss at Wofford on Jan. 24, with its 73.3 percent shooting from long range good for the fifth-best single-game mark in SoCon history.

• UNCG coach Wes Miller became the winningest coach in school history earlier this season, as the Spartans' 85-72 win over Chattanooga on Dec. 29 was the 125th of his career.

• Furman's Matt Rafferty and The Citadel's Matt Frierson both reached 1,000 points for their careers on Jan. 3. They joined The Citadel's Zane Najdawi, UNCG's Francis Alonso and Wofford's Cameron Jackson and Fletcher Magee as active SoCon players with 1,000 or more career points.

• Furman's 12-0 start to the season was the best for a SoCon team since Lefty Driesell's 1963-64 Davidson squad opened 15-0 en route to a 22-4 campaign.

• VMI sophomore guard Bubba Parham scored at least 30 points in four straight contests from Nov. 18-27, making him the first SoCon player to accomplish that feat since Davidson's Stephen Curry did so from Nov. 17-24, 2008.

• Furman's Jordan Lyons' 54 points against North Greenville on Nov. 13 were the most scored by an NCAA Division I player since Jodie Meeks of Kentucky scored 54 in 2009.

SoCon COACHING RECORDS

Coach, school	Career (yrs.)	School (yrs.)	SoCon (yrs.)
Duggar Baucom, The Citadel	232-255 (16th)	44-77 (4th)	22-63 (5th)
Steve Forbes, ETSU	252-96 (11th)	96-36 (4th)	52-16 (4th)
Bob Richey, Furman	44-16 (2nd)	Same	23-9 (2nd)
Bob Hoffman, Mercer	518-316 (25th)	207-161 (11th)	44-41 (5th)
Wes Miller, UNCG	134-114 (8th)	Same	79-55 (8th)
Scott Padgett, Samford	72-87 (5th)	Same	29-56 (5th)
Lamont Paris, Chattanooga	21-38 (2nd)	Same	9-22 (2nd)
Dan Earl, VMI	31-84 (4th)	Same	12-55 (4th)
Mark Prosser, Western Carolina	11-44 (2nd)	6-21 (1st)	3-11 (1st)
Mike Young, Wofford	291-243 (17th)	Same	171-124 (17th)

COLLEGEINSIDER.COM MID-MAJOR TOP 25

School (1st-place)	PS	N12	N19	N26	D3	D10	D17	D24	D31	J7	J14	J21	J28	F4	F11
Gonzaga (31)	1	1	1	1	1	1	1	1	1	1	1	1	1	1	1
Wofford	8	5	9	7	5	7	7	11	8	6	3	3	2	2	2
UNC Greensboro	20	19	13	5	6	5	5	5	4	3	10	7	5	3	3
Buffalo	2	2	2	2	2	2	2	2	2	2	2	2	3	4	4
Belmont	17	10	5	3	4	4	4	4	6	8	6	11	6	5	5
Hofstra	-	-	-	-	-	-	-	23	22	13	5	5	4	6	6
Lipscomb	22	22	18	8	7	8	11	9	11	11	11	8	8	7	7
Murray State	18	16	10	11	12	11	10	10	9	4	4	4	7	9	8
UC Irvine	24	23	15	17	18	13	13	14	15	12	7	10	11	10	9
New Mexico State	-	-	-	-	25	25	18	18	14	19	17	16	15	13	10
South Dakota State	5	3	7	10	8	10	14	17	17	21	19	18	13	11	11
Toledo	13	13	-	16	9	6	6	6	3	9	15	15	16	15	12
Vermont	-	-	-	-	-	-	23	-	-	23	14	14	14	14	13
Furman	-	20	6	4	3	3	3	3	5	5	12	19	-	24	14
ETSU	-	-	-	-	-	-	-	-	-	14	8	9	9	8	15
Liberty	-	-	-	-	24	24	17	22	20	17	16	12	12	16	16
Yale	25	25	-	-	-	-	-	-	-	24	21	19	21	21	17
Montana	16	14	19	13	17	19	19	15	13	18	20	22	22	18	18
Stony Brook	-	-	-	25	14	15	15	16	16	15	14	13	17	19	19
Texas State	-	-	-	-	-	20	21	21	24	22	17	18	20	20	20
San Francisco	-	-	-	21	22	17	12	8	10	7	9	6	10	12	21
Charleston	-	24	25	24	13	12	9	7	7	10	13	23	23	22	22
Sam Houston State	-	-	-	-	-	-	-	-	-	-	-	-	-	-	23
Northern Kentucky	-	-	24	-	23	-	-	-	-	-	-	-	20	-	24
Bowling Green	-	-	-	-	-	-	-	-	-	-	-	-	-	23	25
Georgia State	12	15	16	20	-	23	-	-	-	20	18	20	21	17	-
Princeton	-	-	-	-	-	-	-	-	-	-	-	-	-	25	-
Radford	-	-	-	-	16	21	-	-	-	-	-	-	24	-	-
UC Santa Barbara	-	-	-	-	-	-	-	-	-	25	24	25	-	-	-
Jacksonville State	-	-	-	-	-	-	-	-	-	-	25	-	-	-	-
Loyola Marymount	-	-	22	14	11	9	8	12	12	16	21	-	-	-	-
Kent State	-	-	-	-	-	-	20	19	22	-	-	-	-	-	-
NJIT	-	-	-	-	-	25	24	25	23	-	-	-	-	-	-
Ball State	-	-	-	-	-	-	-	-	25	-	-	-	-	-	-
Louisiana	11	12	23	23	19	16	21	19	18	-	-	-	-	-	-
Penn	23	18	21	-	-	20	16	13	23	-	-	-	-	-	-
Drake	-	-	-	-	-	-	25	24	-	-	-	-	-	-	-
BYU	4	4	3	6	15	14	22	-	-	-	-	-	-	-	-
San Diego	-	-	-	-	-	22	24	-	-	-	-	-	-	-	-
Georgia Southern	-	-	17	12	21	18	-	-	-	-	-	-	-	-	-
Loyola Chicago	3	8	8	9	10	-	-	-	-	-	-	-	-	-	-
Illinois State	14	17	14	19	20	-	-	-	-	-	-	-	-	-	-
Saint Mary's	9	7	4	15	-	-	-	-	-	-	-	-	-	-	-
Bradley	-	-	-	18	-	-	-	-	-	-	-	-	-	-	-
Harvard	7	11	12	22	-	-	-	-	-	-	-	-	-	-	-
Northeastern	6	6	11	-	-	-	-	-	-	-	-	-	-	-	-
Southern Illinois	10	9	20	-	-	-	-	-	-	-	-	-	-	-	-
Stephen F. Austin	19	21	-	-	-	-	-	-	-	-	-	-	-	-	-
Rider	15	-	-	-	-	-	-	-	-	-	-	-	-	-	-
Wright State	21	-	-	-	-	-	-	-	-	-	-	-	-	-	-

Others receiving votes: Radford 43, Georgia State 39, Northeastern 39, Saint Mary's 34, Kent State 32, BYU 31, Jacksonville State 20, Loyola Chicago 14, UMBC 9, San Diego 6, Princeton 5, Abilene Christian 4, Austin Peay 3, UT Arlington 3, Bucknell 2, Grand Canyon 2, Georgia Southern 1, Presbyterian 1, Wright State 1.

NATIONAL/REGIONAL RECOGNITION

Jerry West Shooting Guard of the Year Award

Watch list

Fletcher Magee, Wofford, Sr., G

Lou Henson Award (top DI mid-major player)

Initial watch list

Matt Rafferty, Furman, Sr., F
Francis Alonso, UNCG, Sr., G
James Dickey, UNCG, Jr., F
Cameron Jackson, Wofford, R-Sr., F
Fletcher Magee, Wofford, Sr., G

Midseason watch list

Matt Rafferty, Furman, Sr., F
Francis Alonso, UNCG, Sr., G
Cameron Jackson, Wofford, R-Sr., F
Fletcher Magee, Wofford, Sr., G

Kareem Abdul-Jabbar Award Watch List

James Dickey, UNCG, Jr., F

Senior CLASS Award candidate

Zane Najdawi, The Citadel, Sr., F

Andy Katz National Player of the Week

Jordan Lyons, Furman, Jr., G Nov. 19, 2018

SoCon TEAM RECORD BOOK

TEAM

Scoring

Game

- 154 Furman vs. The Citadel 1/8/55
- 149 Furman vs. Newberry 2/13/54
- 148 The Citadel vs. Mid-Atlantic Christian 11/12/18**
- 146 The Citadel vs. Johnson 11/11/16
- 144 The Citadel vs. Toccoa Falls 12/7/16
- 141 Western Carolina vs. Toccoa Falls 1/17/12
- 137 Davidson vs. Warren Wilson 12/9/91
- 137 The Citadel vs. Johnson 11/14/18**
- 133 Western Carolina vs. Toccoa Falls 11/26/01
- 133 VMI vs. Mid-Atlantic Christian 12/2/14

3-point field goals made

Game

- 24 VMI vs. Furman 2/12/15
- 23 The Citadel vs. Mid-Atlantic Christian 11/12/18**
- 23 The Citadel vs. High Point 11/27/18**
- 22 Ga. Southern vs. Chattanooga 1/17/05
- 21 Furman vs. Virginia Intermont 12/29/04
- 21 VMI vs. Johnson 11/18/14
- 21 The Citadel vs. Ogelthorpe 11/10/17
- 21 Furman vs. North Greenville 11/15/18**

3-point field-goal attempts

Game

- 57 VMI vs. Mid-Atlantic Christian 12/2/14
- 55 VMI vs. Marist 12/13/14
- 51 The Citadel vs. Mid-Atlantic Christian 11/12/18**
- 52 Davidson vs. Colby 11/21/06
- 50 The Citadel at Air Force 12/2/15
- 50 The Citadel vs. Johnson 11/13/16
- 50 The Citadel vs. UMBC 12/19/16
- 49 Furman vs. North Greenville 11/15/18**
- 48 The Citadel vs. Truett McConnell 11/15/16
- 48 The Citadel at Western Carolina 2/25/18
- 48 The Citadel vs. Johnson 11/14/18**

Rebounds

Game

- 78 George Wash. vs. Georgetown 1968-69
- 76 Davidson vs. VMI Jan. 8, 1970
- 70 VMI vs. Mid-Atlantic Christian Dec. 2, 2014
- 68 Davidson vs. Emory Nov. 9, 2007
- 67 The Citadel vs. Clemson Nov. 25, 2000
- 67 The Citadel vs. Johnson Nov. 13, 2016
- 65 Ga. Southern vs. UC Davis Nov. 12, 2006
- 64 ETSU vs. Reinhardt Dec. 3, 2018**
- 63 ETSU vs. UVa-Wise Nov. 18, 2014
- 63 The Citadel vs. Mid-Atlantic Christian 11/12/18**

ALL-AROUND SUCCESS

Furman senior forward Matt Rafferty is the only player in the SoCon to rank in the top 10 in scoring, rebounding, assists, steals and blocked shots – and he's in the top five in all of them. Only three other qualified players in the league appear in the top 10 in even three of those categories, with Cameron Jackson of Wofford appearing in four.

	Pts	Reb	Ast	St	Blk
Matt Rafferty, FUR	4th	3rd	4th	t2nd	t5th
	17.3	8.9	4.1	2.8	1.1
Cameron Jackson, WOF	10th	t7th	x	5th	4th
	14.8	7.5	x	1.7	1.2
James Dickey, UNCG	x	t7th	x	7th	2nd
	x	7.5	x	1.5	2.2
Josh Sharkey, SAM	8th	x	1st	t2nd	x
	16.1	x	7.7	2.8	x

ASSOCIATED PRESS TOP 25

School (1st-place)	PS	N12	N19	N26	D3	D10	D17	D24	D31	J7	J14	J21	J28	F4	F11
Tennessee (40)	6	5	5	6	7	3	3	3	3	3	3	1	1	1	1
Duke (24)	4	1	1	3	3	2	2	1	1	1	2	2	2	2	2
Gonzaga	3	3	3	1	1	4	8	7	7	5	5	4	4	4	3
Virginia	5	4	4	4	4	6	5	4	4	4	3	3	3	3	4
Kentucky	2	10	10	10	9	19	19	16	13	18	12	8	7	5	5
Michigan	19	18	9	7	5	5	4	2	2	2	5	5	7	6	6
Nevada	7	6	6	5	6	7	6	6	6	10	7	8	6	7	7
North Carolina	8	7	7	11	14	12	9	14	15	12	13	11	9	8	8
Houston	-	-	-	-	-	24	21	22	19	17	21	17	13	12	9
Marquette	-	24	-	-	-	21	20	18	16	21	15	12	10	10	10
Michigan State	10	11	11	9	10	9	10	8	8	6	6	6	6	9	11
Purdue	24	23	24	19	-	-	-	-	-	-	-	-	17	15	12
Villanova	9	8	-	23	21	17	-	-	-	22	18	14	14	13	13
Kansas	1	2	2	2	2	1	1	5	7	7	9	11	13	14	14
Texas Tech	-	-	-	20	13	11	12	11	11	8	8	t14	16	18	15
Louisville	-	-	-	-	-	-	-	-	-	-	-	-	23	15	16
Florida State	17	14	14	15	11	10	11	9	9	13	11	-	25	22	17
Kansas State	12	12	12	12	16	t25	-	-	-	-	-	-	-	-	18
LSU	23	22	19	-	-	-	-	-	-	-	-	25	19	21	19
Wisconsin	-	-	25	22	12	16	16	15	22	-	-	-	24	19	20
Iowa	-	-	20	14	18	22	23	24	25	-	23	19	-	20	21
Virginia Tech	15	16	13	13	15	13	13	10	10	9	9	10	12	11	22
Iowa State	-	-	-	-	-	-	-	-	-	20	-	24	20	17	23
Maryland	-	-	-	24	23	-	-	-	-	19	13	21	24	24	24
Buffalo	-	25	22	21	17	14	14	21	20	19	16	t14	18	23	25
Cincinnati	-	-	-	-	-	-	-	-	-	-	-	-	-	25	-
Mississippi State	18	17	15	25	22	18	17	19	17	14	24	22	22	-	-
NC State	-	-	-	-	-	-	-	20	18	15	17	21	23	-	-
Auburn	11	9	8	8	8	8	7	12	12	11	14	16	-	-	-
Ole Miss	-	-	-	-	-	-	-	-	-	18	20	-	-	-	-
Oklahoma	-	-	-	-	-	-	-	25	23	23	20	-	-	-	-
Indiana	-	-	-	-	-	t25	22	23	21	22	25	-	-	-	-
Ohio State	-	-	23	16	19	15	15	13	14	16	-	-	-	-	-
St. John's	-	-	-	-	-	-	-	-	-	24	-	-	-	-	-
TCU	20	21	18	-	-	-	-	-	-	25	-	-	-	-	-
Nebraska	-	-	-	24	-	25	-	24	-	-	-	-	-	-	-
Arizona State	-	-	-	20	20	18	17	-	-	-	-	-	-	-	-
Furman	-	-	-	25	23	24	-	-	-	-	-	-	-	-	-
Syracuse	16	15	-	-	t25	-	-	-	-	-	-	-	-	-	-
Texas	-	-	17	-	-	-	-	-	-	-	-	-	-	-	-
Oregon	14	13	21	18	-	-	-	-	-	-	-	-	-	-	-
Clemson	22	19	16	-	-	-	-	-	-	-	-	-	-	-	-
UCLA	21	20	17	-	-	-	-	-	-	-	-	-	-	-	-
West Virginia	13	-	-	-	-	-	-	-	-	-	-	-	-	-	-
Washington	25	-	-	-	-	-	-	-	-	-	-	-	-	-	-

Others receiving votes: Cincinnati 76, Auburn 35, Wofford 22, Washington 17, Lipscomb 6, TCU 5, Texas 3, Clemson 1

USA TODAY COACHES TOP 25

School (1st-place)	PS	N19	N26	D3	D10	D17	D24	D31	J7	J14	J21	J28	F4	F11
Tennessee (30)	6	5	7	7	4	4	3	3	3	3	1	1	1	1
Duke (2)	3	1	3	3	2	2	2	1	2	2	2	2	2	2
Gonzaga	4	3	1	1	6	9	8	8	6	5	4	4	4	3
Virginia	5	4	4	4	3	3	1	2	1	1	3	3	3	4
Kentucky	2	10	9	8	18	18	15	14	18	14	9	6	5	5
Nevada	9	7	6	6	7	6	6	5	11	10	7	7	6	6
Michigan	18	8	5	5	5	5	4	4	4	4	6	5	7	7
North Carolina	7	6	13	12	12	10	14	15	12	15	12	10	8	8
Houston	-	-	-	-	22	20	19	17	15	t17	17	13	12	9
Marquette	-	-	-	-	-	23	20	18	19	13	11	9	9	10
Purdue	22	19	18	24	-	-	-	-	-	-	-	18	15	11
Michigan State	10	11	8	10	9	8	7	7	5	6	5	8	11	12
Villanova	8	-	23	21	16	-	-	-	21	18	14	13	13	13
Kansas	1	2	2	2	1	1	5	6	9	8	10	12	14	14
Texas Tech	-	-	19	13	11	11	13	11	8	9	13	15	18	15
Virginia Tech	17	14	12	14	13	13	10	10	7	7	8	11	10	16
Iowa	-	22	15	19	21	21	t20	25	24	21	25	20	17	17
Kansas State	11	12	t10	15	24	-	-	-	-	-	-	-	-	18
Florida State	15	13	14	11	10	12	9	9	13	11	23	-	24	19
Louisville	-	-	-	-	-	-	-	-	-	-	24	16	17	20
LSU	-	21	-	-	-	-	-	-	-	-	-	19	22	21
Iowa State	-	-	22	16	19	17	16	t23	-	-	25	20	16	22
Wisconsin	-	-	20	18	15	15	22	t20	20	t17	14	17	25	23
Buffalo	-	25	20	18	15	15	22	t20	20	t17	14	17	25	23
Maryland	-	-	-	23	23	24	-	-	-	22	16	24	-	25
Mississippi State	19	15	25	22	17	16	t17	16	14	23	22	21	21	-
Cincinnati	-	-	-	-	-	-	-	-	-	-	-	-	23	-
NC State	-	-	-	-	-	24	19	16	16	19	22	-	-	-
Auburn	12	9	t10	9	8	7	t11	13	10	12	15	-	-	-
Ole Miss	-	-	-	-	-	-	-	-	20	20	-	-	-	-
Oklahoma	-	-	-	-	-	-	-	25	22	19	-	-	-	-
Indiana	-	-	-	-	-	-	25	22	24	25	-	-	-	-
Ohio State	-	23	16	17	14	14	t11	12	17	-	-	-	-	-
St. John's	-	-	-	-	-	-	-	23	-	-	-	-	-	-
Nebraska	25	24	-	25	25	22	23	t23	-	-	-	-	-	-
Arizona State	-	-	-	20	20	19	t17	-	-	-	-	-	-	-
Furman	-	-	-	-	-	25	-	-	-	-	-	-	-	-
Texas	-	-	17	-	-	-	-	-	-	-	-	-	-	-
Oregon	16	20	21	-	-	-	-	-	-	-	-	-	-	-
Clemson	23	16	24	-	-	-	-	-	-	-	-	-	-	-
UCLA	20	17	-	-	-	-	-	-	-	-	-	-	-	-
TCU	21	18	-	-	-	-	-	-	-	-	-	-	-	-
West Virginia	13	-	-	-	-	-	-	-	-	-	-	-	-	-
Syracuse	14	-	-	-	-	-	-	-	-	-	-	-	-	-
Washington	24	-	-	-	-	-	-	-	-	-	-	-	-	-

Others receiving votes: Cincinnati 45, Mississippi State 22, Auburn 20, Washington 16, Furman 13, Wofford 13, Arizona State 8, North Texas 7, Texas 6, Hofstra 6, NC State 5, Ole Miss 4, Syracuse 2, Toledo 1

NET RANKINGS (AS OF FEB. 15)

The NCAA Evaluation Tool (NET) replaces the RPI this season and relies on game results, strength of schedule, game location, scoring margin, net offensive and defensive efficiency, and the quality of wins and losses to aid the NCAA in evaluating programs throughout the season. New rankings are released daily.

SoCon team	NET ranking
Wofford	29
Furman	46
UNCG	53
ETSU	71
Samford	148
Mercer	186
The Citadel	240
Chattanooga	279
Western Carolina	299
VMI	326

THE SOCON VS. RANKED TEAMS

Furman's win at No. 8 Villanova on Nov. 17 was the SoCon's second road victory over a top-10 opponent in as many seasons, as Wofford downed then-No. 5 North Carolina in 2017. Coincidentally, Villanova and North Carolina were both defending national champions.

SoCon	Opp.	Score	Date
Furman	#8 Villanova	76-68 (OT)	11/17/18
Wofford	#5 North Carolina	79-75	12/20/17
Col. of Charleston	#21 Baylor	63-59	11/24/12
Davidson	#12 Kansas	80-74	12/19/11
Col. of Charleston	#9 North Carolina	82-79 (OT)	1/4/10
#23 Davidson	#24 Gonzaga	82-76	3/21/08
#23 Davidson	#8 Georgetown	74-70	3/23/08
#23 Davidson	#6 Wisconsin	73-56	3/28/08
Col. of Charleston	#3 North Carolina	66-64	12/5/98

Preseason predictions

Defending regular-season and tournament champion UNCG was the preseason pick to win the league in 2018-19 among the league's 10 head coaches and media. Wofford's Fletcher Magee was the coaches' selection for preseason player of the year.

Preseason Player of the Year
Fletcher Magee, Sr., G, Wofford

Preseason All-Southern Conference Team

Zane Najdawi, Sr., F, The Citadel
Tray Boyd III, Jr., G, ETSU
Bo Hodges, So., G/F, ETSU
Jeromy Rodriguez, R-Jr., F, ETSU
Matt Rafferty, Sr., F, Furman
Ross Cummings, Jr., G, Mercer
Francis Alonso, Sr., G, UNCG
James Dickey, Jr., F, UNCG
Bubba Parham, So., G, VMI
Cameron Jackson, Sr., F, Wofford
Fletcher Magee, Sr., G, Wofford

Coaches poll		Media poll	
Team (1st)	Total	Team (1st)	Total
1. UNCG (6)	78	1. UNCG (16)	231
2. Wofford (4)	74	2. Wofford (6)	214
3. ETSU	67	3. ETSU (2)	198
4. Furman	57	4. Furman	169
5. Mercer	48	5. Mercer	136
6. The Citadel	38	6. Chattanooga	103
7. Chattanooga	30	7. The Citadel	96
8. Samford	26	8. Samford	69
9. Western Carolina	20	9. Western Carolina	59
10. VMI	12	10. VMI	45

ACTIVE SoCon CAREER LEADERS

Points scored

2,324	Fletcher Magee, Wofford, Sr.	(10)
1,949	Francis Alonso, UNCG, Sr.	
1,539	Zane Najdawi, The Citadel, Sr.	
1,276	Cameron Jackson, Wofford, R-Sr.	
1,213	Matt Rafferty, Furman, Sr.	

Points scored per game (min. 800 points)

18.59	Fletcher Magee, Wofford, Sr.	
17.45	Bubba Parham, VMI, So.	
14.99	Francis Alonso, UNCG, Sr.	
12.83	Zane Najdawi, The Citadel, Sr.	
11.13	Matt Rafferty, Furman, Sr.	

Field-goal percentage (min. 240 made)

.586	Cameron Jackson, Wofford, R-Sr.	(10)
.579	Matt Rafferty, Furman, Sr.	
.537	James Dickey, UNCG, Jr.	
.526	Isaiah Miller, UNCG, So.	
.487	Zane Najdawi, The Citadel, Sr.	

3-point field goals made

465	Fletcher Magee, Wofford, Sr.	(1)
370	Francis Alonso, UNCG, Sr.	(4)
307	Matt Frierson, The Citadel, Sr.	(7)
191	Jordan Lyons, Furman, Jr.	
189	Nathan Hoover, Wofford, Jr.	

3-point field-goal percentage (min. 120 made)

.434	Fletcher Magee, Wofford, Sr.	(9)
.427	Andrew Brown, Furman, Sr.	
.410	Francis Alonso, UNCG, Sr.	
.402	Ross Cummings, Mercer, Jr.	
.402	Nathan Hoover, Wofford, Jr.	

Free-throw percentage (min. 110 made)

.910	Fletcher Magee, Wofford, Sr.	(1)
.904	Matt Frierson, The Citadel, Sr.	
.870	Francis Alonso, UNCG, Sr.	(6)
.862	Matt Halvorsen, WCU, So.	
.858	Nathan Hoover, Wofford, Jr.	

Rebounds

785	Matt Rafferty, Furman, Sr.	
691	Zane Najdawi, The Citadel, Sr.	
672	James Dickey, UNCG, Jr.	
666	Marc Gosselin, Western Carolina, Sr.	
646	Cameron Jackson, Wofford, R-Sr.	

Rebounds per game (min. 280 rebounds)

11.30	Jeromy Rodriguez, ETSU, R-Jr.	
7.72	James Dickey, UNCG, Jr.	
7.20	Matt Rafferty, Furman, Sr.	
6.64	Mladen Armus, ETSU, So.	
5.76	Zane Najdawi, The Citadel, Sr.	

Blocked shots

181	Zane Najdawi, The Citadel, Sr.	
157	James Dickey, UNCG, Jr.	
121	Cameron Jackson, Wofford, R-Sr.	
91	Matt Rafferty, Furman, Sr.	
59	Ruben Guerrero, Samford, R-Sr.	

Steals

189	Josh Sharkey, Samford, Jr.	
174	Matt Rafferty, Furman, Sr.	
159	Cameron Jackson, Wofford, R-Sr.	
144	Demetrius Troy, UNCG, Sr.	
123	Isaiah Miller, UNCG, So.	

Assists

503	Josh Sharkey, Samford, Jr.	
418	Demetrius Troy, UNCG, Sr.	
301	Francis Alonso, UNCG, Sr.	
277	Matt Rafferty, Furman, Sr.	
215	Storm Murphy, Wofford, So.	

Assists per game (min. 150 assists)

5.47	Josh Sharkey, Samford, Jr.	
3.64	Storm Murphy, Wofford, So.	
3.40	Demetrius Troy, UNCG, Sr.	
2.93	Marcus Cohen, Mercer, So.	
2.93	Bubba Parham, VMI, So.	

(SoCon career rank)

SoCon RECORD BOOK (NCAA RECORDS WHERE NOTED)

INDIVIDUAL

Coaching victories at SoCon school

1.	447	Bob McKillop, DAV	1992-2014
2.	291	Mike Young, WOF	2002-present
3.	243	Mack McCarthy, UTC	1985-97
	243	Burton Shipley, MD	1923-47
5.	230	Bill Reinhart, GW	1935-42; 49-66

Coaching wins per season (min. two seasons)

Avg. Wins		Yrs.			
1.	26.7	187	7	Everett Case, NCSU	1946-53
2.	26.0	52	2	Ben Carnevale, UNC	1944-46
3.	24.3	146	6	Fred Schaus, WVU	1954-60
4.	24.0	96	4	Steve Forbes, ETSU	2015-pr.
5.	23.8	95	4	John Kresse, CofC	1998-02

Scoring

Career

1.	2,635	Stephen Curry, DAV	2006-09
2.	2,574	Skip Henderson, MAR	1983-88
3.	2,571	Andrew Goudelock, CofC	2007-11
4.	2,538	Frank Selvy, FUR	1951-54
5.	2,483	John Gerdy, DAV	1975-79
6.	2,423	Gay Elmore, VMI	1983-87
7.	2,332	John Taft, MAR	1987-91
8.	2,324	Fletcher Magee, WOF	2015-pr.
9.	2,310	Dom Flora, W&L	1954-58
10.	2,309	Jerry West, WVU	1957-60

Field-goal percentage

Career (min. 400 made)

Pct.		FG-FGA	
1.	69.0	412-597	Ricky Nedd, APP 1991-94
2.	61.3	448-731	Kris Acox, FUR 2013-17
3.	60.2	442-734	Rich DiBenedetto, DAV 1978-81
4.	59.9	764-1276	Noah Dahlman, WOF 2007-11
5.	59.8	522-873	Kareem Livingston, APP 1997-98
6.	59.6	647-1,086	Kyle Hines, UNCG 2004-07
7.	59.3	426-718	Joey Brooks, FUR 1986-89
8.	59.2	415-701	Jeremy Simmons, CofC 2007-11
9.	58.9	548-930	Mike Groselle, CIT 2009-13
10.	58.6	520-887	Cameron Jackson, WOF 2014-pr.

3-point field goals made

Game

1.	15	Keith Veney, Marshall*	12/16/96
	15	Jordan Lyons, FUR*	11/15/18
3.	11	Elton Nesbitt, GSU vs. UTC	1/17/05
11	Fletcher Magee, WOF at UTC	2/17/18	
	11	Patrick Good, ETSU at WCU	1/26/19
6.	10	Nine times. This season:	
		Matt Frierson, CIT vs. Johnson	11/14/18
		Bubba Parham, VMI at Kentucky	11/18/18

Career

1.	465	Fletcher Magee, WOF	2015-pr.
2.	414	Stephen Curry, DAV	2006-09
3.	396	Andrew Goudelock, CofC	2007-11
4.	370	Francis Alonso, UNCG	2015-pr.
5.	358	Donald Sims, APP	2007-11
6.	312	Karl Cochran, WOF	2011-15
7.	307	Matt Frierson, CIT	2015-pr.
8.	299	Ian Chadwick, WOF	1997-01
9.	295	Zach Urbanus, CIT	2007-11
10.	278	Jake Robinson, WCU	2006-10

Career - NCAA Division I history

1.	504	Travis Bader, Oakland	2010-14
2.	465	Fletcher Magee, WOF	2015-pr.
3.	457	J.J. Redick, Duke	2002-06
4.	450	David Holston, Chicago State	2005-09
5.	435	Keydren Clark, Saint Peter's	2002-06
6.	434	Damon Lynn, NJIT	2013-17
7.	431	Chris Lofton, Tennessee	2004-08
	431	Kevin Foster, Santa Clara	2008-13
9.	416	Akeem Richmond, East Carolina	2010-14
10.	414	Stephen Curry, DAV	2006-09

3-point field goals attempts

Game

1.	34	Jordan Lyons, FUR*	Nov. 15, 2018
2.	25	Keith Veney, MAR	Dec. 16, 1996
3.	21	Travis Cantrell, CIT	Jan. 12, 2002
4.	20	Stephen Curry, DAV	Nov. 21, 2006
	20	Donald Sims, APP	Nov. 19, 2010
6.	19	Keith Veney, MAR	1996-97
	19	Shawn Hall, APP	Feb. 22, 2003
	19	Keaton Cole, WCU	Feb. 2, 2012
	19	Tim Marshall, VMI	Feb. 15, 2015
	19	Francis Alonso, UNCG	Dec. 2, 2017
	19	Fletcher Magee, WOF	Feb. 17, 2018
	19	Fletcher Magee, WOF	Jan. 24, 2019

* NCAA record

3-point percentage (min. 120 made)

Career

Pct.		3FG-3FGA	
1.	49.3	223-452	Keith Jennings, ETSU 1989-91
2.	45.2	126-279	Alan Puckett, CIT 1999-02
3.	45.1	146-324	Shawn Reid, FUR 1984-88
4.	44.7	159-356	Brandon Born, UTC 1991-95
5.	44.5	154-346	Derek Rucker, DAV 1985-88
6.	44.0	166-377	D. Denzel-Dyson, SAM 2016-18
7.	44.0	131-298	David Donerler, WCU 1989-90
8.	43.4	190-438	Peter Anderer, DAV 2000-03
9.	43.4	465-1072	Fletcher Magee, WOF 2015-pr.
10.	43.2	189-437	Kemp Phillips, APP 1987-90

Free-throw percentage (min. 200 made)

Career

Pct.		FT-FTA	
1.	91.0	373-410	Fletcher Magee, WOF 2015-pr.
2.	89.3	358-401	Nik Cochran, DAV 2009-13
3.	89.2	545-611	Donald Sims, APP 2007-11
4.	88.9	281-316	Chad Copeland, UTC 1993-94
5.	87.6	479-547	Stephen Curry, DAV 2006-09
6.	87.0	369-424	Francis Alonso, UNCG 2015-pr.
7.	86.6	214-247	Johnny Mitchell, VMI 1967-69
8.	86.4	260-301	Greg White, MAR 1978-81
9.	86.3	253-293	Jordan Strawberry, MER 2014-18
10.	86.3	201-233	Demetre Rivers, MER 2014-18

SPECIALTY STATS LEADERS

50-point games	Ovr.	SoCon
Jordan Lyons, FUR	1	0

40-point games	Ovr.	SoCon
Jordan Lyons, FUR	1	0

30-point games	Ovr.	SoCon
Bubba Parham, VMI	6	2
Ross Cummings, MER	3	2
Fletcher Magee, WOF	3	3
Matt Frierson, CIT	1	0
Lew Stallworth, CIT	1	1
Patrick Good, ETSU	1	1
Jordan Lyons, FUR	1	0
Francis Alonso, UNCG	1	1
Kyrin Galloway, UNCG	1	0
Brandon Austin, SAM	1	1
Kameron Gibson, WCU	1	0
Onno Steger, WCU	1	1
Marcus Thomas, WCU	1	1
Nathan Hoover, WOF	1	0

20-point games	Ovr.	SoCon
Fletcher Magee, WOF	14	11
Bubba Parham, VMI	13	6
Lew Stallworth, CIT	11	6
Matt Rafferty, FUR	9	6
Ross Cummings, MER	9	7
Josh Sharkey, SAM	9	5
Jordan Lyons, FUR	8	5
Francis Alonso, UNCG	8	3
Isaiah Miller, UNCG	7	7
Kevin Easley, UTC	7	5
Cameron Jackson, WOF	6	3
Tray Boyd III, ETSU	5	1
Brandon Austin, SAM	5	2
Kameron Gibson, WCU	5	3
Matt Frierson, CIT	4	1
Kaiden Rice, CIT	4	1
Onno Steger, WCU	4	4
Nathan Hoover, WOF	4	3
Zane Najdawi, CIT	3	2
Jeromy Rodriguez, ETSU	3	2
Myron Gordon, SAM	3	2
Ruben Guerrero, SAM	3	1
Alex Reed, CIT	2	1
Patrick Good, ETSU	2	2
Daivien Williamson, ETSU	2	2
Clay Mounce, FUR	2	0
Djordje Dimitrijevic, MER	2	1
Kaleb Hunter, UNCG	2	1
Carlos Dotson, WCU	2	1
Matt Halvorsen, WCU	2	1
Marcus Thomas, WCU	2	2
Mladen Armus, ETSU	1	1
Isaiah Tisdale, ETSU	1	1
Kyrin Galloway, UNCG	1	0
Demetrius Troy, UNCG	1	1
Keve Nolan, SAM	1	0
Jerry Johnson Jr., UTC	1	0
Garrett Gilkeson, VMI	1	0
Myles Lewis, VMI	1	1
Jake Stephens, VMI	1	0

15-rebound games	Ovr.	SoCon
Jeromy Rodriguez, ETSU	6	3
Matt Rafferty, FUR	2	1
Carlos Dotson, WCU	2	1
Mladen Armus, ETSU	1	1
James Dickey, UNCG	1	1
Ruben Guerrero, SAM	1	0
Thomas Smallwood, UTC	1	0

10-rebound games	Ovr.	SoCon
Jeromy Rodriguez, ETSU	17	7
Matt Rafferty, FUR	13	8
Carlos Dotson, WCU	13	9
Mladen Armus, ETSU	9	4
Ruben Guerrero, SAM	7	5
Zane Najdawi, CIT	6	3
Robert Allen, SAM	6	2
James Dickey, UNCG	5	2
Cameron Jackson, WOF	5	2
Hayden Brown, CIT	4	3
Clay Mounce, FUR	4	2
Tyler Creammer, VMI	4	1
Keve Aluma, WOF	4	3

10-rebound games (cont.)	Ovr.	SoCon
Kevin Easley, UTC	3	2
Garrett Gilkeson, VMI	3	2
Chevez Goodwin, WOF	3	2
Lew Stallworth, CIT	2	0
Fardaws Aimaq, MER	2	1
Brandon Austin, SAM	2	1
Marc Gosselin, WCU	2	1
Kaelon Harris, CIT	1	0
Alex Reed, CIT	1	0
D'Andre Bernard, ETSU	1	0
Octavio Corley, ETSU	1	0
Bo Hodges, ETSU	1	1
Ethan Stair, MER	1	1
Jaylen Stowe, MER	1	0
Eric Hamilton, UNCG	1	1
Josh Sharkey, SAM	1	0
Thomas Smallwood, UTC	1	0
Ramon Vila, UTC	1	1
Onno Steger, WCU	1	1

15-assist games	Ovr.	SoCon
Josh Sharkey, SAM	1	1

10-assist games	Ovr.	SoCon
Josh Sharkey, SAM	7	5
Lew Stallworth, CIT	4	1
Quayson Williams, CIT	1	0
Alex Hunter, FUR	1	1
Donovann Toatley, UTC	1	0
Greg Parham, VMI	1	0

5-block games	Ovr.	SoCon
Zane Najdawi, CIT	1	0
Octavio Corley, ETSU	1	0
Noah Gurley, FUR	1	1
Ruben Guerrero, SAM	1	1

Double-doubles	Ovr.	SoCon
Jeromy Rodriguez, ETSU	13	6
Matt Rafferty, FUR	12	7
Carlos Dotson, WCU	11	7
Josh Sharkey, SAM+	8	5
Zane Najdawi, CIT	6	3
Lew Stallworth, CIT^	6	2
Ruben Guerrero, SAM	6	4
Mladen Armus, ETSU	4	3
Cameron Jackson, WOF	4	1
Hayden Brown, CIT	3	2
Clay Mounce, FUR	3	2
Robert Allen, SAM	3	2
Garrett Gilkeson, VMI	3	2
James Dickey, UNCG	2	1
Brandon Austin, SAM	2	2
Kevin Easley, UTC	2	2
Tyler Creammer, VMI	2	1
Keve Aluma, WOF	2	2
Alex Hunter, FUR*	1	1
Ethan Stair, MER	1	1
Jaylen Stowe, MER	1	0
Eric Hamilton, UNCG	1	1
Thomas Smallwood, UTC	1	0
Ramon Vila, UTC	1	1
Greg Parham, VMI*	1	0
Marc Gosselin, WCU	1	0
Onno Steger, WCU	1	1
Chevez Goodwin, WOF	1	0

20/15 games	Ovr.	SoCon
Jeromy Rodriguez, ETSU	2	1
Ruben Guerrero, SAM	1	0

20/10 games	Ovr.	SoCon
Matt Rafferty, FUR	4	2
Josh Sharkey, SAM*	3	2
Jeromy Rodriguez, ETSU	2	1
Ruben Guerrero, SAM	2	0
Zane Najdawi, CIT	1	0
Lew Stallworth, CIT	1	0
Mladen Armus, ETSU	1	1
Clay Mounce, FUR	1	0
Brandon Austin, SAM	1	0
Carlos Dotson, WCU	1	1

^ 4 were points/assists
+ 7 were points/assists
* points/assists

SoCon 3-POINT PROWESS

• Four league players have hit at least 10 3-pointers in a game this season, highlighted by Furman's Jordan Lyons matching the SoCon and NCAA Division I records with 15 against North Greenville on Nov. 13. ETSU's Patrick Good hit a school-record 11 at Western Carolina on Jan. 26. The Citadel's Matt Frierson hit a school-record 10 in a win over Johnson University on Nov. 14 and VMI's Bubba Parham hit a school-record 10 in a loss at No. 10 Kentucky on Nov. 18. The Keydets hit 19 3s in the contest, the most ever against Kentucky and a Rupp Arena record.

• The Citadel has hit 23 3-pointers twice this season, falling one shy of the SoCon record both times. The Bulldogs set their school record with 23 against Mid-Atlantic Christian on Nov. 12 and matched it against High Point on Nov. 27.

• Furman matched its school record with 21 3-pointers against North Greenville on Nov. 13.

• The Citadel is second in NCAA Division I with 12.0 made 3-pointers per game this season. The Bulldogs finished last season averaging 12.1 made 3-pointers per game, which was second in DI. Wofford finished fifth in 3-point percentage at 41.3.

• Wofford's Fletcher Magee is ninth in SoCon history with a career 3-point percentage of 43.4 (see chart on page 5).

• Magee (465, first), UNCG's Francis Alonso (370, fourth) and The Citadel's Frierson (307, seventh) are all in the top 10 in career 3-pointers in SoCon history. For more info, see the chart on the previous page.

• Four SoCon student-athletes have active streaks of at least 10 games with a made 3-pointer, led by Wofford's Magee's current 17-game run. Magee (60), UNCG's Alonso (56) and The Citadel's Frierson (52) have all had streaks of 50-plus games end this season.

Consecutive games with a 3-pointer	Player, school	'18-19	'17-18	'16-17	Total
	Fletcher Magee, WOF, Sr.	17	x	x	17
	Kevin Easley, UTC, Fr.	11	x	x	11
	Austin Vereen, VMI, Sr.*		10	x	10
	Nathan Hoover, WOF, Jr.	12	x	x	12

* has yet to play this season

• Magee, whose 148 3-pointers last season were good for second in SoCon history and fifth in NCAA DI lore, is on pace for 135 this year, which would tie for third. Magee's current total of 114 leads DI this season and is tied for 10th in a season in SoCon history with Frierson's effort from last season.

Single-season 3-pointers, SoCon history	Player	Year
162	Stephen Curry, Davidson	2007-08
148	Fletcher Magee, Wofford	2017-18
135	Stephen McDowell, Chattanooga	2008-09
131	Andrew Goudelock, Col. of Charleston	2010-11
130	Keith Veney, Marshall	1996-97
130	Stephen Curry, Davidson	2008-09
123	Donald Sims, Appalachian State	2009-10
122	Stephen Curry, Davidson	2006-07
118	Keddrick Mays, Chattanooga	2006-07
114	Matt Frierson, The Citadel	2017-18
114	Fletcher Magee, Wofford	2018-19

Single-season 3-pointers, NCAA history	Player	Year
162	Stephen Curry, Davidson	2007-08
158	Darrin Fitzgerald, Butler	1986-87
155	Akeem Richmond, East Carolina	2013-14
152	Freddie Banks, UNLV	1986-87
148	Fletcher Magee, Wofford	2017-18

SoCON vs. OTHER CONFERENCES

American Athletic (1-1)

11/14 SMU 98, Western Carolina 65
11/24 The Citadel 84, South Florida 81

Atlantic Coast (0-7)

11/6 #22 Clemson 100, The Citadel 80
11/6 #8 North Carolina 78, Wofford 67
11/9 Pittsburgh 94, VMI 55
11/24 NC State 78, Mercer 74
11/27 Wake Forest 71, Western Carolina 64
12/5 #15 Virginia Tech 89, VMI 68
12/5 NC State 100, Western Carolina 67

Atlantic Sun (6-1)

11/6 Samford 91, North Alabama 74
11/12 Samford 74, Kennesaw State 60
11/18 Jacksonville 74, Chattanooga 66
(Mobile, Ala.)
11/23 VMI 87, Stetson 79 (OT)
11/24 Western Carolina 77, Jacksonville 65
12/15 UNCG 53, North Alabama 48
12/21 VMI 89, North Alabama 68

Big 12 (0-3)

11/16 Texas 97, The Citadel 69
11/18 Oklahoma 75, Wofford 64
12/4 #2 Kansas 72, Wofford 47

Big East (1-1)

11/11 Creighton 75, ETSU 69
11/17 Furman 76, No. 8 Villanova 68 (OT)

Big South (12-4)

11/10 Wofford 68, High Point 60
11/13 Furman 88, Gardner-Webb 86 (OT)
11/14 VMI 78, USC Upstate 72
11/17 ETSU 76, Winthrop 74
11/25 Furman 65, UNC Asheville 51
11/27 The Citadel 112, High Point 87
12/1 Longwood 65, VMI 45
12/8 Western Carolina 71, UNC Asheville 59
12/8 #25 Furman 74, USC Upstate 60
12/11 #23 Furman 77, Charleston Southern 69
12/12 Presbyterian 103, VMI 70
12/15 High Point 86, Western Carolina 59
12/15 Wofford 92, UNC Asheville 49
12/18 The Citadel 82, Campbell 76
12/18 UNCG 65, Radford 58
12/29 Longwood 110, The Citadel 94

Big Ten (0-4)

11/20 #23 Ohio State 68, Samford 50
11/23 #8 Michigan 83, Chattanooga 55
12/15 Illinois 73, ETSU 55
12/18 #23 Iowa 78, Western Carolina 60

Colonial (7-1)

11/10 Coll. of Charleston 77, Western Carolina 74
11/13 UNCG 82, UNCW 61
11/20 The Citadel 91, James Madison 82 (OT)
11/23 UNCG 84, Delaware 65
12/4 #25 Furman 98, Elon 77
12/7 UNCG 75, Elon 74
12/15 #23 Furman 93, UNCW 50
12/21 Mercer 77, UNCW 73

Conference USA (2-3)

11/6 Chattanooga 80, Charlotte 69
11/6 UAB 75, Mercer 67
11/21 Southern Miss 68, Western Carolina 63
(Cancun, Mexico)
11/24 UNCG 80, Louisiana Tech 73
(Newark, Del.)
12/5 Florida Atlantic 68, Mercer 64

Horizon (1-1)

11/7 Wright State 96, Western Carolina 73
11/18 Samford 73, Cleveland State 60

Ivy (0-1)

12/29 Harvard 71, Mercer 67
(Atlanta, Ga.)

Mid-American (0-1)

12/21 Bowling Green 73, Western Carolina 52

Mid-Eastern Athletic (6-0)

11/6 UNCG 74, North Carolina A&T 66
11/20 Mercer 80, Maryland Eastern Shore 42
11/21 Wofford 98, Coppin State 65
11/25 Samford 77, South Carolina State 60
12/12 UNCG 77, Coppin State 54
12/22 ETSU 89, Norfolk State 61
(El Paso, Texas)

Missouri Valley (1-0)

11/9 Furman 60, Loyola Chicago 58

Mountain West (1-0)

12/21 ETSU 76, Wyoming 53
(El Paso, Texas)

Non-Division I (23-0)

11/6 Furman 102, Bob Jones 48
11/6 VMI 89, Washington College 56
11/8 ETSU 109, Hiwassee 44
11/9 Mercer 105, Piedmont 52
11/11 VMI 98, Goucher 34
11/12 The Citadel 148, Mid-Atlantic Christian 75
11/13 Chattanooga 92, Cumberland 61
11/13 Wofford 95, Carver 34
11/14 The Citadel 137, Johnson 60
11/14 Samford 66, Miles College 57
11/15 Furman 107, North Greenville 67
11/16 UNCG 105, Johnson & Wales 57
11/17 Western Carolina 94, Hiwassee 55
11/20 VMI 106, Kentucky Christian 80
11/21 Furman 74, Southern Wesleyan 57
11/23 Wofford 97, Mars Hill 46
11/27 Mercer 90, Brewton-Parker 65
11/27 UNCG 111, Greensboro College 33
11/27 Chattanooga 95, Hiwassee 62
12/3 ETSU 107, Reinhardt 60
12/5 The Citadel 127, Johnson & Wales 93
12/6 Wofford 112, Kentucky Christian 58
12/21 Chattanooga 79, Bryan 45

Ohio Valley (6-5)

11/9 Samford 92, Jacksonville State 72
11/10 Eastern Kentucky 81, Chattanooga 78
11/16 Mercer 77, UT Martin 60
11/17 Southeast Missouri 63, Chattanooga 42
(Mobile, Ala.)
11/20 Jacksonville State 84, Western Carolina 53
(Cancun, Mexico)
11/29 Belmont 99, Samford 93 (OT)
12/1 Chattanooga 71, Tennessee Tech 60
12/8 ETSU 80, UT Martin 62
12/13 Samford 77, Morehead State 72 (OT)
12/15 The Citadel 86, Southeast Missouri 74
12/18 UT Martin 75, Chattanooga 72

Pac-12 (0-0)

11/16 Wofford at Stanford, canc.

Patriot (0-1)

11/27 American 74, VMI 64

American Athletic.....	1-1
Atlantic Coast.....	0-7
Atlantic Sun	6-1
Big 12	0-3
Big East.....	1-1
Big South	12-4
Big Ten	0-4
Colonial	7-1
Conference USA	2-3
Horizon.....	1-1
Independent	0-0
Ivy.....	0-1
Mid-American	0-1
Mid-Eastern Athletic.....	6-0
Missouri Valley	1-0
Mountain West	1-0
Non-Division I	23-0
Ohio Valley	6-5
Pac-12	0-0
Patriot	0-1
Southeastern.....	1-8
Southland.....	2-0
Southwestern Athletic.....	2-0
Summit.....	2-0
Sun Belt.....	2-5
Western Athletic	1-0

Total	77-47
Home	52-7
Away.....	22-35
Neutral.....	3-5
vs. Top 25	1-12

Southeastern (1-8)

11/9 #23 LSU 97, UNCG 91
11/18 #10 Kentucky 92, VMI 82
11/26 Wofford 81, South Carolina 61
12/1 #9 Kentucky 78, UNCG 61
12/16 Ole Miss 90, Chattanooga 70
12/18 Florida 71, Mercer 63
12/19 #3 Tennessee 83, Samford 70
12/19 #17 Mississippi State 98, Wofford 87
12/21 LSU 75, #24 Furman 57

Southland (2-0)

11/20 ETSU 77, Sam Houston State 63
12/17 Samford 85, Houston Baptist 61

Southwestern Athletic (2-0)

11/19 UNCG 74, Prairie View A&M 66
12/9 Samford 77, Alabama A&M 59

Summit (2-0)

11/23 Samford 74, Purdue Fort Wayne 66
11/24 ETSU 79, North Dakota State 61

Sun Belt (2-5)

11/6 Georgia State 74, ETSU 68
11/13 Georgia State 62, Mercer 60
11/16 South Alabama 73, Chattanooga 54
11/27 ETSU 69, Georgia Southern 64
12/8 Georgia Southern 89, Mercer 74
12/9 Wofford 82, Coastal Carolina 71
12/12 Georgia State 95, Chattanooga 88

Western Athletic (1-0)

11/19 ETSU 86, Chicago State 61

Home teams underlined All times Eastern

2018-19 SoCon BASKETBALL SCHEDULES (ALL TIMES EASTERN)



The Citadel (11-13, 3-10 SoCon)

N6	at No. 22 Clemson (ACC Network Extra)	L, 80-100
N12	MID-ATLANTIC CHRISTIAN# (ESPN+)	W, 148-75
N14	JOHNSON UNIVERSITY# (ESPN3)	W, 137-60
N16	at Texas# (Longhorn Network)	L, 69-97
N20	at James Madison (Madison)	W, 91-82 (OT)
N24	at South Florida (ESPN3)	W, 84-81
N27	HIGH POINT (ESPN+)	W, 112-87
D1	*MERCER (ESPN+)	W, 79-69
D5	JOHNSON & WALES (ESPN3)	W, 127-93
D15	SOUTHEAST MISSOURI (ESPN+)	W, 86-74
D18	at Campbell (ESPN+)	W, 82-76
D29	LONGWOOD (ESPN3)	L, 94-110
J3	*at Wofford (ESPN+)	L, 81-112
J5	*at Furman (ESPN3)	L, 85-101
J10	*ETSU (ESPN+)	L, 73-98
J12	*WESTERN CAROLINA (Nexstar/ESPN+)	L, 82-94
J17	*at Samford (ESPN+)	L, 77-80
J19	*at Chattanooga (ESPN3)	L, 71-73
J24	*at UNCG (ESPN+)	L, 60-83
J26	*VMI (ESPN+)	W, 84-82
J31	*FURMAN (ESPN+)	L, 61-71
F2	*WOFFORD (Nexstar/ESPN3)	L, 61-99
F9	*at Mercer (ESPN3)	W, 67-61
F14	*at ETSU (ESPN3)	L, 83-91
F16	*at Western Carolina (ESPN+)	2 p.m.
F21	*CHATTANOOGA (ESPN3)	7 p.m.
F23	*SAMFORD (Nexstar/ESPN3)	1 p.m.
F28	*UNCG (ESPN+)	7 p.m.
M2	*at VMI (Nexstar/ESPN+)	1 p.m.
M8-11	at SoCon Championship (Asheville, N.C.)	

* - Southern Conference game
- Continental Tire Las Vegas Invitational (campus sites)



ETSU (20-7, 10-4 SoCon)

N6	at Georgia State# (ESPN+)	L, 68-74
N8	HIWASSEE (ESPN+)	W, 109-44
N11	at Creighton# (FS1)	L, 69-75
N17	at Winthrop (ESPN+)	W, 76-74
N19	CHICAGO STATE# (ESPN+)	W, 86-61
N20	SAM HOUSTON STATE# (ESPN3)	W, 77-63
N24	NORTH DAKOTA STATE (ESPN+)	W, 79-61
N27	at Georgia Southern (ESPN+)	W, 69-64
D1	*at Wofford (ESPN+)	L, 62-79
D3	REINHARDT (ESPN3)	W, 107-60
D8	UT MARTIN (ESPN+)	W, 80-62
D15	at Illinois (Big Ten Network Plus)	L, 55-73
D21	vs. Wyoming%	W, 76-53
D22	vs. Norfolk State%	W, 89-61
D29	*FURMAN (ESPN+)	W, 79-56
J3	*SAMFORD (ESPN3)	W, 81-72 (OT)
J5	*CHATTANOOGA (ESPN+)	W, 96-70
J10	*at The Citadel (ESPN+)	W, 98-73
J12	*at Mercer (ESPN3)	W, 72-68 (OT)
J17	*VMI (ESPN+)	W, 85-82
J19	*UNCG (ESPN3)	L, 68-75
J26	*at Western Carolina (ESPN3)	W, 91-69
J31	*at Samford (ESPN3)	W, 74-66
F2	*at Chattanooga (ESPN3)	W, 77-64
F7	*WOFFORD (ESPN+)	L, 76-78 (OT)
F9	*at Furman (Nexstar/ESPN+)	L, 61-91
F14	*THE CITADEL (ESPN3)	W, 91-83
F16	*MERCER (ESPN3)	4 p.m.
F21	*at VMI (ESPN+)	7 p.m.
F24	*at UNCg (ESPN+)	3 p.m.
M2	*WESTERN CAROLINA (ESPN+)	4 p.m.
M8-11	at SoCon Championship (Asheville, N.C.)	

* - Southern Conference game
- Cayman Islands Classic (campus sites)
% - WestStar Bank Don Haskins Sun Bowl Inv. (El Paso, Texas)



Furman (21-5, 10-4 SoCon)

N6	BOB JONES (ESPN+)	W, 102-48
N9	at Loyola Chicago (NBCSC/ESPN3)	W, 60-58
N13	GARDNER-WEBB (ESPN+)	W, 88-86 (OT)
N15	NORTH GREENVILLE# (ESPN3)	W, 107-67
N17	at No. 8 Villanova# (FS2)	W, 76-68 (OT)
N21	SOUTHERN WESLEYAN# (ESPN3)	W, 74-57
N25	at UNC Asheville (ESPN+)	W, 65-51
D1	*WESTERN CAROLINA (ESPN+)	W, 90-88 (OT)
D4	at Elon (Phoenix All-Access)	W, 98-77
D8	at USC Upstate (ESPN+)	W, 74-60
D11	CHARLESTON SOUTHERN (ESPN3)	W, 77-69
D15	UNCW (ESPN+)	W, 93-50
D21	at LSU (SEC Network+)	L, 57-75
D29	*at ETSU (ESPN+)	L, 56-79
J3	*MERCER (ESPN+)	W, 71-58
J5	*THE CITADEL (ESPN3)	W, 101-85
J10	*at VMI (ESPN3)	W, 89-57
J12	*at UNCG (ESPN3)	L, 79-89
J19	*at Wofford (Nexstar/ESPN3)	L, 54-59
J24	*CHATTANOOGA (ESPN+)	W, 73-58
J26	*SAMFORD (ESPN3)	L, 73-75
J31	*at The Citadel (ESPN+)	W, 71-61
F2	*at Mercer (ESPN+)	W, 74-63
F7	*at Western Carolina (ESPN3)	W, 64-45
F9	*ETSU (Nexstar/ESPN+)	W, 91-61
F14	*UNCG (ESPN+)	W, 67-57
F16	*VMI (ESPN3)	4:30 p.m.
F23	*WOFFORD (ESPN3)	4 p.m.
F28	*at Samford (ESPN+)	7:30 p.m.
M2	*at Chattanooga (ESPN+)	2 p.m.
M8-11	at SoCon Championship (Asheville, N.C.)	

* - Southern Conference game
- Advocare Invitational (campus sites)



Mercer (9-16, 4-9 SoCon)

N6	at UAB	L, 67-75
N9	PIEDMONT (ESPN3)	W, 105-52
N13	at Georgia State (ESPN+)	L, 60-62
N16	UT MARTIN# (ESPN3)	W, 77-60
N20	MARYLAND EASTERN SHORE# (ESPN+)	W, 80-42
N24	at NC State# (ACC Network Extra)	L, 74-78
N27	BREWTON-PARKER (ESPN3)	W, 90-65
D1	*at The Citadel (ESPN+)	L, 69-79
D5	at Florida Atlantic (CUSA.TV)	L, 64-68
D8	GEORGIA SOUTHERN (ESPN3)	L, 74-89
D18	at Florida (SEC Network)	L, 63-71
D21	UNCW (ESPN+)	W, 77-73
D29	vs. Harvard^	L, 67-71
J3	*at Furman (ESPN+)	L, 58-71
J5	*at Wofford (Nexstar/ESPN3)	L, 74-78
J10	*WESTERN CAROLINA (ESPN+)	W, 84-80
J12	*ETSU (ESPN3)	L, 68-72 (OT)
J17	*at Chattanooga (ESPN3)	L, 70-73
J19	*at Samford (ESPN3)	W, 93-87
J24	*VMI (ESPN+)	W, 88-68
J26	*at UNCG (ESPN+)	W, 81-88
J31	*WOFFORD (ESPN+)	L, 67-76
F2	*FURMAN (ESPN+)	L, 63-74
F9	*THE CITADEL (ESPN3)	L, 61-67
F14	*at Western Carolina (ESPN+)	W, 74-65
F16	*at ETSU (ESPN3)	4 p.m.
F21	*SAMFORD (ESPN+)	7 p.m.
F23	*CHATTANOOGA (ESPN3)	4 p.m.
F28	*at VMI (ESPN3)	7 p.m.
M2	*UNCG (ESPN+)	4:30 p.m.
M8-11	at SoCon Championship (Asheville, N.C.)	

* - Southern Conference game
- Wolfpack Classic (campus sites)
^ - Atlanta, Ga.



UNC Greensboro (22-4, 11-2 SoCon)

N6	at North Carolina A&T	W, 74-66
N9	at No. 23 LSU (SEC Network+)	L, 91-97
N13	at UNCW	W, 82-61
N16	JOHNSON & WALES# (SDN/Roku)	W, 105-57
N19	PRAIRIE VIEW A&M (ESPN+)	W, 74-66
N23	at Delaware# (YouTube)	W, 84-65
N24	vs. Louisiana Tech^	W, 80-73
N27	GREENSBORO COLLEGE# (SDN/Roku)	W, 111-33
D1	at No. 10 Kentucky (ESPN2)	L, 61-78
D7	at Elon (Phoenix All-Access)	W, 75-74
D12	COPPIN STATE (ESPN3)	W, 77-54
D15	NORTH ALABAMA& (ESPN+)	W, 53-48
D18	RADFORD (ESPN+)	W, 65-58
D22	*at Samford (ESPN+)	W, 83-75
D29	*CHATTANOOGA (ESPN+)	W, 85-72
J5	*at VMI (ESPN+)	W, 71-68
J10	*WOFFORD (ESPN3)	L, 43-72
J12	*FURMAN (ESPN3)	W, 89-79
J17	*at Western Carolina (ESPN+)	W, 69-60
J19	*at ETSU (ESPN3)	W, 75-68
J24	*THE CITADEL (ESPN+)	W, 83-60
J26	*MERCER (ESPN+)	W, 88-81
J31	*VMI (ESPN3)	W, 93-66
F7	*SAMFORD (ESPN+)	W, 75-67
F9	*at Chattanooga (ESPN+)	W, 78-63
F14	*at Furman (ESPN+)	L, 57-67
F16	*at Wofford (Nexstar/ESPN+)	7 p.m.
F21	*WESTERN CAROLINA (ESPN+)	7 p.m.
F24	*ETSU (ESPN+)	3 p.m.
F28	*at The Citadel (ESPN+)	7 p.m.
M2	*at Mercer (ESPN+)	4:30 p.m.
M8-11	at SoCon Championship (Asheville, N.C.)	

* - Southern Conference game
- Delaware Invitational (campus sites)
^ - Delaware Invitational (Newark, Del.)
& - Fleming Gymnasium




Samford (15-11, 5-8 SoCon)

N6	NORTH ALABAMA (ESPN3)	W, 91-74
N9	JACKSONVILLE STATE (ESPN3)	W, 92-72
N12	KENNESAW STATE (ESPN+)	W, 74-60
N14	MILES COLLEGE (ESPN3)	W, 66-57
N18	at Cleveland State# (ESPN+)	W, 73-60
N20	at No. 23 Ohio State# (BigTen2Go)	L, 50-68
N23	at Purdue Fort Wayne# (Mastodon All-Access)	W, 74-66
N25	SOUTH CAROLINA STATE# (ESPN+)	W, 77-60
N29	BELMONT (ESPN+)	L, 93-99 (OT)
D9	at Alabama A&M	W, 77-59
D13	MOREHEAD STATE (ESPN+)	W, 77-72 (OT)
D17	HOUSTON BAPTIST (ESPN+)	W, 85-61
D19	at No. 3 Tennessee (SEC Network+)	L, 70-83
D22	*UNCG (ESPN+)	L, 75-83
D29	*VMI (ESPN3)	W, 96-68
J3	*at ETSU (ESPN3)	L, 72-81 (OT)
J5	*at Western Carolina (ESPN+)	L, 69-76
J12	*at Chattanooga (ESPN3)	L, 75-80
J17	*THE CITADEL (ESPN+)	W, 80-77
J19	*MERCER (ESPN3)	L, 87-93
J24	*at Wofford (ESPN+)	L, 106-107 (OT)
J26	*at Furman (ESPN3)	W, 75-73
J31	*ETSU (ESPN3)	L, 66-74
F2	*WESTERN CAROLINA (ESPN3)	W, 92-81
F7	*at UNCG (ESPN+)	L, 67-75
F9	*at VMI (ESPN+)	84-77 (OT)
F16	*CHATTANOOGA (ESPN+)	5 p.m.
F21	*at Mercer (ESPN+)	7 p.m.
F23	*at The Citadel (Nexstar/ESPN3)	1 p.m.
F28	*FURMAN (ESPN+)	7:30 p.m.
M2	*WOFFORD (ESPN3)	2 p.m.
M8-11	at SoCon Championship (Asheville, N.C.)	

* - Southern Conference game
- Buckeye Basketball Classic (campus sites)

2018-19 SoCon BASKETBALL SCHEDULES (ALL TIMES EASTERN)




Chattanooga

(11-15, 6-7 SoCon)

N6	at Charlotte (CUSA-TV)	W, 80-69
N10	EASTERN KENTUCKY	L, 78-81
N13	CUMBERLAND# (ESPN+)	W, 92-61
N16	at South Alabama# (ESPN+)	L, 54-73
N17	vs. Southeast Missouri^	L, 42-63
N18	vs. Jacksonville^	L, 66-74
N23	at No. 8 Michigan (Big Ten Network)	L, 55-83
N27	HIWASSEE (ESPN3)	W, 95-62
D1	TENNESSEE TECH (ESPN+)	W, 71-60
D9	*VMI (ESPN+)	W, 83-65
D12	at Georgia State (ESPN+)	L, 88-95
D16	at Ole Miss (SEC Network)	L, 70-90
D18	at UT Martin (ESPN+)	L, 72-75
D21	BRYAN (ESPN+)	W, 79-45
D29	*at UNCG (ESPN+)	L, 72-85
J3	*at Western Carolina (ESPN3)	W, 73-62
J5	*at ETSU (ESPN+)	L, 70-96
J12	*SAMFORD (ESPN3)	W, 80-75
J17	*MERCER (ESPN3)	W, 73-70
J19	*THE CITADEL (ESPN3)	W, 73-71
J24	*at Furman (ESPN+)	L, 58-73
J26	*at Wofford (Nexstar/ESPN+)	L, 69-80
J31	*WESTERN CAROLINA (ESPN+)	L, 96-105
F2	*ETSU (ESPN3)	L, 64-77
F7	*at VMI (ESPN3)	W, 71-70
F9	*UNCG (ESPN+)	L, 63-78
F16	*at Samford (ESPN+)	5 p.m.
F21	*at The Citadel (ESPN3)	7 p.m.
F23	*at Mercer (ESPN3)	4 p.m.
F28	*WOFFORD (ESPN+)	7 p.m.
M2	*FURMAN (ESPN+)	2 p.m.
M8-11	at SoCon Championship (Asheville, N.C.)	

* - Southern Conference game
- Goldie and Herman Ungar Classic (campus sites)
^ - Goldie and Herman Ungar Classic (Mobile, Ala.)




VMI

(7-18, 1-12 SoCon)

N6	WASHINGTON COLLEGE (SDN/Roku)	W, 89-56
N9	at Pittsburgh (ACC Network Extra)	L, 55-94
N11	GOUCHER# (SDN/Roku)	W, 98-34
N14	USC UPSTATE (ESPN+)	W, 78-72
N18	at No. 10 Kentucky# (SEC Network)	L, 82-92
N20	KENTUCKY CHRISTIAN# (ESPN3)	W, 106-80
N23	at Stetson (ESPN+)	W, 87-79 (OT)
N27	AMERICAN (ESPN3)	L, 64-74
D1	at Longwood (ESPN+)	L, 45-65
D5	at No. 15 Virginia Tech (ACC Network Extra)	L, 68-89
D9	*at Chattanooga (ESPN+)	L, 65-83
D12	at Presbyterian (ESPN+)	L, 70-103
D21	NORTH ALABAMA (ESPN+)	W, 89-68
D29	*at Samford (ESPN3)	L, 68-96
J5	*UNCG (ESPN+)	L, 68-71
J10	*FURMAN (ESPN3)	L, 57-89
J12	*WOFFORD (ESPN+)	L, 76-90
J17	*at ETSU (ESPN+)	L, 82-85
J19	*WESTERN CAROLINA (Nexstar/ESPN+)	W, 91-83
J24	*at Mercer (ESPN+)	L, 68-88
J26	*at The Citadel (ESPN+)	L, 82-84
J31	*at UNCG (ESPN3)	L, 66-93
F7	*CHATTANOOGA (ESPN3)	L, 70-71
F9	*SAMFORD (ESPN+)	L, 77-84 (OT)
F14	*at Wofford (ESPN+)	L, 84-95
F16	*at Furman (ESPN3)	4:30 p.m.
F21	*ETSU (ESPN+)	7 p.m.
F23	*at Western Carolina (ESPN3)	7:30 p.m.
F28	*MERCER (ESPN3)	7 p.m.
M2	*THE CITADEL (Nexstar/ESPN+)	1 p.m.
M8-11	at SoCon Championship (Asheville, N.C.)	

* - Southern Conference game
- Ohio Valley Hardwood Showcase (campus sites)




Western Carolina

(6-21, 3-11 SoCon)

N7	at Wright State# (ESPN+)	L, 73-96
N10	COLLEGE OF CHARLESTON (ESPN3)	L, 74-77
N14	at SMU# (PonyUp TV)	L, 65-98
N17	HIWASSEE	W, 94-55
N20	vs. Jacksonville State^ (CBS Digital)	L, 53-84
N21	vs. Southern Miss^ (CBS Digital)	L, 63-68
N24	JACKSONVILLE	W, 77-65
N27	at Wake Forest (ACC Network Extra)	L, 64-71
D1	*at Furman (ESPN+)	L, 88-90 (2OT)
D5	at NC State (ACC Network Extra)	L, 67-100
D8	at UNC Asheville (ESPN+)	W, 71-59
D15	at High Point (ESPN+)	L, 59-86
D18	at No. 23 Iowa (Big Ten Network)	L, 60-78
D21	at Bowling Green (WBGUTV)	L, 52-73
D29	*WOFFORD (ESPN+)	L, 54-74
J3	*CHATTANOOGA (ESPN3)	L, 62-73
J5	*SAMFORD (ESPN+)	W, 76-69
J10	*at Mercer (ESPN+)	L, 80-84
J12	*at The Citadel (Nexstar/ESPN+)	W, 94-82
J17	*UNCG (ESPN+)	L, 60-69
J19	*at VMI (Nexstar/ESPN+)	L, 83-91
J26	*ETSU (ESPN3)	L, 69-91
J31	*at Chattanooga (ESPN+)	W, 105-96
F2	*at Samford (ESPN3)	L, 81-92
F7	*FURMAN (ESPN3)	L, 45-64
F9	*at Wofford (ESPN+)	L, 56-83
F14	*MERCER (ESPN+)	L, 65-74
F16	*THE CITADEL (ESPN+)	2 p.m.
F21	*at UNCG (ESPN+)	7 p.m.
F23	*VMI (ESPN3)	7:30 p.m.
M2	*at ETSU (ESPN+)	4 p.m.
M8-11	at SoCon Championship (Asheville, N.C.)	

* - Southern Conference game
- Cancun Challenge (campus sites)
^ - Cancun Challenge (Cancun, Mexico)



Wofford

(22-4, 14-0 SoCon)

N6	No. 8 NORTH CAROLINA (ESPN2)	L, 67-78
N10	at High Point (ESPN+)	W, 68-60
N13	CARVER (SDN/Roku)	W, 95-34
N16	at Stanford# (Pac-12 Networks)	canc.
N18	at Oklahoma# (Fox Sports Oklahoma)	L, 64-75
N21	COPPIN STATE# (ESPN3)	W, 98-65
N23	MARS HILL# (SDN/Roku)	W, 97-46
N26	at South Carolina (SEC Network+)	W, 81-61
D1	*ETSU (ESPN+)	W, 79-62
D4	at No. 2 Kansas (ESPN+)	L, 47-72
D6	KENTUCKY CHRISTIAN (SDN/Roku)	W, 112-58
D9	COASTAL CAROLINA (ESPN+)	W, 82-71
D15	UNC ASHEVILLE (ESPN+)	W, 92-49
D19	at No. 17 Mississippi State (SEC Network+)	L, 87-98
D29	*at Western Carolina (ESPN+)	W, 74-54
J3	*THE CITADEL (ESPN+)	W, 112-81
J5	*MERCER (Nexstar/ESPN3)	W, 78-74
J10	*at UNCG (ESPN3)	W, 72-43
J12	*at VMI (ESPN+)	W, 90-76
J19	*FURMAN (Nexstar/ESPN3)	W, 59-54
J24	*SAMFORD (ESPN+)	W, 107-106 (OT)
J26	*CHATTANOOGA (Nexstar/ESPN+)	W, 80-69
J31	*at Mercer (ESPN+)	W, 76-67
F2	*at The Citadel (Nexstar/ESPN3)	W, 99-61
F7	*at ETSU (ESPN+)	W, 78-76 (OT)
F9	*WESTERN CAROLINA (ESPN+)	W, 83-56
F14	*VMI (ESPN+)	W, 95-84
F16	*UNCG (Nexstar/ESPN+)	7 p.m.
F23	*at Furman (ESPN3)	4 p.m.
F28	*at Chattanooga (ESPN+)	7 p.m.
M2	*at Samford (ESPN3)	2 p.m.
M8-11	at SoCon Championship (Asheville, N.C.)	

* - Southern Conference game
- Bad Boy Mowers Battle 4 Atlantis (campus sites)

Southern Conference men's basketball media relations information

The Citadel (CitadelSports.com) Milledge Austin (maustin7@citadel.edu) Office: 843-953-6567	Chattanooga (GoMocs.com) Jim Horten (james-horten@utc.edu) Office: 423-425-2350
ETSU (ETSUBucs.com) Kevin Brown (brownk@etsu.edu) Office: 423-439-5263	VMI (VMIKeydets.com) Wade Branner (brannerwh@vmi.edu) Office: 540-464-7515
Furman (FurmanPaladins.com) Jordan Caskey (jordan.caskey@furman.edu) Office: 864-294-3065	Western Carolina (CatamountSports.com) Steven Grandy (sgrandy@email.wcu.edu) Office: 828-227-2655
Mercer (MercerBears.com) Will Tharp (tharp_wb@mercer.edu) Office: 478-301-5218	Wofford (WoffordTerriers.com) Phil Marcello (marcellopr@wofford.edu) Office: 864-597-4092
UNC Greensboro (UNCGSpartans.com) Stephen Czarda (s_czarda@uncg.edu) Office: 336-334-5615	Southern Conference (SoConSports.com) Phil Perry (pperry@socon.org) Office: 864-591-5100 // Cell: 864-525-5174
Samford (SamfordSports.com) Joey Mullins (jimmulli1@samford.edu) Office: 205-726-2799	

2018-19 Southern Conference
CONFERENCE BASKETBALL STATISTICS
Through games of Feb 15, 2019 (All games)

SCORING OFFENSE	G	W-L	Pts	Avg/G
1. The Citadel	24	11-13	2074	86.4
2. Wofford	26	22-4	2172	83.5
3. ETSU	27	20-7	2151	79.7
4. Samford	26	15-11	2043	78.6
5. Furman	26	21-5	2024	77.8
6. UNC Greensboro	26	22-4	2021	77.7
7. VMI	25	7-18	1885	75.4
8. Mercer	25	9-16	1848	73.9
9. Chattanooga	26	11-15	1887	72.6
10. Western Carolina	27	6-21	1890	70.0

SCORING DEFENSE	G	Pts	Avg/G
1. Furman	26	1701	65.4
2. UNC Greensboro	26	1728	66.5
3. Wofford	26	1731	66.6
4. ETSU	27	1851	68.6
5. Mercer	25	1784	71.4
6. Samford	26	1936	74.5
7. Chattanooga	26	1938	74.5
8. Western Carolina	27	2142	79.3
9. VMI	25	2018	80.7
10. The Citadel	24	2049	85.4

SCORING MARGIN	G	Offense	Defense	Margin
1. Wofford	26	83.5	66.6	+17.0
2. Furman	26	77.8	65.4	+12.4
3. UNC Greensboro	26	77.7	66.5	+11.3
4. ETSU	27	79.7	68.6	+11.1
5. Samford	26	78.6	74.5	+4.1
6. Mercer	25	73.9	71.4	+2.6
7. The Citadel	24	86.4	85.4	+1.0
8. Chattanooga	26	72.6	74.5	-2.0
9. VMI	25	75.4	80.7	-5.3
10. Western Carolina	27	70.0	79.3	-9.3

FREE THROW PCT	G	FTM	FTA	Pct.
1. The Citadel	24	319	441	.723
2. Samford	26	373	516	.723
3. VMI	25	315	437	.721
4. Mercer	25	381	542	.703
5. UNC Greensboro	26	326	466	.700
6. Furman	26	279	399	.699
7. Chattanooga	26	274	392	.699
8. Wofford	26	305	437	.698
9. ETSU	27	311	466	.667
10. Western Carolina	27	343	526	.652

FIELD GOAL PERCENTAGE	G	FGM	FGA	Pct.
1. Wofford	26	790	1606	.492
2. ETSU	27	809	1673	.484
3. Samford	26	731	1513	.483
4. Furman	26	738	1563	.472
5. UNC Greensboro	26	744	1598	.466
6. Mercer	25	644	1410	.457
7. The Citadel	24	733	1615	.454
8. Western Carolina	27	653	1440	.453
9. Chattanooga	26	687	1528	.450
10. VMI	25	662	1552	.427

FIELD GOAL PCT DEFENSE	G	FGM	FGA	Pct.
1. Samford	26	683	1642	.416
2. Furman	26	640	1529	.419
3. ETSU	27	654	1529	.428
4. Wofford	26	613	1416	.433
5. UNC Greensboro	26	613	1413	.434
6. Mercer	25	620	1422	.436
7. The Citadel	24	730	1605	.455
8. Chattanooga	26	704	1537	.458
9. VMI	25	722	1545	.467
10. Western Carolina	27	765	1586	.482

3-POINT FG PCT	G	3FGM	3FGA	Pct.
1. Wofford	26	287	690	.416
2. Samford	26	208	523	.398
3. Chattanooga	26	239	639	.374
4. Western Carolina	27	241	663	.364
5. ETSU	27	222	613	.362
6. Furman	26	269	745	.361
7. VMI	25	246	706	.348
8. UNC Greensboro	26	207	599	.346
9. The Citadel	24	289	846	.342
10. Mercer	25	179	532	.336

3-POINT FG PCT DEFENSE	G	3FGM	3FGA	Pct.
1. Furman	26	186	591	.315
2. Western Carolina	27	191	586	.326
3. Wofford	26	200	580	.345
4. Samford	26	238	690	.345
5. UNC Greensboro	26	182	527	.345
6. Mercer	25	237	684	.346
7. The Citadel	24	264	739	.357
8. Chattanooga	26	195	543	.359
9. ETSU	27	232	640	.363
10. VMI	25	219	595	.368

REBOUNDING OFFENSE	G	Rebounds	Avg/G
1. ETSU	27	1112	41.2
2. The Citadel	24	895	37.3
3. Samford	26	953	36.7
4. Furman	26	937	36.0
5. Western Carolina	27	954	35.3
6. Wofford	26	918	35.3
7. VMI	25	882	35.3
8. UNC Greensboro	26	899	34.6
9. Chattanooga	26	887	34.1
10. Mercer	25	846	33.8

REBOUNDING DEFENSE	G	Rebounds	Avg/G
1. Wofford	26	734	28.2
2. ETSU	27	782	29.0
3. Western Carolina	27	857	31.7
4. Furman	26	887	34.1
UNC Greensboro	26	887	34.1
6. Mercer	25	885	35.4
7. Chattanooga	26	928	35.7
8. Samford	26	947	36.4
9. VMI	25	968	38.7
10. The Citadel	24	988	41.2

2018-19 Southern Conference
CONFERENCE BASKETBALL STATISTICS
Through games of Feb 15, 2019 (All games)

REBOUNDING MARGIN		G	Team	Avg.	Opp.	Avg.	Margin
1.	ETSU	27	1112	41.2	782	29.0	+12.2
2.	Wofford	26	918	35.3	734	28.2	+7.1
3.	Western Carolina	27	954	35.3	857	31.7	+3.6
4.	Furman	26	937	36.0	887	34.1	+1.9
5.	UNC Greensboro	26	899	34.6	887	34.1	+0.5
6.	Samford	26	953	36.7	947	36.4	+0.2
7.	Mercer	25	846	33.8	885	35.4	-1.6
8.	Chattanooga	26	887	34.1	928	35.7	-1.6
9.	VMI	25	882	35.3	968	38.7	-3.4
10.	The Citadel	24	895	37.3	988	41.2	-3.9

BLOCKED SHOTS		G	No.	Avg/G
1.	Furman	26	108	4.2
2.	UNC Greensboro	26	103	4.0
3.	Samford	26	101	3.9
4.	ETSU	27	104	3.9
5.	The Citadel	24	84	3.5
6.	Wofford	26	76	2.9
7.	Chattanooga	26	64	2.5
8.	Mercer	25	60	2.4
9.	VMI	25	46	1.8
10.	Western Carolina	27	43	1.6

ASSISTS		G	No.	Avg/G
1.	Furman	26	418	16.1
2.	ETSU	27	432	16.0
3.	The Citadel	24	379	15.8
4.	Wofford	26	402	15.5
5.	Samford	26	375	14.4
6.	VMI	25	345	13.8
7.	Chattanooga	26	345	13.3
8.	UNC Greensboro	26	341	13.1
9.	Mercer	25	319	12.8
10.	Western Carolina	27	319	11.8

STEALS		G	No.	Avg/G
1.	Furman	26	240	9.2
2.	UNC Greensboro	26	235	9.0
3.	ETSU	27	205	7.6
4.	Samford	26	187	7.2
5.	The Citadel	24	169	7.0
6.	Mercer	25	173	6.9
7.	Wofford	26	179	6.9
8.	VMI	25	167	6.7
9.	Chattanooga	26	113	4.3
10.	Western Carolina	27	117	4.3

TURNOVER MARGIN		G	Team	Avg.	Opp.	Avg.	Margin
1.	UNC Greensboro	26	300	11.5	459	17.7	+6.1
2.	Wofford	26	284	10.9	370	14.2	+3.3
3.	Furman	26	334	12.8	394	15.2	+2.3
4.	Mercer	25	323	12.9	375	15.0	+2.1
5.	The Citadel	24	313	13.0	336	14.0	+1.0
6.	ETSU	27	388	14.4	390	14.4	+0.1
7.	VMI	25	326	13.0	326	13.0	+0.0
8.	Samford	26	373	14.3	353	13.6	-0.8
9.	Chattanooga	26	336	12.9	298	11.5	-1.5
10.	Western Carolina	27	504	18.7	284	10.5	-8.1

ASSIST/TURNOVER RATIO		G	Ast.	Avg.	T/O	Avg.	Ratio
1.	Wofford	26	402	15.5	284	10.9	1.4
2.	Furman	26	418	16.1	334	12.8	1.3
3.	The Citadel	24	379	15.8	313	13.0	1.2
4.	UNC Greensboro	26	341	13.1	300	11.5	1.1
5.	ETSU	27	432	16.0	388	14.4	1.1
6.	VMI	25	345	13.8	326	13.0	1.1
7.	Chattanooga	26	345	13.3	336	12.9	1.0
8.	Samford	26	375	14.4	373	14.3	1.0
9.	Mercer	25	319	12.8	323	12.9	1.0
10.	Western Carolina	27	319	11.8	504	18.7	0.6

OFFENSIVE REBOUNDS		G	No.	Avg/G
1.	ETSU	27	371	13.7
2.	UNC Greensboro	26	293	11.3
3.	Wofford	26	281	10.8
4.	The Citadel	24	253	10.5
5.	Furman	26	270	10.4
6.	Western Carolina	27	267	9.9
7.	Mercer	25	245	9.8
8.	VMI	25	233	9.3
9.	Samford	26	240	9.2
10.	Chattanooga	26	226	8.7

DEFENSIVE REBOUNDS		G	No.	Avg/G
1.	ETSU	27	741	27.4
2.	Samford	26	713	27.4
3.	The Citadel	24	642	26.8
4.	VMI	25	649	26.0
5.	Furman	26	667	25.7
6.	Western Carolina	27	687	25.4
7.	Chattanooga	26	661	25.4
8.	Wofford	26	637	24.5
9.	Mercer	25	601	24.0
10.	UNC Greensboro	26	606	23.3

DEFENSIVE REB PCT.		G	D-Reb	Opp. OR	D-Reb%
1.	ETSU	27	741	209	.780
2.	Wofford	26	637	188	.772
3.	Western Carolina	27	687	240	.741
4.	Chattanooga	26	661	243	.731
5.	VMI	25	649	247	.724
6.	Furman	26	667	270	.712
7.	UNC Greensboro	26	606	265	.696
8.	Samford	26	713	328	.685
9.	The Citadel	24	642	298	.683
10.	Mercer	25	601	289	.675

OFFENSIVE REB PCT.		G	O-Reb	Opp. DR	O-Reb%
1.	ETSU	27	371	573	.393
2.	Wofford	26	281	546	.340
3.	UNC Greensboro	26	293	622	.320
4.	Furman	26	270	617	.304
5.	Western Carolina	27	267	617	.302
6.	Mercer	25	245	596	.291
7.	Samford	26	240	619	.279
8.	The Citadel	24	253	690	.268
9.	Chattanooga	26	226	685	.248
10.	VMI	25	233	721	.244

2018-19 Southern Conference
CONFERENCE BASKETBALL STATISTICS
Through games of Feb 15, 2019 (All games)

3-POINT FG MADE	G	No.	Avg/G
1. The Citadel	24	289	12.0
2. Wofford	26	287	11.0
3. Furman	26	269	10.3
4. VMI	25	246	9.8
5. Chattanooga	26	239	9.2
6. Western Carolina	27	241	8.9
7. ETSU	27	222	8.2
8. Samford	26	208	8.0
9. UNC Greensboro	26	207	8.0
10. Mercer	25	179	7.2

2018-19 Southern Conference
CONFERENCE BASKETBALL STATISTICS
Through games of Feb 15, 2019 (All games)

Team	Conference	Pct.	PF	PA	Overall	Pct.	PF	PA	Current unbeaten streak
Wofford	14-0	1.000	84.4	68.8	22-4	.846	83.5	66.6	Wofford -- 13
UNC Greensboro	11-2	.846	76.1	69.1	22-4	.846	77.7	66.5	Furman -- 5
Furman	10-4	.714	75.2	66.8	21-5	.808	77.8	65.4	ETSU -- 1
ETSU	10-4	.714	79.4	73.3	20-7	.741	79.7	68.6	Mercer -- 1
Chattanooga	6-7	.462	72.7	77.5	11-15	.423	72.6	74.5	Samford -- 1
Samford	5-8	.385	80.3	80.4	15-11	.577	78.6	74.5	
Mercer	4-9	.308	73.1	75.2	9-16	.360	73.9	71.4	
The Citadel	3-10	.231	74.2	85.7	11-13	.458	86.4	85.4	
Western Carolina	3-11	.214	72.7	80.9	6-21	.222	70.0	79.3	
VMI	1-12	.077	73.4	85.5	7-18	.280	75.4	80.7	

TEAM SUMMARIES	G	PF-PA	Avg score	Margin	FG-FGA	Pct.	3FG-FGA	Pct.	FT-FTA	Pct.	RebF	RebA	Margin
Chattanooga	26	1887-1938	72.6-74.5	-2.0	687-1528	.450	239-639	.374	274-392	.699	887	928	-1.6
ETSU	27	2151-1851	79.7-68.6	+11.1	809-1673	.484	222-613	.362	311-466	.667	1112	782	+12.2
Furman	26	2024-1701	77.8-65.4	+12.4	738-1563	.472	269-745	.361	279-399	.699	937	887	+1.9
Mercer	25	1848-1784	73.9-71.4	+2.6	644-1410	.457	179-532	.336	381-542	.703	846	885	-1.6
Samford	26	2043-1936	78.6-74.5	+4.1	731-1513	.483	208-523	.398	373-516	.723	953	947	+0.2
The Citadel	24	2074-2049	86.4-85.4	+1.0	733-1615	.454	289-846	.342	319-441	.723	895	988	-3.9
UNC Greensboro	26	2021-1728	77.7-66.5	+11.3	744-1598	.466	207-599	.346	326-466	.700	899	887	+0.5
VMI	25	1885-2018	75.4-80.7	-5.3	662-1552	.427	246-706	.348	315-437	.721	882	968	-3.4
Western Carolina	27	1890-2142	70.0-79.3	-9.3	653-1440	.453	241-663	.364	343-526	.652	954	857	+3.6
Wofford	26	2172-1731	83.5-66.6	+17.0	790-1606	.492	287-690	.416	305-437	.698	918	734	+7.1

ATTENDANCE	Home	Average	Away	Average	Neutral	Average	Total	Average
Chattanooga	12-37496	3125	12-40227	3352	2-0	0	26-77723	2989
ETSU	13-55768	4290	12-49458	4122	2-4011	2006	27-109237	4046
Furman	13-23936	1841	13-45822	3525	0-0	0	26-69758	2683
Mercer	12-29012	2418	12-38689	3224	1-2504	2504	25-70205	2808
Samford	14-15301	1093	12-46724	3894	0-0	0	26-62025	2386
The Citadel	12-13166	1097	12-44422	3702	0-0	0	24-57588	2400
UNC Greensboro	13-31892	2453	12-57306	4776	1-172	172	26-89370	3437
VMI	12-10385	865	13-52655	4050	0-0	0	25-63040	2522
Western Carolina	10-14574	1457	15-49437	3296	2-0	0	27-64011	2371
Wofford	15-34480	2299	11-49015	4456	0-0	0	26-83495	3211
Totals	126-266010	2111	124-473755	3821	8-6687	836	258-746452	2893

2018-19 Southern Conference
INDIVIDUAL BASKETBALL STATISTICS
Through games of Feb 15, 2019 (All games)

To be ranked, a player must appear in at least 75.0% of their team's games.

SCORING							REBOUNDING						
	Cl	G	FG	3FG	FT	Pts Avg/G		Cl	G	Off	Def	Total	Avg/G
1. Bubba Parham-VMI	So	25	162	89	108	521 20.8	1. Jeromy Rodriguez-ETSU	Jr	27	96	209	305	11.3
2. Fletcher Magee-WOF	Sr	26	161	114	81	517 19.9	2. Carlos Dotson-WCU	Jr	26	84	166	250	9.6
3. Lew Stallworth-CIT	Sr	24	178	23	81	460 19.2	3. Matt Rafferty-FUR	Sr	26	71	161	232	8.9
4. Matt Rafferty-FUR	Sr	26	170	7	103	450 17.3	4. Ruben Guerrero-SAM	Sr	26	85	129	214	8.2
5. Ross Cummings-MER	So	25	126	79	93	424 17.0	5. Mladen Armus-ETSU	So	27	75	143	218	8.1
6. Francis Alonso-UNCG	Sr	26	139	72	89	439 16.9	6. Robert Allen-SAM	Fr	26	41	158	199	7.7
7. Jordan Lyons-FUR	Jr	26	151	85	43	430 16.5	7. Cameron Jackson-WOF	Sr	26	72	123	195	7.5
8. Josh Sharkey-SAM	Jr	26	137	24	120	418 16.1	James Dickey-UNCG	Jr	20	46	104	150	7.5
9. Isaiah Miller-UNCG	So	26	167	19	44	397 15.3	9. Zane Najdawi-CIT	Sr	24	54	120	174	7.3
10. Cameron Jackson-WOF	Sr	26	150	7	77	384 14.8	10. Keve Aluma-WOF	So	26	70	108	178	6.8
11. Kevin Easley-UTC	Fr	26	142	46	53	383 14.7	11. Garrett Gilkeson-VMI	Jr	25	47	116	163	6.5
12. Zane Najdawi-CIT	Sr	24	118	20	77	333 13.9	12. Kevin Easley-UTC	Fr	26	43	123	166	6.4
13. Ruben Guerrero-SAM	Sr	26	152	0	51	355 13.7	13. Clay Mounce-FUR	So	26	43	113	156	6.0
14. Kameron Gibson-WCU	Fr	27	135	66	30	366 13.6	Tyler Creammer-VMI	Jr	23	39	99	138	6.0
15. Brandon Austin-SAM	Jr	26	119	77	34	349 13.4	15. Fardaws Aimaq-MER	Fr	23	52	72	124	5.4
16. Carlos Dotson-WCU	Jr	26	138	0	69	345 13.3	16. Lew Stallworth-CIT	Sr	24	8	116	124	5.2
17. Nathan Hoover-WOF	Jr	26	112	66	54	344 13.2	17. Ethan Stair-MER	Jr	25	35	91	126	5.0
18. Matt Frierson-CIT	Sr	23	88	87	33	296 12.9	18. Eric Hamilton-UNCG	Jr	26	42	86	128	4.9
19. Patrick Good-ETSU	So	26	98	85	36	317 12.2	19. Onno Steger-WCU	Jr	27	38	93	131	4.9
20. Donovan Toatley-UTC	Fr	23	99	21	54	273 11.9	20. Jaylen Stowe-MER	Sr	25	28	93	121	4.8
21. Myron Gordon-SAM	Jr	26	97	26	87	307 11.8	Myles Lewis-VMI	So	25	42	79	121	4.8
22. Jeromy Rodriguez-ETSU	Jr	27	130	0	55	315 11.7							
23. Matt Halvorsen-WCU	So	27	87	64	76	314 11.6							
24. Kaiden Rice-CIT	So	24	98	61	20	277 11.5							
25. Ethan Stair-MER	Jr	25	101	36	44	282 11.3							
26. Tray Boyd III-ETSU	Jr	27	117	59	10	303 11.2							
27. Onno Steger-WCU	Jr	27	95	54	54	298 11.0							
28. Clay Mounce-FUR	So	26	108	41	28	285 11.0							
29. Djordje Dimitrijevic-MER	Jr	25	92	24	66	274 11.0							
30. Jaylen Stowe-MER	Sr	25	98	8	65	269 10.8							

FIELD GOAL PCT						ASSISTS			
	Cl	G	FGM	FGA	Pct.		Cl	G	No. Avg/G
1. Matt Rafferty-FUR	Sr	26	170	267	.637	1. Josh Sharkey-SAM	Jr	26	201 7.7
2. Ruben Guerrero-SAM	Sr	26	152	250	.608	2. Lew Stallworth-CIT	Sr	24	147 6.1
3. Carlos Dotson-WCU	Jr	26	138	233	.592	3. Demetrius Troy-UNCG	Sr	26	108 4.2
4. Cameron Jackson-WOF	Sr	26	150	258	.581	4. Matt Rafferty-FUR	Sr	26	107 4.1
5. Lew Stallworth-CIT	Sr	24	178	329	.541	5. Marcus Cohen-MER	So	23	83 3.6
6. Isaiah Miller-UNCG	So	26	167	326	.512	6. Bubba Parham-VMI	So	25	87 3.5
7. Kameron Gibson-WCU	Fr	27	135	286	.472	7. Alex Hunter-FUR	So	26	90 3.5
8. Kevin Easley-UTC	Fr	26	142	312	.455	8. Storm Murphy-WOF	So	25	80 3.2
9. Josh Sharkey-SAM	Jr	26	137	311	.441	9. Isaiah Tisdale-ETSU	Jr	26	82 3.2
10. Ross Cummings-MER	So	25	126	290	.434	10. Donovan Toatley-UTC	Fr	23	71 3.1
11. Francis Alonso-UNCG	Sr	26	139	325	.428	11. Garrett Gilkeson-VMI	Jr	25	71 2.8
12. Fletcher Magee-WOF	Sr	26	161	379	.425	12. Bo Hodges-ETSU	So	22	60 2.7
13. Bubba Parham-VMI	So	25	162	385	.421	13. Matt Halvorsen-WCU	So	27	72 2.7
14. Jordan Lyons-FUR	Jr	26	151	379	.398	14. Francis Alonso-UNCG	Sr	26	66 2.5
						Cameron Jackson-WOF	Sr	26	66 2.5

2018-19 Southern Conference
INDIVIDUAL BASKETBALL STATISTICS
Through games of Feb 15, 2019 (All games)

FREE THROW PCT					Cl	G	FTM	FTA	Pct.
1.	Fletcher Magee-WOF	Sr	26	81	88	.920			
2.	Francis Alonso-UNCG	Sr	26	89	101	.881			
3.	Matt Halvorsen-WCU	So	27	76	87	.874			
4.	Myron Gordon-SAM	Jr	26	87	101	.861			
5.	Ross Cummings-MER	So	25	93	111	.838			
6.	Djordje Dimitrijevic-MER	Jr	25	66	82	.805			
7.	Bubba Parham-VMI	So	25	108	141	.766			
8.	Matt Rafferty-FUR	Sr	26	103	135	.763			
9.	Josh Sharkey-SAM	Jr	26	120	160	.750			
10.	Zane Najdawi-CIT	Sr	24	77	106	.726			
11.	Jaylen Stowe-MER	Sr	25	65	91	.714			
12.	Lew Stallworth-CIT	Sr	24	81	117	.692			
13.	Cameron Jackson-WOF	Sr	26	77	126	.611			
14.	Carlos Dotson-WCU	Jr	26	69	141	.489			

STEALS				Cl	G	No.	Avg/G
1.	Isaiah Miller-UNCG	So	26	75	2.9		
2.	Matt Rafferty-FUR	Sr	26	72	2.8		
	Josh Sharkey-SAM	Jr	26	72	2.8		
4.	Ethan Stair-MER	Jr	25	45	1.8		
5.	Cameron Jackson-WOF	Sr	26	43	1.7		
6.	Garrett Gilkeson-VMI	Jr	25	40	1.6		
7.	James Dickey-UNCG	Jr	20	29	1.5		
8.	Jordan Lyons-FUR	Jr	26	33	1.3		
9.	Demetrius Troy-UNCG	Sr	26	32	1.2		
10.	Jeromy Rodriguez-ETSU	Jr	27	33	1.2		
11.	Myles Lewis-VMI	So	25	29	1.2		
12.	Francis Alonso-UNCG	Sr	26	29	1.1		
13.	Brandon Austin-SAM	Jr	26	28	1.1		
14.	Bo Hodges-ETSU	So	22	23	1.0		
15.	Matt Frierson-CIT	Sr	23	24	1.0		

3-POINT FG PCT					Cl	G	3FG	FGA	Pct.
1.	Kevin Nolan-SAM	So	23	36	68	.529			
2.	Storm Murphy-WOF	So	25	40	80	.500			
3.	Nathan Hoover-WOF	Jr	26	66	147	.449			
4.	Brandon Austin-SAM	Jr	26	77	174	.443			
5.	Clay Mounce-FUR	So	26	41	95	.432			
6.	Kameron Gibson-WCU	Fr	27	66	157	.420			
7.	Patrick Good-ETSU	So	26	85	203	.419			
8.	Kyrin Galloway-UNCG	Jr	26	40	96	.417			
9.	Fletcher Magee-WOF	Sr	26	114	280	.407			
10.	Kevin Easley-UTC	Fr	26	46	113	.407			
11.	Ross Cummings-MER	So	25	79	197	.401			
12.	Bubba Parham-VMI	So	25	89	226	.394			
13.	Matt Frierson-CIT	Sr	23	87	227	.383			
14.	Francis Alonso-UNCG	Sr	26	72	190	.379			
15.	Onno Steger-WCU	Jr	27	54	148	.365			

3-POINT FG MADE				Cl	G	3FG	Avg/G
1.	Fletcher Magee-WOF	Sr	26	114	4.4		
2.	Matt Frierson-CIT	Sr	23	87	3.8		
3.	Bubba Parham-VMI	So	25	89	3.6		
4.	Jordan Lyons-FUR	Jr	26	85	3.3		
	Patrick Good-ETSU	So	26	85	3.3		
6.	Ross Cummings-MER	So	25	79	3.2		
7.	Brandon Austin-SAM	Jr	26	77	3.0		
8.	Francis Alonso-UNCG	Sr	26	72	2.8		
9.	Kaiden Rice-CIT	So	24	61	2.5		
10.	Nathan Hoover-WOF	Jr	26	66	2.5		
11.	Kameron Gibson-WCU	Fr	27	66	2.4		
12.	Matt Halvorsen-WCU	So	27	64	2.4		
13.	Tray Boyd III-ETSU	Jr	27	59	2.2		
14.	Onno Steger-WCU	Jr	27	54	2.0		
15.	Kevin Easley-UTC	Fr	26	46	1.8		

BLOCKED SHOTS				Cl	G	No.	Avg/G
1.	Ruben Guerrero-SAM	Sr	26	59	2.3		
2.	James Dickey-UNCG	Jr	20	43	2.2		
3.	Zane Najdawi-CIT	Sr	24	41	1.7		
4.	Cameron Jackson-WOF	Sr	26	31	1.2		
5.	Matt Rafferty-FUR	Sr	26	29	1.1		
	Clay Mounce-FUR	So	26	29	1.1		
7.	Mladen Armus-ETSU	So	27	30	1.1		
8.	Kyrin Galloway-UNCG	Jr	26	22	0.8		
9.	Fardaws Aimaq-MER	Fr	23	19	0.8		
10.	Robert Allen-SAM	Fr	26	21	0.8		
11.	Noah Gurley-FUR	Fr	24	18	0.8		
12.	Victor Bafutto-MER	So	24	17	0.7		
13.	Jeromy Rodriguez-ETSU	Jr	27	19	0.7		
14.	Keve Aluma-WOF	So	26	17	0.7		
15.	Jake Stephens-VMI	Fr	25	16	0.6		

ASSIST/TURNOVER RATIO					Cl	G	Ast.	T/O	Ratio
1.	Isaiah Tisdale-ETSU	Jr	26	82	26	3.2			
2.	Alex Hunter-FUR	So	26	90	29	3.1			
3.	Storm Murphy-WOF	So	25	80	34	2.4			
4.	Demetrius Troy-UNCG	Sr	26	108	48	2.3			
5.	Matt Rafferty-FUR	Sr	26	107	54	2.0			
6.	Lew Stallworth-CIT	Sr	24	147	84	1.8			
7.	Marcus Cohen-MER	So	23	83	49	1.7			
8.	Josh Sharkey-SAM	Jr	26	201	133	1.5			
9.	Donovann Toatley-UTC	Fr	23	71	53	1.3			
10.	Bubba Parham-VMI	So	25	87	72	1.2			

2018-19 Southern Conference
INDIVIDUAL BASKETBALL STATISTICS
Through games of Feb 15, 2019 (All games)

OFFENSIVE REBOUNDS			
	Cl	G	No. Avg/G
1. Jeromy Rodriguez-ETSU	Jr	27	96 3.6
2. Ruben Guerrero-SAM	Sr	26	85 3.3
3. Carlos Dotson-WCU	Jr	26	84 3.2
4. Mladen Armus-ETSU	So	27	75 2.8
5. Cameron Jackson-WOF	Sr	26	72 2.8
6. Matt Rafferty-FUR	Sr	26	71 2.7
7. Keve Aluma-WOF	So	26	70 2.7
8. James Dickey-UNCG	Jr	20	46 2.3
9. Fardaws Aimaq-MER	Fr	23	52 2.3
10. Zane Najdawi-CIT	Sr	24	54 2.3
11. Chevez Goodwin-WOF	So	26	53 2.0
12. Garrett Gilkeson-VMI	Jr	25	47 1.9
13. Tyler Creammer-VMI	Jr	23	39 1.7
14. Myles Lewis-VMI	So	25	42 1.7
15. Clay Mounce-FUR	So	26	43 1.7
Kevin Easley-UTC	Fr	26	43 1.7

DEFENSIVE REBOUNDS			
	Cl	G	No. Avg/G
1. Jeromy Rodriguez-ETSU	Jr	27	209 7.7
2. Carlos Dotson-WCU	Jr	26	166 6.4
3. Matt Rafferty-FUR	Sr	26	161 6.2
4. Robert Allen-SAM	Fr	26	158 6.1
5. Mladen Armus-ETSU	So	27	143 5.3
6. James Dickey-UNCG	Jr	20	104 5.2
7. Zane Najdawi-CIT	Sr	24	120 5.0
8. Ruben Guerrero-SAM	Sr	26	129 5.0
9. Lew Stallworth-CIT	Sr	24	116 4.8
10. Cameron Jackson-WOF	Sr	26	123 4.7
Kevin Easley-UTC	Fr	26	123 4.7
12. Garrett Gilkeson-VMI	Jr	25	116 4.6
13. Clay Mounce-FUR	So	26	113 4.3
14. Tyler Creammer-VMI	Jr	23	99 4.3
15. Brandon Austin-SAM	Jr	26	109 4.2

MINUTES PLAYED			
	Cl	G	No. Avg/G
1. Josh Sharkey-SAM	Jr	26	922 35.5
2. Bubba Parham-VMI	So	25	853 34.1
3. Matt Halvorsen-WCU	So	27	913 33.8
4. Matt Rafferty-FUR	Sr	26	866 33.3
5. Alex Hunter-FUR	So	26	862 33.2
6. Ross Cummings-MER	So	25	827 33.1
7. Ethan Stair-MER	Jr	25	819 32.8
Garrett Gilkeson-VMI	Jr	25	819 32.8
9. Jordan Lyons-FUR	Jr	26	851 32.7
10. Lew Stallworth-CIT	Sr	24	778 32.4

2018-19 Southern Conference
Conference Team Highs
Through games of Feb 15, 2019 (All games)

TEAM HIGHS (highest totals made by)

Points	148	The Citadel vs Mid-Atl. Christian (11/12/18)
	137	The Citadel vs Johnson (11/14/18)
	127	The Citadel vs Johnson & Wales (12/05/18)
	112	The Citadel vs High Point (11/27/18)
	112	Wofford vs Kentucky Christian (12/06/18)
	112	Wofford vs The Citadel (01/03/19)
Margin	78 (111-33)	UNC Greensboro vs Greensboro College (11/27/18)
	77 (137-60)	The Citadel vs Johnson (11/14/18)
	73 (148-75)	The Citadel vs Mid-Atl. Christian (11/12/18)
	65 (109-44)	ETSU vs Hiwassee (11/08/18)
	64 (98-34)	VMI vs Goucher (11/11/18)
Field goals made	57	The Citadel vs Mid-Atl. Christian (11/12/18)
	47	The Citadel vs Johnson (11/14/18)
	46	ETSU vs Hiwassee (11/08/18)
	46	The Citadel vs Johnson & Wales (12/05/18)
	45	Wofford vs Kentucky Christian (12/06/18)
Field goal attempts	98	The Citadel vs Mid-Atl. Christian (11/12/18)
	88	The Citadel vs Johnson & Wales (12/05/18)
	85	The Citadel vs Johnson (11/14/18)
	81	Samford vs Belmont (11/29/18)
	81	Wofford vs Kentucky Christian (12/06/18)
Field goal percentage	.672 (43-64)	Wofford vs The Citadel (01/03/19)
	.667 (38-57)	Samford at Wofford (01/24/19)
	.640 (32-50)	Furman vs ETSU (02/09/19)
	.623 (38-61)	Samford vs North Alabama (11/06/18)
	.623 (38-61)	The Citadel vs High Point (11/27/18)
3-Pt FG made	23	The Citadel vs Mid-Atl. Christian (11/12/18)
	23	The Citadel vs High Point (11/27/18)
	21	Furman vs North Greenville (11/15/18)
	20	Wofford at The Citadel (02/02/19)
	19	UNC Greensboro at LSU (11/09/18)
	19	VMI at Kentucky (11/18/18)
3-Pt FG attempts	51	The Citadel vs Mid-Atl. Christian (11/12/18)
	49	Furman vs North Greenville (11/15/18)
	48	The Citadel vs Johnson (11/14/18)
	46	Furman vs UNCW (12/15/18)
	46	The Citadel at Samford (01/17/19)
3-Pt percentage	.733 (11-15)	Samford at Wofford (01/24/19)
	.667 (12-18)	Furman vs ETSU (02/09/19)
	.606 (20-33)	Wofford at The Citadel (02/02/19)
	.591 (13-22)	Wofford at Mississippi State (12/19/18)
	.577 (15-26)	Wofford vs The Citadel (01/03/19)
Free throws made	32	ETSU vs Reinhardt (12/03/18)
	29	Western Carolina vs Hiwassee (11/17/18)
	29	Mercer at UNC Greensboro (01/26/19)
	27	Mercer vs Piedmont (11/09/18)
	27	UNC Greensboro at Samford (12/22/18)
	27	Mercer at Samford (01/19/19)
Free throw attempts	40	Mercer vs Piedmont (11/09/18)
	39	ETSU vs Reinhardt (12/03/18)
	38	Western Carolina vs Hiwassee (11/17/18)
	36	UNC Greensboro at Samford (12/22/18)
	35	Samford vs Jacksonville State (11/09/18)
	35	Mercer at Samford (01/19/19)
Free throw percentage	1.000 (11-11)	VMI at Presbyterian (12/12/18)

	1.000	(5-5)	VMI at Kentucky (11/18/18)
	1.000	(3-3)	ETSU at Creighton (11/11/18)
	.950	(19-20)	Samford at Wofford (01/24/19)
	.941	(16-17)	Furman at VMI (01/10/19)
Rebounds	64		ETSU vs Reinhardt (12/03/18)
	63		The Citadel vs Mid-Atl. Christian (11/12/18)
	62		The Citadel vs Johnson (11/14/18)
	56		ETSU vs Hiwassee (11/08/18)
	56		Western Carolina vs Hiwassee (11/17/18)
Assists	37		The Citadel vs Mid-Atl. Christian (11/12/18)
	28		The Citadel vs Johnson (11/14/18)
	27		The Citadel vs High Point (11/27/18)
	27		UNC Greensboro vs Greensboro College (11/27/18)
	27		The Citadel vs Johnson & Wales (12/05/18)
	27		Wofford vs Kentucky Christian (12/06/18)
Steals	23		UNC Greensboro vs Greensboro College (11/27/18)
	20		Wofford vs Mars Hill (11/23/18)
	18		VMI vs Goucher (11/11/18)
	16		The Citadel vs Johnson (11/14/18)
	15		UNC Greensboro vs Johnson & Wales (11/16/18)
	15		The Citadel vs Western Carolina (01/12/19)
Blocked shots	14		The Citadel vs Johnson (11/14/18)
	10		Furman vs UNC Greensboro (02/14/19)
	9		UNC Greensboro at North Carolina A&T (11/06/18)
	9		Mercer vs Piedmont (11/09/18)
	9		UNC Greensboro vs Mercer (01/26/19)
	9		Samford vs ETSU (01/31/19)
Turnovers	35		Western Carolina vs Jacksonville State (11/20/18)
	33		Western Carolina at NC State (12/05/18)
	29		Western Carolina at The Citadel (01/12/19)
	26		Western Carolina at Iowa (12/18/18)
	24		Mercer at UNC Greensboro (01/26/19)
Fouls	29		Western Carolina at Wake Forest (11/27/18)
	28		Samford vs Jacksonville State (11/09/18)
	28		Mercer at NC State (11/24/18)
	27		Western Carolina vs Hiwassee (11/17/18)
	26		UNC Greensboro at LSU (11/09/18)
	26		VMI at Kentucky (11/18/18)
	26		ETSU vs Wyoming (12/21/18)
	26		Western Carolina at The Citadel (01/12/19)
	26		Chattanooga vs Western Carolina (01/31/19)

2018-19 Southern Conference
Conference Individual Highs
Through games of Feb 15, 2019 (All games)

INDIVIDUAL PLAYER GAME HIGHS

Points	54		Jordan Lyons (Furman) vs North Greenville (11/15/18)
	36		Ross Cummings (Mercer) vs Western Carolina (01/10/19)
	35		Bubba Parham (VMI) at Kentucky (11/18/18)
	35		Patrick Good (ETSU) at Western Carolina (01/26/19)
	34		Kameron Gibson (Western Carolina) at SMU (11/14/18)
Field goals made	15		Jordan Lyons (Furman) vs North Greenville (11/15/18)
	12		Kyrin Galloway (UNC Greensboro) at LSU (11/09/18)
	12		Kameron Gibson (Western Carolina) at SMU (11/14/18)
	12		Carlos Dotson (Western Carolina) at Furman (12/01/18)
	12		Ross Cummings (Mercer) vs Western Carolina (01/10/19)
	12		Lew Stallworth (The Citadel) vs Western Carolina (01/12/19)
	12		Patrick Good (ETSU) at Western Carolina (01/26/19)
	12		Marcus Thomas (Western Carolina) at Chattanooga (01/31/19)
Field goal attempts	35		Jordan Lyons (Furman) vs North Greenville (11/15/18)
	26		Jordan Lyons (Furman) vs Western Carolina (12/01/18)
	24		Bubba Parham (VMI) at Stetson (11/23/18)
	24		Fletcher Magee (Wofford) vs Samford (01/24/19)
	23		Fletcher Magee (Wofford) vs North Carolina (11/06/18)
Field goal percentage	.889	(8-9)	Daivien Williamson (ETSU) at Illinois (12/15/18)
	.857	(12-14)	Kyrin Galloway (UNC Greensboro) at LSU (11/09/18)
	.833	(10-12)	Zane Najdawi (The Citadel) vs Johnson & Wales (12/05/18)
	.833	(10-12)	Jeromy Rodriguez (ETSU) at Furman (02/09/19)
	.818	(9-11)	Matt Rafferty (Furman) vs Bob Jones (11/06/18)
	.818	(9-11)	Cameron Jackson (Wofford) vs Coppin State (11/21/18)
	.818	(9-11)	Matt Rafferty (Furman) at Elon (12/04/18)
	.818	(9-11)	Myron Gordon (Samford) vs Western Carolina (02/02/19)
3-Pt FG made	15		Jordan Lyons (Furman) vs North Greenville (11/15/18)
	11		Patrick Good (ETSU) at Western Carolina (01/26/19)
	10		Matt Frierson (The Citadel) vs Johnson (11/14/18)
	10		Bubba Parham (VMI) at Kentucky (11/18/18)
	9		Nathan Hoover (Wofford) at South Carolina (11/26/18)
3-Pt FG attempts	34		Jordan Lyons (Furman) vs North Greenville (11/15/18)
	19		Fletcher Magee (Wofford) vs Samford (01/24/19)
	17		Jordan Lyons (Furman) vs Western Carolina (12/01/18)
	17		Patrick Good (ETSU) at Western Carolina (01/26/19)
	16		Fletcher Magee (Wofford) vs North Carolina (11/06/18)
	16		Matt Frierson (The Citadel) vs Johnson (11/14/18)
	16		Bubba Parham (VMI) at Kentucky (11/18/18)
3-Pt percentage	1.000	(5-5)	Josh Sharkey (Samford) vs Houston Baptist (12/17/18)
	1.000	(5-5)	Kevin Easley (Chattanooga) at Western Carolina (01/03/19)
	1.000	(5-5)	Andrew Brown (Furman) vs ETSU (02/09/19)
	.857	(6-7)	Marcus Thomas (Western Carolina) at Chattanooga (01/31/19)
	.833	(5-6)	Kevin Easley (Chattanooga) at Michigan (11/23/18)
	.833	(5-6)	Connor Kern (The Citadel) vs High Point (11/27/18)
	.833	(5-6)	Kevidon Nolan (Samford) vs VMI (12/29/18)
	.833	(5-6)	Ross Cummings (Mercer) at Chattanooga (01/17/19)
	.833	(5-6)	Angelo Allegri (UNC Greensboro) at ETSU (01/19/19)
	.833	(5-6)	Kameron Gibson (Western Carolina) vs ETSU (01/26/19)
Free throws made	17		Francis Alonso (UNC Greensboro) at Samford (12/22/18)
	14		Onno Steger (Western Carolina) at Chattanooga (01/31/19)
	12		Bubba Parham (VMI) vs American (11/27/18)
	12		Ross Cummings (Mercer) at Samford (01/19/19)
	11		Djordje Dimitrijevic (Mercer) at NC State (11/24/18)
	11		Eric Hamilton (UNC Greensboro) vs Coppin State (12/12/18)
	11		Bubba Parham (VMI) at The Citadel (01/26/19)

	11	Donovann Toatley (Chattanooga) vs Western Carolina (01/31/19)
Free throw attempts	21	Francis Alonso (UNC Greensboro) at Samford (12/22/18)
	15	Eric Hamilton (UNC Greensboro) vs Coppin State (12/12/18)
	15	Onno Steger (Western Carolina) at Chattanooga (01/31/19)
	14	Bubba Parham (VMI) vs American (11/27/18)
	14	Cameron Jackson (Wofford) vs Western Carolina (02/09/19)
Free throw percentage	1.000 (12-12)	Ross Cummings (Mercer) at Samford (01/19/19)
	1.000 (11-11)	Djordje Dimitrijevic (Mercer) at NC State (11/24/18)
	1.000 (10-10)	Zane Najdawi (The Citadel) vs Johnson (11/14/18)
	1.000 (10-10)	Nathan Hoover (Wofford) vs Coastal Carolina (12/09/18)
	1.000 (10-10)	Matt Rafferty (Furman) at UNC Greensboro (01/12/19)
	1.000 (9-9)	Matt Frierson (The Citadel) at Campbell (12/18/18)
	1.000 (8-8)	Donovann Toatley (Chattanooga) at Charlotte (11/06/18)
	1.000 (8-8)	Francis Alonso (UNC Greensboro) vs Johnson & Wales (11/16/18)
	1.000 (8-8)	Matt Halvorsen (Western Carolina) vs Hiwassee (11/17/18)
	1.000 (8-8)	Daivien Williamson (ETSU) vs Reinhardt (12/03/18)
	1.000 (8-8)	Matt Halvorsen (Western Carolina) vs Chattanooga (01/03/19)
	1.000 (8-8)	Ross Cummings (Mercer) at UNC Greensboro (01/26/19)
	1.000 (8-8)	Fletcher Magee (Wofford) at The Citadel (02/02/19)
Rebounds	19	Jeromy Rodriguez (ETSU) vs Samford (01/03/19)
	18	Thomas Smallwood (Chattanooga) vs Cumberland (11/13/18)
	18	Jeromy Rodriguez (ETSU) at Mercer (01/12/19)
	17	Matt Rafferty (Furman) at Villanova (11/17/18)
	17	Jeromy Rodriguez (ETSU) at Georgia Southern (11/27/18)
	17	Mladen Armus (ETSU) vs Samford (01/03/19)
	17	Jeromy Rodriguez (ETSU) vs Wofford (02/07/19)
Assists	16	Josh Sharkey (Samford) at Wofford (01/24/19)
	14	Josh Sharkey (Samford) at ETSU (01/03/19)
	13	Lew Stallworth (The Citadel) vs Johnson (11/14/18)
	12	Lew Stallworth (The Citadel) vs High Point (11/27/18)
	12	Josh Sharkey (Samford) at Furman (01/26/19)
	12	Josh Sharkey (Samford) vs Western Carolina (02/02/19)
Steals	8	Josh Sharkey (Samford) vs Jacksonville State (11/09/18)
	7	Josh Sharkey (Samford) at Purdue Fort Wayne (11/23/18)
	7	Matt Rafferty (Furman) at VMI (01/10/19)
	6	Ta'Vonne Bond (VMI) vs Goucher (11/11/18)
	6	Tray Hollowell (Wofford) vs Mars Hill (11/23/18)
	6	Josh Sharkey (Samford) vs UNC Greensboro (12/22/18)
	6	Isaiah Miller (UNC Greensboro) vs Chattanooga (12/29/18)
	6	Isaiah Miller (UNC Greensboro) at ETSU (01/19/19)
	6	Matt Rafferty (Furman) vs Chattanooga (01/24/19)
Blocked shots	8	Ruben Guerrero (Samford) vs ETSU (01/31/19)
	7	James Dickey (UNC Greensboro) at North Carolina A&T (11/06/18)
	6	Zane Najdawi (The Citadel) vs Johnson (11/14/18)
	5	Octavion Corley (ETSU) vs Hiwassee (11/08/18)
	5	Noah Gurley (Furman) vs UNC Greensboro (02/14/19)
Turnovers	11	Josh Sharkey (Samford) at UNC Greensboro (02/07/19)
	9	Carlos Dotson (Western Carolina) vs Jacksonville State (11/20/18)
	8	Josh Sharkey (Samford) at ETSU (01/03/19)
	8	Josh Sharkey (Samford) at Wofford (01/24/19)
	8	Zane Najdawi (The Citadel) vs Furman (01/31/19)
	8	Josh Sharkey (Samford) vs ETSU (01/31/19)

2018-19 Southern Conference
CONFERENCE BASKETBALL STATISTICS
Through games of Feb 15, 2019 (Conference games only)

SCORING OFFENSE	G	W-L	Pts	Avg/G
1. Wofford	14	14-0	1182	84.4
2. Samford	13	5-8	1044	80.3
3. ETSU	14	10-4	1111	79.4
4. UNC Greensboro	13	11-2	989	76.1
5. Furman	14	10-4	1053	75.2
6. The Citadel	13	3-10	964	74.2
7. VMI	13	1-12	954	73.4
8. Mercer	13	4-9	950	73.1
9. Western Carolina	14	3-11	1018	72.7
10. Chattanooga	13	6-7	945	72.7

SCORING DEFENSE	G	Pts	Avg/G
1. Furman	14	935	66.8
2. Wofford	14	963	68.8
3. UNC Greensboro	13	898	69.1
4. ETSU	14	1026	73.3
5. Mercer	13	978	75.2
6. Chattanooga	13	1007	77.5
7. Samford	13	1045	80.4
8. Western Carolina	14	1132	80.9
9. VMI	13	1112	85.5
10. The Citadel	13	1114	85.7

SCORING MARGIN	G	Offense	Defense	Margin
1. Wofford	14	84.4	68.8	+15.6
2. Furman	14	75.2	66.8	+8.4
3. UNC Greensboro	13	76.1	69.1	+7.0
4. ETSU	14	79.4	73.3	+6.1
5. Samford	13	80.3	80.4	-0.1
6. Mercer	13	73.1	75.2	-2.2
7. Chattanooga	13	72.7	77.5	-4.8
8. Western Carolina	14	72.7	80.9	-8.1
9. The Citadel	13	74.2	85.7	-11.5
10. VMI	13	73.4	85.5	-12.2

FREE THROW PCT	G	FTM	FTA	Pct.
1. Samford	13	184	255	.722
2. Furman	14	158	220	.718
3. Chattanooga	13	140	197	.711
4. VMI	13	155	220	.705
5. UNC Greensboro	13	173	246	.703
6. Western Carolina	14	196	279	.703
7. The Citadel	13	139	198	.702
8. Mercer	13	196	280	.700
9. Wofford	14	178	256	.695
10. ETSU	14	151	231	.654

FIELD GOAL PERCENTAGE	G	FGM	FGA	Pct.
1. Wofford	14	425	831	.511
2. ETSU	14	423	865	.489
3. Samford	13	374	766	.488
4. Furman	14	379	814	.466
5. Chattanooga	13	341	735	.464
6. Western Carolina	14	348	763	.456
7. Mercer	13	332	732	.454
8. UNC Greensboro	13	358	811	.441
9. VMI	13	338	785	.431
10. The Citadel	13	346	834	.415

FIELD GOAL PCT DEFENSE	G	FGM	FGA	Pct.
1. Furman	14	345	828	.417
2. Samford	13	371	834	.445
3. Wofford	14	342	766	.446
4. UNC Greensboro	13	317	697	.455
5. Mercer	13	339	744	.456
6. ETSU	14	364	793	.459
7. Chattanooga	13	374	791	.473
8. The Citadel	13	395	819	.482
9. Western Carolina	14	413	850	.486
10. VMI	13	404	814	.496

3-POINT FG PCT	G	3FGM	3FGA	Pct.
1. Wofford	14	154	352	.438
2. Samford	13	112	275	.407
3. Chattanooga	13	123	320	.384
4. ETSU	14	114	307	.371
5. Western Carolina	14	126	344	.366
6. Furman	14	137	388	.353
7. VMI	13	123	353	.348
8. UNC Greensboro	13	100	301	.332
9. Mercer	13	90	272	.331
10. The Citadel	13	133	428	.311

3-POINT FG PCT DEFENSE	G	3FGM	3FGA	Pct.
1. Furman	14	97	331	.293
2. Western Carolina	14	110	338	.325
3. Wofford	14	119	326	.365
4. UNC Greensboro	13	93	253	.368
5. Mercer	13	132	359	.368
6. Samford	13	143	386	.370
7. The Citadel	13	149	395	.377
8. Chattanooga	13	106	281	.377
9. VMI	13	129	332	.389
10. ETSU	14	134	339	.395

REBOUNDING OFFENSE	G	Rebounds	Avg/G
1. ETSU	14	530	37.9
2. Western Carolina	14	495	35.4
3. UNC Greensboro	13	456	35.1
4. Samford	13	453	34.8
5. Furman	14	485	34.6
6. VMI	13	443	34.1
7. The Citadel	13	438	33.7
8. Wofford	14	471	33.6
9. Mercer	13	418	32.2
10. Chattanooga	13	414	31.8

REBOUNDING DEFENSE	G	Rebounds	Avg/G
1. Wofford	14	381	27.2
2. ETSU	14	411	29.4
3. Western Carolina	14	454	32.4
4. UNC Greensboro	13	444	34.2
5. Furman	14	480	34.3
6. Chattanooga	13	462	35.5
7. Mercer	13	472	36.3
8. Samford	13	475	36.5
9. VMI	13	488	37.5
10. The Citadel	13	536	41.2

2018-19 Southern Conference
CONFERENCE BASKETBALL STATISTICS
Through games of Feb 15, 2019 (Conference games only)

REBOUNDING MARGIN	G	Team	Avg.	Opp.	Avg.	Margin
1.	ETSU	14	530	37.9	411	29.4 +8.5
2.	Wofford	14	471	33.6	381	27.2 +6.4
3.	Western Carolina	14	495	35.4	454	32.4 +2.9
4.	UNC Greensboro	13	456	35.1	444	34.2 +0.9
5.	Furman	14	485	34.6	480	34.3 +0.4
6.	Samford	13	453	34.8	475	36.5 -1.7
7.	VMI	13	443	34.1	488	37.5 -3.5
8.	Chattanooga	13	414	31.8	462	35.5 -3.7
9.	Mercer	13	418	32.2	472	36.3 -4.2
10.	The Citadel	13	438	33.7	536	41.2 -7.5

BLOCKED SHOTS	G	No.	Avg/G
1.	UNC Greensboro	13	59 4.5
2.	ETSU	14	60 4.3
	Furman	14	60 4.3
4.	Samford	13	55 4.2
5.	Wofford	14	45 3.2
6.	The Citadel	13	37 2.8
7.	Chattanooga	13	33 2.5
8.	Mercer	13	29 2.2
9.	Western Carolina	14	29 2.1
10.	VMI	13	22 1.7

ASSISTS	G	No.	Avg/G
1.	ETSU	14	230 16.4
2.	Wofford	14	221 15.8
3.	Samford	13	204 15.7
4.	Furman	14	207 14.8
5.	VMI	13	175 13.5
6.	Chattanooga	13	174 13.4
7.	The Citadel	13	166 12.8
8.	UNC Greensboro	13	161 12.4
9.	Mercer	13	159 12.2
10.	Western Carolina	14	161 11.5

STEALS	G	No.	Avg/G
1.	UNC Greensboro	13	124 9.5
2.	Furman	14	123 8.8
3.	Samford	13	100 7.7
4.	ETSU	14	107 7.6
5.	Mercer	13	88 6.8
6.	Wofford	14	89 6.4
7.	The Citadel	13	81 6.2
8.	VMI	13	80 6.2
9.	Western Carolina	14	55 3.9
10.	Chattanooga	13	48 3.7

TURNOVER MARGIN	G	Team	Avg.	Opp.	Avg.	Margin
1.	UNC Greensboro	13	153	11.8	229	17.6 +5.8
2.	Wofford	14	153	10.9	197	14.1 +3.1
3.	Mercer	13	155	11.9	184	14.2 +2.2
4.	Furman	14	190	13.6	200	14.3 +0.7
5.	ETSU	14	179	12.8	186	13.3 +0.5
6.	The Citadel	13	171	13.2	168	12.9 -0.2
	Samford	13	180	13.8	177	13.6 -0.2
8.	VMI	13	183	14.1	160	12.3 -1.8
9.	Chattanooga	13	161	12.4	127	9.8 -2.6
10.	Western Carolina	14	245	17.5	142	10.1 -7.4

ASSIST/TURNOVER RATIO	G	Ast.	Avg.	T/O	Avg.	Ratio
1.	Wofford	14	221	15.8	153	10.9 1.4
2.	ETSU	14	230	16.4	179	12.8 1.3
3.	Samford	13	204	15.7	180	13.8 1.1
4.	Furman	14	207	14.8	190	13.6 1.1
5.	Chattanooga	13	174	13.4	161	12.4 1.1
6.	UNC Greensboro	13	161	12.4	153	11.8 1.1
7.	Mercer	13	159	12.2	155	11.9 1.0
8.	The Citadel	13	166	12.8	171	13.2 1.0
9.	VMI	13	175	13.5	183	14.1 1.0
10.	Western Carolina	14	161	11.5	245	17.5 0.7

OFFENSIVE REBOUNDS	G	No.	Avg/G
1.	ETSU	14	178 12.7
2.	UNC Greensboro	13	165 12.7
3.	Western Carolina	14	141 10.1
4.	Wofford	14	140 10.0
5.	Furman	14	136 9.7
6.	Mercer	13	125 9.6
	The Citadel	13	125 9.6
8.	VMI	13	115 8.8
9.	Samford	13	109 8.4
10.	Chattanooga	13	104 8.0

DEFENSIVE REBOUNDS	G	No.	Avg/G
1.	Samford	13	344 26.5
2.	Western Carolina	14	354 25.3
3.	VMI	13	328 25.2
4.	ETSU	14	352 25.1
5.	Furman	14	349 24.9
6.	The Citadel	13	313 24.1
7.	Chattanooga	13	310 23.8
8.	Wofford	14	331 23.6
9.	Mercer	13	293 22.5
10.	UNC Greensboro	13	291 22.4

DEFENSIVE REB PCT.	G	D-Reb	Opp. OR	D-Reb%
1.	ETSU	14	352	109 .764
2.	Wofford	14	331	108 .754
3.	VMI	13	328	119 .734
4.	Western Carolina	14	354	137 .721
5.	UNC Greensboro	13	291	124 .701
6.	Chattanooga	13	310	134 .698
7.	Furman	14	349	152 .697
8.	Samford	13	344	152 .694
9.	The Citadel	13	313	147 .680
10.	Mercer	13	293	156 .653

OFFENSIVE REB PCT.	G	O-Reb	Opp. DR	O-Reb%
1.	ETSU	14	178	302 .371
2.	UNC Greensboro	13	165	320 .340
3.	Wofford	14	140	273 .339
4.	Western Carolina	14	141	317 .308
5.	Furman	14	136	328 .293
6.	Mercer	13	125	316 .283
7.	Samford	13	109	323 .252
8.	The Citadel	13	125	389 .243
9.	Chattanooga	13	104	328 .241
10.	VMI	13	115	369 .238

2018-19 Southern Conference
CONFERENCE BASKETBALL STATISTICS
Through games of Feb 15, 2019 (Conference games only)

3-POINT FG MADE	G	No.	Avg/G
1. Wofford	14	154	11.0
2. The Citadel	13	133	10.2
3. Furman	14	137	9.8
4. Chattanooga	13	123	9.5
VMI	13	123	9.5
6. Western Carolina	14	126	9.0
7. Samford	13	112	8.6
8. ETSU	14	114	8.1
9. UNC Greensboro	13	100	7.7
10. Mercer	13	90	6.9

2018-19 Southern Conference
CONFERENCE BASKETBALL STATISTICS
Through games of Feb 15, 2019 (Conference games only)

Team	Conference	Pct.	PF	PA	Overall	Pct.	PF	PA	Current unbeaten streak
Wofford	14-0	1.000	84.4	68.8	14-0	1.000	84.4	68.8	Wofford -- 14
UNC Greensboro	11-2	.846	76.1	69.1	11-2	.846	76.1	69.1	Furman -- 5
ETSU	10-4	.714	79.4	73.3	10-4	.714	79.4	73.3	ETSU -- 1
Furman	10-4	.714	75.2	66.8	10-4	.714	75.2	66.8	Mercer -- 1
Chattanooga	6-7	.462	72.7	77.5	6-7	.462	72.7	77.5	Samford -- 1
Samford	5-8	.385	80.3	80.4	5-8	.385	80.3	80.4	
Mercer	4-9	.308	73.1	75.2	4-9	.308	73.1	75.2	
The Citadel	3-10	.231	74.2	85.7	3-10	.231	74.2	85.7	
Western Carolina	3-11	.214	72.7	80.9	3-11	.214	72.7	80.9	
VMI	1-12	.077	73.4	85.5	1-12	.077	73.4	85.5	

TEAM SUMMARIES	G	PF-PA	Avg score	Margin	FG-FGA	Pct.	3FG-FGA	Pct.	FT-FTA	Pct.	RebF	RebA	Margin
Chattanooga	13	945-1007	72.7-77.5	-4.8	341-735	.464	123-320	.384	140-197	.711	414	462	-3.7
ETSU	14	1111-1026	79.4-73.3	+6.1	423-865	.489	114-307	.371	151-231	.654	530	411	+8.5
Furman	14	1053-935	75.2-66.8	+8.4	379-814	.466	137-388	.353	158-220	.718	485	480	+0.4
Mercer	13	950-978	73.1-75.2	-2.2	332-732	.454	90-272	.331	196-280	.700	418	472	-4.2
Samford	13	1044-1045	80.3-80.4	-0.1	374-766	.488	112-275	.407	184-255	.722	453	475	-1.7
The Citadel	13	964-1114	74.2-85.7	-11.5	346-834	.415	133-428	.311	139-198	.702	438	536	-7.5
UNC Greensboro	13	989-898	76.1-69.1	+7.0	358-811	.441	100-301	.332	173-246	.703	456	444	+0.9
VMI	13	954-1112	73.4-85.5	-12.2	338-785	.431	123-353	.348	155-220	.705	443	488	-3.5
Western Carolina	14	1018-1132	72.7-80.9	-8.1	348-763	.456	126-344	.366	196-279	.703	495	454	+2.9
Wofford	14	1182-963	84.4-68.8	+15.6	425-831	.511	154-352	.438	178-256	.695	471	381	+6.4

ATTENDANCE	Home	Average	Away	Average	Neutral	Average	Total	Average
Chattanooga	7-25744	3678	6-14305	2384	0-0	0	13-40049	3081
ETSU	7-34388	4913	7-16629	2376	0-0	0	14-51017	3644
Furman	7-14495	2071	7-19557	2794	0-0	0	14-34052	2432
Mercer	6-15853	2642	7-11562	1652	0-0	0	13-27415	2109
Samford	6-6572	1095	7-17613	2516	0-0	0	13-24185	1860
The Citadel	6-9559	1593	7-22525	3218	0-0	0	13-32084	2468
UNC Greensboro	7-18676	2668	6-14314	2386	0-0	0	13-32990	2538
VMI	6-6069	1012	7-18214	2602	0-0	0	13-24283	1868
Western Carolina	7-11607	1658	7-16194	2313	0-0	0	14-27801	1986
Wofford	8-22319	2790	6-14369	2395	0-0	0	14-36688	2621
Totals	67-165282	2467	67-165282	2467	0-0	0	134-330564	2467

2018-19 Southern Conference
INDIVIDUAL BASKETBALL STATISTICS
Through games of Feb 15, 2019 (Conference games only)

To be ranked, a player must appear in at least 75.0% of their team's games.

SCORING							REBOUNDING						
	Cl	G	FG	3FG	FT	Pts Avg/G		Cl	G	Off	Def	Total	Avg/G
1. Fletcher Magee-WOF	Sr	14	96	69	49	310 22.1	1. Carlos Dotson-WCU	Jr	13	49	92	141	10.8
2. Lew Stallworth-CIT	Sr	13	103	17	38	261 20.1	2. Jeromy Rodriguez-ETSU	Jr	14	45	103	148	10.6
3. Ross Cummings-MER	So	13	75	44	60	254 19.5	3. Matt Rafferty-FUR	Sr	14	37	90	127	9.1
4. Bubba Parham-VMI	So	13	78	42	49	247 19.0	4. Ruben Guerrero-SAM	Sr	13	38	68	106	8.2
5. Matt Rafferty-FUR	Sr	14	91	6	68	256 18.3	5. Mladen Armus-ETSU	So	14	35	76	111	7.9
6. Isaiah Miller-UNCG	So	13	93	14	27	227 17.5	6. Keve Aluma-WOF	So	14	40	65	105	7.5
7. Josh Sharkey-SAM	Jr	13	79	11	53	222 17.1	7. Robert Allen-SAM	Fr	13	23	73	96	7.4
8. Jordan Lyons-FUR	Jr	14	83	40	22	228 16.3	8. Garrett Gilkeson-VMI	Jr	13	27	68	95	7.3
9. Kevin Easley-UTC	Fr	13	75	26	30	206 15.8	9. James Dickey-UNCG	Jr	11	32	48	80	7.3
10. Francis Alonso-UNCG	Sr	13	64	32	44	204 15.7	10. Zane Najdawi-CIT	Sr	13	26	67	93	7.2
11. Carlos Dotson-WCU	Jr	13	79	0	35	193 14.8	11. Cameron Jackson-WOF	Sr	14	35	64	99	7.1
12. Kameron Gibson-WCU	Fr	14	77	36	17	207 14.8	12. Kevin Easley-UTC	Fr	13	22	65	87	6.7
13. Brandon Austin-SAM	Jr	13	63	40	25	191 14.7	13. Clay Mounce-FUR	So	14	27	59	86	6.1
14. Cameron Jackson-WOF	Sr	14	74	3	52	203 14.5	14. Onno Steger-WCU	Jr	14	20	64	84	6.0
15. Zane Najdawi-CIT	Sr	13	68	18	32	186 14.3	15. Hayden Brown-CIT	So	11	28	35	63	5.7
16. Onno Steger-WCU	Jr	14	59	32	45	195 13.9	16. Eric Hamilton-UNCG	Jr	13	27	45	72	5.5
17. Patrick Good-ETSU	So	14	57	47	28	189 13.5	17. Brandon Austin-SAM	Jr	13	6	63	69	5.3
18. Ethan Stair-MER	Jr	13	62	21	29	174 13.4	Ethan Stair-MER	Jr	13	19	50	69	5.3
19. Nathan Hoover-WOF	Jr	14	61	32	25	179 12.8	19. Fardaws Aimaq-MER	Fr	11	26	32	58	5.3
20. Ruben Guerrero-SAM	Sr	13	72	0	22	166 12.8	20. Ramon Vila-UTC	So	12	18	45	63	5.3
21. Donovan Toatley-UTC	Fr	12	52	13	34	151 12.6							
22. Myron Gordon-SAM	Jr	13	50	17	41	158 12.2							
23. Jeromy Rodriguez-ETSU	Jr	14	69	0	26	164 11.7							
24. Robert Allen-SAM	Fr	13	52	13	33	150 11.5							
Myles Lewis-VMI	So	13	64	0	22	150 11.5							
26. Ramon Vila-UTC	So	12	55	2	23	135 11.3							
27. Jaylen Stowe-MER	Sr	13	52	3	31	138 10.6							
28. Clay Mounce-FUR	So	14	54	20	19	147 10.5							
29. Garrett Gilkeson-VMI	Jr	13	46	19	25	136 10.5							
30. Matt Halvorsen-WCU	So	14	35	27	42	139 9.9							

FIELD GOAL PCT						ASSISTS			
	Cl	G	FGM	FGA	Pct.		Cl	G	No. Avg/G
1. Matt Rafferty-FUR	Sr	14	91	148	.615	1. Josh Sharkey-SAM	Jr	13	123 9.5
2. Carlos Dotson-WCU	Jr	13	79	132	.598	2. Lew Stallworth-CIT	Sr	13	69 5.3
3. Ruben Guerrero-SAM	Sr	13	72	124	.581	3. Demetrius Troy-UNCG	Sr	13	54 4.2
4. Cameron Jackson-WOF	Sr	14	74	129	.574	4. Bubba Parham-VMI	So	13	50 3.8
5. Lew Stallworth-CIT	Sr	13	103	202	.510	5. Matt Rafferty-FUR	Sr	14	52 3.7
6. Isaiah Miller-UNCG	So	13	93	184	.505	6. Marcus Cohen-MER	So	12	44 3.7
7. Ross Cummings-MER	So	13	75	156	.481	7. Alex Hunter-FUR	So	14	49 3.5
8. Zane Najdawi-CIT	Sr	13	68	143	.476	8. Garrett Gilkeson-VMI	Jr	13	44 3.4
9. Kameron Gibson-WCU	Fr	14	77	164	.470	9. Cameron Jackson-WOF	Sr	14	45 3.2
10. Kevin Easley-UTC	Fr	13	75	160	.469	10. Isaiah Tisdale-ETSU	Jr	14	42 3.0
11. Fletcher Magee-WOF	Sr	14	96	212	.453	11. Bo Hodges-ETSU	So	14	41 2.9
12. Josh Sharkey-SAM	Jr	13	79	176	.449	Matt Halvorsen-WCU	So	14	41 2.9
13. Jordan Lyons-FUR	Jr	14	83	195	.426	13. David Jean-Baptiste-UTC	So	12	33 2.8
14. Bubba Parham-VMI	So	13	78	186	.419	14. Storm Murphy-WOF	So	14	38 2.7
						15. Donovan Toatley-UTC	Fr	12	32 2.7

2018-19 Southern Conference
INDIVIDUAL BASKETBALL STATISTICS
Through games of Feb 15, 2019 (Conference games only)

FREE THROW PCT		Cl	G	FTM	FTA	Pct.
1.	Fletcher Magee-WOF	Sr	14	49	53	.925
2.	Matt Halvorsen-WCU	So	14	42	46	.913
3.	Ross Cummings-MER	So	13	60	68	.882
4.	Onno Steger-WCU	Jr	14	45	53	.849
5.	Francis Alonso-UNCG	Sr	13	44	52	.846
6.	Myron Gordon-SAM	Jr	13	41	50	.820
7.	Matt Rafferty-FUR	Sr	14	68	83	.819
8.	Bubba Parham-VMI	So	13	49	66	.742
9.	Josh Sharkey-SAM	Jr	13	53	72	.736
10.	Robert Allen-SAM	Fr	13	33	45	.733
11.	Lew Stallworth-CIT	Sr	13	38	53	.717
12.	Donovann Toatley-UTC	Fr	12	34	49	.694
13.	Cameron Jackson-WOF	Sr	14	52	88	.591
14.	Carlos Dotson-WCU	Jr	13	35	72	.486

STEALS		Cl	G	No.	Avg/G
1.	Matt Rafferty-FUR	Sr	14	47	3.4
2.	Isaiah Miller-UNCG	So	13	42	3.2
3.	Josh Sharkey-SAM	Jr	13	38	2.9
4.	Ethan Stair-MER	Jr	13	25	1.9
5.	Cameron Jackson-WOF	Sr	14	26	1.9
6.	James Dickey-UNCG	Jr	11	17	1.5
7.	Garrett Gilkeson-VMI	Jr	13	18	1.4
8.	Myles Lewis-VMI	So	13	17	1.3
	Brandon Austin-SAM	Jr	13	17	1.3
	Francis Alonso-UNCG	Sr	13	17	1.3
11.	Jordan Lyons-FUR	Jr	14	18	1.3
12.	Bo Hodges-ETSU	So	14	17	1.2
13.	Zane Najdawi-CIT	Sr	13	15	1.2
14.	Jeromy Rodriguez-ETSU	Jr	14	16	1.1
15.	Hayden Brown-CIT	So	11	12	1.1

3-POINT FG PCT		Cl	G	3FG	FGA	Pct.
1.	Kevin Nolan-SAM	So	10	15	26	.577
2.	Storm Murphy-WOF	So	14	22	39	.564
3.	Fletcher Magee-WOF	Sr	14	69	156	.442
4.	Andrew Brown-FUR	Sr	13	22	50	.440
5.	Nathan Hoover-WOF	Jr	14	32	73	.438
6.	Patrick Good-ETSU	So	14	47	108	.435
7.	Brandon Austin-SAM	Jr	13	40	92	.435
8.	Kevin Easley-UTC	Fr	13	26	60	.433
9.	David Jean-Baptiste-UTC	So	12	21	49	.429
10.	Ross Cummings-MER	So	13	44	103	.427
11.	Jake Stephens-VMI	Fr	13	25	61	.410
12.	Kameron Gibson-WCU	Fr	14	36	89	.404
13.	Ethan Stair-MER	Jr	13	21	55	.382
14.	Onno Steger-WCU	Jr	14	32	85	.376
15.	Bubba Parham-VMI	So	13	42	113	.372

3-POINT FG MADE		Cl	G	3FG	Avg/G
1.	Fletcher Magee-WOF	Sr	14	69	4.9
2.	Ross Cummings-MER	So	13	44	3.4
3.	Patrick Good-ETSU	So	14	47	3.4
4.	Bubba Parham-VMI	So	13	42	3.2
5.	Brandon Austin-SAM	Jr	13	40	3.1
6.	Jordan Lyons-FUR	Jr	14	40	2.9
7.	Kameron Gibson-WCU	Fr	14	36	2.6
8.	Matt Frierson-CIT	Sr	12	30	2.5
9.	Francis Alonso-UNCG	Sr	13	32	2.5
10.	Nathan Hoover-WOF	Jr	14	32	2.3
	Onno Steger-WCU	Jr	14	32	2.3
12.	Kevin Easley-UTC	Fr	13	26	2.0
13.	Matt Halvorsen-WCU	So	14	27	1.9
14.	Jake Stephens-VMI	Fr	13	25	1.9
	Kaiden Rice-CIT	So	13	25	1.9

BLOCKED SHOTS		Cl	G	No.	Avg/G
1.	Ruben Guerrero-SAM	Sr	13	34	2.6
2.	James Dickey-UNCG	Jr	11	24	2.2
3.	Zane Najdawi-CIT	Sr	13	18	1.4
4.	Cameron Jackson-WOF	Sr	14	19	1.4
5.	Mladen Armus-ETSU	So	14	17	1.2
	Clay Mounce-FUR	So	14	17	1.2
	Noah Gurley-FUR	Fr	14	17	1.2
8.	Lucas N'Guessan-ETSU		13	13	1.0
9.	Keve Aluma-WOF	So	14	13	0.9
10.	Ramon Vila-UTC	So	12	11	0.9
11.	Matt Rafferty-FUR	Sr	14	12	0.9
12.	Kyrin Galloway-UNCG	Jr	13	11	0.8
13.	Fardaws Aimaq-MER	Fr	11	9	0.8
14.	Robert Allen-SAM	Fr	13	9	0.7
	Jake Stephens-VMI	Fr	13	9	0.7
	Carlos Dotson-WCU	Jr	13	9	0.7

ASSIST/TURNOVER RATIO		Cl	G	Ast.	T/O	Ratio
1.	Isaiah Tisdale-ETSU	Jr	14	42	11	3.8
2.	Alex Hunter-FUR	So	14	49	16	3.1
3.	Demetrius Troy-UNCG	Sr	13	54	26	2.1
4.	Cameron Jackson-WOF	Sr	14	45	26	1.7
5.	Matt Rafferty-FUR	Sr	14	52	31	1.7
6.	Josh Sharkey-SAM	Jr	13	123	74	1.7
7.	Marcus Cohen-MER	So	12	44	28	1.6
8.	Garrett Gilkeson-VMI	Jr	13	44	29	1.5
9.	Lew Stallworth-CIT	Sr	13	69	47	1.5
10.	Bubba Parham-VMI	So	13	50	44	1.1

2018-19 Southern Conference
INDIVIDUAL BASKETBALL STATISTICS
Through games of Feb 15, 2019 (Conference games only)

OFFENSIVE REBOUNDS	Cl	G	No.	Avg/G
1. Carlos Dotson-WCU	Jr	13	49	3.8
2. Jeromy Rodriguez-ETSU	Jr	14	45	3.2
3. Ruben Guerrero-SAM	Sr	13	38	2.9
4. James Dickey-UNCG	Jr	11	32	2.9
5. Keve Aluma-WOF	So	14	40	2.9
6. Matt Rafferty-FUR	Sr	14	37	2.6
7. Hayden Brown-CIT	So	11	28	2.5
8. Mladen Armus-ETSU	So	14	35	2.5
Cameron Jackson-WOF	Sr	14	35	2.5
10. Fardaws Aimaq-MER	Fr	11	26	2.4
11. Garrett Gilkeson-VMI	Jr	13	27	2.1
Eric Hamilton-UNCG	Jr	13	27	2.1
13. Chevez Goodwin-WOF	So	14	29	2.1
14. Zane Najdawi-CIT	Sr	13	26	2.0
15. Clay Mounce-FUR	So	14	27	1.9

DEFENSIVE REBOUNDS	Cl	G	No.	Avg/G
1. Jeromy Rodriguez-ETSU	Jr	14	103	7.4
2. Carlos Dotson-WCU	Jr	13	92	7.1
3. Matt Rafferty-FUR	Sr	14	90	6.4
4. Robert Allen-SAM	Fr	13	73	5.6
5. Mladen Armus-ETSU	So	14	76	5.4
6. Ruben Guerrero-SAM	Sr	13	68	5.2
Garrett Gilkeson-VMI	Jr	13	68	5.2
8. Zane Najdawi-CIT	Sr	13	67	5.2
9. Kevin Easley-UTC	Fr	13	65	5.0
10. Brandon Austin-SAM	Jr	13	63	4.8
11. Keve Aluma-WOF	So	14	65	4.6
12. Cameron Jackson-WOF	Sr	14	64	4.6
Onno Steger-WCU	Jr	14	64	4.6
14. James Dickey-UNCG	Jr	11	48	4.4
15. Clay Mounce-FUR	So	14	59	4.2

MINUTES PLAYED	Cl	G	No.	Avg/G
1. Josh Sharkey-SAM	Jr	13	482	37.1
2. Ross Cummings-MER	So	13	472	36.3
3. Matt Halvorsen-WCU	So	14	506	36.1
4. Bubba Parham-VMI	So	13	457	35.2
5. Ethan Stair-MER	Jr	13	456	35.1
6. Lew Stallworth-CIT	Sr	13	445	34.2
7. Matt Rafferty-FUR	Sr	14	475	33.9
8. Garrett Gilkeson-VMI	Jr	13	437	33.6
9. Alex Hunter-FUR	So	14	470	33.6
10. Brandon Austin-SAM	Jr	13	435	33.5

2018-19 Southern Conference
Conference Team Highs
Through games of Feb 15, 2019 (Conference games only)

TEAM HIGHS (highest totals made by)

Points	112	Wofford vs The Citadel (01/03/19)
	107	Wofford vs Samford (01/24/19)
	106	Samford at Wofford (01/24/19)
	105	Western Carolina at Chattanooga (01/31/19)
	101	Furman vs The Citadel (01/05/19)
Margin	38 (99-61)	Wofford at The Citadel (02/02/19)
	32 (89-57)	Furman at VMI (01/10/19)
	31 (112-81)	Wofford vs The Citadel (01/03/19)
	30 (91-61)	Furman vs ETSU (02/09/19)
	29 (72-43)	Wofford at UNC Greensboro (01/10/19)
Field goals made	43	Wofford vs The Citadel (01/03/19)
	41	Wofford vs Samford (01/24/19)
	40	ETSU at The Citadel (01/10/19)
	38	Samford at Wofford (01/24/19)
	37	Furman vs The Citadel (01/05/19)
Field goal attempts	80	Western Carolina at Furman (12/01/18)
	79	Furman vs The Citadel (01/05/19)
	79	The Citadel vs Western Carolina (01/12/19)
	78	VMI vs Samford (02/09/19)
	75	The Citadel vs ETSU (01/10/19)
Field goal percentage	.672 (43-64)	Wofford vs The Citadel (01/03/19)
	.667 (38-57)	Samford at Wofford (01/24/19)
	.640 (32-50)	Furman vs ETSU (02/09/19)
	.610 (36-59)	ETSU vs Chattanooga (01/05/19)
	.603 (35-58)	Samford vs Western Carolina (02/02/19)
3-Pt FG made	20	Wofford at The Citadel (02/02/19)
	17	The Citadel at Samford (01/17/19)
	17	Wofford vs Samford (01/24/19)
	17	The Citadel at ETSU (02/14/19)
	15	Wofford vs The Citadel (01/03/19)
	15	Furman at VMI (01/10/19)
	15	Wofford vs VMI (02/14/19)
3-Pt FG attempts	46	The Citadel at Samford (01/17/19)
	43	The Citadel at Furman (01/05/19)
	43	The Citadel vs Western Carolina (01/12/19)
	42	VMI vs Samford (02/09/19)
	40	Furman at The Citadel (01/31/19)
3-Pt percentage	.733 (11-15)	Samford at Wofford (01/24/19)
	.667 (12-18)	Furman vs ETSU (02/09/19)
	.606 (20-33)	Wofford at The Citadel (02/02/19)
	.577 (15-26)	Wofford vs The Citadel (01/03/19)
	.560 (14-25)	Western Carolina at Chattanooga (01/31/19)
Free throws made	29	Mercer at UNC Greensboro (01/26/19)
	27	UNC Greensboro at Samford (12/22/18)
	27	Mercer at Samford (01/19/19)
	25	VMI at The Citadel (01/26/19)
	25	Western Carolina at Chattanooga (01/31/19)
Free throw attempts	36	UNC Greensboro at Samford (12/22/18)
	35	Mercer at Samford (01/19/19)
	33	Mercer at UNC Greensboro (01/26/19)
	32	Samford vs UNC Greensboro (12/22/18)
	32	Western Carolina at Chattanooga (01/31/19)
Free throw percentage	.950 (19-20)	Samford at Wofford (01/24/19)
	.941 (16-17)	Furman at VMI (01/10/19)
	.923 (12-13)	ETSU at Chattanooga (02/02/19)

	.917	(11-12)	ETSU at Mercer (01/12/19)
	.909	(20-22)	UNC Greensboro vs Chattanooga (12/29/18)
Rebounds	53		Furman vs Western Carolina (12/01/18)
	53		Furman vs The Citadel (01/05/19)
	50		ETSU at The Citadel (01/10/19)
	50		Western Carolina at The Citadel (01/12/19)
	50		ETSU at Mercer (01/12/19)
Assists	24		Wofford vs The Citadel (01/03/19)
	24		ETSU at The Citadel (01/10/19)
	23		Wofford at The Citadel (02/02/19)
	22		ETSU vs Chattanooga (01/05/19)
	22		Wofford vs Samford (01/24/19)
Steals	15		The Citadel vs Western Carolina (01/12/19)
	14		UNC Greensboro vs Mercer (01/26/19)
	13		UNC Greensboro vs Samford (02/07/19)
	13		Furman vs UNC Greensboro (02/14/19)
	12		UNC Greensboro at ETSU (01/19/19)
	12		Furman vs Chattanooga (01/24/19)
	12		ETSU at Western Carolina (01/26/19)
	12		UNC Greensboro at Chattanooga (02/09/19)
Blocked shots	10		Furman vs UNC Greensboro (02/14/19)
	9		UNC Greensboro vs Mercer (01/26/19)
	9		Samford vs ETSU (01/31/19)
	8		Furman vs Western Carolina (12/01/18)
	8		ETSU vs UNC Greensboro (01/19/19)
	8		ETSU vs The Citadel (02/14/19)
Turnovers	29		Western Carolina at The Citadel (01/12/19)
	24		Mercer at UNC Greensboro (01/26/19)
	22		VMI vs Wofford (01/12/19)
	22		Samford at UNC Greensboro (02/07/19)
	22		Western Carolina vs Furman (02/07/19)
	22		Chattanooga vs UNC Greensboro (02/09/19)
Fouls	26		Western Carolina at The Citadel (01/12/19)
	26		Chattanooga vs Western Carolina (01/31/19)
	25		UNC Greensboro vs Chattanooga (12/29/18)
	25		Samford vs Mercer (01/19/19)
	25		UNC Greensboro vs Mercer (01/26/19)

2018-19 Southern Conference
Conference Individual Highs
Through games of Feb 15, 2019 (Conference games only)

INDIVIDUAL PLAYER GAME HIGHS

Points	36		Ross Cummings (Mercer) vs Western Carolina (01/10/19)
	35		Patrick Good (ETSU) at Western Carolina (01/26/19)
	33		Bubba Parham (VMI) vs Western Carolina (01/19/19)
	32		Lew Stallworth (The Citadel) vs Western Carolina (01/12/19)
	32		Ross Cummings (Mercer) at Samford (01/19/19)
	32		Marcus Thomas (Western Carolina) at Chattanooga (01/31/19)
Field goals made	32		Fletcher Magee (Wofford) at ETSU (02/07/19)
	12		Carlos Dotson (Western Carolina) at Furman (12/01/18)
	12		Ross Cummings (Mercer) vs Western Carolina (01/10/19)
	12		Lew Stallworth (The Citadel) vs Western Carolina (01/12/19)
Field goal attempts	12		Patrick Good (ETSU) at Western Carolina (01/26/19)
	12		Marcus Thomas (Western Carolina) at Chattanooga (01/31/19)
	26		Jordan Lyons (Furman) vs Western Carolina (12/01/18)
	24		Fletcher Magee (Wofford) vs Samford (01/24/19)
Field goal percentage	21		Tray Boyd III (ETSU) vs Samford (01/03/19)
	21		Francis Alonso (UNC Greensboro) at Western Carolina (01/17/19)
	21		Bubba Parham (VMI) vs Western Carolina (01/19/19)
	.833	(10-12)	Jeromy Rodriguez (ETSU) at Furman (02/09/19)
	.818	(9-11)	Myron Gordon (Samford) vs Western Carolina (02/02/19)
	.800	(8-10)	Isaiah Miller (UNC Greensboro) at Samford (12/22/18)
3-Pt FG made	.800	(8-10)	Jeromy Rodriguez (ETSU) vs Furman (12/29/18)
	.800	(8-10)	Ramon Vila (Chattanooga) vs Samford (01/12/19)
	.800	(8-10)	Carlos Dotson (Western Carolina) vs UNC Greensboro (01/17/19)
	.800	(8-10)	Ruben Guerrero (Samford) at Wofford (01/24/19)
	11		Patrick Good (ETSU) at Western Carolina (01/26/19)
	8		Matt Frierson (The Citadel) at Samford (01/17/19)
	8		Fletcher Magee (Wofford) vs Western Carolina (02/09/19)
	7		Ross Cummings (Mercer) vs Western Carolina (01/10/19)
3-Pt FG attempts	7		Fletcher Magee (Wofford) vs Samford (01/24/19)
	7		Fletcher Magee (Wofford) at ETSU (02/07/19)
	7		Kaiden Rice (The Citadel) at ETSU (02/14/19)
	7		Bubba Parham (VMI) at Wofford (02/14/19)
	19		Fletcher Magee (Wofford) vs Samford (01/24/19)
	17		Jordan Lyons (Furman) vs Western Carolina (12/01/18)
	17		Patrick Good (ETSU) at Western Carolina (01/26/19)
3-Pt percentage	15		Matt Frierson (The Citadel) at Samford (01/17/19)
	15		Matt Frierson (The Citadel) at UNC Greensboro (01/24/19)
	15		Fletcher Magee (Wofford) at ETSU (02/07/19)
	15		Bubba Parham (VMI) vs Samford (02/09/19)
	1.000	(5-5)	Kevin Easley (Chattanooga) at Western Carolina (01/03/19)
	1.000	(5-5)	Andrew Brown (Furman) vs ETSU (02/09/19)
	.857	(6-7)	Marcus Thomas (Western Carolina) at Chattanooga (01/31/19)
	.833	(5-6)	Kevion Nolan (Samford) vs VMI (12/29/18)
Free throws made	.833	(5-6)	Ross Cummings (Mercer) at Chattanooga (01/17/19)
	.833	(5-6)	Angelo Allegri (UNC Greensboro) at ETSU (01/19/19)
	.833	(5-6)	Kameron Gibson (Western Carolina) vs ETSU (01/26/19)
	17		Francis Alonso (UNC Greensboro) at Samford (12/22/18)
	14		Onno Steger (Western Carolina) at Chattanooga (01/31/19)
Free throw attempts	12		Ross Cummings (Mercer) at Samford (01/19/19)
	11		Bubba Parham (VMI) at The Citadel (01/26/19)
	11		Donovann Toatley (Chattanooga) vs Western Carolina (01/31/19)
	21		Francis Alonso (UNC Greensboro) at Samford (12/22/18)
	15		Onno Steger (Western Carolina) at Chattanooga (01/31/19)
		14	Cameron Jackson (Wofford) vs Western Carolina (02/09/19)
		13	Lew Stallworth (The Citadel) at Mercer (02/09/19)

	12	Ross Cummings (Mercer) at Samford (01/19/19)
	12	Bubba Parham (VMI) at The Citadel (01/26/19)
	12	Donovann Toatley (Chattanooga) vs Western Carolina (01/31/19)
	12	Cameron Jackson (Wofford) at ETSU (02/07/19)
Free throw percentage	1.000 (12-12)	Ross Cummings (Mercer) at Samford (01/19/19)
	1.000 (10-10)	Matt Rafferty (Furman) at UNC Greensboro (01/12/19)
	1.000 (8-8)	Matt Halvorsen (Western Carolina) vs Chattanooga (01/03/19)
	1.000 (8-8)	Ross Cummings (Mercer) at UNC Greensboro (01/26/19)
	1.000 (8-8)	Fletcher Magee (Wofford) at The Citadel (02/02/19)
Rebounds	19	Jeromy Rodriguez (ETSU) vs Samford (01/03/19)
	18	Jeromy Rodriguez (ETSU) at Mercer (01/12/19)
	17	Mladen Armus (ETSU) vs Samford (01/03/19)
	17	Jeromy Rodriguez (ETSU) vs Wofford (02/07/19)
	15	Matt Rafferty (Furman) vs Western Carolina (12/01/18)
	15	Carlos Dotson (Western Carolina) vs Samford (01/05/19)
	15	James Dickey (UNC Greensboro) vs The Citadel (01/24/19)
Assists	16	Josh Sharkey (Samford) at Wofford (01/24/19)
	14	Josh Sharkey (Samford) at ETSU (01/03/19)
	12	Josh Sharkey (Samford) at Furman (01/26/19)
	12	Josh Sharkey (Samford) vs Western Carolina (02/02/19)
	10	Alex Hunter (Furman) vs Western Carolina (12/01/18)
	10	Josh Sharkey (Samford) vs Mercer (01/19/19)
	10	Lew Stallworth (The Citadel) at ETSU (02/14/19)
Steals	7	Matt Rafferty (Furman) at VMI (01/10/19)
	6	Josh Sharkey (Samford) vs UNC Greensboro (12/22/18)
	6	Isaiah Miller (UNC Greensboro) vs Chattanooga (12/29/18)
	6	Isaiah Miller (UNC Greensboro) at ETSU (01/19/19)
	6	Matt Rafferty (Furman) vs Chattanooga (01/24/19)
Blocked shots	8	Ruben Guerrero (Samford) vs ETSU (01/31/19)
	5	Noah Gurley (Furman) vs UNC Greensboro (02/14/19)
	4	Matt Rafferty (Furman) vs Western Carolina (12/01/18)
	4	Ruben Guerrero (Samford) vs VMI (12/29/18)
	4	James Dickey (UNC Greensboro) vs Furman (01/12/19)
	4	James Dickey (UNC Greensboro) at ETSU (01/19/19)
	4	Fardaws Aimaq (Mercer) at Samford (01/19/19)
	4	Clay Mounce (Furman) vs UNC Greensboro (02/14/19)
	4	James Dickey (UNC Greensboro) at Furman (02/14/19)
Turnovers	11	Josh Sharkey (Samford) at UNC Greensboro (02/07/19)
	8	Josh Sharkey (Samford) at ETSU (01/03/19)
	8	Josh Sharkey (Samford) at Wofford (01/24/19)
	8	Zane Najdawi (The Citadel) vs Furman (01/31/19)
	8	Josh Sharkey (Samford) vs ETSU (01/31/19)