

2018-2019

Southern Conference Men's Basketball



#SoConHoops

702 North Pine Street, Spartanburg, SC 29303 • 864-591-5100 • Fax: 864-591-3448

Phil Perry, Assistant Commissioner for Media Relations (MBK contact)

facebook.com/SouthernConference • twitter.com/SoConSports • instagram.com/SouthernConference

2018-19 SOUTHERN CONFERENCE BASKETBALL STANDINGS

	Conference					Overall					
	W-L	Pct.	H	A	ST	W-L	Pct.	H	A	N	ST
Wofford	15-0	1.000	9-0	6-0	W15	23-4	.852	15-1	8-3	0-0	W14
UNCG	11-3	.786	6-1	5-2	L2	22-5	.815	12-1	9-4	1-0	L2
Furman	11-4	.733	7-1	4-3	W6	22-5	.815	13-1	9-4	0-0	W6
ETSU	11-4	.733	6-2	5-2	W2	21-7	.750	12-2	8-5	1-0	W2
Samford	6-8	.429	4-3	2-5	W2	16-11	.593	11-4	5-7	0-0	W2
Chattanooga	6-8	.429	4-3	2-5	L2	11-16	.407	8-4	3-10	0-2	L2
Mercer	4-10	.286	2-4	2-6	L1	9-17	.346	7-5	2-11	0-1	L1
Western Carolina	4-11	.267	2-6	2-5	W1	7-21	.250	4-7	3-12	0-2	W1
The Citadel	3-11	.214	2-4	1-7	L2	11-14	.440	7-5	4-9	0-0	L2
VMI	1-13	.071	1-5	0-8	L7	7-19	.269	6-6	1-13	0-0	L7

UPCOMING SCHEDULE (ALL TIMES EASTERN)

Feb. 21 (Thursday)

*Chattanooga at The Citadel, 7 p.m. ESPN3
 *ETSU at VMI, 7 p.m. ESPN+
 *Samford at Mercer, 7 p.m. ESPN+
 *Western Carolina at UNCG, 7 p.m. ESPN+

Feb. 23 (Saturday)

*Samford at The Citadel, 1 p.m. Nexstar/ESPN3
 *Wofford at Furman, 4 p.m. ESPN3
 *Chattanooga at Mercer, 4 p.m. ESPN3
 *VMI at Western Carolina, 7:30 p.m. ESPN3

Nexstar affiliates for Feb. 23:

WYCW (Greenville/Spartanburg/Asheville)
 WJHL (Johnson City)
 WCBD (Charleston)

Feb. 24 (Sunday)

*ETSU at UNCG, 3 p.m. ESPN+

Feb. 28 (Thursday)

*UNCG at The Citadel, 7 p.m. ESPN+
 *Mercer at VMI, 7 p.m. ESPN3
 *Wofford at Chattanooga, 7 p.m. ESPN+
 *Furman at Samford, 7:30 p.m. ESPN+

March 2 (Saturday)

*The Citadel at VMI, 1 p.m. Nexstar/ESPN+
 *Furman at Chattanooga, 2 p.m. ESPN+
 *Wofford at Samford, 2 p.m. ESPN3
 *Western Carolina at ETSU, 4 p.m. ESPN+
 *UNCG at Mercer, 4:30 p.m. ESPN+

Nexstar affiliates for March 2:

WYCW (Greenville/Spartanburg/Asheville)
 WJHL (Johnson City)
 WCBD (Charleston)

SOCON PLAYER OF THE WEEK (2/19)

Matt Rafferty, Sr., F Furman

Rafferty posted a pair of double-doubles in home wins over UNC Greensboro and VMI, averaging 19.0 points, 10.0 rebounds, 4.5 assists and 2.5 steals per game. For the week, he shot 70.6 percent from the floor, making 12 of his 17 attempts. He was also 13-for-15 from the free-throw line (.867) and had a blocked shot in each contest.

Against the Spartans on Thursday, Rafferty notched 26 points, 10 rebounds, five steals and two assists as the Paladins snapped UNCG's eight-game win streak with a 67-57 triumph. Rafferty was 10-for-13 from the floor (.769), making his lone 3-point attempt, and 5-for-6 from the free-throw line (.833).

Two days later, the Hinsdale, Illinois, native scored 12 points and pulled down 10 boards, adding seven assists in 25 minutes of action as Furman dropped VMI 96-62. Rafferty was 2-for-4 from the floor and 8-for-9 from the line.



CONFERENCE NEWS AND NOTES

• Eight Southern Conference teams take the court Thursday jockeying for position in the league standings as the conference slate enters its final two weeks.

• Wofford downed second-place UNCG 80-50 Saturday to clinch at least a share of the regular-season SoCon title and the No. 1 seed in the upcoming Ingles SoCon Basketball Championship presented by General Shale. The regular-season title is the Terriers' first since 2014-15.

• UNCG has dropped two straight after its eight-game winning streak but it still alive for a share of the regular-season SoCon crown. The Spartans welcome Western Carolina on Thursday, looking to complete the season sweep of the Catamounts.

• The Spartans' Isaiah Miller has 78 steals this season, four shy of the school record and the No. 10 spot on the SoCon's single-season list, currently held by Courtney Eldridge (2000-01). Currently averaging 2.9 per game, he could become the first Spartan to lead the league in steals since Ricky Hickman in 2005-06 (2.8).

• The SoCon continues to have four teams ranked in the Collegelinsider.com Mid-Major Top 25, the most of any conference. Wofford remains No. 2, while Furman jumped three spots to No. 11 and UNCG dropped nine spots to No. 12 after losses at Wofford and Furman. ETSU climbed on spot to No. 14. Wofford continues to receive votes in both the Associated Press Top 25 and USA Today Coaches Top 25, while Furman is receiving votes in the coaches' poll.

• The SoCon has four teams with at least 20 wins for the third straight season. ETSU is the first SoCon team to post four consecutive 20-win seasons since Davidson turned in five straight from 2004-09.

• Western Carolina hit 19 3-pointers in its 103-82 win over The Citadel on Saturday, falling one shy of the school record. Onno Steger and Matt Halvorsen hit six each.

• The Citadel's Lew Stallworth scored a career-high 37 points in the Bulldogs' loss at Western Carolina.

• VMI sophomore guard Bubba Parham leads the SoCon in scoring at 20.7 points per game and has scored at least 30 six times this season. The last SoCon player of to score 30 seven times in a season was College of Charleston's Andrew Goudelock, who did it in 2010-11.

• Samford junior guard Josh Sharkey had 27 points and seven assists in the Bulldogs' 80-76 overtime win over Chattanooga on Saturday. Sharkey leads the SoCon with 7.7 assists per game and has 208 total, ranking third in NCAA Division I in both categories.

• Mercer junior guard Ross Cummings and Wofford senior guard Fletcher Magee are the only players in the SoCon to rank in the top 10 in the league in field-goal percentage, free-throw percentage and 3-point field-goal percentage.

For additional notes, see page 2

CONFERENCE NEWS AND NOTES

• Chattanooga's Kevin Easley scored 15 points in the Mocs' 80-76 overtime loss to Samford on Saturday, matching Keith Parker's (1977-78) UTC freshman scoring record of 398 points. Easley, who now owns Chattanooga's freshman rebounding (175) and 3-pointers (46), is the top-scoring freshman in the league at 14.7 points per game.

• Jerry Johnson Jr. matched his career high with 26 points for the Mocs in the loss. He hit eight 3-pointers on the night, falling one short of the school record.

• Wofford ran its winning streak to 14 games and its SoCon record to 15-0 with its 80-50 win over UNCG on Saturday. Fletcher Magee scored a game-high 26 points on his Senior Night, hitting seven 3-pointers to push his NCAA Division I-leading total to 121 on the year. He also moved up one spot to seventh on the SoCon's career scoring list, pushing his total to 2,350 points and passing Marshall's John Taft, who scored 2,332 points from 1987-91. Magee is now 73 points shy of VMI's Gay Elmore (1983-87).

• Much has been made of Magee's 3-point prowess, but he's also among the all-time greats in free-throw shooting. In addition to being the SoCon's career leader with a 91.0 percentage, he ranks sixth in DI history.

• Wofford's 15 consecutive SoCon regular-season wins are good for the seventh-best streak in league history.

• The Terriers are third in NCAA Division I with a +17.4 scoring margin, trailing only Gonzaga (+25.0) and Duke (+20.3).

• Wofford's 3-point field-goal percentage of 42.0 is second in Division I this season and would rank as the fourth-best in a season in SoCon history.

• Furman downed VMI 96-62 on Saturday, matching last year's school record with its 22nd regular-season win. The Paladins have three more chances to extend that record.

• Samford's Ruben Guerrero (8.3 rebounds per game, 2.2 blocked shots per game) and Robert Allen (7.6 rbg, 0.8 bpg) are controlling the paint like no other duo in the league, as they are the only teammates in the SoCon to rank in the top 10 in the league in both rebounding and blocked shots. Guerrero ranks fourth in the SoCon in rebounding and first in blocked shots, while Allen ranks sixth and 10th in those categories, respectively.

• In league games, Western Carolina's Carlos Dotson leads the SoCon in rebounding with 10.4 per contest. Seven of his 11 double-doubles this year have come in conference play.

• Citadel senior Matt Frierson became the school's career leader in 3-pointers on Jan. 24. With 307 now to his credit, he sits seventh in SoCon history, five back of sixth-place Karl Cochran of Wofford, who hit 312 from 2011-15.

• Frierson is perfect at the free-throw line this season at 35-for-35 but has not made enough to qualify for the SoCon or NCAA statistical rankings.

• UNCG senior guard Francis Alonso has 1,953 career points to his credit and is vying to become just the second 2,000-point scorer in school history. Kyle Hines (2004-08) holds the program record with 2,187 points.

• The Spartans are second in DI with a turnover margin of +5.6 this season.

• Furman senior forward Matt Rafferty has a field-goal percentage of 63.5 percent this season. That mark would rank eighth in a season in SoCon history.

• ETSU leads DI in rebounding margin at +11.8 per game and total rebounds at 1,150. Since 1984-85, just one SoCon team has posted a double-digit rebounding margin for a season, when Chattanooga posted a +10.8 differential in 2004-05.

• ETSU redshirt junior forward Jeremy Rodriguez is fifth in DI with 312 total rebounds and is seventh with 11.1 per game. Rodriguez, who is scoring at a clip of 11.8 points per game, is in position to be the first SoCon player to average a double-double for the season since UNCG's Ben Stywall averaged 14.3 points and 10.4 rebounds per game in 2009-10. Rodriguez is 15th in DI with 13 double-doubles so far this season.

• Rodriguez is just the fifth SoCon player in the last 10 years to collect at least 300 total rebounds in a season. He is on pace for 356, which would be the most by a SoCon player since Appalachian State's Tony Search had 359 in 1977-78.

• With 134 career victories, UNCG coach Wes Miller is four wins shy of entering the SoCon's career top 25. The Spartans have at least seven more contests on the schedule this season. Wofford coach Mike Young is second in SoCon history with 292 wins.

• With 987 career points to his credit, Wofford junior Nathan Hoover is just 13 points from reaching 1,000 for his career. He is vying to join teammates Fletcher Magee (2,325) and Cameron Jackson (1,288) in the 1,000-point club.

• The Citadel also has a pair of active teammates who have surpassed the 1,000-point plateau in Zane Najdawi (1,551) and Matt Frierson (1,084).

SoCon PLAYERS OF THE WEEK

Nov. 13..... Josh Sharkey, Jr., G, SAM
 Nov. 20..... Jordan Lyons, Jr., G, FUR
 Nov. 27..... Lew Stallworth, Gr., G, CIT
 Dec. 4..... Lew Stallworth, Gr., G, CIT
 Dec. 11..... Jeremy Rodriguez, R-Jr., F, ETSU
 Dec. 18..... Matt Rafferty, Sr., F, FUR
 Dec. 24..... Francis Alonso, Sr., G, UNCG
 Dec. 31..... Jeremy Rodriguez, R-Jr., F, ETSU
 Jan. 8..... Matt Rafferty, Sr., F, FUR
 Jan. 15..... Ross Cummings, Jr., G, MER
 Jan. 22..... Kevin Easley, Fr., F, UTC
 Jan. 29..... Patrick Good, R-So., G, ETSU
 Feb. 5..... Onno Steger, Jr., F, WCU
 Feb. 12..... Fletcher Magee, Sr., G, WOF
 Feb. 19..... Matt Rafferty, Sr., F, FUR
 Feb. 26.....

SoCon PLAYERS OF THE MONTH

November..... Matt Rafferty, Sr., F, FUR
 December..... Cameron Jackson, Sr., F, ETSU
 January..... Fletcher Magee, Sr., G, WOF
 February.....

SoCon STUDENT-ATHLETE OF THE WEEK

Jan. 2..... Zane Najdawi, Sr., F, CIT
 Jan. 9..... Mladen Armus, So., F, ETSU
 Feb. 6..... Onno Steger, Jr., F, WCU

Did you know?

• Wofford's Fletcher Magee was named the SoCon player of the month for January. The monthly award was the fourth of Magee's career, which trails only Davidson's Stephen Curry, who earned the honor eight times from 2006-09, and UNCG's Kyle Hines, who was recognized five times from 2004-08. Magee is one of just nine players to have earned multiple monthly honors since the award was introduced in 2004-05.

• Western Carolina's 105 points against Chattanooga on Jan. 31 were its most against a Division I opponent since Feb. 21, 2015, when it fell 113-111 in double overtime to VMI. The 105 points were the Catamounts' most in a regulation game against a DI opponent since a 125-104 win over Marshall on Feb. 5, 1996.

• Samford went 11-for-15 from 3-point range in a 107-106 loss at Wofford on Jan. 24, with its 73.3 percent shooting from long range good for the fifth-best single-game mark in SoCon history.

• UNCG coach Wes Miller became the winningest coach in school history earlier this season, as the Spartans' 85-72 win over Chattanooga on Dec. 29 was the 125th of his career.

• Furman's Matt Rafferty and The Citadel's Matt Frierson both reached 1,000 points for their careers on Jan. 3. They joined The Citadel's Zane Najdawi, UNCG's Francis Alonso and Wofford's Cameron Jackson and Fletcher Magee as active SoCon players with 1,000 or more career points.

• Furman's 12-0 start to the season was the best for a SoCon team since Lefty Driesell's 1963-64 Davidson squad opened 15-0 en route to a 22-4 campaign.

• VMI sophomore guard Bubba Parham scored at least 30 points in four straight contests from Nov. 18-27, making him the first SoCon player to accomplish that feat since Davidson's Stephen Curry did so from Nov. 17-24, 2008.

• Furman's Jordan Lyons' 54 points against North Greenville on Nov. 13 were the most scored by an NCAA Division I player since Jodie Meeks of Kentucky scored 54 in 2009.

SoCon COACHING RECORDS

Coach, school	Career (yrs.)	School (yrs.)	SoCon (yrs.)
Duggar Baucom, The Citadel	232-256 (16th)	44-78 (4th)	22-64 (5th)
Steve Forbes, ETSU	253-96 (11th)	97-36 (4th)	53-16 (4th)
Bob Richey, Furman	45-16 (2nd)	Same	24-9 (2nd)
Bob Hoffman, Mercer	518-317 (25th)	207-162 (11th)	44-42 (5th)
Wes Miller, UNCG	134-115 (8th)	Same	79-56 (8th)
Scott Padgett, Samford	73-87 (5th)	Same	30-56 (5th)
Lamont Paris, Chattanooga	21-39 (2nd)	Same	9-23 (2nd)
Dan Earl, VMI	31-85 (4th)	Same	12-56 (4th)
Mark Prosser, Western Carolina	12-44 (2nd)	7-21 (1st)	4-11 (1st)
Mike Young, Wofford	292-243 (17th)	Same	172-124 (17th)

COLLEGEINSIDER.COM MID-MAJOR TOP 25

School (1st-place)	PS	N12	N19	N26	D3	D10	D17	D24	D31	J7	J14	J21	J28	F4	F11	F18
Gonzaga (31)	1	1	1	1	1	1	1	1	1	1	1	1	1	1	1	1
Wofford	8	5	9	7	5	7	7	11	8	6	3	3	2	2	2	t2
Buffalo	2	2	2	2	2	2	2	2	2	2	2	2	3	4	4	t2
Belmont	17	10	5	3	4	4	4	4	6	8	6	11	6	5	5	4
Murray State	18	16	10	11	12	11	10	10	9	4	4	4	7	9	8	5
UC Irvine	24	23	15	17	18	13	13	14	15	12	7	10	11	10	9	6
New Mexico State	-	-	-	-	25	25	18	18	14	19	17	16	15	13	10	7
Hofstra	-	-	-	-	-	-	-	23	22	13	5	5	4	6	6	8
Lipscomb	22	22	18	8	7	8	11	9	11	11	11	8	8	7	7	9
Liberty	-	-	-	-	24	24	17	22	20	17	16	12	12	16	16	10
Furman	-	20	6	4	3	3	3	3	5	5	12	19	-	24	14	11
UNC Greensboro	20	19	13	5	6	5	5	5	4	3	10	7	5	3	3	12
Vermont	-	-	-	-	-	-	23	-	-	-	23	14	14	14	13	13
ETSU	-	-	-	-	-	-	-	-	-	14	8	9	9	8	15	14
South Dakota State	5	3	7	10	8	10	14	17	17	21	19	18	13	11	11	15
Yale	25	25	-	-	-	-	-	-	-	-	24	21	19	21	17	16
Toledo	13	13	-	16	9	6	6	6	3	9	15	15	16	15	12	17
Montana	16	14	19	13	17	19	19	15	13	18	20	22	22	18	18	18
Texas State	-	-	-	-	-	-	20	21	21	24	22	17	18	20	20	19
Stony Brook	-	-	-	25	14	15	15	16	16	15	14	13	17	19	19	20
San Francisco	-	-	-	21	22	17	12	8	10	7	9	6	10	12	21	21
Bowling Green	-	-	-	-	-	-	-	-	-	-	-	-	-	23	25	22
Charleston	-	24	25	24	13	12	9	7	7	10	13	23	23	22	22	23
Georgia State	12	15	16	20	-	23	-	-	-	20	18	20	21	17	-	24
Sam Houston State	-	-	-	-	-	-	-	-	-	-	-	-	-	-	23	25
Northern Kentucky	-	-	24	-	23	-	-	-	-	-	-	-	20	-	24	-
Princeton	-	-	-	-	-	-	-	-	-	-	-	-	-	25	-	-
Radford	-	-	-	-	16	21	-	-	-	-	-	-	-	24	-	-
UC Santa Barbara	-	-	-	-	-	-	-	-	-	-	25	24	25	-	-	-
Jacksonville State	-	-	-	-	-	-	-	-	-	-	-	25	-	-	-	-
Loyola Marymount	-	-	22	14	11	9	8	12	12	16	21	-	-	-	-	-
Kent State	-	-	-	-	-	-	-	20	19	22	-	-	-	-	-	-
NJIT	-	-	-	-	-	25	24	25	23	-	-	-	-	-	-	-
Ball State	-	-	-	-	-	-	-	-	25	-	-	-	-	-	-	-
Louisiana	11	12	23	23	19	16	21	19	18	-	-	-	-	-	-	-
Penn	23	18	21	-	-	20	16	13	23	-	-	-	-	-	-	-
Drake	-	-	-	-	-	-	25	24	-	-	-	-	-	-	-	-
BYU	4	4	3	6	15	14	22	-	-	-	-	-	-	-	-	-
San Diego	-	-	-	-	-	22	24	-	-	-	-	-	-	-	-	-
Georgia Southern	-	-	17	12	21	18	-	-	-	-	-	-	-	-	-	-
Loyola Chicago	3	8	8	9	10	-	-	-	-	-	-	-	-	-	-	-
Illinois State	14	17	14	19	20	-	-	-	-	-	-	-	-	-	-	-
Saint Mary's	9	7	4	15	-	-	-	-	-	-	-	-	-	-	-	-
Bradley	-	-	-	18	-	-	-	-	-	-	-	-	-	-	-	-
Harvard	7	11	12	22	-	-	-	-	-	-	-	-	-	-	-	-
Northeastern	6	6	11	-	-	-	-	-	-	-	-	-	-	-	-	-
Southern Illinois	10	9	20	-	-	-	-	-	-	-	-	-	-	-	-	-
Stephen F. Austin	19	21	-	-	-	-	-	-	-	-	-	-	-	-	-	-
Rider	15	-	-	-	-	-	-	-	-	-	-	-	-	-	-	-
Wright State	21	-	-	-	-	-	-	-	-	-	-	-	-	-	-	-

Others receiving votes: BYU 51, Saint Mary's 49, Kent State 40, Northern Kentucky 37, Jacksonville State 19, Harvard 19, Northeastern 16, Radford 12, Wright State 10, Georgia Southern 9, UMBC 9, Abilene Christian 5, Drake 5, Loyola Chicago 3, Central Michigan 2, Omaha 2, Utah Valley 2, Austin Peay 1, Missouri State 1.

NATIONAL/REGIONAL RECOGNITION

Jerry West Shooting Guard of the Year Award

Watch list

Fletcher Magee, Wofford, Sr., G

Lou Henson Award (top DI mid-major player)

Initial watch list

Matt Rafferty, Furman, Sr., F
Francis Alonso, UNCG, Sr., G
James Dickey, UNCG, Jr., F
Cameron Jackson, Wofford, R-Sr., F
Fletcher Magee, Wofford, Sr., G

Midseason watch list

Matt Rafferty, Furman, Sr., F
Francis Alonso, UNCG, Sr., G
Cameron Jackson, Wofford, R-Sr., F
Fletcher Magee, Wofford, Sr., G

Kareem Abdul-Jabbar Award Watch List

James Dickey, UNCG, Jr., F

Senior CLASS Award candidate

Zane Najdawi, The Citadel, Sr., F

Andy Katz National Player of the Week

Jordan Lyons, Furman, Jr., G Nov. 19, 2018

SoCon TEAM RECORD BOOK

TEAM

Scoring

Game

- 154 Furman vs. The Citadel 1/8/55
- 149 Furman vs. Newberry 2/13/54
- 148 The Citadel vs. Mid-Atlantic Christian 11/12/18**
- 146 The Citadel vs. Johnson 11/11/16
- 144 The Citadel vs. Toccoa Falls 12/7/16
- 141 Western Carolina vs. Toccoa Falls 1/17/12
- 137 Davidson vs. Warren Wilson 12/9/91
- 137 The Citadel vs. Johnson 11/14/18**
- 133 Western Carolina vs. Toccoa Falls 11/26/01
- 133 VMI vs. Mid-Atlantic Christian 12/2/14

3-point field goals made

Game

- 24 VMI vs. Furman 2/12/15
- 23 The Citadel vs. Mid-Atlantic Christian 11/12/18**
- 23 The Citadel vs. High Point 11/27/18**
- 22 Ga. Southern vs. Chattanooga 1/17/05
- 21 Furman vs. Virginia Intermont 12/29/04
- 21 VMI vs. Johnson 11/18/14
- 21 The Citadel vs. Ogelthorpe 11/10/17
- 21 Furman vs. North Greenville 11/15/18**

3-point field-goal attempts

Game

- 57 VMI vs. Mid-Atlantic Christian 12/2/14
- 55 VMI vs. Marist 12/13/14
- 51 The Citadel vs. Mid-Atlantic Christian 11/12/18**
- 52 Davidson vs. Colby 11/21/06
- 50 The Citadel at Air Force 12/2/15
- 50 The Citadel vs. Johnson 11/13/16
- 50 The Citadel vs. UMBC 12/19/16
- 49 Furman vs. North Greenville 11/15/18**
- 48 The Citadel vs. Truett McConnell 11/15/16
- 48 The Citadel at Western Carolina 2/25/18
- 48 The Citadel vs. Johnson 11/14/18**

Rebounds

Game

- 78 George Wash. vs. Georgetown 1968-69
- 76 Davidson vs. VMI Jan. 8, 1970
- 70 VMI vs. Mid-Atlantic Christian Dec. 2, 2014
- 68 Davidson vs. Emory Nov. 9, 2007
- 67 The Citadel vs. Clemson Nov. 25, 2000
- 67 The Citadel vs. Johnson Nov. 13, 2016
- 65 Ga. Southern vs. UC Davis Nov. 12, 2006
- 64 ETSU vs. Reinhardt Dec. 3, 2018**
- 63 ETSU vs. UVa-Wise Nov. 18, 2014
- 63 The Citadel vs. Mid-Atlantic Christian 11/12/18**

ALL-AROUND SUCCESS

Furman senior forward Matt Rafferty is the only player in the SoCon to rank in the top 10 in scoring, rebounding, assists, steals and blocked shots. Only three other qualified players in the league appear in the top 10 in even three of those categories.

	Pts	Reb	Ast	St	Blk
Matt Rafferty, FUR	4th	3rd	3rd	3rd	6th
	17.1	9.0	4.2	2.7	1.1
Cameron Jackson, WOF	x	8th	x	5th	t4th
	x	7.4	x	1.6	1.1
James Dickey, UNCG	x	7th	x	7th	2nd
	x	7.6	x	1.4	2.0
Josh Sharkey, SAM	6th	x	1st	2nd	x
	16.5	x	7.7	2.7	x

ASSOCIATED PRESS TOP 25

School (1st-place)	PS	N12	N19	N26	D3	D10	D17	D24	D31	J7	J14	J21	J28	F4	F11	F18
Duke (58)	4	1	1	3	3	2	2	1	1	1	1	2	2	2	2	1
Gonzaga (6)	3	3	3	1	1	4	8	7	7	5	5	4	4	4	3	2
Virginia	5	4	4	4	4	6	5	4	4	4	4	3	3	3	4	3
Kentucky	2	10	10	10	9	19	19	16	13	18	12	8	7	5	5	4
Tennessee	6	5	5	6	7	3	3	3	3	3	1	1	1	1	1	5
Nevada	7	6	6	5	6	7	6	6	6	10	10	7	8	6	7	6
Michigan	19	18	9	7	5	5	4	2	2	2	2	5	5	7	6	7
North Carolina	8	7	7	11	14	12	9	14	15	12	13	11	9	8	8	8
Houston	-	-	-	-	-	24	21	22	19	17	21	17	13	12	9	9
Michigan State	10	11	11	9	10	9	10	8	8	6	6	6	6	9	11	10
Marquette	-	24	-	-	-	21	20	18	16	21	15	12	10	10	10	11
Kansas	1	2	2	2	2	1	1	5	5	7	7	9	11	13	14	12
LSU	23	22	19	-	-	-	-	-	-	-	-	-	25	19	21	19
Texas Tech	-	-	-	20	13	11	12	11	11	8	8	8	t14	16	18	15
Purdue	24	23	24	19	-	-	-	-	-	-	-	-	-	17	15	12
Florida State	17	14	14	15	11	10	11	9	9	13	11	-	-	25	22	17
Villanova	9	8	-	23	21	17	-	-	-	-	22	18	14	14	13	17
Louisville	-	-	-	-	-	-	-	-	-	-	-	23	15	16	16	18
Iowa State	-	-	-	-	-	-	-	-	-	20	-	24	20	17	23	19
Virginia Tech	15	16	13	13	15	13	13	10	10	9	9	10	12	11	22	20
Iowa	-	-	20	14	18	22	23	24	25	-	23	19	-	20	21	21
Wisconsin	-	-	25	22	12	16	16	15	22	-	-	-	24	19	20	22
Kansas State	12	12	12	12	16	t25	-	-	-	-	-	-	-	-	18	23
Maryland	-	-	-	24	23	-	-	-	-	-	19	13	21	24	24	24
Buffalo	-	25	22	21	17	14	14	21	20	19	16	t14	18	23	25	25
Cincinnati	-	-	-	-	-	-	-	-	-	-	-	-	-	25	-	-
Mississippi State	18	17	15	25	22	18	17	19	17	14	24	22	22	-	-	-
NC State	-	-	-	-	-	-	-	20	18	15	17	21	23	-	-	-
Auburn	11	9	8	8	8	8	7	12	12	11	14	16	-	-	-	-
Ole Miss	-	-	-	-	-	-	-	-	-	-	18	20	-	-	-	-
Oklahoma	-	-	-	-	-	-	-	25	23	23	20	-	-	-	-	-
Indiana	-	-	-	-	-	t25	22	23	21	22	25	-	-	-	-	-
Ohio State	-	-	23	16	19	15	15	13	14	16	-	-	-	-	-	-
St. John's	-	-	-	-	-	-	-	-	-	24	-	-	-	-	-	-
TCU	20	21	18	-	-	-	-	-	-	25	-	-	-	-	-	-
Nebraska	-	-	-	24	-	25	-	24	-	-	-	-	-	-	-	-
Arizona State	-	-	-	-	20	20	18	17	-	-	-	-	-	-	-	-
Furman	-	-	-	-	25	23	24	-	-	-	-	-	-	-	-	-
Syracuse	16	15	-	-	-	t25	-	-	-	-	-	-	-	-	-	-
Texas	-	-	-	17	-	-	-	-	-	-	-	-	-	-	-	-
Oregon	14	13	21	18	-	-	-	-	-	-	-	-	-	-	-	-
Clemson	22	19	16	-	-	-	-	-	-	-	-	-	-	-	-	-
UCLA	21	20	17	-	-	-	-	-	-	-	-	-	-	-	-	-
West Virginia	13	-	-	-	-	-	-	-	-	-	-	-	-	-	-	-
Washington	25	-	-	-	-	-	-	-	-	-	-	-	-	-	-	-

Others receiving votes: Cincinnati 99, Wofford 32, Auburn 21, Washington 20, Mississippi State 2, St. John's 2, Yale 1, Ole Miss 1

USA TODAY COACHES TOP 25

School (1st-place)	PS	N19	N26	D3	D10	D17	D24	D31	J7	J14	J21	J28	F4	F11	F18
Duke (28)	3	1	3	3	2	2	2	1	2	2	2	2	2	2	1
Gonzaga (4)	4	3	1	1	6	9	8	8	6	5	4	4	4	3	2
Virginia	5	4	4	4	3	3	1	2	1	3	3	3	3	4	3
Kentucky	2	10	9	8	18	15	14	18	14	9	6	5	5	4	4
Tennessee	6	5	7	7	4	4	3	3	3	1	1	1	1	1	5
Nevada	9	7	6	6	7	6	6	5	11	10	7	7	6	6	6
Michigan	18	8	5	5	5	5	4	4	4	4	6	5	7	7	7
Houston	-	-	-	-	22	20	19	17	15	t17	17	13	12	9	8
North Carolina	7	6	13	12	12	10	14	15	12	15	12	10	8	8	9
Marquette	-	-	-	-	-	23	20	18	19	13	11	9	9	10	10
Michigan State	10	11	8	10	9	8	7	7	5	6	5	8	11	12	11
Kansas	1	2	2	2	1	1	5	6	9	8	10	12	14	14	12
Purdue	22	19	18	24	-	-	-	-	-	-	-	18	15	11	13
Texas Tech	-	-	19	13	11	11	13	11	8	9	13	15	18	15	14
LSU	-	21	-	-	-	-	-	-	-	-	-	19	22	21	15
Villanova	8	-	23	21	16	-	-	-	21	18	14	13	13	16	16
Florida State	15	13	14	11	10	12	9	9	13	11	23	-	24	19	17
Virginia Tech	17	14	12	14	13	13	10	10	7	7	8	11	10	16	18
Iowa	-	22	15	19	21	21	21	t20	25	24	21	25	20	17	19
Iowa State	-	-	-	-	-	-	-	-	21	-	25	20	16	22	20
Kansas State	11	12	t10	15	24	-	-	-	-	-	-	-	18	21	21
Louisville	-	-	-	16	19	17	16	t23	-	-	24	16	17	20	22
Wisconsin	-	-	22	16	19	17	16	t23	-	-	-	23	19	23	23
Buffalo	-	25	20	18	15	15	22	t20	20	t17	14	17	25	24	24
Cincinnati	-	-	-	-	-	-	-	-	-	-	-	-	23	-	t25
Maryland	-	-	-	23	23	24	-	-	-	22	16	24	-	25	t25
Mississippi State	19	15	25	22	17	16	t17	16	14	23	22	21	21	-	-
NC State	-	-	-	-	-	-	24	19	16	16	19	22	-	-	-
Auburn	12	9	t10	9	8	7	t11	13	10	12	15	-	-	-	-
Ole Miss	-	-	-	-	-	-	-	-	-	20	20	-	-	-	-
Oklahoma	-	-	-	-	-	-	-	25	22	19	-	-	-	-	-
Indiana	-	-	-	-	-	-	25	22	24	25	-	-	-	-	-
Ohio State	-	23	16	17	14	14	t11	12	17	-	-	-	-	-	-
St. John's	-	-	-	-	-	-	-	-	23	-	-	-	-	-	-
Nebraska	25	24	-	25	25	22	23	t23	-	-	-	-	-	-	-
Arizona State	-	-	-	20	20	19	t17	-	-	-	-	-	-	-	-
Furman	-	-	-	-	-	25	-	-	-	-	-	-	-	-	-
Texas	-	-	17	-	-	-	-	-	-	-	-	-	-	-	-
Oregon	16	20	21	-	-	-	-	-	-	-	-	-	-	-	-
Clemson	23	16	24	-	-	-	-	-	-	-	-	-	-	-	-
UCLA	20	17	-	-	-	-	-	-	-	-	-	-	-	-	-
TCU	21	18	-	-	-	-	-	-	-	-	-	-	-	-	-
West Virginia	13	-	-	-	-	-	-	-	-	-	-	-	-	-	-
Syracuse	14	-	-	-	-	-	-	-	-	-	-	-	-	-	-
Washington	24	-	-	-	-	-	-	-	-	-	-	-	-	-	-

Others receiving votes: Washington 20, Wofford 19, North Texas 9, Auburn 8, Arizona State 8, Ole Miss 6, St. John's 6, Mississippi State 6, Furman 5, Texas 4, Texas State 1, Hofstra 1, Southern Miss 1

NET RANKINGS (AS OF FEB. 19)

The NCAA Evaluation Tool (NET) replaces the RPI this season and relies on game results, strength of schedule, game location, scoring margin, net offensive and defensive efficiency, and the quality of wins and losses to aid the NCAA in evaluating programs throughout the season. New rankings are released daily.

SoCon team	NET ranking
Wofford	26
Furman	44
UNCG	57
ETSU	72
Samford	148
Mercer	185
The Citadel	253
Chattanooga	271
Western Carolina	283
VMI	325

THE SOCON VS. RANKED TEAMS

Furman's win at No. 8 Villanova on Nov. 17 was the SoCon's second road victory over a top-10 opponent in as many seasons, as Wofford downed then-No. 5 North Carolina in 2017. Coincidentally, Villanova and North Carolina were both defending national champions.

SoCon	Opp.	Score	Date
Furman	#8 Villanova	76-68 (OT)	11/17/18
Wofford	#5 North Carolina	79-75	12/20/17
Col. of Charleston	#21 Baylor	63-59	11/24/12
Davidson	#12 Kansas	80-74	12/19/11
Col. of Charleston	#9 North Carolina	82-79 (OT)	1/4/10
#23 Davidson	#24 Gonzaga	82-76	3/21/08
#23 Davidson	#8 Georgetown	74-70	3/23/08
#23 Davidson	#6 Wisconsin	73-56	3/28/08
Col. of Charleston	#3 North Carolina	66-64	12/5/98

Preseason predictions

Defending regular-season and tournament champion UNCG was the preseason pick to win the league in 2018-19 among the league's 10 head coaches and media. Wofford's Fletcher Magee was the coaches' selection for preseason player of the year.

Preseason Player of the Year
Fletcher Magee, Sr., G, Wofford

Preseason All-Southern Conference Team
Zane Najdawi, Sr., F, The Citadel
Tray Boyd III, Jr., G, ETSU
Bo Hodges, So., G/F, ETSU
Jerome Rodriguez, R-Jr., F, ETSU
Matt Rafferty, Sr., F, Furman
Ross Cummings, Jr., G, Mercer
Francis Alonso, Sr., G, UNCG
James Dickey, Jr., F, UNCG
Bubba Parham, So., G, VMI
Cameron Jackson, Sr., F, Wofford
Fletcher Magee, Sr., G, Wofford

Coaches poll		Media poll	
Team (1st)	Total	Team (1st)	Total
1. UNCG (6)	78	1. UNCG (16)	231
2. Wofford (4)	74	2. Wofford (6)	214
3. ETSU	67	3. ETSU (2)	198
4. Furman	57	4. Furman	169
5. Mercer	48	5. Mercer	136
6. The Citadel	38	6. Chattanooga	103
7. Chattanooga	30	7. The Citadel	96
8. Samford	26	8. Samford	69
9. Western Carolina	20	9. Western Carolina	59
10. VMI	12	10. VMI	45

ACTIVE SoCon CAREER LEADERS

Points scored

2,350	Fletcher Magee, Wofford, Sr.	(7)
1,953	Francis Alonso, UNCG, Sr.	
1,551	Zane Najdawi, The Citadel, Sr.	
1,288	Cameron Jackson, Wofford, R-Sr.	
1,225	Matt Rafferty, Furman, Sr.	

Points scored per game (min. 800 points)

18.65	Fletcher Magee, Wofford, Sr.
17.43	Bubba Parham, VMI, So.
14.91	Francis Alonso, UNCG, Sr.
12.82	Zane Najdawi, The Citadel, Sr.
11.14	Matt Rafferty, Furman, Sr.

Field-goal percentage (min. 240 made)

.585	Cameron Jackson, Wofford, R-Sr.
.579	Matt Rafferty, Furman, Sr.
.534	James Dickey, UNCG, Jr.
.525	Isaiah Miller, UNCG, So.
.487	Zane Najdawi, The Citadel, Sr.

3-point field goals made

472	Fletcher Magee, Wofford, Sr.	(1)
370	Francis Alonso, UNCG, Sr.	(4)
307	Matt Frierson, The Citadel, Sr.	(7)
193	Jordan Lyons, Furman, Jr.	
191	Nathan Hoover, Wofford, Jr.	

3-point field-goal percentage (min. 120 made)

.436	Fletcher Magee, Wofford, Sr.	(8)
.424	Andrew Brown, Furman, Sr.	
.408	Francis Alonso, UNCG, Sr.	
.403	Ross Cummings, Mercer, Jr.	
.401	Nathan Hoover, Wofford, Jr.	

Free-throw percentage (min. 110 made)

.910	Fletcher Magee, Wofford, Sr.	(1)
.906	Matt Frierson, The Citadel, Sr.	
.871	Francis Alonso, UNCG, Sr.	(6)
.861	Nathan Hoover, Wofford, Jr.	
.855	Matt Halvorsen, WCU, So.	

Rebounds

795	Matt Rafferty, Furman, Sr.
694	Zane Najdawi, The Citadel, Sr.
681	James Dickey, UNCG, Jr.
672	Marc Gosselin, Western Carolina, Sr.
650	Cameron Jackson, Wofford, R-Sr.

Rebounds per game (min. 280 rebounds)

11.14	Jeromy Rodriguez, ETSU, R-Jr.
7.74	James Dickey, UNCG, Jr.
7.23	Matt Rafferty, Furman, Sr.
6.63	Mladen Armus, ETSU, So.
5.74	Zane Najdawi, The Citadel, Sr.

Blocked shots

183	Zane Najdawi, The Citadel, Sr.
157	James Dickey, UNCG, Jr.
121	Cameron Jackson, Wofford, R-Sr.
92	Matt Rafferty, Furman, Sr.
60	Ruben Guerrero, Samford, R-Sr.

Steals

191	Josh Sharkey, Samford, Jr.
174	Matt Rafferty, Furman, Sr.
160	Cameron Jackson, Wofford, R-Sr.
145	Demetrius Troy, UNCG, Sr.
126	Isaiah Miller, UNCG, So.

Assists

510	Josh Sharkey, Samford, Jr.
421	Demetrius Troy, UNCG, Sr.
306	Francis Alonso, UNCG, Sr.
284	Matt Rafferty, Furman, Sr.
219	Storm Murphy, Wofford, So.

Assists per game (min. 150 assists)

5.48	Josh Sharkey, Samford, Jr.
3.65	Storm Murphy, Wofford, So.
3.40	Demetrius Troy, UNCG, Sr.
2.97	Marcus Cohen, Mercer, So.
2.93	Bubba Parham, VMI, So.

(SoCon career rank)

SoCon RECORD BOOK (NCAA RECORDS WHERE NOTED)

INDIVIDUAL

Coaching victories at SoCon school

1.	447	Bob McKillop, DAV	1992-2014
2.	292	Mike Young, WOF	2002-present
3.	243	Mack McCarthy, UTC	1985-97
	243	Burton Shipley, MD	1923-47
5.	230	Bill Reinhart, GW	1935-42; 49-66

Coaching wins per season (min. two seasons)

Avg. Wins	Yrs.		
1.	26.7	187	7 Everett Case, NCSU 1946-53
2.	26.0	52	2 Ben Carnevale, UNC 1944-46
3.	24.3	146	6 Fred Schaus, WVU 1954-60
4.	24.3	97	4 Steve Forbes, ETSU 2015-pr.
5.	23.8	95	4 John Kresse, CofC 1998-02

Scoring

Career

1.	2,635	Stephen Curry, DAV	2006-09
2.	2,574	Skip Henderson, MAR	1983-88
3.	2,571	Andrew Goudelock, CofC	2007-11
4.	2,538	Frank Selvy, FUR	1951-54
5.	2,483	John Gerdy, DAV	1975-79
6.	2,423	Gay Elmore, VMI	1983-87
7.	2,350	Fletcher Magee, WOF	2015-pr.
8.	2,332	John Taft, MAR	1987-91
9.	2,310	Dom Flora, W&L	1954-58
10.	2,309	Jerry West, WVU	1957-60

3-point field goals made

Game			
1.	15	Keith Veney, Marshall*	12/16/96
	15	Jordan Lyons, FUR*	11/15/18
3.	11	Elton Nesbitt, GSU vs. UTC	1/17/05
11	Fletcher Magee, WOF at UTC		2/17/18
11	Patrick Good, ETSU at WCU		1/26/19
6.	10	Nine times. This season:	
		Matt Frierson, CIT vs. Johnson	11/14/18
		Bubba Parham, VMI at Kentucky	11/18/18

Career

1.	472	Fletcher Magee, WOF	2015-pr.
2.	414	Stephen Curry, DAV	2006-09
3.	396	Andrew Goudelock, CofC	2007-11
4.	370	Francis Alonso, UNCG	2015-pr.
5.	358	Donald Sims, APP	2007-11
6.	312	Karl Cochran, WOF	2011-15
7.	307	Matt Frierson, CIT	2015-pr.
8.	299	Ian Chadwick, WOF	1997-01
9.	295	Zach Urbanus, CIT	2007-11
10.	278	Jake Robinson, WCU	2006-10

Career - NCAA Division I history

1.	504	Travis Bader, Oakland	2010-14
2.	472	Fletcher Magee, WOF	2015-pr.
3.	457	J.J. Redick, Duke	2002-06
4.	450	David Holston, Chicago State	2005-09
5.	435	Keydren Clark, Saint Peter's	2002-06
6.	434	Damon Lynn, NJIT	2013-17
7.	431	Chris Lofton, Tennessee	2004-08
	431	Kevin Foster, Santa Clara	2008-13
9.	416	Akeem Richmond, East Carolina	2010-14
10.	414	Stephen Curry, DAV	2006-09
	414	Chris Clemons, Campbell	2015-pr.

3-point field goals attempts

Game			
1.	34	Jordan Lyons, FUR*	Nov. 15, 2018
2.	25	Keith Veney, MAR	Dec. 16, 1996
3.	21	Travis Cantrell, CIT	Jan. 12, 2002
4.	20	Stephen Curry, DAV	Nov. 21, 2006
	20	Donald Sims, APP	Nov. 19, 2010
6.	19	Keith Veney, MAR	1996-97
	19	Shawn Hall, APP	Feb. 22, 2003
	19	Keaton Cole, WCU	Feb. 2, 2012
	19	Tim Marshall, VMI	Feb. 15, 2015
	19	Francis Alonso, UNCG	Dec. 2, 2017
	19	Fletcher Magee, WOF	Feb. 17, 2018
	19	Fletcher Magee, WOF	Jan. 24, 2019

* NCAA record

Career

1.	1,083	Fletcher Magee, WOF	2015-pr.
2.	1,004	Stephen Curry, DAV	2006-09
2.	958	Andrew Goudelock, CofC	2007-11
4.	914	Karl Cochran, WOF	2011-15
5.	907	Francis Alonso, UNCG	2015-pr.
6.	883	Donald Sims, APP	2007-11
7.	840	Matt Frierson, CIT	2015-pr.
8.	819	Ian Chadwick, WOF	1997-01
9.	737	Terry Williams, GSU	2001-05
10.	727	Travis Cantrell, CIT	1999-02
	727	Jake Robinson, WCU	2006-10

3-point percentage (min. 120 made)

Career	Pct.	3FG-3FGA	
1.	49.3	223-452	Keith Jennings, ETSU 1989-91
2.	45.2	126-279	Alan Puckett, CIT 1999-02
3.	45.1	146-324	Shawn Reid, FUR 1984-88
4.	44.7	159-356	Brandon Born, UTC 1991-95
5.	44.5	154-346	Derek Rucker, DAV 1985-88
6.	44.0	166-377	D. Denzel-Dyson, SAM 2016-18
7.	44.0	131-298	David Donerlson, WCU 1989-90
8.	43.6	472-1083	Fletcher Magee, WOF 2015-pr.
9.	43.4	190-438	Peter Anderer, DAV 2000-03
10.	43.2	189-437	Kemp Phillips, APP 1987-90

Free-throw percentage (min. 200 made)

Career	Pct.	FT-FTA	
1.	91.0	376-413	Fletcher Magee, WOF 2015-pr.
2.	89.3	358-401	Nik Cochran, DAV 2009-13
3.	89.2	545-611	Donald Sims, APP 2007-11
4.	88.9	281-316	Chad Copeland, UTC 1993-94
5.	87.6	479-547	Stephen Curry, DAV 2006-09
6.	87.1	371-426	Francis Alonso, UNCG 2015-pr.
7.	86.6	214-247	Johnny Mitchell, VMI 1967-69
8.	86.4	260-301	Greg White, MAR 1978-81
9.	86.3	253-293	Jordan Strawberry, MER 2014-18
10.	86.3	201-233	Demetre Rivers, MER 2014-18

Free-throw percentage - NCAA Division I history

Career	Pct.	FT-FTA	
1.	94.6	435-460	Blake Ahearn, Missouri St. 2003-07
2.	92.7	343-370	Derek Raivio, Gonzaga 2003-07
3.	91.5	322-352	Markus Howard, Marquette, 2016-pr.
4.	91.3	324-355	Gary Buchanan, Villanova 1999-03
5.	91.2	662-726	J.J. Redick, Duke 2002-06
6.	91.0	376-413	Fletcher Magee, WOF 2015-pr.

SPECIALTY STATS LEADERS

50-point games	Ovr.	SoCon
Jordan Lyons, FUR	1	0

40-point games	Ovr.	SoCon
Jordan Lyons, FUR	1	0

30-point games	Ovr.	SoCon
Bubba Parham, VMI	6	2
Ross Cummings, MER	3	2
Fletcher Magee, WOF	3	3
Lew Stallworth, CIT	2	2
Matt Frierson, CIT	1	0
Patrick Good, ETSU	1	1
Jordan Lyons, FUR	1	0
Francis Alonso, UNCG	1	1
Kyrin Galloway, UNCG	1	0
Brandon Austin, SAM	1	1
Kameron Gibson, WCU	1	0
Onno Steger, WCU	1	1
Marcus Thomas, WCU	1	1
Nathan Hoover, WOF	1	0

20-point games	Ovr.	SoCon
Fletcher Magee, WOF	15	12
Bubba Parham, VMI	13	6
Lew Stallworth, CIT	12	7
Josh Sharkey, SAM	10	6
Matt Rafferty, FUR	9	6
Ross Cummings, MER	9	7
Jordan Lyons, FUR	8	5
Francis Alonso, UNCG	8	3
Isaiah Miller, UNCG	7	7
Kevin Easley, UTC	7	5
Cameron Jackson, WOF	6	3
Tray Boyd III, ETSU	5	1
Brandon Austin, SAM	5	2
Kameron Gibson, WCU	5	3
Onno Steger, WCU	5	5
Matt Frierson, CIT	4	1
Kaiden Rice, CIT	4	1
Nathan Hoover, WOF	4	3
Zane Najdawi, CIT	3	2
Jeromy Rodriguez, ETSU	3	2
Myron Gordon, SAM	3	2
Ruben Guerrero, SAM	3	1
Matt Halvorsen, WCU	3	2
Alex Reed, CIT	2	1
Patrick Good, ETSU	2	2
Daivien Williamson, ETSU	2	2
Clay Mounce, FUR	2	0
Djordje Dimitrijevic, MER	2	1
Kaleb Hunter, UNCG	2	1
Jerry Johnson Jr., UTC	2	1
Carlos Dotson, WCU	2	1
Marcus Thomas, WCU	2	2
Mladen Armus, ETSU	1	1
Isaiah Tisdale, ETSU	1	1
Kyrin Galloway, UNCG	1	0
Demetrius Troy, UNCG	1	1
Kevin Nolan, SAM	1	0
Garrett Gilkeson, VMI	1	0
Myles Lewis, VMI	1	1
Jake Stephens, VMI	1	0

15-rebound games	Ovr.	SoCon
Jeromy Rodriguez, ETSU	6	3
Matt Rafferty, FUR	2	1
Carlos Dotson, WCU	2	1
Mladen Armus, ETSU	1	1
James Dickey, UNCG	1	1
Ruben Guerrero, SAM	1	0
Thomas Smallwood, UTC	1	0

10-rebound games	Ovr.	SoCon
Jeromy Rodriguez, ETSU	17	7
Matt Rafferty, FUR	14	9
Carlos Dotson, WCU	13	9
Mladen Armus, ETSU	9	4
Ruben Guerrero, SAM	8	6
Zane Najdawi, CIT	6	3
Robert Allen, SAM	6	2
James Dickey, UNCG	5	2
Keve Aluma, WOF	5	4
Cameron Jackson, WOF	5	2
Hayden Brown, CIT	4	3
Clay Mounce, FUR	4	2
Tyler Creammer, VMI	4	1
Kevin Easley, UTC	3	2
Garrett Gilkeson, VMI	3	2
Chevez Goodwin, WOF	3	2

10-rebound games (cont.)	Ovr.	SoCon
Lew Stallworth, CIT	2	0
Fardaws Aimag, MER	2	1
Brandon Austin, SAM	2	1
Marc Gosselin, WCU	2	1
Kaelon Harris, CIT	1	0
Alex Reed, CIT	1	0
D'Andre Bernard, ETSU	1	0
Octavion Corley, ETSU	1	0
Bo Hodges, ETSU	1	1
Ethan Stair, MER	1	1
Jaylen Stowe, MER	1	0
Eric Hamilton, UNCG	1	1
Josh Sharkey, SAM	1	0
Thomas Smallwood, UTC	1	0
Ramon Vila, UTC	1	1
Onno Steger, WCU	1	1

15-assist games	Ovr.	SoCon
Josh Sharkey, SAM	1	1

10-assist games	Ovr.	SoCon
Josh Sharkey, SAM	7	5
Lew Stallworth, CIT	4	1
Quayson Williams, CIT	1	0
Tray Boyd III, ETSU	1	1
Alex Hunter, FUR	1	1
Donovann Toatley, UTC	1	0
Greg Parham, VMI	1	0

5-block games	Ovr.	SoCon
Zane Najdawi, CIT	1	0
Octavion Corley, ETSU	1	0
Noah Gurley, FUR	1	1
Ruben Guerrero, SAM	1	1

Double-doubles	Ovr.	SoCon
Jeremy Rodriguez, ETSU	13	6
Matt Rafferty, FUR	13	8
Carlos Dotson, WCU	11	7
Josh Sharkey, SAM	8	5
Ruben Guerrero, SAM	7	5
Zane Najdawi, CIT	6	3
Lew Stallworth, CIT	6	2
Mladen Armus, ETSU	4	3
Cameron Jackson, WOF	4	1
Hayden Brown, CIT	3	2
Clay Mounce, FUR	3	2
Robert Allen, SAM	3	2
Garrett Gilkeson, VMI	3	2
James Dickey, UNCG	2	1
Brandon Austin, SAM	2	1
Kevin Easley, UTC	2	2
Tyler Creammer, VMI	2	1
Keve Aluma, WOF	2	2
Tray Boyd III, ETSU	1	1
Alex Hunter, FUR	1	1
Ethan Stair, MER	1	1
Jaylen Stowe, MER	1	0
Eric Hamilton, UNCG	1	1
Thomas Smallwood, UTC	1	0
Ramon Vila, UTC	1	1
Greg Parham, VMI	1	0
Marc Gosselin, WCU	1	0
Onno Steger, WCU	1	1
Chevez Goodwin, WOF	1	0

20/15 games	Ovr.	SoCon
Jeromy Rodriguez, ETSU	2	1
Ruben Guerrero, SAM	1	0

20/10 games	Ovr.	SoCon
Matt Rafferty, FUR	4	2
Josh Sharkey, SAM	3	2
Jeromy Rodriguez, ETSU	2	1
Ruben Guerrero, SAM	2	0
Zane Najdawi, CIT	1	0
Lew Stallworth, CIT	1	0
Mladen Armus, ETSU	1	1
Clay Mounce, FUR	1	0
Brandon Austin, SAM	1	0
Carlos Dotson, WCU	1	1

^ 4 were points/assists
+ 7 were points/assists
* points/assists

SoCon 3-POINT PROWESS

• Four league players have hit at least 10 3-pointers in a game this season, highlighted by Furman's Jordan Lyons matching the SoCon and NCAA Division I records with 15 against North Greenville on Nov. 13. ETSU's Patrick Good hit a school-record 11 at Western Carolina on Jan. 26. The Citadel's Matt Frierson hit a school-record 10 in a win over Johnson University on Nov. 14 and VMI's Bubba Parham hit a school-record 10 in a loss at No. 10 Kentucky on Nov. 18. The Keydets hit 19 3s in the contest, the most ever against Kentucky and a Rupp Arena record.

• The Citadel has hit 23 3-pointers twice this season, falling one shy of the SoCon record both times. The Bulldogs set their school record with 23 against Mid-Atlantic Christian on Nov. 12 and matched it against High Point on Nov. 27.

• Furman matched its school record with 21 3-pointers against North Greenville on Nov. 13.

• The Citadel is second in NCAA Division I with 12.0 made 3-pointers per game this season. The Bulldogs finished last season averaging 12.1 made 3-pointers per game, which was second in DI. Wofford finished fifth in 3-point percentage at 41.3.

• Wofford's Fletcher Magee is eighth in SoCon history with a career 3-point percentage of 43.4 (see chart on page 5).

• Magee (472, first), UNCG's Francis Alonso (370, fourth) and The Citadel's Frierson (307, seventh) are all in the top 10 in career 3-pointers in SoCon history. For more info, see the chart on the previous page.

• Three SoCon student-athletes have active streaks of at least 10 games with a made 3-pointer, led by Wofford's Magee's current 18-game run. Magee (60), UNCG's Alonso (56) and The Citadel's Frierson (52) have all had streaks of 50-plus games end this season.

Consecutive games with a 3-pointer	Player, school	'18-19	'17-18	'16-17	Total
	Fletcher Magee, WOF, Sr.	18	x	x	13
	Austin Vereen, VMI, Sr.*		10	x	10
	Nathan Hoover, WOF, Jr.	13	x	x	13

* has yet to play this season

• Magee, whose 148 3-pointers last season were good for second in SoCon history and fifth in NCAA DI lore, is on pace for 138 this year, which would rank third. Magee's current total of 121 leads DI this season and is ninth in a season in SoCon history. Frierson hit 114 last season, which is now good for 11th.

Single-season 3-pointers, SoCon history	Player	Year
162	Stephen Curry, Davidson	2007-08
148	Fletcher Magee, Wofford	2017-18
135	Stephen McDowell, Chattanooga	2008-09
131	Andrew Goudeock, Col. of Charleston	2010-11
130	Keith Veney, Marshall	1996-97
130	Stephen Curry, Davidson	2008-09
123	Donald Sims, Appalachian State	2009-10
122	Stephen Curry, Davidson	2006-07
121	Fletcher Magee, Wofford	2018-19
118	Keddrick Mays, Chattanooga	2006-07
114	Matt Frierson, The Citadel	2017-18

Single-season 3-pointers, NCAA history	Player	Year
162	Stephen Curry, Davidson	2007-08
158	Darrin Fitzgerald, Butler	1986-87
155	Akeem Richmond, East Carolina	2013-14
152	Freddie Banks, UNLV	1986-87
148	Fletcher Magee, Wofford	2017-18

SoCON vs. OTHER CONFERENCES

American Athletic (1-1)

11/14 SMU 98, Western Carolina 65
11/24 The Citadel 84, South Florida 81

Atlantic Coast (0-7)

11/6 #22 Clemson 100, The Citadel 80
11/6 #8 North Carolina 78, Wofford 67
11/9 Pittsburgh 94, VMI 55
11/24 NC State 78, Mercer 74
11/27 Wake Forest 71, Western Carolina 64
12/5 #15 Virginia Tech 89, VMI 68
12/5 NC State 100, Western Carolina 67

Atlantic Sun (6-1)

11/6 Samford 91, North Alabama 74
11/12 Samford 74, Kennesaw State 60
11/18 Jacksonville 74, Chattanooga 66
(Mobile, Ala.)
11/23 VMI 87, Stetson 79 (OT)
11/24 Western Carolina 77, Jacksonville 65
12/15 UNCG 53, North Alabama 48
12/21 VMI 89, North Alabama 68

Big 12 (0-3)

11/16 Texas 97, The Citadel 69
11/18 Oklahoma 75, Wofford 64
12/4 #2 Kansas 72, Wofford 47

Big East (1-1)

11/11 Creighton 75, ETSU 69
11/17 Furman 76, No. 8 Villanova 68 (OT)

Big South (12-4)

11/10 Wofford 68, High Point 60
11/13 Furman 88, Gardner-Webb 86 (OT)
11/14 VMI 78, USC Upstate 72
11/17 ETSU 76, Winthrop 74
11/25 Furman 65, UNC Asheville 51
11/27 The Citadel 112, High Point 87
12/1 Longwood 65, VMI 45
12/8 Western Carolina 71, UNC Asheville 59
12/8 #25 Furman 74, USC Upstate 60
12/11 #23 Furman 77, Charleston Southern 69
12/12 Presbyterian 103, VMI 70
12/15 High Point 86, Western Carolina 59
12/15 Wofford 92, UNC Asheville 49
12/18 The Citadel 82, Campbell 76
12/18 UNCG 65, Radford 58
12/29 Longwood 110, The Citadel 94

Big Ten (0-4)

11/20 #23 Ohio State 68, Samford 50
11/23 #8 Michigan 83, Chattanooga 55
12/15 Illinois 73, ETSU 55
12/18 #23 Iowa 78, Western Carolina 60

Colonial (7-1)

11/10 Coll. of Charleston 77, Western Carolina 74
11/13 UNCG 82, UNCW 61
11/20 The Citadel 91, James Madison 82 (OT)
11/23 UNCG 84, Delaware 65
12/4 #25 Furman 98, Elon 77
12/7 UNCG 75, Elon 74
12/15 #23 Furman 93, UNCW 50
12/21 Mercer 77, UNCW 73

Conference USA (2-3)

11/6 Chattanooga 80, Charlotte 69
11/6 UAB 75, Mercer 67
11/21 Southern Miss 68, Western Carolina 63
(Cancun, Mexico)
11/24 UNCG 80, Louisiana Tech 73
(Newark, Del.)
12/5 Florida Atlantic 68, Mercer 64

Horizon (1-1)

11/7 Wright State 96, Western Carolina 73
11/18 Samford 73, Cleveland State 60

Ivy (0-1)

12/29 Harvard 71, Mercer 67
(Atlanta, Ga.)

Mid-American (0-1)

12/21 Bowling Green 73, Western Carolina 52

Mid-Eastern Athletic (6-0)

11/6 UNCG 74, North Carolina A&T 66
11/20 Mercer 80, Maryland Eastern Shore 42
11/21 Wofford 98, Coppin State 65
11/25 Samford 77, South Carolina State 60
12/12 UNCG 77, Coppin State 54
12/22 ETSU 89, Norfolk State 61
(El Paso, Texas)

Missouri Valley (1-0)

11/9 Furman 60, Loyola Chicago 58

Mountain West (1-0)

12/21 ETSU 76, Wyoming 53
(El Paso, Texas)

Non-Division I (23-0)

11/6 Furman 102, Bob Jones 48
11/6 VMI 89, Washington College 56
11/8 ETSU 109, Hiwassee 44
11/9 Mercer 105, Piedmont 52
11/11 VMI 98, Goucher 34
11/12 The Citadel 148, Mid-Atlantic Christian 75
11/13 Chattanooga 92, Cumberland 61
11/13 Wofford 95, Carver 34
11/14 The Citadel 137, Johnson 60
11/14 Samford 66, Miles College 57
11/15 Furman 107, North Greenville 67
11/16 UNCG 105, Johnson & Wales 57
11/17 Western Carolina 94, Hiwassee 55
11/20 VMI 106, Kentucky Christian 80
11/21 Furman 74, Southern Wesleyan 57
11/23 Wofford 97, Mars Hill 46
11/27 Mercer 90, Brewton-Parker 65
11/27 UNCG 111, Greensboro College 33
11/27 Chattanooga 95, Hiwassee 62
12/3 ETSU 107, Reinhardt 60
12/5 The Citadel 127, Johnson & Wales 93
12/6 Wofford 112, Kentucky Christian 58
12/21 Chattanooga 79, Bryan 45

Ohio Valley (6-5)

11/9 Samford 92, Jacksonville State 72
11/10 Eastern Kentucky 81, Chattanooga 78
11/16 Mercer 77, UT Martin 60
11/17 Southeast Missouri 63, Chattanooga 42
(Mobile, Ala.)
11/20 Jacksonville State 84, Western Carolina 53
(Cancun, Mexico)
11/29 Belmont 99, Samford 93 (OT)
12/1 Chattanooga 71, Tennessee Tech 60
12/8 ETSU 80, UT Martin 62
12/13 Samford 77, Morehead State 72 (OT)
12/15 The Citadel 86, Southeast Missouri 74
12/18 UT Martin 75, Chattanooga 72

Pac-12 (0-0)

11/16 Wofford at Stanford, canc.

Patriot (0-1)

11/27 American 74, VMI 64

American Athletic.....	1-1
Atlantic Coast.....	0-7
Atlantic Sun.....	6-1
Big 12.....	0-3
Big East.....	1-1
Big South.....	12-4
Big Ten.....	0-4
Colonial.....	7-1
Conference USA.....	2-3
Horizon.....	1-1
Independent.....	0-0
Ivy.....	0-1
Mid-American.....	0-1
Mid-Eastern Athletic.....	6-0
Missouri Valley.....	1-0
Mountain West.....	1-0
Non-Division I.....	23-0
Ohio Valley.....	6-5
Pac-12.....	0-0
Patriot.....	0-1
Southeastern.....	1-8
Southland.....	2-0
Southwestern Athletic.....	2-0
Summit.....	2-0
Sun Belt.....	2-5
Western Athletic.....	1-0

Total.....	77-47
Home.....	52-7
Away.....	22-35
Neutral.....	3-5
vs. Top 25.....	1-12

Southeastern (1-8)

11/9 #23 LSU 97, UNCG 91
11/18 #10 Kentucky 92, VMI 82
11/26 Wofford 81, South Carolina 61
12/1 #9 Kentucky 78, UNCG 61
12/16 Ole Miss 90, Chattanooga 70
12/18 Florida 71, Mercer 63
12/19 #3 Tennessee 83, Samford 70
12/19 #17 Mississippi State 98, Wofford 87
12/21 LSU 75, #24 Furman 57

Southland (2-0)

11/20 ETSU 77, Sam Houston State 63
12/17 Samford 85, Houston Baptist 61

Southwestern Athletic (2-0)

11/19 UNCG 74, Prairie View A&M 66
12/9 Samford 77, Alabama A&M 59

Summit (2-0)

11/23 Samford 74, Purdue Fort Wayne 66
11/24 ETSU 79, North Dakota State 61

Sun Belt (2-5)

11/6 Georgia State 74, ETSU 68
11/13 Georgia State 62, Mercer 60
11/16 South Alabama 73, Chattanooga 54
11/27 ETSU 69, Georgia Southern 64
12/8 Georgia Southern 89, Mercer 74
12/9 Wofford 82, Coastal Carolina 71
12/12 Georgia State 95, Chattanooga 88

Western Athletic (1-0)

11/19 ETSU 86, Chicago State 61

Home teams underlined All times Eastern

2018-19 SoCon BASKETBALL SCHEDULES (ALL TIMES EASTERN)



The Citadel (11-14, 3-11 SoCon)

N6	at No. 22 Clemson (ACC Network Extra)	L, 80-100
N12	MID-ATLANTIC CHRISTIAN# (ESPN+)	W, 148-75
N14	JOHNSON UNIVERSITY# (ESPN3)	W, 137-60
N16	at Texas# (Longhorn Network)	L, 69-97
N20	at James Madison (Madison)	W, 91-82 (OT)
N24	at South Florida (ESPN3)	W, 84-81
N27	HIGH POINT (ESPN+)	W, 112-87
D1	*MERCER (ESPN+)	W, 79-69
D5	JOHNSON & WALES (ESPN3)	W, 127-93
D15	SOUTHEAST MISSOURI (ESPN+)	W, 86-74
D18	at Campbell (ESPN+)	W, 82-76
D29	LONGWOOD (ESPN3)	L, 94-110
J3	*at Wofford (ESPN+)	L, 81-112
J5	*at Furman (ESPN3)	L, 85-101
J10	*ETSU (ESPN+)	L, 73-98
J12	*WESTERN CAROLINA (Nexstar/ESPN+)	L, 82-94
J17	*at Samford (ESPN+)	L, 77-80
J19	*at Chattanooga (ESPN3)	L, 71-73
J24	*at UNCG (ESPN+)	L, 60-83
J26	*VMI (ESPN+)	W, 84-82
J31	*FURMAN (ESPN+)	L, 61-71
F2	*WOFFORD (Nexstar/ESPN3)	L, 61-99
F9	*at Mercer (ESPN3)	W, 67-61
F14	*at ETSU (ESPN3)	L, 83-91
F16	*at Western Carolina (ESPN+)	L, 82-103
F21	*CHATTANOOGA (ESPN3)	7 p.m.
F23	*SAMFORD (Nexstar/ESPN3)	1 p.m.
F28	*UNCG (ESPN+)	7 p.m.
M2	*at VMI (Nexstar/ESPN+)	1 p.m.

* - Southern Conference game
- Continental Tire Las Vegas Invitational (campus sites)



ETSU (21-7, 11-4 SoCon)

N6	at Georgia State# (ESPN+)	L, 68-74
N8	HIWASSEE (ESPN+)	W, 109-44
N11	at Creighton# (FS1)	L, 69-75
N17	at Winthrop (ESPN+)	W, 76-74
N19	CHICAGO STATE# (ESPN+)	W, 86-61
N20	SAM HOUSTON STATE# (ESPN3)	W, 77-63
N24	NORTH DAKOTA STATE (ESPN+)	W, 79-61
N27	at Georgia Southern (ESPN+)	W, 69-64
D1	*at Wofford (ESPN+)	L, 62-79
D3	REINHARDT (ESPN3)	W, 107-60
D8	UT MARTIN (ESPN+)	W, 80-62
D15	at Illinois (Big Ten Network Plus)	L, 55-73
D21	vs. Wyoming%	W, 76-53
D22	vs. Norfolk State%	W, 89-61
D29	*FURMAN (ESPN+)	W, 79-56
J3	*SAMFORD (ESPN3)	W, 81-72 (OT)
J5	*CHATTANOOGA (ESPN+)	W, 96-70
J10	*at The Citadel (ESPN+)	W, 98-73
J12	*at Mercer (ESPN3)	W, 72-68 (OT)
J17	*VMI (ESPN+)	W, 85-82
J19	*UNCG (ESPN3)	L, 68-75
J26	*at Western Carolina (ESPN3)	W, 91-69
J31	*at Samford (ESPN3)	W, 74-66
F2	*at Chattanooga (ESPN3)	W, 77-64
F7	*WOFFORD (ESPN+)	L, 76-78 (OT)
F9	*at Furman (Nexstar/ESPN+)	L, 61-91
F14	*THE CITADEL (ESPN3)	W, 91-83
F16	*MERCER (ESPN3)	W, 88-69
F21	*at VMI (ESPN+)	7 p.m.
F24	*at UNCG (ESPN+)	3 p.m.
M2	*WESTERN CAROLINA (ESPN+)	4 p.m.

* - Southern Conference game
- Cayman Islands Classic (campus sites)
% - WestStar Bank Don Haskins Sun Bowl Inv. (El Paso, Texas)



Furman (22-5, 11-4 SoCon)

N6	BOB JONES (ESPN+)	W, 102-48
N9	at Loyola Chicago (NBCSC/ESPN3)	W, 60-58
N13	GARDNER-WEBB (ESPN+)	W, 88-86 (OT)
N15	NORTH GREENVILLE# (ESPN3)	W, 107-67
N17	at No. 8 Villanova# (FS2)	W, 76-68 (OT)
N21	SOUTHERN WESLEYAN# (ESPN3)	W, 74-57
N25	at UNC Asheville (ESPN+)	W, 65-51
D1	*WESTERN CAROLINA (ESPN+)	W, 90-88 (OT)
D4	at Elon (Phoenix All-Access)	W, 98-77
D8	at USC Upstate (ESPN+)	W, 74-60
D11	CHARLESTON SOUTHERN (ESPN3)	W, 77-69
D15	UNCW (ESPN+)	W, 93-50
D21	at LSU (SEC Network+)	L, 57-75
D29	*at ETSU (ESPN+)	L, 56-79
J3	*MERCER (ESPN+)	W, 71-58
J5	*THE CITADEL (ESPN3)	W, 101-85
J10	*at VMI (ESPN3)	W, 89-57
J12	*at UNCG (ESPN3)	L, 79-89
J19	*at Wofford (Nexstar/ESPN3)	L, 54-59
J24	*CHATTANOOGA (ESPN+)	W, 73-58
J26	*SAMFORD (ESPN3)	L, 73-75
J31	*at The Citadel (ESPN+)	W, 71-61
F2	*at Mercer (ESPN+)	W, 74-63
F7	*at Western Carolina (ESPN3)	W, 64-45
F9	*ETSU (Nexstar/ESPN+)	W, 91-61
F14	*UNCG (ESPN+)	W, 67-57
F16	*VMI (ESPN3)	W, 96-62
F23	*WOFFORD (ESPN3)	4 p.m.
F28	*at Samford (ESPN+)	7:30 p.m.
M2	*at Chattanooga (ESPN+)	2 p.m.

* - Southern Conference game
- Advocare Invitational (campus sites)



Mercer (9-17, 4-10 SoCon)

N6	at UAB	L, 67-75
N9	PIEDMONT (ESPN3)	W, 105-52
N13	at Georgia State (ESPN+)	L, 60-62
N16	UT MARTIN# (ESPN3)	W, 77-60
N20	MARYLAND EASTERN SHORE# (ESPN+)	W, 80-42
N24	at NC State# (ACC Network Extra)	L, 74-78
N27	BREWTON-PARKER (ESPN3)	W, 90-65
D1	*at The Citadel (ESPN+)	L, 69-79
D5	at Florida Atlantic (CUSA.TV)	L, 64-68
D8	GEORGIA SOUTHERN (ESPN3)	L, 74-89
D18	at Florida (SEC Network)	L, 63-71
D21	UNCW (ESPN+)	W, 77-73
D29	vs. Harvard^	L, 67-71
J3	*at Furman (ESPN+)	L, 58-71
J5	*at Wofford (Nexstar/ESPN3)	L, 74-78
J10	*WESTERN CAROLINA (ESPN+)	W, 84-80
J12	*ETSU (ESPN3)	L, 68-72 (OT)
J17	*at Chattanooga (ESPN3)	L, 70-73
J19	*at Samford (ESPN3)	W, 93-87
J24	*VMI (ESPN+)	W, 88-68
J26	*at UNCG (ESPN+)	W, 81-88
J31	*WOFFORD (ESPN+)	L, 67-76
F2	*FURMAN (ESPN+)	L, 63-74
F9	*THE CITADEL (ESPN3)	L, 61-67
F14	*at Western Carolina (ESPN+)	W, 74-65
F16	*at ETSU (ESPN3)	L, 69-88
F21	*SAMFORD (ESPN+)	7 p.m.
F23	*CHATTANOOGA (ESPN3)	4 p.m.
F28	*at VMI (ESPN3)	7 p.m.
M2	*UNCG (ESPN+)	4:30 p.m.

* - Southern Conference game
- Wolfpack Classic (campus sites)
^ - Atlanta, Ga.



UNC Greensboro (22-5, 11-3 SoCon)

N6	at North Carolina A&T	W, 74-66
N9	at No. 23 LSU (SEC Network+)	L, 91-97
N13	at UNCW	W, 82-61
N16	JOHNSON & WALES# (SDN/Roku)	W, 105-57
N19	PRAIRIE VIEW A&M (ESPN+)	W, 74-66
N23	at Delaware# (YouTube)	W, 84-65
N24	vs. Louisiana Tech^	W, 80-73
N27	GREENSBORO COLLEGE# (SDN/Roku)	W, 111-33
D1	at No. 10 Kentucky (ESPN2)	L, 61-78
D7	at Elon (Phoenix All-Access)	W, 75-74
D12	COPPIN STATE (ESPN3)	W, 77-54
D15	NORTH ALABAMA& (ESPN+)	W, 53-48
D18	RADFORD (ESPN+)	W, 65-58
D22	*at Samford (ESPN+)	W, 83-75
D29	*CHATTANOOGA (ESPN+)	W, 85-72
J5	*at VMI (ESPN+)	W, 71-68
J10	*WOFFORD (ESPN3)	L, 43-72
J12	*FURMAN (ESPN3)	W, 89-79
J17	*at Western Carolina (ESPN+)	W, 69-60
J19	*at ETSU (ESPN3)	W, 75-68
J24	*THE CITADEL (ESPN+)	W, 83-60
J26	*MERCER (ESPN+)	W, 88-81
J31	*VMI (ESPN3)	W, 93-66
F7	*SAMFORD (ESPN+)	W, 75-67
F9	*at Chattanooga (ESPN+)	W, 78-63
F14	*at Furman (ESPN+)	L, 57-67
F16	*at Wofford (Nexstar/ESPN+)	L, 50-80
F21	*WESTERN CAROLINA (ESPN+)	7 p.m.
F24	*ETSU (ESPN+)	3 p.m.
F28	*at The Citadel (ESPN+)	7 p.m.
M2	*at Mercer (ESPN+)	4:30 p.m.

* - Southern Conference game
- Delaware Invitational (campus sites)
^ - Delaware Invitational (Newark, Del.)
& - Fleming Gymnasium




Samford (16-11, 6-8 SoCon)

N6	NORTH ALABAMA (ESPN3)	W, 91-74
N9	JACKSONVILLE STATE (ESPN3)	W, 92-72
N12	KENNESAW STATE (ESPN+)	W, 74-60
N14	MILES COLLEGE (ESPN3)	W, 66-57
N18	at Cleveland State# (ESPN+)	W, 73-60
N20	at No. 23 Ohio State# (BigTen2Go)	L, 50-68
N23	at Purdue Fort Wayne# (Mastodon All-Access)	W, 74-66
N25	SOUTH CAROLINA STATE# (ESPN+)	W, 77-60
N29	BELMONT (ESPN+)	L, 93-99 (OT)
D9	at Alabama A&M	W, 77-59
D13	MOREHEAD STATE (ESPN+)	W, 77-72 (OT)
D17	HOUSTON BAPTIST (ESPN+)	W, 85-61
D19	at No. 3 Tennessee (SEC Network+)	L, 70-83
D22	*UNCG (ESPN+)	L, 75-83
D29	*VMI (ESPN3)	W, 96-68
J3	*at ETSU (ESPN3)	L, 72-81 (OT)
J5	*at Western Carolina (ESPN+)	L, 69-76
J12	*at Chattanooga (ESPN3)	L, 75-80
J17	*THE CITADEL (ESPN+)	W, 80-77
J19	*MERCER (ESPN3)	L, 87-93
J24	*at Wofford (ESPN+)	L, 106-107 (OT)
J26	*at Furman (ESPN3)	W, 75-73
J31	*ETSU (ESPN3)	L, 66-74
F2	*WESTERN CAROLINA (ESPN3)	W, 92-81
F7	*at UNCG (ESPN+)	L, 67-75
F9	*at VMI (ESPN+)	W, 84-77 (OT)
F16	*CHATTANOOGA (ESPN+)	W, 80-76 (OT)
F21	*at Mercer (ESPN+)	7 p.m.
F23	*at The Citadel (Nexstar/ESPN3)	1 p.m.
F28	*FURMAN (ESPN+)	7:30 p.m.
M2	*WOFFORD (ESPN3)	2 p.m.

* - Southern Conference game
- Buckeye Basketball Classic (campus sites)

2018-19 SoCon BASKETBALL SCHEDULES (ALL TIMES EASTERN)




Chattanooga

(11-16, 6-8 SoCon)

N6	at Charlotte (CUSA-TV)	W, 80-69
N10	EASTERN KENTUCKY	L, 78-81
N13	CUMBERLAND# (ESPN+)	W, 92-61
N16	at South Alabama# (ESPN+)	L, 54-73
N17	vs. Southeast Missouri^	L, 42-63
N18	vs. Jacksonville^	L, 66-74
N23	at No. 8 Michigan (Big Ten Network)	L, 55-83
N27	HIWASSEE (ESPN3)	W, 95-62
D1	TENNESSEE TECH (ESPN+)	W, 71-60
D9	*VMI (ESPN+)	W, 83-65
D12	at Georgia State (ESPN+)	L, 88-95
D16	at Ole Miss (SEC Network)	L, 70-90
D18	at UT Martin (ESPN+)	L, 72-75
D21	BRYAN (ESPN+)	W, 79-45
D29	*at UNCG (ESPN+)	L, 72-85
J3	*at Western Carolina (ESPN3)	W, 73-62
J5	*at ETSU (ESPN+)	L, 70-96
J12	*SAMFORD (ESPN3)	W, 80-75
J17	*MERCER (ESPN3)	W, 73-70
J19	*THE CITADEL (ESPN3)	W, 73-71
J24	*at Furman (ESPN+)	L, 58-73
J26	*at Wofford (Nexstar/ESPN+)	L, 69-80
J31	*WESTERN CAROLINA (ESPN+)	L, 96-105
F2	*ETSU (ESPN3)	L, 64-77
F7	*at VMI (ESPN3)	W, 71-70
F9	*UNCG (ESPN+)	L, 63-78
F16	*at Samford (ESPN+)	L, 76-80 (OT)
F21	*at The Citadel (ESPN3)	7 p.m.
F23	*at Mercer (ESPN3)	4 p.m.
F28	*WOFFORD (ESPN+)	7 p.m.
M2	*FURMAN (ESPN+)	2 p.m.
M8-11	at SoCon Championship (Asheville, N.C.)	

* - Southern Conference game
- Goldie and Herman Ungar Classic (campus sites)
^ - Goldie and Herman Ungar Classic (Mobile, Ala.)




VMI

(7-19, 1-13 SoCon)

N6	WASHINGTON COLLEGE (SDN/Roku)	W, 89-56
N9	at Pittsburgh (ACC Network Extra)	L, 55-94
N11	GOUCHER# (SDN/Roku)	W, 98-34
N14	USC UPSTATE (ESPN+)	W, 78-72
N18	at No. 10 Kentucky# (SEC Network)	L, 82-92
N20	KENTUCKY CHRISTIAN# (ESPN3)	W, 106-80
N23	at Stetson (ESPN+)	W, 87-79 (OT)
N27	AMERICAN (ESPN3)	L, 64-74
D1	at Longwood (ESPN+)	L, 45-65
D5	at No. 15 Virginia Tech (ACC Network Extra)	L, 68-89
D9	*at Chattanooga (ESPN+)	L, 65-83
D12	at Presbyterian (ESPN+)	L, 70-103
D21	NORTH ALABAMA (ESPN+)	W, 89-68
D29	*at Samford (ESPN3)	L, 68-96
J5	*UNCG (ESPN+)	L, 68-71
J10	*FURMAN (ESPN3)	L, 57-89
J12	*WOFFORD (ESPN+)	L, 76-90
J17	*at ETSU (ESPN+)	L, 82-85
J19	*WESTERN CAROLINA (Nexstar/ESPN+)	W, 91-83
J24	*at Mercer (ESPN+)	L, 68-88
J26	*at The Citadel (ESPN+)	L, 82-84
J31	*at UNCG (ESPN3)	L, 66-93
F7	*CHATTANOOGA (ESPN3)	L, 70-71
F9	*SAMFORD (ESPN+)	L, 77-84 (OT)
F14	*at Wofford (ESPN+)	L, 84-95
F16	*at Furman (ESPN3)	L, 62-96
F21	*ETSU (ESPN+)	7 p.m.
F23	*at Western Carolina (ESPN3)	7:30 p.m.
F28	*MERCER (ESPN3)	7 p.m.
M2	*THE CITADEL (Nexstar/ESPN+)	1 p.m.
M8-11	at SoCon Championship (Asheville, N.C.)	

* - Southern Conference game
- Ohio Valley Hardwood Showcase (campus sites)




Western Carolina

(7-21, 4-11 SoCon)

N7	at Wright State# (ESPN+)	L, 73-96
N10	COLLEGE OF CHARLESTON (ESPN3)	L, 74-77
N14	at SMU# (PonyUp TV)	L, 65-98
N17	HIWASSEE	W, 94-55
N20	vs. Jacksonville State^ (CBS Digital)	L, 53-84
N21	vs. Southern Miss^ (CBS Digital)	L, 63-68
N24	JACKSONVILLE	W, 77-65
N27	at Wake Forest (ACC Network Extra)	L, 64-71
D1	*at Furman (ESPN+)	L, 88-90 (2OT)
D5	at NC State (ACC Network Extra)	L, 67-100
D8	at UNC Asheville (ESPN+)	W, 71-59
D15	at High Point (ESPN+)	L, 59-86
D18	at No. 23 Iowa (Big Ten Network)	L, 60-78
D21	at Bowling Green (WBGUTV)	L, 52-73
D29	*WOFFORD (ESPN+)	L, 54-74
J3	*CHATTANOOGA (ESPN3)	L, 62-73
J5	*SAMFORD (ESPN+)	W, 76-69
J10	*at Mercer (ESPN+)	L, 80-84
J12	*at The Citadel (Nexstar/ESPN+)	W, 94-82
J17	*UNCG (ESPN+)	L, 60-69
J19	*at VMI (Nexstar/ESPN+)	L, 83-91
J26	*ETSU (ESPN3)	L, 69-91
J31	*at Chattanooga (ESPN+)	W, 105-96
F2	*at Samford (ESPN3)	L, 81-92
F7	*FURMAN (ESPN3)	L, 45-64
F9	*at Wofford (ESPN+)	L, 56-83
F14	*MERCER (ESPN+)	L, 65-74
F16	*THE CITADEL (ESPN+)	W, 103-82
F21	*at UNCG (ESPN+)	7 p.m.
F23	*VMI (ESPN3)	7:30 p.m.
M2	*at ETSU (ESPN+)	4 p.m.
M8-11	at SoCon Championship (Asheville, N.C.)	

* - Southern Conference game
- Cancun Challenge (campus sites)
^ - Cancun Challenge (Cancun, Mexico)



Wofford

(23-4, 15-0 SoCon)

N6	No. 8 NORTH CAROLINA (ESPN2)	L, 67-78
N10	at High Point (ESPN+)	W, 68-60
N13	CARVER (SDN/Roku)	W, 95-34
N16	at Stanford# (Pac-12 Networks)	canc.
N18	at Oklahoma# (Fox Sports Oklahoma)	L, 64-75
N21	COPPIN STATE# (ESPN3)	W, 98-65
N23	MARS HILL# (SDN/Roku)	W, 97-46
N26	at South Carolina (SEC Network+)	W, 81-61
D1	*ETSU (ESPN+)	W, 79-62
D4	at No. 2 Kansas (ESPN+)	L, 47-72
D6	KENTUCKY CHRISTIAN (SDN/Roku)	W, 112-58
D9	COASTAL CAROLINA (ESPN+)	W, 82-71
D15	UNC ASHEVILLE (ESPN+)	W, 92-49
D19	at No. 17 Mississippi State (SEC Network+)	L, 87-98
D29	*at Western Carolina (ESPN+)	W, 74-54
J3	*THE CITADEL (ESPN+)	W, 112-81
J5	*MERCER (Nexstar/ESPN3)	W, 78-74
J10	*at UNCG (ESPN3)	W, 72-43
J12	*at VMI (ESPN+)	W, 90-76
J19	*FURMAN (Nexstar/ESPN3)	W, 59-54
J24	*SAMFORD (ESPN+)	W, 107-106 (OT)
J26	*CHATTANOOGA (Nexstar/ESPN+)	W, 80-69
J31	*at Mercer (ESPN+)	W, 76-67
F2	*at The Citadel (Nexstar/ESPN3)	W, 99-61
F7	*at ETSU (ESPN+)	W, 78-76 (OT)
F9	*WESTERN CAROLINA (ESPN+)	W, 83-56
F14	*VMI (ESPN+)	W, 95-84
F16	*UNCG (Nexstar/ESPN+)	W, 80-50
F23	*at Furman (ESPN3)	4 p.m.
F28	*at Chattanooga (ESPN+)	7 p.m.
M2	*at Samford (ESPN3)	2 p.m.
M8-11	at SoCon Championship (Asheville, N.C.)	

* - Southern Conference game
- Bad Boy Mowers Battle 4 Atlantis (campus sites)

Southern Conference men's basketball media relations information

The Citadel (CitadelSports.com) Milledge Austin (maustin7@citadel.edu) Office: 843-953-6567	Chattanooga (GoMocs.com) Jim Horten (james-horten@utc.edu) Office: 423-425-2350
ETSU (ETSUBucs.com) Kevin Brown (brownk@etsu.edu) Office: 423-439-5263	VMI (VMIKeydets.com) Wade Branner (brannerwh@vmi.edu) Office: 540-464-7515
Furman (FurmanPaladins.com) Jordan Caskey (jordan.caskey@furman.edu) Office: 864-294-3065	Western Carolina (CatamountSports.com) Steven Grandy (sgrandy@email.wcu.edu) Office: 828-227-2655
Mercer (MercerBears.com) Will Tharp (tharp_wb@mercer.edu) Office: 478-301-5218	Wofford (WoffordTerriers.com) Phil Marcello (marcellopr@wofford.edu) Office: 864-597-4092
UNC Greensboro (UNCGSpartans.com) Stephen Czarda (s_czarda@uncg.edu) Office: 336-334-5615	Southern Conference (SoConSports.com) Phil Perry (pperry@socon.org) Office: 864-591-5100 // Cell: 864-525-5174
Samford (SamfordSports.com) Joey Mullins (jimmulli1@samford.edu) Office: 205-726-2799	

2018-19 Southern Conference
CONFERENCE BASKETBALL STATISTICS
Through games of Feb 19, 2019 (All games)

SCORING OFFENSE	G	W-L	Pts	Avg/G
1. The Citadel	25	11-14	2156	86.2
2. Wofford	27	23-4	2252	83.4
3. ETSU	28	21-7	2239	80.0
4. Samford	27	16-11	2123	78.6
5. Furman	27	22-5	2120	78.5
6. UNC Greensboro	27	22-5	2071	76.7
7. VMI	26	7-19	1947	74.9
8. Mercer	26	9-17	1917	73.7
9. Chattanooga	27	11-16	1963	72.7
10. Western Carolina	28	7-21	1993	71.2

SCORING DEFENSE	G	Pts	Avg/G
1. Furman	27	1763	65.3
2. Wofford	27	1781	66.0
3. UNC Greensboro	27	1808	67.0
4. ETSU	28	1920	68.6
5. Mercer	26	1872	72.0
6. Samford	27	2012	74.5
7. Chattanooga	27	2018	74.7
8. Western Carolina	28	2224	79.4
9. VMI	26	2114	81.3
10. The Citadel	25	2152	86.1

SCORING MARGIN	G	Offense	Defense	Margin
1. Wofford	27	83.4	66.0	+17.4
2. Furman	27	78.5	65.3	+13.2
3. ETSU	28	80.0	68.6	+11.4
4. UNC Greensboro	27	76.7	67.0	+9.7
5. Samford	27	78.6	74.5	+4.1
6. Mercer	26	73.7	72.0	+1.7
7. The Citadel	25	86.2	86.1	+0.2
8. Chattanooga	27	72.7	74.7	-2.0
9. VMI	26	74.9	81.3	-6.4
10. Western Carolina	28	71.2	79.4	-8.2

FREE THROW PCT	G	FTM	FTA	Pct.
1. The Citadel	25	335	461	.727
2. Samford	27	391	541	.723
3. VMI	26	328	455	.721
4. UNC Greensboro	27	336	478	.703
5. Furman	27	300	427	.703
6. Mercer	26	397	567	.700
7. Wofford	27	317	454	.698
8. Chattanooga	27	280	404	.693
9. ETSU	28	338	501	.675
10. Western Carolina	28	367	555	.661

FIELD GOAL PERCENTAGE	G	FGM	FGA	Pct.
1. Wofford	27	817	1665	.491
2. ETSU	28	837	1732	.483
3. Samford	27	760	1575	.483
4. Furman	27	770	1623	.474
5. UNC Greensboro	27	762	1648	.462
6. Western Carolina	28	683	1492	.458
7. Mercer	26	666	1467	.454
8. The Citadel	25	761	1682	.452
9. Chattanooga	27	716	1601	.447
10. VMI	26	682	1612	.423

FIELD GOAL PCT DEFENSE	G	FGM	FGA	Pct.
1. Samford	27	712	1715	.415
2. Furman	27	660	1589	.415
3. ETSU	28	676	1586	.426
4. Wofford	27	631	1466	.430
5. UNC Greensboro	27	640	1472	.435
6. Mercer	26	648	1481	.438
7. Chattanooga	27	733	1599	.458
8. The Citadel	25	760	1657	.459
9. VMI	26	754	1605	.470
10. Western Carolina	28	793	1653	.480

3-POINT FG PCT	G	3FGM	3FGA	Pct.
1. Wofford	27	301	717	.420
2. Samford	27	212	535	.396
3. Western Carolina	28	260	693	.375
4. Chattanooga	27	251	671	.374
5. Furman	27	280	774	.362
6. ETSU	28	227	631	.360
7. VMI	26	255	733	.348
8. UNC Greensboro	27	211	612	.345
9. The Citadel	25	299	880	.340
10. Mercer	26	188	556	.338

3-POINT FG PCT DEFENSE	G	3FGM	3FGA	Pct.
1. Furman	27	195	618	.316
2. Western Carolina	28	201	620	.324
3. Wofford	27	204	593	.344
4. Mercer	26	242	702	.345
5. Samford	27	250	722	.346
6. UNC Greensboro	27	196	554	.354
7. Chattanooga	27	199	555	.359
8. ETSU	28	241	664	.363
9. The Citadel	25	283	769	.368
10. VMI	26	230	624	.369

REBOUNDING OFFENSE	G	Rebounds	Avg/G
1. ETSU	28	1150	41.1
2. The Citadel	25	926	37.0
3. Samford	27	993	36.8
4. Furman	27	979	36.3
5. Western Carolina	28	990	35.4
6. Wofford	27	950	35.2
7. VMI	26	914	35.2
8. Chattanooga	27	932	34.5
9. UNC Greensboro	27	927	34.3
10. Mercer	26	883	34.0

REBOUNDING DEFENSE	G	Rebounds	Avg/G
1. Wofford	27	762	28.2
2. ETSU	28	819	29.3
3. Western Carolina	28	888	31.7
4. UNC Greensboro	27	919	34.0
5. Furman	27	919	34.0
6. Mercer	26	923	35.5
7. Chattanooga	27	968	35.9
8. Samford	27	992	36.7
9. VMI	26	1010	38.8
10. The Citadel	25	1024	41.0

2018-19 Southern Conference
CONFERENCE BASKETBALL STATISTICS
Through games of Feb 19, 2019 (All games)

REBOUNDING MARGIN	G	Team	Avg.	Opp.	Avg.	Margin
1.	ETSU	28	1150	41.1	819	29.3 +11.8
2.	Wofford	27	950	35.2	762	28.2 +7.0
3.	Western Carolina	28	990	35.4	888	31.7 +3.6
4.	Furman	27	979	36.3	919	34.0 +2.2
5.	UNC Greensboro	27	927	34.3	919	34.0 +0.3
6.	Samford	27	993	36.8	992	36.7 +0.0
7.	Chattanooga	27	932	34.5	968	35.9 -1.3
8.	Mercer	26	883	34.0	923	35.5 -1.5
9.	VMI	26	914	35.2	1010	38.8 -3.7
10.	The Citadel	25	926	37.0	1024	41.0 -3.9

BLOCKED SHOTS	G	No.	Avg/G
1.	Furman	27	117 4.3
2.	ETSU	28	110 3.9
3.	UNC Greensboro	27	105 3.9
4.	Samford	27	104 3.9
5.	The Citadel	25	87 3.5
6.	Wofford	27	79 2.9
7.	Mercer	26	66 2.5
8.	Chattanooga	27	66 2.4
9.	VMI	26	47 1.8
10.	Western Carolina	28	45 1.6

ASSISTS	G	No.	Avg/G
1.	Furman	27	438 16.2
2.	ETSU	28	453 16.2
3.	The Citadel	25	390 15.6
4.	Wofford	27	420 15.6
5.	Samford	27	385 14.3
6.	VMI	26	355 13.7
7.	Chattanooga	27	358 13.3
8.	UNC Greensboro	27	351 13.0
9.	Mercer	26	330 12.7
10.	Western Carolina	28	340 12.1

STEALS	G	No.	Avg/G
1.	Furman	27	247 9.1
2.	UNC Greensboro	27	240 8.9
3.	ETSU	28	214 7.6
4.	Samford	27	195 7.2
5.	The Citadel	25	179 7.2
6.	Wofford	27	188 7.0
7.	Mercer	26	178 6.8
8.	VMI	26	178 6.8
9.	Chattanooga	27	118 4.4
10.	Western Carolina	28	119 4.3

TURNOVER MARGIN	G	Team	Avg.	Opp.	Avg.	Margin
1.	UNC Greensboro	27	317	11.7	467	17.3 +5.6
2.	Wofford	27	292	10.8	387	14.3 +3.5
3.	Furman	27	345	12.8	405	15.0 +2.2
4.	Mercer	26	340	13.1	384	14.8 +1.7
5.	The Citadel	25	324	13.0	353	14.1 +1.2
6.	ETSU	28	397	14.2	407	14.5 +0.4
7.	VMI	26	337	13.0	337	13.0 +0.0
8.	Samford	27	387	14.3	368	13.6 -0.7
9.	Chattanooga	27	351	13.0	312	11.6 -1.4
10.	Western Carolina	28	521	18.6	295	10.5 -8.1

ASSIST/TURNOVER RATIO	G	Ast.	Avg.	T/O	Avg.	Ratio
1.	Wofford	27	420	15.6	292	10.8 1.4
2.	Furman	27	438	16.2	345	12.8 1.3
3.	The Citadel	25	390	15.6	324	13.0 1.2
4.	ETSU	28	453	16.2	397	14.2 1.1
5.	UNC Greensboro	27	351	13.0	317	11.7 1.1
6.	VMI	26	355	13.7	337	13.0 1.1
7.	Chattanooga	27	358	13.3	351	13.0 1.0
8.	Samford	27	385	14.3	387	14.3 1.0
9.	Mercer	26	330	12.7	340	13.1 1.0
10.	Western Carolina	28	340	12.1	521	18.6 0.7

OFFENSIVE REBOUNDS	G	No.	Avg/G
1.	ETSU	28	384 13.7
2.	UNC Greensboro	27	303 11.2
3.	Wofford	27	293 10.9
4.	The Citadel	25	263 10.5
5.	Furman	27	280 10.4
6.	Mercer	26	259 10.0
7.	Western Carolina	28	271 9.7
8.	VMI	26	242 9.3
9.	Samford	27	246 9.1
10.	Chattanooga	27	240 8.9

DEFENSIVE REBOUNDS	G	No.	Avg/G
1.	Samford	27	747 27.7
2.	ETSU	28	766 27.4
3.	The Citadel	25	663 26.5
4.	Furman	27	699 25.9
5.	VMI	26	672 25.8
6.	Western Carolina	28	719 25.7
7.	Chattanooga	27	692 25.6
8.	Wofford	27	657 24.3
9.	Mercer	26	624 24.0
10.	UNC Greensboro	27	624 23.1

DEFENSIVE REB PCT.	G	D-Reb	Opp. OR	D-Reb%
1.	ETSU	28	766	223 .775
2.	Wofford	27	657	198 .768
3.	Western Carolina	28	719	250 .742
4.	Chattanooga	27	692	249 .735
5.	VMI	26	672	257 .723
6.	Furman	27	699	279 .715
7.	UNC Greensboro	27	624	277 .693
8.	The Citadel	25	663	302 .687
9.	Samford	27	747	342 .686
10.	Mercer	26	624	302 .674

OFFENSIVE REB PCT.	G	O-Reb	Opp. DR	O-Reb%
1.	ETSU	28	384	596 .392
2.	Wofford	27	293	564 .342
3.	UNC Greensboro	27	303	642 .321
4.	Furman	27	280	640 .304
5.	Western Carolina	28	271	638 .298
6.	Mercer	26	259	621 .294
7.	Samford	27	246	650 .275
8.	The Citadel	25	263	722 .267
9.	Chattanooga	27	240	719 .250
10.	VMI	26	242	753 .243

2018-19 Southern Conference
CONFERENCE BASKETBALL STATISTICS
Through games of Feb 19, 2019 (All games)

3-POINT FG MADE	G	No.	Avg/G
1. The Citadel	25	299	12.0
2. Wofford	27	301	11.1
3. Furman	27	280	10.4
4. VMI	26	255	9.8
5. Chattanooga	27	251	9.3
6. Western Carolina	28	260	9.3
7. ETSU	28	227	8.1
8. Samford	27	212	7.9
9. UNC Greensboro	27	211	7.8
10. Mercer	26	188	7.2

2018-19 Southern Conference
CONFERENCE BASKETBALL STATISTICS
Through games of Feb 19, 2019 (All games)

Team	Conference	Pct.	PF	PA	Overall	Pct.	PF	PA	Current unbeaten streak
Wofford	15-0	1.000	84.1	67.5	23-4	.852	83.4	66.0	Wofford -- 14
UNC Greensboro	11-3	.786	74.2	69.9	22-5	.815	76.7	67.0	Furman -- 6
Furman	11-4	.733	76.6	66.5	22-5	.815	78.5	65.3	ETSU -- 2
ETSU	11-4	.733	79.9	73.0	21-7	.750	80.0	68.6	Samford -- 2
Samford	6-8	.429	80.3	80.1	16-11	.593	78.6	74.5	Western Carolina -- 1
Chattanooga	6-8	.429	72.9	77.6	11-16	.407	72.7	74.7	
Mercer	4-10	.286	72.8	76.1	9-17	.346	73.7	72.0	
Western Carolina	4-11	.267	74.7	80.9	7-21	.250	71.2	79.4	
The Citadel	3-11	.214	74.7	86.9	11-14	.440	86.2	86.1	
VMI	1-13	.071	72.6	86.3	7-19	.269	74.9	81.3	

TEAM SUMMARIES	G	PF-PA	Avg score	Margin	FG-FGA	Pct.	3FG-FGA	Pct.	FT-FTA	Pct.	RebF	RebA	Margin
Chattanooga	27	1963-2018	72.7-74.7	-2.0	716-1601	.447	251-671	.374	280-404	.693	932	968	-1.3
ETSU	28	2239-1920	80.0-68.6	+11.4	837-1732	.483	227-631	.360	338-501	.675	1150	819	+11.8
Furman	27	2120-1763	78.5-65.3	+13.2	770-1623	.474	280-774	.362	300-427	.703	979	919	+2.2
Mercer	26	1917-1872	73.7-72.0	+1.7	666-1467	.454	188-556	.338	397-567	.700	883	923	-1.5
Samford	27	2123-2012	78.6-74.5	+4.1	760-1575	.483	212-535	.396	391-541	.723	993	992	+0.0
The Citadel	25	2156-2152	86.2-86.1	+0.2	761-1682	.452	299-880	.340	335-461	.727	926	1024	-3.9
UNC Greensboro	27	2071-1808	76.7-67.0	+9.7	762-1648	.462	211-612	.345	336-478	.703	927	919	+0.3
VMI	26	1947-2114	74.9-81.3	-6.4	682-1612	.423	255-733	.348	328-455	.721	914	1010	-3.7
Western Carolina	28	1993-2224	71.2-79.4	-8.2	683-1492	.458	260-693	.375	367-555	.661	990	888	+3.6
Wofford	27	2252-1781	83.4-66.0	+17.4	817-1665	.491	301-717	.420	317-454	.698	950	762	+7.0

ATTENDANCE	Home	Average	Away	Average	Neutral	Average	Total	Average
Chattanooga	12-37496	3125	13-41392	3184	2-0	0	27-78888	2922
ETSU	14-60914	4351	12-49458	4122	2-4011	2006	28-114383	4085
Furman	14-26317	1880	13-45822	3525	0-0	0	27-72139	2672
Mercer	12-29012	2418	13-43835	3372	1-2504	2504	26-75351	2898
Samford	15-16466	1098	12-46724	3894	0-0	0	27-63190	2340
The Citadel	12-13166	1097	13-46055	3543	0-0	0	25-59221	2369
UNC Greensboro	13-31892	2453	13-60706	4670	1-172	172	27-92770	3436
VMI	12-10385	865	14-55036	3931	0-0	0	26-65421	2516
Western Carolina	11-16207	1473	15-49437	3296	2-0	0	28-65644	2344
Wofford	16-37880	2368	11-49015	4456	0-0	0	27-86895	3218
Totals	131-279735	2135	129-487480	3779	8-6687	836	268-773902	2888

2018-19 Southern Conference
INDIVIDUAL BASKETBALL STATISTICS
Through games of Feb 19, 2019 (All games)

To be ranked, a player must appear in at least 75.0% of their team's games.

SCORING							REBOUNDING						
	Cl	G	FG	3FG	FT	Pts Avg/G		Cl	G	Off	Def	Total	Avg/G
1. Bubba Parham-VMI	So	26	168	93	108	537 20.7	1. Jeromy Rodriguez-ETSU	Jr	28	98	214	312	11.1
2. Fletcher Magee-WOF	Sr	27	169	121	84	543 20.1	2. Carlos Dotson-WCU	Jr	27	84	171	255	9.4
3. Lew Stallworth-CIT	Sr	25	191	25	90	497 19.9	3. Matt Rafferty-FUR	Sr	27	72	170	242	9.0
4. Matt Rafferty-FUR	Sr	27	172	7	111	462 17.1	4. Ruben Guerrero-SAM	Sr	27	87	137	224	8.3
5. Ross Cummings-MER	So	26	130	82	99	441 17.0	5. Mladen Armus-ETSU	So	28	79	145	224	8.0
6. Josh Sharkey-SAM	Jr	27	147	24	127	445 16.5	6. Robert Allen-SAM	Fr	27	43	163	206	7.6
7. Francis Alonso-UNCG	Sr	27	140	72	91	443 16.4	7. James Dickey-UNCG	Jr	21	50	109	159	7.6
8. Jordan Lyons-FUR	Jr	27	154	87	44	439 16.3	8. Cameron Jackson-WOF	Sr	27	73	126	199	7.4
9. Isaiah Miller-UNCG	So	27	170	19	45	404 15.0	9. Zane Najdawi-CIT	Sr	25	55	122	177	7.1
10. Kevin Easley-UTC	Fr	27	149	46	54	398 14.7	10. Keve Aluma-WOF	So	27	75	113	188	7.0
11. Cameron Jackson-WOF	Sr	27	155	7	79	396 14.7	11. Kevin Easley-UTC	Fr	27	46	129	175	6.5
12. Ruben Guerrero-SAM	Sr	27	159	0	56	374 13.9	12. Garrett Gilkeson-VMI	Jr	26	48	118	166	6.4
13. Zane Najdawi-CIT	Sr	25	123	20	79	345 13.8	13. Clay Mounce-FUR	So	27	44	117	161	6.0
14. Kameron Gibson-WCU	Fr	28	137	68	32	374 13.4	14. Tyler Creamer-VMI	Jr	24	39	103	142	5.9
15. Nathan Hoover-WOF	Jr	27	116	68	57	357 13.2	15. Fardaws Aimaq-MER	Fr	24	53	73	126	5.3
16. Brandon Austin-SAM	Jr	27	122	78	34	356 13.2	16. Lew Stallworth-CIT	Sr	25	8	121	129	5.2
17. Carlos Dotson-WCU	Jr	27	139	0	73	351 13.0	17. Ethan Stair-MER	Jr	26	36	94	130	5.0
18. Matt Frierson-CIT	Sr	24	88	87	35	298 12.4	18. Eric Hamilton-UNCG	Jr	27	44	88	132	4.9
19. Matt Halvorsen-WCU	So	28	94	70	80	338 12.1	19. Onno Steger-WCU	Jr	28	39	97	136	4.9
20. Patrick Good-ETSU	So	27	100	86	39	325 12.0	20. Jaylen Stowe-MER	Sr	26	28	97	125	4.8
21. Myron Gordon-SAM	Jr	27	102	27	89	320 11.9							
22. Jeromy Rodriguez-ETSU	Jr	28	136	0	57	329 11.8							
23. Ethan Stair-MER	Jr	26	105	39	51	300 11.5							
24. Onno Steger-WCU	Jr	28	103	60	57	323 11.5							
25. Donovan Toatley-UTC	Fr	24	99	21	56	275 11.5							
26. Kaiden Rice-CIT	So	25	101	64	20	286 11.4							
27. Tray Boyd III-ETSU	Jr	28	121	61	10	313 11.2							
28. Clay Mounce-FUR	So	27	113	43	29	298 11.0							
29. Jaylen Stowe-MER	Sr	26	101	9	67	278 10.7							
30. Jerry Johnson Jr.-UTC	Jr	27	100	52	33	285 10.6							

FIELD GOAL PCT						ASSISTS			
	Cl	G	FGM	FGA	Pct.		Cl	G	No. Avg/G
1. Matt Rafferty-FUR	Sr	27	172	271	.635	1. Josh Sharkey-SAM	Jr	27	208 7.7
2. Ruben Guerrero-SAM	Sr	27	159	262	.607	2. Lew Stallworth-CIT	Sr	25	152 6.1
3. Carlos Dotson-WCU	Jr	27	139	234	.594	3. Matt Rafferty-FUR	Sr	27	114 4.2
4. Cameron Jackson-WOF	Sr	27	155	268	.578	4. Demetrius Troy-UNCG	Sr	27	111 4.1
5. Lew Stallworth-CIT	Sr	25	191	356	.537	5. Marcus Cohen-MER	So	24	88 3.7
6. Isaiah Miller-UNCG	So	27	170	333	.511	6. Bubba Parham-VMI	So	26	90 3.5
7. Kevin Easley-UTC	Fr	27	149	324	.460	7. Alex Hunter-FUR	So	27	92 3.4
8. Josh Sharkey-SAM	Jr	27	147	330	.445	8. Storm Murphy-WOF	So	26	84 3.2
9. Ross Cummings-MER	So	26	130	300	.433	9. Donovan Toatley-UTC	Fr	24	74 3.1
10. Fletcher Magee-WOF	Sr	27	169	393	.430	10. Isaiah Tisdale-ETSU	Jr	27	83 3.1
11. Bubba Parham-VMI	So	26	168	398	.422	11. Garrett Gilkeson-VMI	Jr	26	72 2.8
12. Francis Alonso-UNCG	Sr	27	140	332	.422	12. Bo Hodges-ETSU	So	23	62 2.7
13. Jordan Lyons-FUR	Jr	27	154	392	.393	13. Matt Halvorsen-WCU	So	28	75 2.7
						14. Francis Alonso-UNCG	Sr	27	71 2.6
						15. Cameron Jackson-WOF	Sr	27	70 2.6

2018-19 Southern Conference
INDIVIDUAL BASKETBALL STATISTICS
Through games of Feb 19, 2019 (All games)

FREE THROW PCT					
	Cl	G	FTM	FTA	Pct.
1. Fletcher Magee-WOF	Sr	27	84	91	.923
2. Francis Alonso-UNCG	Sr	27	91	103	.883
3. Matt Halvorsen-WCU	So	28	80	93	.860
4. Myron Gordon-SAM	Jr	27	89	104	.856
5. Ross Cummings-MER	So	26	99	118	.839
6. Djordje Dimitrijevic-MER	Jr	26	66	82	.805
7. Matt Rafferty-FUR	Sr	27	111	144	.771
8. Bubba Parham-VMI	So	26	108	141	.766
9. Josh Sharkey-SAM	Jr	27	127	171	.743
10. Zane Najdawi-CIT	Sr	25	79	108	.731
11. Jaylen Stowe-MER	Sr	26	67	93	.720
12. Lew Stallworth-CIT	Sr	25	90	126	.714
13. Cameron Jackson-WOF	Sr	27	79	131	.603
14. Carlos Dotson-WCU	Jr	27	73	145	.503

STEALS				
	Cl	G	No.	Avg/G
1. Isaiah Miller-UNCG	So	27	78	2.9
2. Josh Sharkey-SAM	Jr	27	74	2.7
3. Matt Rafferty-FUR	Sr	27	72	2.7
4. Ethan Stair-MER	Jr	26	46	1.8
5. Cameron Jackson-WOF	Sr	27	44	1.6
6. Garrett Gilkeson-VMI	Jr	26	42	1.6
7. James Dickey-UNCG	Jr	21	29	1.4
8. Jeromy Rodriguez-ETSU	Jr	28	36	1.3
9. Jordan Lyons-FUR	Jr	27	34	1.3
10. Demetrius Troy-UNCG	Sr	27	33	1.2
11. Brandon Austin-SAM	Jr	27	32	1.2
12. Myles Lewis-VMI	So	26	30	1.2
13. Bo Hodges-ETSU	So	23	25	1.1
14. Isaiah Tisdale-ETSU	Jr	27	29	1.1
Francis Alonso-UNCG	Sr	27	29	1.1

3-POINT FG PCT					
	Cl	G	3FG	FGA	Pct.
1. Kevion Nolan-SAM	So	24	37	71	.521
2. Storm Murphy-WOF	So	26	41	82	.500
3. Nathan Hoover-WOF	Jr	27	68	153	.444
4. Brandon Austin-SAM	Jr	27	78	177	.441
5. Clay Mounce-FUR	So	27	43	99	.434
6. Kyrin Galloway-UNCG	Jr	27	42	100	.420
7. Kameron Gibson-WCU	Fr	28	68	163	.417
8. Fletcher Magee-WOF	Sr	27	121	291	.416
9. Patrick Good-ETSU	So	27	86	207	.415
10. Ross Cummings-MER	So	26	82	204	.402
11. Kevin Easley-UTC	Fr	27	46	115	.400
12. Bubba Parham-VMI	So	26	93	236	.394
13. Ethan Stair-MER	Jr	26	39	99	.394
14. Matt Frierson-CIT	Sr	24	87	227	.383
15. Onno Steger-WCU	Jr	28	60	157	.382

3-POINT FG MADE				
	Cl	G	3FG	Avg/G
1. Fletcher Magee-WOF	Sr	27	121	4.5
2. Matt Frierson-CIT	Sr	24	87	3.6
3. Bubba Parham-VMI	So	26	93	3.6
4. Jordan Lyons-FUR	Jr	27	87	3.2
5. Patrick Good-ETSU	So	27	86	3.2
6. Ross Cummings-MER	So	26	82	3.2
7. Brandon Austin-SAM	Jr	27	78	2.9
8. Francis Alonso-UNCG	Sr	27	72	2.7
9. Kaiden Rice-CIT	So	25	64	2.6
10. Nathan Hoover-WOF	Jr	27	68	2.5
11. Matt Halvorsen-WCU	So	28	70	2.5
12. Kameron Gibson-WCU	Fr	28	68	2.4
13. Tray Boyd III-ETSU	Jr	28	61	2.2
14. Onno Steger-WCU	Jr	28	60	2.1
15. Jerry Johnson Jr.-UTC	Jr	27	52	1.9

BLOCKED SHOTS				
	Cl	G	No.	Avg/G
1. Ruben Guerrero-SAM	Sr	27	60	2.2
2. James Dickey-UNCG	Jr	21	43	2.0
3. Zane Najdawi-CIT	Sr	25	43	1.7
4. Clay Mounce-FUR	So	27	31	1.1
Cameron Jackson-WOF	Sr	27	31	1.1
6. Matt Rafferty-FUR	Sr	27	30	1.1
7. Mladen Armus-ETSU	So	28	31	1.1
8. Kyrin Galloway-UNCG	Jr	27	24	0.9
9. Victor Bafutto-MER	So	25	21	0.8
10. Robert Allen-SAM	Fr	27	22	0.8
11. Fardaws Aimaq-MER	Fr	24	19	0.8
12. Noah Gurley-FUR	Fr	25	19	0.8
13. Keve Aluma-WOF	So	27	19	0.7
14. Jeromy Rodriguez-ETSU	Jr	28	19	0.7
15. Jake Stephens-VMI	Fr	26	16	0.6

ASSIST/TURNOVER RATIO					
	Cl	G	Ast.	T/O	Ratio
1. Isaiah Tisdale-ETSU	Jr	27	83	26	3.2
2. Alex Hunter-FUR	So	27	92	30	3.1
3. Storm Murphy-WOF	So	26	84	35	2.4
4. Demetrius Troy-UNCG	Sr	27	111	52	2.1
5. Matt Rafferty-FUR	Sr	27	114	54	2.1
6. Lew Stallworth-CIT	Sr	25	152	86	1.8
7. Marcus Cohen-MER	So	24	88	54	1.6
8. Josh Sharkey-SAM	Jr	27	208	139	1.5
9. Donovann Toatley-UTC	Fr	24	74	57	1.3
10. Bubba Parham-VMI	So	26	90	73	1.2

2018-19 Southern Conference
INDIVIDUAL BASKETBALL STATISTICS
Through games of Feb 19, 2019 (All games)

OFFENSIVE REBOUNDS			
	Cl	G	No. Avg/G
1. Jeromy Rodriguez-ETSU	Jr	28	98 3.5
2. Ruben Guerrero-SAM	Sr	27	87 3.2
3. Carlos Dotson-WCU	Jr	27	84 3.1
4. Mladen Armus-ETSU	So	28	79 2.8
5. Keve Aluma-WOF	So	27	75 2.8
6. Cameron Jackson-WOF	Sr	27	73 2.7
7. Matt Rafferty-FUR	Sr	27	72 2.7
8. James Dickey-UNCG	Jr	21	50 2.4
9. Fardaws Aimaq-MER	Fr	24	53 2.2
10. Zane Najdawi-CIT	Sr	25	55 2.2
11. Chevez Goodwin-WOF	So	27	56 2.1
12. Garrett Gilkeson-VMI	Jr	26	48 1.8
13. Kevin Easley-UTC	Fr	27	46 1.7
14. Eric Hamilton-UNCG	Jr	27	44 1.6
Clay Mounce-FUR	So	27	44 1.6

DEFENSIVE REBOUNDS			
	Cl	G	No. Avg/G
1. Jeromy Rodriguez-ETSU	Jr	28	214 7.6
2. Carlos Dotson-WCU	Jr	27	171 6.3
3. Matt Rafferty-FUR	Sr	27	170 6.3
4. Robert Allen-SAM	Fr	27	163 6.0
5. James Dickey-UNCG	Jr	21	109 5.2
6. Mladen Armus-ETSU	So	28	145 5.2
7. Ruben Guerrero-SAM	Sr	27	137 5.1
8. Zane Najdawi-CIT	Sr	25	122 4.9
9. Lew Stallworth-CIT	Sr	25	121 4.8
10. Kevin Easley-UTC	Fr	27	129 4.8
11. Cameron Jackson-WOF	Sr	27	126 4.7
12. Garrett Gilkeson-VMI	Jr	26	118 4.5
13. Clay Mounce-FUR	So	27	117 4.3
14. Tyler Creammer-VMI	Jr	24	103 4.3
15. Brandon Austin-SAM	Jr	27	114 4.2

MINUTES PLAYED			
	Cl	G	No. Avg/G
1. Josh Sharkey-SAM	Jr	27	965 35.7
2. Matt Halvorsen-WCU	So	28	951 34.0
3. Bubba Parham-VMI	So	26	877 33.7
4. Ross Cummings-MER	So	26	859 33.0
5. Matt Rafferty-FUR	Sr	27	891 33.0
6. Alex Hunter-FUR	So	27	887 32.9
7. Ethan Stair-MER	Jr	26	851 32.7
8. Lew Stallworth-CIT	Sr	25	817 32.7
9. Garrett Gilkeson-VMI	Jr	26	848 32.6
10. Jordan Lyons-FUR	Jr	27	875 32.4

2018-19 Southern Conference
Conference Team Highs
Through games of Feb 19, 2019 (All games)

TEAM HIGHS (highest totals made by)

Points	148	The Citadel vs Mid-Atl. Christian (11/12/18)
	137	The Citadel vs Johnson (11/14/18)
	127	The Citadel vs Johnson & Wales (12/05/18)
	112	The Citadel vs High Point (11/27/18)
	112	Wofford vs Kentucky Christian (12/06/18)
	112	Wofford vs The Citadel (01/03/19)
Margin	78 (111-33)	UNC Greensboro vs Greensboro College (11/27/18)
	77 (137-60)	The Citadel vs Johnson (11/14/18)
	73 (148-75)	The Citadel vs Mid-Atl. Christian (11/12/18)
	65 (109-44)	ETSU vs Hiwassee (11/08/18)
	64 (98-34)	VMI vs Goucher (11/11/18)
Field goals made	57	The Citadel vs Mid-Atl. Christian (11/12/18)
	47	The Citadel vs Johnson (11/14/18)
	46	ETSU vs Hiwassee (11/08/18)
	46	The Citadel vs Johnson & Wales (12/05/18)
	45	Wofford vs Kentucky Christian (12/06/18)
Field goal attempts	98	The Citadel vs Mid-Atl. Christian (11/12/18)
	88	The Citadel vs Johnson & Wales (12/05/18)
	85	The Citadel vs Johnson (11/14/18)
	81	Samford vs Belmont (11/29/18)
Field goal percentage	81	Wofford vs Kentucky Christian (12/06/18)
	.672 (43-64)	Wofford vs The Citadel (01/03/19)
	.667 (38-57)	Samford at Wofford (01/24/19)
	.640 (32-50)	Furman vs ETSU (02/09/19)
	.623 (38-61)	Samford vs North Alabama (11/06/18)
3-Pt FG made	.623 (38-61)	The Citadel vs High Point (11/27/18)
	23	The Citadel vs Mid-Atl. Christian (11/12/18)
	23	The Citadel vs High Point (11/27/18)
	21	Furman vs North Greenville (11/15/18)
	20	Wofford at The Citadel (02/02/19)
	19	UNC Greensboro at LSU (11/09/18)
	19	VMI at Kentucky (11/18/18)
3-Pt FG attempts	19	Western Carolina vs The Citadel (02/16/19)
	51	The Citadel vs Mid-Atl. Christian (11/12/18)
	49	Furman vs North Greenville (11/15/18)
	48	The Citadel vs Johnson (11/14/18)
	46	Furman vs UNCW (12/15/18)
3-Pt percentage	46	The Citadel at Samford (01/17/19)
	.733 (11-15)	Samford at Wofford (01/24/19)
	.667 (12-18)	Furman vs ETSU (02/09/19)
	.633 (19-30)	Western Carolina vs The Citadel (02/16/19)
Free throws made	.606 (20-33)	Wofford at The Citadel (02/02/19)
	.591 (13-22)	Wofford at Mississippi State (12/19/18)
	32	ETSU vs Reinhardt (12/03/18)
	29	Western Carolina vs Hiwassee (11/17/18)
	29	Mercer at UNC Greensboro (01/26/19)
	27	Mercer vs Piedmont (11/09/18)
	27	UNC Greensboro at Samford (12/22/18)
Free throw attempts	27	Mercer at Samford (01/19/19)
	27	ETSU vs Mercer (02/16/19)
	40	Mercer vs Piedmont (11/09/18)
	39	ETSU vs Reinhardt (12/03/18)
	38	Western Carolina vs Hiwassee (11/17/18)
	36	UNC Greensboro at Samford (12/22/18)
	35	Samford vs Jacksonville State (11/09/18)

	35		Mercer at Samford (01/19/19)
	35		ETSU vs Mercer (02/16/19)
Free throw percentage	1.000	(11-11)	VMI at Presbyterian (12/12/18)
	1.000	(5-5)	VMI at Kentucky (11/18/18)
	1.000	(3-3)	ETSU at Creighton (11/11/18)
	.950	(19-20)	Samford at Wofford (01/24/19)
	.941	(16-17)	Furman at VMI (01/10/19)
Rebounds	64		ETSU vs Reinhardt (12/03/18)
	63		The Citadel vs Mid-Atl. Christian (11/12/18)
	62		The Citadel vs Johnson (11/14/18)
	56		ETSU vs Hiwassee (11/08/18)
	56		Western Carolina vs Hiwassee (11/17/18)
Assists	37		The Citadel vs Mid-Atl. Christian (11/12/18)
	28		The Citadel vs Johnson (11/14/18)
	27		The Citadel vs High Point (11/27/18)
	27		UNC Greensboro vs Greensboro College (11/27/18)
	27		The Citadel vs Johnson & Wales (12/05/18)
	27		Wofford vs Kentucky Christian (12/06/18)
Steals	23		UNC Greensboro vs Greensboro College (11/27/18)
	20		Wofford vs Mars Hill (11/23/18)
	18		VMI vs Goucher (11/11/18)
	16		The Citadel vs Johnson (11/14/18)
	15		UNC Greensboro vs Johnson & Wales (11/16/18)
	15		The Citadel vs Western Carolina (01/12/19)
Blocked shots	14		The Citadel vs Johnson (11/14/18)
	10		Furman vs UNC Greensboro (02/14/19)
	9		UNC Greensboro at North Carolina A&T (11/06/18)
	9		Mercer vs Piedmont (11/09/18)
	9		UNC Greensboro vs Mercer (01/26/19)
	9		Samford vs ETSU (01/31/19)
	9		Furman vs VMI (02/16/19)
Turnovers	35		Western Carolina vs Jacksonville State (11/20/18)
	33		Western Carolina at NC State (12/05/18)
	29		Western Carolina at The Citadel (01/12/19)
	26		Western Carolina at Iowa (12/18/18)
	24		Mercer at UNC Greensboro (01/26/19)
Fouls	29		Western Carolina at Wake Forest (11/27/18)
	28		Samford vs Jacksonville State (11/09/18)
	28		Mercer at NC State (11/24/18)
	27		Western Carolina vs Hiwassee (11/17/18)
	26		UNC Greensboro at LSU (11/09/18)
	26		VMI at Kentucky (11/18/18)
	26		ETSU vs Wyoming (12/21/18)
	26		Western Carolina at The Citadel (01/12/19)
	26		Chattanooga vs Western Carolina (01/31/19)
	26		Mercer at ETSU (02/16/19)

2018-19 Southern Conference
Conference Individual Highs
Through games of Feb 19, 2019 (All games)

INDIVIDUAL PLAYER GAME HIGHS

Points	54		Jordan Lyons (Furman) vs North Greenville (11/15/18)
	37		Lew Stallworth (The Citadel) at Western Carolina (02/16/19)
	36		Ross Cummings (Mercer) vs Western Carolina (01/10/19)
	35		Bubba Parham (VMI) at Kentucky (11/18/18)
	35		Patrick Good (ETSU) at Western Carolina (01/26/19)
Field goals made	15		Jordan Lyons (Furman) vs North Greenville (11/15/18)
	13		Lew Stallworth (The Citadel) at Western Carolina (02/16/19)
	12		Kyrin Galloway (UNC Greensboro) at LSU (11/09/18)
	12		Kameron Gibson (Western Carolina) at SMU (11/14/18)
	12		Carlos Dotson (Western Carolina) at Furman (12/01/18)
	12		Ross Cummings (Mercer) vs Western Carolina (01/10/19)
	12		Lew Stallworth (The Citadel) vs Western Carolina (01/12/19)
	12		Patrick Good (ETSU) at Western Carolina (01/26/19)
	12		Marcus Thomas (Western Carolina) at Chattanooga (01/31/19)
Field goal attempts	35		Jordan Lyons (Furman) vs North Greenville (11/15/18)
	27		Lew Stallworth (The Citadel) at Western Carolina (02/16/19)
	26		Jordan Lyons (Furman) vs Western Carolina (12/01/18)
	24		Bubba Parham (VMI) at Stetson (11/23/18)
	24		Fletcher Magee (Wofford) vs Samford (01/24/19)
Field goal percentage	.889	(8-9)	Daivien Williamson (ETSU) at Illinois (12/15/18)
	.857	(12-14)	Kyrin Galloway (UNC Greensboro) at LSU (11/09/18)
	.833	(10-12)	Zane Najdawi (The Citadel) vs Johnson & Wales (12/05/18)
	.833	(10-12)	Jeromy Rodriguez (ETSU) at Furman (02/09/19)
	.818	(9-11)	Matt Rafferty (Furman) vs Bob Jones (11/06/18)
	.818	(9-11)	Cameron Jackson (Wofford) vs Coppin State (11/21/18)
	.818	(9-11)	Matt Rafferty (Furman) at Elon (12/04/18)
	.818	(9-11)	Myron Gordon (Samford) vs Western Carolina (02/02/19)
3-Pt FG made	15		Jordan Lyons (Furman) vs North Greenville (11/15/18)
	11		Patrick Good (ETSU) at Western Carolina (01/26/19)
	10		Matt Frierson (The Citadel) vs Johnson (11/14/18)
	10		Bubba Parham (VMI) at Kentucky (11/18/18)
	9		Nathan Hoover (Wofford) at South Carolina (11/26/18)
3-Pt FG attempts	34		Jordan Lyons (Furman) vs North Greenville (11/15/18)
	19		Fletcher Magee (Wofford) vs Samford (01/24/19)
	17		Jordan Lyons (Furman) vs Western Carolina (12/01/18)
	17		Patrick Good (ETSU) at Western Carolina (01/26/19)
	16		Fletcher Magee (Wofford) vs North Carolina (11/06/18)
	16		Matt Frierson (The Citadel) vs Johnson (11/14/18)
	16		Bubba Parham (VMI) at Kentucky (11/18/18)
3-Pt percentage	1.000	(5-5)	Josh Sharkey (Samford) vs Houston Baptist (12/17/18)
	1.000	(5-5)	Kevin Easley (Chattanooga) at Western Carolina (01/03/19)
	1.000	(5-5)	Andrew Brown (Furman) vs ETSU (02/09/19)
	.857	(6-7)	Marcus Thomas (Western Carolina) at Chattanooga (01/31/19)
	.833	(5-6)	Kevin Easley (Chattanooga) at Michigan (11/23/18)
	.833	(5-6)	Connor Kern (The Citadel) vs High Point (11/27/18)
	.833	(5-6)	Kevion Nolan (Samford) vs VMI (12/29/18)
	.833	(5-6)	Ross Cummings (Mercer) at Chattanooga (01/17/19)
	.833	(5-6)	Angelo Allegri (UNC Greensboro) at ETSU (01/19/19)
	.833	(5-6)	Kameron Gibson (Western Carolina) vs ETSU (01/26/19)
Free throws made	17		Francis Alonso (UNC Greensboro) at Samford (12/22/18)
	14		Onno Steger (Western Carolina) at Chattanooga (01/31/19)
	12		Bubba Parham (VMI) vs American (11/27/18)
	12		Ross Cummings (Mercer) at Samford (01/19/19)
	11		Djordje Dimitrijevic (Mercer) at NC State (11/24/18)
	11		Eric Hamilton (UNC Greensboro) vs Coppin State (12/12/18)

		11	Bubba Parham (VMI) at The Citadel (01/26/19)
		11	Donovann Toatley (Chattanooga) vs Western Carolina (01/31/19)
Free throw attempts		21	Francis Alonso (UNC Greensboro) at Samford (12/22/18)
		15	Eric Hamilton (UNC Greensboro) vs Coppin State (12/12/18)
		15	Onno Steger (Western Carolina) at Chattanooga (01/31/19)
		14	Bubba Parham (VMI) vs American (11/27/18)
		14	Cameron Jackson (Wofford) vs Western Carolina (02/09/19)
Free throw percentage	1.000	(12-12)	Ross Cummings (Mercer) at Samford (01/19/19)
	1.000	(11-11)	Djordje Dimitrijevic (Mercer) at NC State (11/24/18)
	1.000	(10-10)	Zane Najdawi (The Citadel) vs Johnson (11/14/18)
	1.000	(10-10)	Nathan Hoover (Wofford) vs Coastal Carolina (12/09/18)
	1.000	(10-10)	Matt Rafferty (Furman) at UNC Greensboro (01/12/19)
	1.000	(9-9)	Matt Frierson (The Citadel) at Campbell (12/18/18)
	1.000	(9-9)	Lew Stallworth (The Citadel) at Western Carolina (02/16/19)
	1.000	(8-8)	Donovann Toatley (Chattanooga) at Charlotte (11/06/18)
	1.000	(8-8)	Francis Alonso (UNC Greensboro) vs Johnson & Wales (11/16/18)
	1.000	(8-8)	Matt Halvorsen (Western Carolina) vs Hiwassee (11/17/18)
	1.000	(8-8)	Daivien Williamson (ETSU) vs Reinhardt (12/03/18)
	1.000	(8-8)	Matt Halvorsen (Western Carolina) vs Chattanooga (01/03/19)
	1.000	(8-8)	Ross Cummings (Mercer) at UNC Greensboro (01/26/19)
	1.000	(8-8)	Fletcher Magee (Wofford) at The Citadel (02/02/19)
Rebounds		19	Jeromy Rodriguez (ETSU) vs Samford (01/03/19)
		18	Thomas Smallwood (Chattanooga) vs Cumberland (11/13/18)
		18	Jeromy Rodriguez (ETSU) at Mercer (01/12/19)
		17	Matt Rafferty (Furman) at Villanova (11/17/18)
		17	Jeromy Rodriguez (ETSU) at Georgia Southern (11/27/18)
		17	Mladen Armus (ETSU) vs Samford (01/03/19)
		17	Jeromy Rodriguez (ETSU) vs Wofford (02/07/19)
Assists		16	Josh Sharkey (Samford) at Wofford (01/24/19)
		14	Josh Sharkey (Samford) at ETSU (01/03/19)
		13	Lew Stallworth (The Citadel) vs Johnson (11/14/18)
		12	Lew Stallworth (The Citadel) vs High Point (11/27/18)
		12	Josh Sharkey (Samford) at Furman (01/26/19)
		12	Josh Sharkey (Samford) vs Western Carolina (02/02/19)
Steals		8	Josh Sharkey (Samford) vs Jacksonville State (11/09/18)
		7	Josh Sharkey (Samford) at Purdue Fort Wayne (11/23/18)
		7	Matt Rafferty (Furman) at VMI (01/10/19)
		6	Ta'Vonne Bond (VMI) vs Goucher (11/11/18)
		6	Tray Hollowell (Wofford) vs Mars Hill (11/23/18)
		6	Josh Sharkey (Samford) vs UNC Greensboro (12/22/18)
		6	Isaiah Miller (UNC Greensboro) vs Chattanooga (12/29/18)
		6	Isaiah Miller (UNC Greensboro) at ETSU (01/19/19)
		6	Matt Rafferty (Furman) vs Chattanooga (01/24/19)
Blocked shots		8	Ruben Guerrero (Samford) vs ETSU (01/31/19)
		7	James Dickey (UNC Greensboro) at North Carolina A&T (11/06/18)
		6	Zane Najdawi (The Citadel) vs Johnson (11/14/18)
		5	Octavion Corley (ETSU) vs Hiwassee (11/08/18)
		5	Noah Gurley (Furman) vs UNC Greensboro (02/14/19)
Turnovers		11	Josh Sharkey (Samford) at UNC Greensboro (02/07/19)
		9	Carlos Dotson (Western Carolina) vs Jacksonville State (11/20/18)
		8	Josh Sharkey (Samford) at ETSU (01/03/19)
		8	Josh Sharkey (Samford) at Wofford (01/24/19)
		8	Zane Najdawi (The Citadel) vs Furman (01/31/19)
		8	Josh Sharkey (Samford) vs ETSU (01/31/19)

2018-19 Southern Conference
CONFERENCE BASKETBALL STATISTICS
Through games of Feb 19, 2019 (Conference games only)

SCORING OFFENSE	G	W-L	Pts	Avg/G
1. Wofford	15	15-0	1262	84.1
2. Samford	14	6-8	1124	80.3
3. ETSU	15	11-4	1199	79.9
4. Furman	15	11-4	1149	76.6
5. Western Carolina	15	4-11	1121	74.7
6. The Citadel	14	3-11	1046	74.7
7. UNC Greensboro	14	11-3	1039	74.2
8. Chattanooga	14	6-8	1021	72.9
9. Mercer	14	4-10	1019	72.8
10. VMI	14	1-13	1016	72.6

SCORING DEFENSE	G	Pts	Avg/G
1. Furman	15	997	66.5
2. Wofford	15	1013	67.5
3. UNC Greensboro	14	978	69.9
4. ETSU	15	1095	73.0
5. Mercer	14	1066	76.1
6. Chattanooga	14	1087	77.6
7. Samford	14	1121	80.1
8. Western Carolina	15	1214	80.9
9. VMI	14	1208	86.3
10. The Citadel	14	1217	86.9

SCORING MARGIN	G	Offense	Defense	Margin
1. Wofford	15	84.1	67.5	+16.6
2. Furman	15	76.6	66.5	+10.1
3. ETSU	15	79.9	73.0	+6.9
4. UNC Greensboro	14	74.2	69.9	+4.4
5. Samford	14	80.3	80.1	+0.2
6. Mercer	14	72.8	76.1	-3.4
7. Chattanooga	14	72.9	77.6	-4.7
8. Western Carolina	15	74.7	80.9	-6.2
9. The Citadel	14	74.7	86.9	-12.2
10. VMI	14	72.6	86.3	-13.7

FREE THROW PCT	G	FTM	FTA	Pct.
1. Furman	15	179	248	.722
2. Samford	14	202	280	.721
3. Western Carolina	15	220	308	.714
4. The Citadel	14	155	218	.711
5. UNC Greensboro	14	183	258	.709
6. VMI	14	168	238	.706
7. Chattanooga	14	146	209	.699
8. Wofford	15	190	273	.696
9. Mercer	14	212	305	.695
10. ETSU	15	178	266	.669

FIELD GOAL PERCENTAGE	G	FGM	FGA	Pct.
1. Wofford	15	452	890	.508
2. ETSU	15	451	924	.488
3. Samford	14	403	828	.487
4. Furman	15	411	874	.470
5. Western Carolina	15	378	815	.464
6. Chattanooga	14	370	808	.458
7. Mercer	14	354	789	.449
8. UNC Greensboro	14	376	861	.437
9. VMI	14	358	845	.424
10. The Citadel	14	374	901	.415

FIELD GOAL PCT DEFENSE	G	FGM	FGA	Pct.
1. Furman	15	365	888	.411
2. Samford	14	400	907	.441
3. Wofford	15	360	816	.441
4. ETSU	15	386	850	.454
5. UNC Greensboro	14	344	756	.455
6. Mercer	14	367	803	.457
7. Chattanooga	14	403	853	.472
8. Western Carolina	15	441	917	.481
9. The Citadel	14	425	871	.488
10. VMI	14	436	874	.499

3-POINT FG PCT	G	3FGM	3FGA	Pct.
1. Wofford	15	168	379	.443
2. Samford	14	116	287	.404
3. Western Carolina	15	145	374	.388
4. Chattanooga	14	135	352	.384
5. ETSU	15	119	325	.366
6. Furman	15	148	417	.355
7. VMI	14	132	380	.347
8. Mercer	14	99	296	.334
9. UNC Greensboro	14	104	314	.331
10. The Citadel	14	143	462	.310

3-POINT FG PCT DEFENSE	G	3FGM	3FGA	Pct.
1. Furman	15	106	358	.296
2. Western Carolina	15	120	372	.323
3. Wofford	15	123	339	.363
4. Mercer	14	137	377	.363
5. Samford	14	155	418	.371
6. Chattanooga	14	110	293	.375
7. UNC Greensboro	14	107	280	.382
8. VMI	14	140	361	.388
9. ETSU	15	143	363	.394
10. The Citadel	14	168	425	.395

REBOUNDING OFFENSE	G	Rebounds	Avg/G
1. ETSU	15	568	37.9
2. Western Carolina	15	531	35.4
3. Samford	14	493	35.2
4. Furman	15	527	35.1
5. UNC Greensboro	14	484	34.6
6. VMI	14	475	33.9
7. Wofford	15	503	33.5
8. The Citadel	14	469	33.5
9. Chattanooga	14	459	32.8
10. Mercer	14	455	32.5

REBOUNDING DEFENSE	G	Rebounds	Avg/G
1. Wofford	15	409	27.3
2. ETSU	15	448	29.9
3. Western Carolina	15	485	32.3
4. UNC Greensboro	14	476	34.0
5. Furman	15	512	34.1
6. Chattanooga	14	502	35.9
7. Mercer	14	510	36.4
8. Samford	14	520	37.1
9. VMI	14	530	37.9
10. The Citadel	14	572	40.9

2018-19 Southern Conference
CONFERENCE BASKETBALL STATISTICS
Through games of Feb 19, 2019 (Conference games only)

REBOUNDING MARGIN	G	Team	Avg.	Opp.	Avg.	Margin
1.	ETSU	15	568	37.9	448	29.9 +8.0
2.	Wofford	15	503	33.5	409	27.3 +6.3
3.	Western Carolina	15	531	35.4	485	32.3 +3.1
4.	Furman	15	527	35.1	512	34.1 +1.0
5.	UNC Greensboro	14	484	34.6	476	34.0 +0.6
6.	Samford	14	493	35.2	520	37.1 -1.9
7.	Chattanooga	14	459	32.8	502	35.9 -3.1
8.	VMI	14	475	33.9	530	37.9 -3.9
9.	Mercer	14	455	32.5	510	36.4 -3.9
10.	The Citadel	14	469	33.5	572	40.9 -7.4

BLOCKED SHOTS	G	No.	Avg/G
1.	Furman	15	69 4.6
2.	ETSU	15	66 4.4
3.	UNC Greensboro	14	61 4.4
4.	Samford	14	58 4.1
5.	Wofford	15	48 3.2
6.	The Citadel	14	40 2.9
7.	Chattanooga	14	35 2.5
	Mercer	14	35 2.5
9.	Western Carolina	15	31 2.1
10.	VMI	14	23 1.6

ASSISTS	G	No.	Avg/G
1.	ETSU	15	251 16.7
2.	Wofford	15	239 15.9
3.	Samford	14	214 15.3
4.	Furman	15	227 15.1
5.	Chattanooga	14	187 13.4
6.	VMI	14	185 13.2
7.	The Citadel	14	177 12.6
8.	UNC Greensboro	14	171 12.2
9.	Mercer	14	170 12.1
10.	Western Carolina	15	182 12.1

STEALS	G	No.	Avg/G
1.	UNC Greensboro	14	129 9.2
2.	Furman	15	130 8.7
3.	ETSU	15	116 7.7
4.	Samford	14	108 7.7
5.	Mercer	14	93 6.6
6.	Wofford	15	98 6.5
7.	The Citadel	14	91 6.5
	VMI	14	91 6.5
9.	Western Carolina	15	57 3.8
10.	Chattanooga	14	53 3.8

TURNOVER MARGIN	G	Team	Avg.	Opp.	Avg.	Margin
1.	UNC Greensboro	14	170	12.1	237	16.9 +4.8
2.	Wofford	15	161	10.7	214	14.3 +3.5
3.	Mercer	14	172	12.3	193	13.8 +1.5
4.	ETSU	15	188	12.5	203	13.5 +1.0
5.	Furman	15	201	13.4	211	14.1 +0.7
6.	The Citadel	14	182	13.0	185	13.2 +0.2
7.	Samford	14	194	13.9	192	13.7 -0.1
8.	VMI	14	194	13.9	171	12.2 -1.6
9.	Chattanooga	14	176	12.6	141	10.1 -2.5
10.	Western Carolina	15	262	17.5	153	10.2 -7.3

ASSIST/TURNOVER RATIO	G	Ast.	Avg.	T/O	Avg.	Ratio
1.	Wofford	15	239	15.9	161	10.7 1.5
2.	ETSU	15	251	16.7	188	12.5 1.3
3.	Furman	15	227	15.1	201	13.4 1.1
4.	Samford	14	214	15.3	194	13.9 1.1
5.	Chattanooga	14	187	13.4	176	12.6 1.1
6.	UNC Greensboro	14	171	12.2	170	12.1 1.0
7.	Mercer	14	170	12.1	172	12.3 1.0
8.	The Citadel	14	177	12.6	182	13.0 1.0
9.	VMI	14	185	13.2	194	13.9 1.0
10.	Western Carolina	15	182	12.1	262	17.5 0.7

OFFENSIVE REBOUNDS	G	No.	Avg/G
1.	ETSU	15	191 12.7
2.	UNC Greensboro	14	175 12.5
3.	Wofford	15	152 10.1
4.	Mercer	14	139 9.9
5.	Furman	15	146 9.7
6.	Western Carolina	15	145 9.7
7.	The Citadel	14	135 9.6
8.	VMI	14	124 8.9
9.	Chattanooga	14	118 8.4
10.	Samford	14	115 8.2

DEFENSIVE REBOUNDS	G	No.	Avg/G
1.	Samford	14	378 27.0
2.	Western Carolina	15	386 25.7
3.	Furman	15	381 25.4
4.	ETSU	15	377 25.1
5.	VMI	14	351 25.1
6.	Chattanooga	14	341 24.4
7.	The Citadel	14	334 23.9
8.	Wofford	15	351 23.4
9.	Mercer	14	316 22.6
10.	UNC Greensboro	14	309 22.1

DEFENSIVE REB PCT.	G	D-Reb	Opp. OR	D-Reb%
1.	ETSU	15	377	123 .754
2.	Wofford	15	351	118 .748
3.	VMI	14	351	129 .731
4.	Western Carolina	15	386	147 .724
5.	Chattanooga	14	341	140 .709
6.	Furman	15	381	161 .703
7.	Samford	14	378	166 .695
8.	UNC Greensboro	14	309	136 .694
9.	The Citadel	14	334	151 .689
10.	Mercer	14	316	169 .652

OFFENSIVE REB PCT.	G	O-Reb	Opp. DR	O-Reb%
1.	ETSU	15	191	325 .370
2.	Wofford	15	152	291 .343
3.	UNC Greensboro	14	175	340 .340
4.	Western Carolina	15	145	338 .300
5.	Furman	15	146	351 .294
6.	Mercer	14	139	341 .290
7.	Chattanooga	14	118	362 .246
8.	Samford	14	115	354 .245
9.	The Citadel	14	135	421 .243
10.	VMI	14	124	401 .236

2018-19 Southern Conference
CONFERENCE BASKETBALL STATISTICS
Through games of Feb 19, 2019 (Conference games only)

3-POINT FG MADE	G	No.	Avg/G
1. Wofford	15	168	11.2
2. The Citadel	14	143	10.2
3. Furman	15	148	9.9
4. Western Carolina	15	145	9.7
5. Chattanooga	14	135	9.6
6. VMI	14	132	9.4
7. Samford	14	116	8.3
8. ETSU	15	119	7.9
9. UNC Greensboro	14	104	7.4
10. Mercer	14	99	7.1

2018-19 Southern Conference
CONFERENCE BASKETBALL STATISTICS
Through games of Feb 19, 2019 (Conference games only)

Team	Conference	Pct.	PF	PA	Overall	Pct.	PF	PA	Current unbeaten streak
Wofford	15-0	1.000	84.1	67.5	15-0	1.000	84.1	67.5	Wofford -- 15
UNC Greensboro	11-3	.786	74.2	69.9	11-3	.786	74.2	69.9	Furman -- 6
ETSU	11-4	.733	79.9	73.0	11-4	.733	79.9	73.0	ETSU -- 2
Furman	11-4	.733	76.6	66.5	11-4	.733	76.6	66.5	Samford -- 2
Samford	6-8	.429	80.3	80.1	6-8	.429	80.3	80.1	Western Carolina -- 1
Chattanooga	6-8	.429	72.9	77.6	6-8	.429	72.9	77.6	
Mercer	4-10	.286	72.8	76.1	4-10	.286	72.8	76.1	
Western Carolina	4-11	.267	74.7	80.9	4-11	.267	74.7	80.9	
The Citadel	3-11	.214	74.7	86.9	3-11	.214	74.7	86.9	
VMI	1-13	.071	72.6	86.3	1-13	.071	72.6	86.3	

TEAM SUMMARIES	G	PF-PA	Avg score	Margin	FG-FGA	Pct.	3FG-FGA	Pct.	FT-FTA	Pct.	RebF	RebA	Margin
Chattanooga	14	1021-1087	72.9-77.6	-4.7	370-808	.458	135-352	.384	146-209	.699	459	502	-3.1
ETSU	15	1199-1095	79.9-73.0	+6.9	451-924	.488	119-325	.366	178-266	.669	568	448	+8.0
Furman	15	1149-997	76.6-66.5	+10.1	411-874	.470	148-417	.355	179-248	.722	527	512	+1.0
Mercer	14	1019-1066	72.8-76.1	-3.4	354-789	.449	99-296	.334	212-305	.695	455	510	-3.9
Samford	14	1124-1121	80.3-80.1	+0.2	403-828	.487	116-287	.404	202-280	.721	493	520	-1.9
The Citadel	14	1046-1217	74.7-86.9	-12.2	374-901	.415	143-462	.310	155-218	.711	469	572	-7.4
UNC Greensboro	14	1039-978	74.2-69.9	+4.4	376-861	.437	104-314	.331	183-258	.709	484	476	+0.6
VMI	14	1016-1208	72.6-86.3	-13.7	358-845	.424	132-380	.347	168-238	.706	475	530	-3.9
Western Carolina	15	1121-1214	74.7-80.9	-6.2	378-815	.464	145-374	.388	220-308	.714	531	485	+3.1
Wofford	15	1262-1013	84.1-67.5	+16.6	452-890	.508	168-379	.443	190-273	.696	503	409	+6.3

ATTENDANCE	Home	Average	Away	Average	Neutral	Average	Total	Average
Chattanooga	7-25744	3678	7-15470	2210	0-0	0	14-41214	2944
ETSU	8-39534	4942	7-16629	2376	0-0	0	15-56163	3744
Furman	8-16876	2110	7-19557	2794	0-0	0	15-36433	2429
Mercer	6-15853	2642	8-16708	2088	0-0	0	14-32561	2326
Samford	7-7737	1105	7-17613	2516	0-0	0	14-25350	1811
The Citadel	6-9559	1593	8-24158	3020	0-0	0	14-33717	2408
UNC Greensboro	7-18676	2668	7-17714	2531	0-0	0	14-36390	2599
VMI	6-6069	1012	8-20595	2574	0-0	0	14-26664	1905
Western Carolina	8-13240	1655	7-16194	2313	0-0	0	15-29434	1962
Wofford	9-25719	2858	6-14369	2395	0-0	0	15-40088	2673
Totals	72-179007	2486	72-179007	2486	0-0	0	144-358014	2486

2018-19 Southern Conference
INDIVIDUAL BASKETBALL STATISTICS
Through games of Feb 19, 2019 (Conference games only)

To be ranked, a player must appear in at least 75.0% of their team's games.

SCORING							REBOUNDING						
	Cl	G	FG	3FG	FT	Pts Avg/G		Cl	G	Off	Def	Total	Avg/G
1. Fletcher Magee-WOF	Sr	15	104	76	52	336 22.4	1. Carlos Dotson-WCU	Jr	14	49	97	146	10.4
2. Lew Stallworth-CIT	Sr	14	116	19	47	298 21.3	2. Jeromy Rodriguez-ETSU	Jr	15	47	108	155	10.3
3. Ross Cummings-MER	So	14	79	47	66	271 19.4	3. Matt Rafferty-FUR	Sr	15	38	99	137	9.1
4. Bubba Parham-VMI	So	14	84	46	49	263 18.8	4. Ruben Guerrero-SAM	Sr	14	40	76	116	8.3
5. Matt Rafferty-FUR	Sr	15	93	6	76	268 17.9	5. Mladen Armus-ETSU	So	15	39	78	117	7.8
6. Josh Sharkey-SAM	Jr	14	89	11	60	249 17.8	6. Keve Aluma-WOF	So	15	45	70	115	7.7
7. Isaiah Miller-UNCG	So	14	96	14	28	234 16.7	7. James Dickey-UNCG	Jr	12	36	53	89	7.4
8. Jordan Lyons-FUR	Jr	15	86	42	23	237 15.8	8. Robert Allen-SAM	Fr	14	25	78	103	7.4
9. Kevin Easley-UTC	Fr	14	82	26	31	221 15.8	9. Garrett Gilkeson-VMI	Jr	14	28	70	98	7.0
10. Francis Alonso-UNCG	Sr	14	65	32	46	208 14.9	10. Cameron Jackson-WOF	Sr	15	36	67	103	6.9
11. Onno Steger-WCU	Jr	15	67	38	48	220 14.7	11. Kevin Easley-UTC	Fr	14	25	71	96	6.9
12. Cameron Jackson-WOF	Sr	15	79	3	54	215 14.3	Zane Najdawi-CIT	Sr	14	27	69	96	6.9
Kameron Gibson-WCU	Fr	15	79	38	19	215 14.3	13. Clay Mounce-FUR	So	15	28	63	91	6.1
14. Carlos Dotson-WCU	Jr	14	80	0	39	199 14.2	14. Onno Steger-WCU	Jr	15	21	68	89	5.9
15. Brandon Austin-SAM	Jr	14	66	41	25	198 14.1	15. Ramon Vila-UTC	So	13	20	52	72	5.5
Zane Najdawi-CIT	Sr	14	73	18	34	198 14.1	16. Eric Hamilton-UNCG	Jr	14	29	47	76	5.4
17. Ethan Stair-MER	Jr	14	66	24	36	192 13.7	17. Hayden Brown-CIT	So	12	28	37	65	5.4
18. Ruben Guerrero-SAM	Sr	14	79	0	27	185 13.2	18. Brandon Austin-SAM	Jr	14	6	68	74	5.3
19. Patrick Good-ETSU	So	15	59	48	31	197 13.1	19. Ethan Stair-MER	Jr	14	20	53	73	5.2
20. Nathan Hoover-WOF	Jr	15	65	34	28	192 12.8	20. Fardaws Aimaq-MER	Fr	12	27	33	60	5.0
21. Myron Gordon-SAM	Jr	14	55	18	43	171 12.2							
22. Jeromy Rodriguez-ETSU	Jr	15	75	0	28	178 11.9							
23. Donovan Toatley-UTC	Fr	13	52	13	36	153 11.8							
24. Ramon Vila-UTC	So	13	57	2	26	142 10.9							
25. Matt Halvorsen-WCU	So	15	42	33	46	163 10.9							
26. Myles Lewis-VMI	So	14	65	0	22	152 10.9							
27. Robert Allen-SAM	Fr	14	52	13	33	150 10.7							
28. Clay Mounce-FUR	So	15	59	22	20	160 10.7							
29. Jaylen Stowe-MER	Sr	14	55	4	33	147 10.5							
30. Garrett Gilkeson-VMI	Jr	14	49	21	26	145 10.4							

FIELD GOAL PCT						ASSISTS			
	Cl	G	FGM	FGA	Pct.		Cl	G	No. Avg/G
1. Matt Rafferty-FUR	Sr	15	93	152	.612	1. Josh Sharkey-SAM	Jr	14	130 9.3
2. Carlos Dotson-WCU	Jr	14	80	133	.602	2. Lew Stallworth-CIT	Sr	14	74 5.3
3. Ruben Guerrero-SAM	Sr	14	79	136	.581	3. Demetrius Troy-UNCG	Sr	14	57 4.1
4. Cameron Jackson-WOF	Sr	15	79	139	.568	4. Matt Rafferty-FUR	Sr	15	59 3.9
5. Jeromy Rodriguez-ETSU	Jr	15	75	132	.568	5. Bubba Parham-VMI	So	14	53 3.8
6. Lew Stallworth-CIT	Sr	14	116	229	.507	6. Marcus Cohen-MER	So	13	49 3.8
7. Isaiah Miller-UNCG	So	14	96	191	.503	7. Alex Hunter-FUR	So	15	51 3.4
8. Zane Najdawi-CIT	Sr	14	73	153	.477	8. Cameron Jackson-WOF	Sr	15	49 3.3
9. Kevin Easley-UTC	Fr	14	82	172	.477	9. Garrett Gilkeson-VMI	Jr	14	45 3.2
10. Ross Cummings-MER	So	14	79	166	.476	10. Matt Halvorsen-WCU	So	15	44 2.9
11. Fletcher Magee-WOF	Sr	15	104	226	.460	11. Bo Hodges-ETSU	So	15	43 2.9
12. Kameron Gibson-WCU	Fr	15	79	172	.459	Isaiah Tisdale-ETSU	Jr	15	43 2.9
13. Josh Sharkey-SAM	Jr	14	89	195	.456	13. Storm Murphy-WOF	So	15	42 2.8
14. Bubba Parham-VMI	So	14	84	199	.422	14. Francis Alonso-UNCG	Sr	14	39 2.8
15. Jordan Lyons-FUR	Jr	15	86	208	.413	15. Donovan Toatley-UTC	Fr	13	35 2.7

2018-19 Southern Conference
INDIVIDUAL BASKETBALL STATISTICS
Through games of Feb 19, 2019 (Conference games only)

FREE THROW PCT		Cl	G	FTM	FTA	Pct.
1.	Fletcher Magee-WOF	Sr	15	52	56	.929
2.	Matt Halvorsen-WCU	So	15	46	52	.885
3.	Ross Cummings-MER	So	14	66	75	.880
4.	Francis Alonso-UNCG	Sr	14	46	54	.852
5.	Onno Steger-WCU	Jr	15	48	57	.842
6.	Matt Rafferty-FUR	Sr	15	76	92	.826
7.	Myron Gordon-SAM	Jr	14	43	53	.811
8.	Ethan Stair-MER	Jr	14	36	46	.783
9.	Lew Stallworth-CIT	Sr	14	47	62	.758
10.	Bubba Parham-VMI	So	14	49	66	.742
11.	Josh Sharkey-SAM	Jr	14	60	83	.723
12.	Donovann Toatley-UTC	Fr	13	36	52	.692
13.	Cameron Jackson-WOF	Sr	15	54	93	.581
14.	Carlos Dotson-WCU	Jr	14	39	76	.513

STEALS		Cl	G	No.	Avg/G
1.	Isaiah Miller-UNCG	So	14	45	3.2
2.	Matt Rafferty-FUR	Sr	15	47	3.1
3.	Josh Sharkey-SAM	Jr	14	40	2.9
4.	Ethan Stair-MER	Jr	14	26	1.9
5.	Cameron Jackson-WOF	Sr	15	27	1.8
6.	Brandon Austin-SAM	Jr	14	21	1.5
7.	Garrett Gilkeson-VMI	Jr	14	20	1.4
8.	James Dickey-UNCG	Jr	12	17	1.4
9.	Myles Lewis-VMI	So	14	18	1.3
10.	Jordan Lyons-FUR	Jr	15	19	1.3
	Jeromy Rodriguez-ETSU	Jr	15	19	1.3
	Bo Hodges-ETSU	So	15	19	1.3
13.	Francis Alonso-UNCG	Sr	14	17	1.2
14.	Hayden Brown-CIT	So	12	14	1.2
15.	Zane Najdawi-CIT	Sr	14	16	1.1

3-POINT FG PCT		Cl	G	3FG	FGA	Pct.
1.	Storm Murphy-WOF	So	15	23	41	.561
2.	Fletcher Magee-WOF	Sr	15	76	167	.455
3.	Garrett Gilkeson-VMI	Jr	14	21	48	.438
4.	Brandon Austin-SAM	Jr	14	41	95	.432
5.	Nathan Hoover-WOF	Jr	15	34	79	.430
6.	Patrick Good-ETSU	So	15	48	112	.429
7.	Ross Cummings-MER	So	14	47	110	.427
8.	Andrew Brown-FUR	Sr	14	22	52	.423
9.	Kevin Easley-UTC	Fr	14	26	62	.419
10.	David Jean-Baptiste-UTC	So	13	22	53	.415
11.	Onno Steger-WCU	Jr	15	38	94	.404
12.	Kameron Gibson-WCU	Fr	15	38	95	.400
13.	Jake Stephens-VMI	Fr	14	25	64	.391
14.	Ethan Stair-MER	Jr	14	24	62	.387
15.	Bubba Parham-VMI	So	14	46	123	.374

3-POINT FG MADE		Cl	G	3FG	Avg/G
1.	Fletcher Magee-WOF	Sr	15	76	5.1
2.	Ross Cummings-MER	So	14	47	3.4
3.	Bubba Parham-VMI	So	14	46	3.3
4.	Patrick Good-ETSU	So	15	48	3.2
5.	Brandon Austin-SAM	Jr	14	41	2.9
6.	Jordan Lyons-FUR	Jr	15	42	2.8
7.	Kameron Gibson-WCU	Fr	15	38	2.5
	Onno Steger-WCU	Jr	15	38	2.5
9.	Matt Frierson-CIT	Sr	13	30	2.3
10.	Francis Alonso-UNCG	Sr	14	32	2.3
11.	Nathan Hoover-WOF	Jr	15	34	2.3
12.	Matt Halvorsen-WCU	So	15	33	2.2
13.	Kaiden Rice-CIT	So	14	28	2.0
	Jerry Johnson Jr.-UTC	Jr	14	28	2.0
15.	Kevin Easley-UTC	Fr	14	26	1.9

BLOCKED SHOTS		Cl	G	No.	Avg/G
1.	Ruben Guerrero-SAM	Sr	14	35	2.5
2.	James Dickey-UNCG	Jr	12	24	2.0
3.	Zane Najdawi-CIT	Sr	14	20	1.4
4.	Clay Mounce-FUR	So	15	19	1.3
	Cameron Jackson-WOF	Sr	15	19	1.3
6.	Lucas N'Guessan-ETSU		14	17	1.2
7.	Noah Gurley-FUR	Fr	15	18	1.2
	Mladen Armus-ETSU	So	15	18	1.2
9.	Keve Aluma-WOF	So	15	15	1.0
	Ramon Vila-UTC	So	13	13	1.0
11.	Kyrin Galloway-UNCG	Jr	14	13	0.9
12.	Victor Bafutto-MER	So	13	12	0.9
13.	Matt Rafferty-FUR	Sr	15	13	0.9
14.	Fardaws Aimaq-MER	Fr	12	9	0.8
15.	Robert Allen-SAM	Fr	14	10	0.7

ASSIST/TURNOVER RATIO		Cl	G	Ast.	T/O	Ratio
1.	Alex Hunter-FUR	So	15	51	17	3.0
2.	Matt Rafferty-FUR	Sr	15	59	31	1.9
3.	Demetrius Troy-UNCG	Sr	14	57	30	1.9
4.	Cameron Jackson-WOF	Sr	15	49	26	1.9
5.	Josh Sharkey-SAM	Jr	14	130	80	1.6
6.	Lew Stallworth-CIT	Sr	14	74	49	1.5
7.	Marcus Cohen-MER	So	13	49	33	1.5
8.	Garrett Gilkeson-VMI	Jr	14	45	31	1.5
9.	Bubba Parham-VMI	So	14	53	45	1.2

2018-19 Southern Conference
INDIVIDUAL BASKETBALL STATISTICS
Through games of Feb 19, 2019 (Conference games only)

OFFENSIVE REBOUNDS	Cl	G	No.	Avg/G
1. Carlos Dotson-WCU	Jr	14	49	3.5
2. Jeromy Rodriguez-ETSU	Jr	15	47	3.1
3. Keve Aluma-WOF	So	15	45	3.0
James Dickey-UNCG	Jr	12	36	3.0
5. Ruben Guerrero-SAM	Sr	14	40	2.9
6. Mladen Armus-ETSU	So	15	39	2.6
7. Matt Rafferty-FUR	Sr	15	38	2.5
8. Cameron Jackson-WOF	Sr	15	36	2.4
9. Hayden Brown-CIT	So	12	28	2.3
10. Fardaws Aimaq-MER	Fr	12	27	2.3
11. Chevez Goodwin-WOF	So	15	32	2.1
12. Eric Hamilton-UNCG	Jr	14	29	2.1
13. Garrett Gilkeson-VMI	Jr	14	28	2.0
14. Zane Najdawi-CIT	Sr	14	27	1.9
15. Clay Mounce-FUR	So	15	28	1.9

DEFENSIVE REBOUNDS	Cl	G	No.	Avg/G
1. Jeromy Rodriguez-ETSU	Jr	15	108	7.2
2. Carlos Dotson-WCU	Jr	14	97	6.9
3. Matt Rafferty-FUR	Sr	15	99	6.6
4. Robert Allen-SAM	Fr	14	78	5.6
5. Ruben Guerrero-SAM	Sr	14	76	5.4
6. Mladen Armus-ETSU	So	15	78	5.2
7. Kevin Easley-UTC	Fr	14	71	5.1
8. Garrett Gilkeson-VMI	Jr	14	70	5.0
9. Zane Najdawi-CIT	Sr	14	69	4.9
10. Brandon Austin-SAM	Jr	14	68	4.9
11. Keve Aluma-WOF	So	15	70	4.7
12. Onno Steger-WCU	Jr	15	68	4.5
13. Cameron Jackson-WOF	Sr	15	67	4.5
14. James Dickey-UNCG	Jr	12	53	4.4
15. Lew Stallworth-CIT	Sr	14	59	4.2

MINUTES PLAYED	Cl	G	No.	Avg/G
1. Josh Sharkey-SAM	Jr	14	525	37.5
2. Matt Halvorsen-WCU	So	15	544	36.3
3. Ross Cummings-MER	So	14	504	36.0
4. Ethan Stair-MER	Jr	14	488	34.9
5. Lew Stallworth-CIT	Sr	14	484	34.6
6. Bubba Parham-VMI	So	14	481	34.4
7. Brandon Austin-SAM	Jr	14	470	33.6
8. Matt Rafferty-FUR	Sr	15	500	33.3
9. Garrett Gilkeson-VMI	Jr	14	466	33.3
10. Alex Hunter-FUR	So	15	495	33.0

2018-19 Southern Conference
Conference Team Highs
Through games of Feb 19, 2019 (Conference games only)

TEAM HIGHS (highest totals made by)

Points	112	Wofford vs The Citadel (01/03/19)
	107	Wofford vs Samford (01/24/19)
	106	Samford at Wofford (01/24/19)
	105	Western Carolina at Chattanooga (01/31/19)
	103	Western Carolina vs The Citadel (02/16/19)
Margin	38 (99-61)	Wofford at The Citadel (02/02/19)
	34 (96-62)	Furman vs VMI (02/16/19)
	32 (89-57)	Furman at VMI (01/10/19)
	31 (112-81)	Wofford vs The Citadel (01/03/19)
	30 (91-61)	Furman vs ETSU (02/09/19)
Field goals made	30 (80-50)	Wofford vs UNC Greensboro (02/16/19)
	43	Wofford vs The Citadel (01/03/19)
	41	Wofford vs Samford (01/24/19)
	40	ETSU at The Citadel (01/10/19)
	38	Samford at Wofford (01/24/19)
Field goal attempts	37	Furman vs The Citadel (01/05/19)
	80	Western Carolina at Furman (12/01/18)
	79	Furman vs The Citadel (01/05/19)
	79	The Citadel vs Western Carolina (01/12/19)
	78	VMI vs Samford (02/09/19)
Field goal percentage	75	The Citadel vs ETSU (01/10/19)
	.672 (43-64)	Wofford vs The Citadel (01/03/19)
	.667 (38-57)	Samford at Wofford (01/24/19)
	.640 (32-50)	Furman vs ETSU (02/09/19)
	.610 (36-59)	ETSU vs Chattanooga (01/05/19)
3-Pt FG made	.603 (35-58)	Samford vs Western Carolina (02/02/19)
	20	Wofford at The Citadel (02/02/19)
	19	Western Carolina vs The Citadel (02/16/19)
	17	The Citadel at Samford (01/17/19)
	17	Wofford vs Samford (01/24/19)
3-Pt FG attempts	17	The Citadel at ETSU (02/14/19)
	46	The Citadel at Samford (01/17/19)
	43	The Citadel at Furman (01/05/19)
	43	The Citadel vs Western Carolina (01/12/19)
	42	VMI vs Samford (02/09/19)
3-Pt percentage	40	Furman at The Citadel (01/31/19)
	.733 (11-15)	Samford at Wofford (01/24/19)
	.667 (12-18)	Furman vs ETSU (02/09/19)
	.633 (19-30)	Western Carolina vs The Citadel (02/16/19)
	.606 (20-33)	Wofford at The Citadel (02/02/19)
Free throws made	.577 (15-26)	Wofford vs The Citadel (01/03/19)
	29	Mercer at UNC Greensboro (01/26/19)
	27	UNC Greensboro at Samford (12/22/18)
	27	Mercer at Samford (01/19/19)
	27	ETSU vs Mercer (02/16/19)
Free throw attempts	25	VMI at The Citadel (01/26/19)
	25	Western Carolina at Chattanooga (01/31/19)
	36	UNC Greensboro at Samford (12/22/18)
	35	Mercer at Samford (01/19/19)
	35	ETSU vs Mercer (02/16/19)
Free throw percentage	33	Mercer at UNC Greensboro (01/26/19)
	32	Samford vs UNC Greensboro (12/22/18)
	32	Western Carolina at Chattanooga (01/31/19)
	.950 (19-20)	Samford at Wofford (01/24/19)
	.941 (16-17)	Furman at VMI (01/10/19)

	.923	(12-13)	ETSU at Chattanooga (02/02/19)
	.917	(11-12)	ETSU at Mercer (01/12/19)
	.909	(20-22)	UNC Greensboro vs Chattanooga (12/29/18)
Rebounds	53		Furman vs Western Carolina (12/01/18)
	53		Furman vs The Citadel (01/05/19)
	50		ETSU at The Citadel (01/10/19)
	50		Western Carolina at The Citadel (01/12/19)
	50		ETSU at Mercer (01/12/19)
Assists	24		Wofford vs The Citadel (01/03/19)
	24		ETSU at The Citadel (01/10/19)
	23		Wofford at The Citadel (02/02/19)
	22		ETSU vs Chattanooga (01/05/19)
	22		Wofford vs Samford (01/24/19)
Steals	15		The Citadel vs Western Carolina (01/12/19)
	14		UNC Greensboro vs Mercer (01/26/19)
	13		UNC Greensboro vs Samford (02/07/19)
	13		Furman vs UNC Greensboro (02/14/19)
	12		UNC Greensboro at ETSU (01/19/19)
	12		Furman vs Chattanooga (01/24/19)
	12		ETSU at Western Carolina (01/26/19)
	12		UNC Greensboro at Chattanooga (02/09/19)
Blocked shots	10		Furman vs UNC Greensboro (02/14/19)
	9		UNC Greensboro vs Mercer (01/26/19)
	9		Samford vs ETSU (01/31/19)
	9		Furman vs VMI (02/16/19)
	8		Furman vs Western Carolina (12/01/18)
	8		ETSU vs UNC Greensboro (01/19/19)
	8		ETSU vs The Citadel (02/14/19)
Turnovers	29		Western Carolina at The Citadel (01/12/19)
	24		Mercer at UNC Greensboro (01/26/19)
	22		VMI vs Wofford (01/12/19)
	22		Samford at UNC Greensboro (02/07/19)
	22		Western Carolina vs Furman (02/07/19)
	22		Chattanooga vs UNC Greensboro (02/09/19)
Fouls	26		Western Carolina at The Citadel (01/12/19)
	26		Chattanooga vs Western Carolina (01/31/19)
	26		Mercer at ETSU (02/16/19)
	25		UNC Greensboro vs Chattanooga (12/29/18)
	25		Samford vs Mercer (01/19/19)
	25		UNC Greensboro vs Mercer (01/26/19)
	25		The Citadel at Western Carolina (02/16/19)

2018-19 Southern Conference
Conference Individual Highs
Through games of Feb 19, 2019 (Conference games only)

INDIVIDUAL PLAYER GAME HIGHS

Points	37		Lew Stallworth (The Citadel) at Western Carolina (02/16/19)
	36		Ross Cummings (Mercer) vs Western Carolina (01/10/19)
	35		Patrick Good (ETSU) at Western Carolina (01/26/19)
	33		Bubba Parham (VMI) vs Western Carolina (01/19/19)
	32		Lew Stallworth (The Citadel) vs Western Carolina (01/12/19)
	32		Ross Cummings (Mercer) at Samford (01/19/19)
	32		Marcus Thomas (Western Carolina) at Chattanooga (01/31/19)
	32		Fletcher Magee (Wofford) at ETSU (02/07/19)
	Field goals made	13	
12			Carlos Dotson (Western Carolina) at Furman (12/01/18)
12			Ross Cummings (Mercer) vs Western Carolina (01/10/19)
12			Lew Stallworth (The Citadel) vs Western Carolina (01/12/19)
12			Patrick Good (ETSU) at Western Carolina (01/26/19)
12			Marcus Thomas (Western Carolina) at Chattanooga (01/31/19)
Field goal attempts	27		Lew Stallworth (The Citadel) at Western Carolina (02/16/19)
	26		Jordan Lyons (Furman) vs Western Carolina (12/01/18)
	24		Fletcher Magee (Wofford) vs Samford (01/24/19)
	21		Tray Boyd III (ETSU) vs Samford (01/03/19)
	21		Francis Alonso (UNC Greensboro) at Western Carolina (01/17/19)
	21		Bubba Parham (VMI) vs Western Carolina (01/19/19)
Field goal percentage	.833	(10-12)	Jeromy Rodriguez (ETSU) at Furman (02/09/19)
	.818	(9-11)	Myron Gordon (Samford) vs Western Carolina (02/02/19)
	.800	(8-10)	Isaiah Miller (UNC Greensboro) at Samford (12/22/18)
	.800	(8-10)	Jeromy Rodriguez (ETSU) vs Furman (12/29/18)
	.800	(8-10)	Ramon Vila (Chattanooga) vs Samford (01/12/19)
	.800	(8-10)	Carlos Dotson (Western Carolina) vs UNC Greensboro (01/17/19)
	.800	(8-10)	Ruben Guerrero (Samford) at Wofford (01/24/19)
3-Pt FG made	11		Patrick Good (ETSU) at Western Carolina (01/26/19)
	8		Matt Frierson (The Citadel) at Samford (01/17/19)
	8		Fletcher Magee (Wofford) vs Western Carolina (02/09/19)
	8		Jerry Johnson Jr. (Chattanooga) at Samford (02/16/19)
	7		Ross Cummings (Mercer) vs Western Carolina (01/10/19)
	7		Fletcher Magee (Wofford) vs Samford (01/24/19)
	7		Fletcher Magee (Wofford) at ETSU (02/07/19)
	7		Kaiden Rice (The Citadel) at ETSU (02/14/19)
	7		Bubba Parham (VMI) at Wofford (02/14/19)
	7		Fletcher Magee (Wofford) vs UNC Greensboro (02/16/19)
3-Pt FG attempts	19		Fletcher Magee (Wofford) vs Samford (01/24/19)
	17		Jordan Lyons (Furman) vs Western Carolina (12/01/18)
	17		Patrick Good (ETSU) at Western Carolina (01/26/19)
	15		Matt Frierson (The Citadel) at Samford (01/17/19)
	15		Matt Frierson (The Citadel) at UNC Greensboro (01/24/19)
	15		Fletcher Magee (Wofford) at ETSU (02/07/19)
	15		Bubba Parham (VMI) vs Samford (02/09/19)
3-Pt percentage	1.000	(5-5)	Kevin Easley (Chattanooga) at Western Carolina (01/03/19)
	1.000	(5-5)	Andrew Brown (Furman) vs ETSU (02/09/19)
	.857	(6-7)	Marcus Thomas (Western Carolina) at Chattanooga (01/31/19)
	.833	(5-6)	Kevion Nolan (Samford) vs VMI (12/29/18)
	.833	(5-6)	Ross Cummings (Mercer) at Chattanooga (01/17/19)
	.833	(5-6)	Angelo Allegri (UNC Greensboro) at ETSU (01/19/19)
	.833	(5-6)	Kameron Gibson (Western Carolina) vs ETSU (01/26/19)
Free throws made	17		Francis Alonso (UNC Greensboro) at Samford (12/22/18)
	14		Onno Steger (Western Carolina) at Chattanooga (01/31/19)
	12		Ross Cummings (Mercer) at Samford (01/19/19)
	11		Bubba Parham (VMI) at The Citadel (01/26/19)

	11		Donovann Toatley (Chattanooga) vs Western Carolina (01/31/19)
Free throw attempts	21		Francis Alonso (UNC Greensboro) at Samford (12/22/18)
	15		Onno Steger (Western Carolina) at Chattanooga (01/31/19)
	14		Cameron Jackson (Wofford) vs Western Carolina (02/09/19)
	13		Lew Stallworth (The Citadel) at Mercer (02/09/19)
	12		Ross Cummings (Mercer) at Samford (01/19/19)
	12		Bubba Parham (VMI) at The Citadel (01/26/19)
	12		Donovann Toatley (Chattanooga) vs Western Carolina (01/31/19)
	12		Cameron Jackson (Wofford) at ETSU (02/07/19)
Free throw percentage	1.000	(12-12)	Ross Cummings (Mercer) at Samford (01/19/19)
	1.000	(10-10)	Matt Rafferty (Furman) at UNC Greensboro (01/12/19)
	1.000	(9-9)	Lew Stallworth (The Citadel) at Western Carolina (02/16/19)
	1.000	(8-8)	Matt Halvorsen (Western Carolina) vs Chattanooga (01/03/19)
	1.000	(8-8)	Ross Cummings (Mercer) at UNC Greensboro (01/26/19)
	1.000	(8-8)	Fletcher Magee (Wofford) at The Citadel (02/02/19)
Rebounds	19		Jeromy Rodriguez (ETSU) vs Samford (01/03/19)
	18		Jeromy Rodriguez (ETSU) at Mercer (01/12/19)
	17		Mladen Armus (ETSU) vs Samford (01/03/19)
	17		Jeromy Rodriguez (ETSU) vs Wofford (02/07/19)
	15		Matt Rafferty (Furman) vs Western Carolina (12/01/18)
	15		Carlos Dotson (Western Carolina) vs Samford (01/05/19)
	15		James Dickey (UNC Greensboro) vs The Citadel (01/24/19)
Assists	16		Josh Sharkey (Samford) at Wofford (01/24/19)
	14		Josh Sharkey (Samford) at ETSU (01/03/19)
	12		Josh Sharkey (Samford) at Furman (01/26/19)
	12		Josh Sharkey (Samford) vs Western Carolina (02/02/19)
	11		Tray Boyd III (ETSU) vs Mercer (02/16/19)
Steals	7		Matt Rafferty (Furman) at VMI (01/10/19)
	6		Josh Sharkey (Samford) vs UNC Greensboro (12/22/18)
	6		Isaiah Miller (UNC Greensboro) vs Chattanooga (12/29/18)
	6		Isaiah Miller (UNC Greensboro) at ETSU (01/19/19)
	6		Matt Rafferty (Furman) vs Chattanooga (01/24/19)
Blocked shots	8		Ruben Guerrero (Samford) vs ETSU (01/31/19)
	5		Noah Gurley (Furman) vs UNC Greensboro (02/14/19)
	4		Matt Rafferty (Furman) vs Western Carolina (12/01/18)
	4		Ruben Guerrero (Samford) vs VMI (12/29/18)
	4		James Dickey (UNC Greensboro) vs Furman (01/12/19)
	4		James Dickey (UNC Greensboro) at ETSU (01/19/19)
	4		Fardaws Aimaq (Mercer) at Samford (01/19/19)
	4		Clay Mounce (Furman) vs UNC Greensboro (02/14/19)
	4		James Dickey (UNC Greensboro) at Furman (02/14/19)
	4		Lucas N'Guessan (ETSU) vs Mercer (02/16/19)
	4		Victor Bafutto (Mercer) at ETSU (02/16/19)
Turnovers	11		Josh Sharkey (Samford) at UNC Greensboro (02/07/19)
	8		Josh Sharkey (Samford) at ETSU (01/03/19)
	8		Josh Sharkey (Samford) at Wofford (01/24/19)
	8		Zane Najdawi (The Citadel) vs Furman (01/31/19)
	8		Josh Sharkey (Samford) vs ETSU (01/31/19)