

2018-2019

Southern Conference Men's Basketball



#SoConHoops

702 North Pine Street, Spartanburg, SC 29303 • 864-591-5100 • Fax: 864-591-3448

Phil Perry, Assistant Commissioner for Media Relations (MBK contact)

facebook.com/SouthernConference • twitter.com/SoConSports • instagram.com/SouthernConference

2018-19 SOUTHERN CONFERENCE BASKETBALL STANDINGS

	Conference					Overall					
	W-L	Pct.	H	A	ST	W-L	Pct.	H	A	N	ST
Wofford	15-0	1.000	9-0	6-0	W15	23-4	.852	15-1	8-3	0-0	W14
UNCG	12-3	.800	7-1	5-2	W1	23-5	.821	13-1	9-4	1-0	W1
ETSU	12-4	.750	6-2	6-2	W3	22-7	.759	12-2	9-5	1-0	W3
Furman	11-4	.733	7-1	4-3	W6	22-5	.815	13-1	9-4	0-0	W6
Chattanooga	7-8	.467	4-3	3-5	W1	12-16	.429	8-4	4-10	0-2	W1
Samford	6-9	.400	4-3	2-6	L1	16-12	.571	11-4	5-8	0-0	L1
Mercer	5-10	.333	3-4	2-6	W1	10-17	.370	8-5	2-11	0-1	W1
Western Carolina	4-12	.250	2-6	2-6	L1	7-22	.241	4-7	3-13	0-2	L1
The Citadel	3-12	.200	2-5	1-7	L3	11-15	.423	7-6	4-9	0-0	L3
VMI	1-14	.067	1-6	0-8	L8	7-20	.259	6-7	1-13	0-0	L8

UPCOMING SCHEDULE (ALL TIMES EASTERN)

Feb. 23 (Saturday)

*Samford at The Citadel, 1 p.m.	Nexstar/ESPN3
*Wofford at Furman, 4 p.m.	ESPN3
*Chattanooga at Mercer, 4 p.m.	ESPN3
*VMI at Western Carolina, 7:30 p.m.	ESPN3

Nexstar affiliates for Feb. 23:

WYCW (Greenville/Spartanburg/Asheville)
WJHL (Johnson City)
WCBD (Charleston)

Feb. 24 (Sunday)

*ETSU at UNCG, 3 p.m.	ESPN+
-----------------------	-------

Feb. 28 (Thursday)

*UNCG at The Citadel, 7 p.m.	ESPN+
*Mercer at VMI, 7 p.m.	ESPN3
*Wofford at Chattanooga, 7 p.m.	ESPN+
*Furman at Samford, 7:30 p.m.	ESPN+

March 2 (Saturday)

*The Citadel at VMI, 1 p.m.	Nexstar/ESPN+
*Furman at Chattanooga, 2 p.m.	ESPN+
*Wofford at Samford, 2 p.m.	ESPN3
*Western Carolina at ETSU, 4 p.m.	ESPN+
*UNCG at Mercer, 4:30 p.m.	ESPN+

Nexstar affiliates for March 2:

WYCW (Greenville/Spartanburg/Asheville)
WJHL (Johnson City)
WCBD (Charleston)

March 8 (Friday)

SoCon Championship presented by General Shale 5 p.m., 7:30 p.m.	ESPN3/+
(U.S. Cellular Center; Asheville, N.C.)	

SOCON PLAYER OF THE WEEK (2/19)

Matt Rafferty, Sr., F Furman

Rafferty posted a pair of double-doubles in home wins over UNC Greensboro and VMI, averaging 19.0 points, 10.0 rebounds, 4.5 assists and 2.5 steals per game. For the week, he shot 70.6 percent from the floor, making 12 of his 17 attempts. He was also 13-for-15 from the free-throw line (.867) and had a blocked shot in each contest.

Against the Spartans on Thursday, Rafferty notched 26 points, 10 rebounds, five steals and two assists as the Paladins snapped UNCG's eight-game win streak with a 67-57 triumph. Rafferty was 10-for-13 from the floor (.769), making his lone 3-point attempt, and 5-for-6 from the free-throw line (.833).

Two days later, the Hinsdale, Illinois, native scored 12 points and pulled down 10 boards, adding seven assists in 25 minutes of action as Furman dropped VMI 96-62. Rafferty was 2-for-4 from the floor and 8-for-9 from the line.



CONFERENCE NEWS AND NOTES

• Two major clashes at the top of the Southern Conference standings are on tap for this weekend, as fourth-place Furman hosts league-leading Wofford on Saturday and second-place UNCG welcomes third-place ETSU on Sunday.

• All four of those squads are ranked in the CollegeInsider.com Mid-Major Top 25, the most of any conference. Wofford is No. 2, Furman is No. 11, UNCG is No. 12 and ETSU is No. 14. Wofford continues to receive votes in both the Associated Press Top 25 and USA Today Coaches Top 25, while Furman is receiving votes in the coaches' poll.

• Wofford downed UNCG 80-50 last Saturday to clinch at least a share of the regular-season SoCon title and the No. 1 seed in the upcoming Ingles SoCon Basketball Championship presented by General Shale. The regular-season title is the Terriers' first since 2014-15.

• Wofford is third in NCAA Division I with a +17.4 scoring margin, trailing only Gonzaga (+25.1) and Duke (+18.9) and directly ahead of Virginia (+17.2), Tennessee (+16.3) and Nevada (+15.7) – five of the top six teams in the Associated Press Top 25.

• After dropping road games at Furman and Wofford last week, UNCG got back on track with a 79-76 win over Western Carolina in overtime on Thursday. Francis Alonso scored a game-high 28 points, including the go-ahead 3-pointer with 5 seconds left in OT. Isaiah Miller then blocked a tying 3-point attempt on the other end as time expired.

• Miller had six steals in the contest, pushing his season total to a school-record 84 and putting him in the top 10 in SoCon history in a single season. He's now tied for eighth with SoCon Hall of Famer Keith Jennings of ETSU.

• Two other league contests were also decided by three points Thursday. Chattanooga edged The Citadel 68-65, while Mercer downed Samford 65-62.

• David Jean-Baptiste led four Mocs in double figures with 16 points, including a go-ahead 3-pointer with 37 seconds left in the contest and a free throw with 16 seconds left for the final margin. Chattanooga was without the services of leading scorer and rebounder Kevin Easley, who is day-to-day with a lower-body injury.

• Ross Cummings paced Mercer with 23 points in the win over the Bulldogs, while Ethan Stair notched his second double-double of the season with 15 points and 12 rebounds. The Bears led wire-to-wire in their 12th straight win in the series.

• In Thursday's other contest, ETSU rolled to a 94-70 win at VMI, with sophomore Bo Hodges pouring in a career-high 26 points and the Bucs shooting 61.7 percent from the floor (37-for-60).

For additional notes, see page 2

CONFERENCE NEWS AND NOTES

• The SoCon has four teams with at least 20 wins for the third straight season. ETSU is the first SoCon team to post four consecutive 20-win seasons since Davidson turned in five straight from 2004-09. Samford is four wins from giving the league five 20-win teams, a feat never accomplished in the nearly 100-year history of the conference.

• The SoCon features three players averaging 20 points per game in Wofford's Fletcher Magee (20.1), The Citadel's Lew Stallworth (20.1) and VMI's Bubba Parham (20.0). The league hasn't seen multiple players average 20 points in the same season since 2010-11, when College of Charleston's Andrew Goudelock (23.7), Appalachian State's Donald Sims (21.0) and Wofford's Noah Dahlman (20.1) did so.

• Parham has scored at least 30 points six times this season. The last SoCon player of to score 30 seven times in a season was CofC's Goudelock, who did it in 2010-11.

• Samford junior guard Josh Sharkey had four assists in a 65-62 loss at Mercer on Thursday to push his season total to 212, good for 10th in a season in SoCon history.

• Wofford ran its winning streak to 14 games and its SoCon record to 15-0 with its 80-50 win over UNCG on Feb. 16. Magee scored a game-high 26 points on his Senior Night, hitting seven 3-pointers to push his NCAA Division I-leading total to 121 on the year. He also moved up one spot to seventh on the SoCon's career scoring list, pushing his total to 2,350 points and passing Marshall's John Taft, who scored 2,332 points from 1987-91. Magee is now 73 points shy of VMI's Gay Elmore (1983-87).

• Much has been made of Magee's 3-point prowess, but he's also among the all-time greats in free-throw shooting. In addition to being the SoCon's career leader with a 91.0 percentage, he ranks sixth in DI history.

• Wofford's 15 consecutive SoCon regular-season wins are good for the seventh-best streak in league history.

• Chattanooga's Kevin Easley has scored 398 points on the season, matching the program's freshman record set by Keith Parker (1977-78). Easley, who now owns Chattanooga's freshman rebounding (175) and 3-pointers (46), is the top-scoring freshman in the league at 14.7 points per game and is 10th in the SoCon in scoring overall.

• With 135 career victories, UNCG coach Wes Miller is three wins shy of entering the SoCon's career top 25. The Spartans have at least four more contests on the schedule this season. Wofford coach Mike Young is second in SoCon history with 292 wins.

• Wofford's 3-point field-goal percentage of 42.0 is second in Division I this season and would rank as the fourth-best in a season in SoCon history.

• Furman downed VMI 96-62 on Feb. 16, matching last year's school record with its 22nd regular-season win. The Paladins have three more chances to extend that record.

• Samford's Ruben Guerrero (8.4 rebounds per game, 2.3 blocked shots per game) and Robert Allen (7.8 rbg, 0.8 bpg) are controlling the paint like no other duo in the league, as they are the only teammates in the SoCon to rank in the top 10 in the league in both rebounding and blocked shots. Guerrero ranks fourth in the SoCon in rebounding and first in blocked shots, while Allen ranks sixth and ninth in those categories, respectively.

• Western Carolina's Carlos Dotson is nearly averaging a double-double on the season with 13.1 points and 9.3 rebounds per game. He is second in the league in rebounding and third in field-goal percentage (.598).

• Citadel senior Matt Frierson became the school's career leader in 3-pointers on Jan. 24. With 311 now to his credit, he sits seventh in SoCon history, one back of sixth-place Karl Cochran of Wofford, who hit 312 from 2011-15.

• Frierson is perfect at the free-throw line this season at 40-for-40 but has not made enough to qualify for the SoCon or NCAA statistical rankings.

• UNCG senior guard Francis Alonso has 1,981 career points to his credit and is vying to become just the second 2,000-point scorer in school history. Kyle Hines (2004-08) holds the program record with 2,187 points.

• Furman senior forward Matt Rafferty has a field-goal percentage of 63.5 percent this season. That mark would rank eighth in a season in SoCon history.

• ETSU redshirt junior forward Jeremy Rodriguez is sixth in DI with 319 total rebounds and is seventh with 11.0 per game. Rodriguez, who is scoring at a clip of 11.6 points per game, is in position to be the first SoCon player to average a double-double for the season since UNCG's Ben Stywall averaged 14.3 points and 10.4 rebounds per game in 2009-10. Rodriguez is 16th in DI with 13 double-doubles so far this season.

• Rodriguez is just the fifth SoCon player in the last 10 years to collect at least 300 total rebounds in a season. He is on pace for 352, which would be the most by a SoCon player since Appalachian State's Tony Search had 359 in 1977-78.

SoCon PLAYERS OF THE WEEK

Nov. 13..... Josh Sharkey, Jr., G, SAM
 Nov. 20..... Jordan Lyons, Jr., G, FUR
 Nov. 27..... Lew Stallworth, Gr., G, CIT
 Dec. 4..... Lew Stallworth, Gr., G, CIT
 Dec. 11..... Jeremy Rodriguez, R-Jr., F, ETSU
 Dec. 18..... Matt Rafferty, Sr., F, FUR
 Dec. 24..... Francis Alonso, Sr., G, UNCG
 Dec. 31..... Jeremy Rodriguez, R-Jr., F, ETSU
 Jan. 8..... Matt Rafferty, Sr., F, FUR
 Jan. 15..... Ross Cummings, Jr., G, MER
 Jan. 22..... Kevin Easley, Fr., F, UTC
 Jan. 29..... Patrick Good, R-So., G, ETSU
 Feb. 5..... Onno Steger, Jr., F, WCU
 Feb. 12..... Fletcher Magee, Sr., G, WOF
 Feb. 19..... Matt Rafferty, Sr., F, FUR
 Feb. 26.....

SoCon PLAYERS OF THE MONTH

November..... Matt Rafferty, Sr., F, FUR
 December..... Cameron Jackson, Sr., F, ETSU
 January..... Fletcher Magee, Sr., G, WOF
 February.....

SoCon STUDENT-ATHLETE OF THE WEEK

Jan. 2..... Zane Najdawi, Sr., F, CIT
 Jan. 9..... Mladen Armus, So., F, ETSU
 Feb. 6..... Onno Steger, Jr., F, WCU

Did you know?

• Wofford's Fletcher Magee was named the SoCon player of the month for January. The monthly award was the fourth of Magee's career, which trails only Davidson's Stephen Curry, who earned the honor eight times from 2006-09, and UNCG's Kyle Hines, who was recognized five times from 2004-08. Magee is one of just nine players to have earned multiple monthly honors since the award was introduced in 2004-05.

• Western Carolina's 105 points against Chattanooga on Jan. 31 were its most against a Division I opponent since Feb. 21, 2015, when it fell 113-111 in double overtime to VMI. The 105 points were the Catamounts' most in a regulation game against a DI opponent since a 125-104 win over Marshall on Feb. 5, 1996.

• Samford went 11-for-15 from 3-point range in a 107-106 loss at Wofford on Jan. 24, with its 73.3 percent shooting from long range good for the fifth-best single-game mark in SoCon history.

• UNCG coach Wes Miller became the winningest coach in school history earlier this season, as the Spartans' 85-72 win over Chattanooga on Dec. 29 was the 125th of his career.

• Furman's Matt Rafferty and The Citadel's Matt Frierson both reached 1,000 points for their careers on Jan. 3. They joined The Citadel's Zane Najdawi, UNCG's Francis Alonso and Wofford's Cameron Jackson and Fletcher Magee as active SoCon players with 1,000 or more career points.

• Furman's 12-0 start to the season was the best for a SoCon team since Lefty Driesell's 1963-64 Davidson squad opened 15-0 en route to a 22-4 campaign.

• VMI sophomore guard Bubba Parham scored at least 30 points in four straight contests from Nov. 18-27, making him the first SoCon player to accomplish that feat since Davidson's Stephen Curry did so from Nov. 17-24, 2008.

• Furman's Jordan Lyons' 54 points against North Greenville on Nov. 13 were the most scored by an NCAA Division I player since Jodie Meeks of Kentucky scored 54 in 2009.

SoCon COACHING RECORDS

Coach, school	Career (yrs.)	School (yrs.)	SoCon (yrs.)
Duggar Baucom, The Citadel	232-257 (16th)	44-79 (4th)	22-65 (5th)
Steve Forbes, ETSU	254-96 (11th)	98-36 (4th)	54-16 (4th)
Bob Richey, Furman	45-16 (2nd)	Same	24-9 (2nd)
Bob Hoffman, Mercer	519-317 (25th)	208-162 (11th)	45-42 (5th)
Wes Miller, UNCG	135-115 (8th)	Same	80-56 (8th)
Scott Padgett, Samford	73-88 (5th)	Same	30-57 (5th)
Lamont Paris, Chattanooga	22-39 (2nd)	Same	10-23 (2nd)
Dan Earl, VMI	31-86 (4th)	Same	12-57 (4th)
Mark Prosser, Western Carolina	12-45 (2nd)	7-22 (1st)	4-12 (1st)
Mike Young, Wofford	292-243 (17th)	Same	172-124 (17th)

COLLEGEINSIDER.COM MID-MAJOR TOP 25

School (1st-place)	PS	N12	N19	N26	D3	D10	D17	D24	D31	J7	J14	J21	J28	F4	F11	F18
Gonzaga (31)	1	1	1	1	1	1	1	1	1	1	1	1	1	1	1	1
Wofford	8	5	9	7	5	7	7	11	8	6	3	3	2	2	2	t2
Buffalo	2	2	2	2	2	2	2	2	2	2	2	3	4	4	4	t2
Belmont	17	10	5	3	4	4	4	4	6	8	6	11	6	5	5	4
Murray State	18	16	10	11	12	11	10	10	9	4	4	4	7	9	8	5
UC Irvine	24	23	15	17	18	13	13	14	15	12	7	10	11	10	9	6
New Mexico State	-	-	-	-	25	25	18	18	14	19	17	16	15	13	10	7
Hofstra	-	-	-	-	-	-	-	23	22	13	5	5	4	6	6	8
Lipscomb	22	22	18	8	7	8	11	9	11	11	11	8	8	7	7	9
Liberty	-	-	-	-	24	24	17	22	20	17	16	12	12	16	16	10
Furman	-	20	6	4	3	3	3	5	5	12	19	-	24	14	11	
UNC Greensboro	20	19	13	5	6	5	5	5	4	3	10	7	5	3	3	12
Vermont	-	-	-	-	-	23	-	-	-	23	14	14	14	14	13	13
ETSU	-	-	-	-	-	-	-	-	14	8	9	9	8	15	14	
South Dakota State	5	3	7	10	8	10	14	17	17	21	19	18	13	11	11	15
Yale	25	25	-	-	-	-	-	-	-	24	21	19	21	17	17	16
Toledo	13	13	-	16	9	6	6	6	3	9	15	15	16	15	12	17
Montana	16	14	19	13	17	19	19	15	13	18	20	22	22	18	18	18
Texas State	-	-	-	-	-	20	21	21	24	22	17	18	20	20	19	
Stony Brook	-	-	-	25	14	15	16	16	15	14	13	17	19	19	20	
San Francisco	-	-	-	21	22	17	12	8	10	7	9	6	10	12	21	21
Bowling Green	-	-	-	-	-	-	-	-	-	-	-	-	-	23	25	22
Charleston	-	24	25	24	13	12	9	7	7	10	13	23	23	22	22	23
Georgia State	12	15	16	20	-	23	-	-	-	20	18	20	21	17	-	24
Sam Houston State	-	-	-	-	-	-	-	-	-	-	-	-	-	-	23	25
Northern Kentucky	-	-	24	-	23	-	-	-	-	-	-	20	-	24	-	-
Princeton	-	-	-	-	-	-	-	-	-	-	-	-	25	-	-	-
Radford	-	-	-	-	16	21	-	-	-	-	-	24	-	-	-	-
UC Santa Barbara	-	-	-	-	-	-	-	-	-	25	24	25	-	-	-	-
Jacksonville State	-	-	-	-	-	-	-	-	-	-	25	-	-	-	-	-
Loyola Marymount	-	-	22	14	11	9	8	12	12	16	21	-	-	-	-	-
Kent State	-	-	-	-	-	20	19	22	-	-	-	-	-	-	-	-
NJIT	-	-	-	-	-	25	24	25	23	-	-	-	-	-	-	-
Ball State	-	-	-	-	-	-	-	25	-	-	-	-	-	-	-	-
Louisiana	11	12	23	23	19	16	21	19	18	-	-	-	-	-	-	-
Penn	23	18	21	-	-	20	16	13	23	-	-	-	-	-	-	-
Drake	-	-	-	-	-	-	25	24	-	-	-	-	-	-	-	-
BYU	4	4	3	6	15	14	22	-	-	-	-	-	-	-	-	-
San Diego	-	-	-	-	-	22	24	-	-	-	-	-	-	-	-	-
Georgia Southern	-	-	17	12	21	18	-	-	-	-	-	-	-	-	-	-
Loyola Chicago	3	8	8	9	10	-	-	-	-	-	-	-	-	-	-	-
Illinois State	14	17	14	19	20	-	-	-	-	-	-	-	-	-	-	-
Saint Mary's	9	7	4	15	-	-	-	-	-	-	-	-	-	-	-	-
Bradley	-	-	-	18	-	-	-	-	-	-	-	-	-	-	-	-
Harvard	7	11	12	22	-	-	-	-	-	-	-	-	-	-	-	-
Northeastern	6	6	11	-	-	-	-	-	-	-	-	-	-	-	-	-
Southern Illinois	10	9	20	-	-	-	-	-	-	-	-	-	-	-	-	-
Stephen F. Austin	19	21	-	-	-	-	-	-	-	-	-	-	-	-	-	-
Rider	15	-	-	-	-	-	-	-	-	-	-	-	-	-	-	-
Wright State	21	-	-	-	-	-	-	-	-	-	-	-	-	-	-	-

Others receiving votes: BYU 51, Saint Mary's 49, Kent State 40, Northern Kentucky 37, Jacksonville State 19, Harvard 19, Northeastern 16, Radford 12, Wright State 10, Georgia Southern 9, UMBC 9, Abilene Christian 5, Drake 5, Loyola Chicago 3, Central Michigan 2, Omaha 2, Utah Valley 2, Austin Peay 1, Missouri State 1.

NATIONAL/REGIONAL RECOGNITION

Jerry West Shooting Guard of the Year Award

Watch list

Fletcher Magee, Wofford, Sr., G

Lou Henson Award (top DI mid-major player)

Initial watch list

Matt Rafferty, Furman, Sr., F
Francis Alonso, UNCG, Sr., G
James Dickey, UNCG, Jr., F
Cameron Jackson, Wofford, R-Sr., F
Fletcher Magee, Wofford, Sr., G

Midseason watch list

Matt Rafferty, Furman, Sr., F
Francis Alonso, UNCG, Sr., G
Cameron Jackson, Wofford, R-Sr., F
Fletcher Magee, Wofford, Sr., G

Kareem Abdul-Jabbar Award Watch List

James Dickey, UNCG, Jr., F

Senior CLASS Award candidate

Zane Najdawi, The Citadel, Sr., F

Google Cloud Academic All-District

First team

Ruben Guerrero, Samford, R-Sr., C

Andy Katz National Player of the Week

Jordan Lyons, Furman, Jr., G Nov. 19, 2018

SoCon TEAM RECORD BOOK

TEAM

Scoring

Game

- 154 Furman vs. The Citadel 1/8/55
- 149 Furman vs. Newberry 2/13/54
- 148 The Citadel vs. Mid-Atlantic Christian 11/12/18**
- 146 The Citadel vs. Johnson 11/11/16
- 144 The Citadel vs. Toccoa Falls 12/7/16
- 141 Western Carolina vs. Toccoa Falls 1/17/12
- 137 Davidson vs. Warren Wilson 12/9/91
- 137 The Citadel vs. Johnson 11/14/18**
- 133 Western Carolina vs. Toccoa Falls 11/26/01
- 133 VMI vs. Mid-Atlantic Christian 12/2/14

3-point field goals made

Game

- 24 VMI vs. Furman 2/12/15
- 23 The Citadel vs. Mid-Atlantic Christian 11/12/18**
- 23 The Citadel vs. High Point 11/27/18**
- 22 Ga. Southern vs. Chattanooga 1/17/05
- 21 Furman vs. Virginia Intermont 12/29/04
- 21 VMI vs. Johnson 11/18/14
- 21 The Citadel vs. Ogelthorpe 11/10/17
- 21 Furman vs. North Greenville 11/15/18**

3-point field-goal attempts

Game

- 57 VMI vs. Mid-Atlantic Christian 12/2/14
- 55 VMI vs. Marist 12/13/14
- 51 The Citadel vs. Mid-Atlantic Christian 11/12/18**
- 52 Davidson vs. Colby 11/21/06
- 50 The Citadel at Air Force 12/2/15
- 50 The Citadel vs. Johnson 11/13/16
- 50 The Citadel vs. UMBC 12/19/16
- 49 Furman vs. North Greenville 11/15/18**
- 48 The Citadel vs. Truett McConnell 11/15/16
- 48 The Citadel at Western Carolina 2/25/18
- 48 The Citadel vs. Johnson 11/14/18**

Rebounds

Game

- 78 George Wash. vs. Georgetown 1968-69
- 76 Davidson vs. VMI Jan. 8, 1970
- 70 VMI vs. Mid-Atlantic Christian Dec. 2, 2014
- 68 Davidson vs. Emory Nov. 9, 2007
- 67 The Citadel vs. Clemson Nov. 25, 2000
- 67 The Citadel vs. Johnson Nov. 13, 2016
- 65 Ga. Southern vs. UC Davis Nov. 12, 2006
- 64 ETSU vs. Reinhardt Dec. 3, 2018**
- 63 ETSU vs. UVa-Wise Nov. 18, 2014
- 63 The Citadel vs. Mid-Atlantic Christian 11/12/18**

ALL-AROUND SUCCESS

Furman senior forward Matt Rafferty is the only player in the SoCon to rank in the top 10 in scoring, rebounding, assists, steals and blocked shots. Only three other qualified players in the league appear in the top 10 in even three of those categories.

	Pts	Reb	Ast	St	Blk
Matt Rafferty, FUR	5th	3rd	3rd	3rd	6th
	17.1	9.0	4.2	2.7	1.1
Cameron Jackson, WOF	x	8th	x	t5th	t4th
	x	7.4	x	1.6	1.1
James Dickey, UNCG	x	7th	x	8th	2nd
	x	7.7	x	1.3	2.0
Josh Sharkey, SAM	7th	x	1st	2nd	x
	16.8	x	7.6	2.7	x

ASSOCIATED PRESS TOP 25

School (1st-place)	PS	N12	N19	N26	D3	D10	D17	D24	D31	J7	J14	J21	J28	F4	F11	F18
Duke (58)	4	1	1	3	3	2	2	1	1	1	1	2	2	2	2	1
Gonzaga (6)	3	3	3	1	1	4	8	7	7	5	5	4	4	4	3	2
Virginia	5	4	4	4	4	6	5	4	4	4	4	3	3	3	4	3
Kentucky	2	10	10	10	9	19	19	16	13	18	12	8	7	5	5	4
Tennessee	6	5	5	6	7	3	3	3	3	3	1	1	1	1	1	5
Nevada	7	6	6	5	6	7	6	6	6	10	10	7	8	6	7	6
Michigan	19	18	9	7	5	5	4	2	2	2	5	5	7	6	7	7
North Carolina	8	7	7	11	14	12	9	14	15	12	13	11	9	8	8	8
Houston	-	-	-	-	-	24	21	22	19	17	21	17	13	12	9	9
Michigan State	10	11	11	9	10	9	10	8	8	6	6	6	6	9	11	10
Marquette	-	24	-	-	-	21	20	18	16	21	15	12	10	10	10	11
Kansas	1	2	2	2	2	1	1	5	5	7	7	9	11	13	14	12
LSU	23	22	19	-	-	-	-	-	-	-	-	25	19	21	19	13
Texas Tech	-	-	-	20	13	11	12	11	11	8	8	t14	16	18	15	14
Purdue	24	23	24	19	-	-	-	-	-	-	-	-	17	15	12	15
Florida State	17	14	14	15	11	10	11	9	9	13	11	-	25	22	17	16
Villanova	9	8	-	23	21	17	-	-	-	-	22	18	14	14	13	17
Louisville	-	-	-	-	-	-	-	-	-	-	-	23	15	16	16	18
Iowa State	-	-	-	-	-	-	-	-	-	20	-	24	20	17	23	19
Virginia Tech	15	16	13	13	15	13	13	10	10	9	9	10	12	11	22	20
Iowa	-	-	20	14	18	22	23	24	25	-	23	19	-	20	21	21
Wisconsin	-	-	25	22	12	16	16	15	22	-	-	-	24	19	20	22
Kansas State	12	12	12	12	16	t25	-	-	-	-	-	-	-	-	18	23
Maryland	-	-	-	24	23	-	-	-	-	-	19	13	21	24	24	24
Buffalo	-	25	22	21	17	14	14	21	20	19	16	t14	18	23	25	25
Cincinnati	-	-	-	-	-	-	-	-	-	-	-	-	-	25	-	-
Mississippi State	18	17	15	25	22	18	17	19	17	14	24	22	22	-	-	-
NC State	-	-	-	-	-	-	-	20	18	15	17	21	23	-	-	-
Auburn	11	9	8	8	8	8	7	12	12	11	14	16	-	-	-	-
Ole Miss	-	-	-	-	-	-	-	-	-	-	18	20	-	-	-	-
Oklahoma	-	-	-	-	-	-	-	25	23	23	20	-	-	-	-	-
Indiana	-	-	-	-	-	t25	22	23	21	22	25	-	-	-	-	-
Ohio State	-	-	23	16	19	15	15	13	14	16	-	-	-	-	-	-
St. John's	-	-	-	-	-	-	-	-	-	24	-	-	-	-	-	-
TCU	20	21	18	-	-	-	-	-	-	25	-	-	-	-	-	-
Nebraska	-	-	-	24	-	25	-	24	-	-	-	-	-	-	-	-
Arizona State	-	-	-	-	20	20	18	17	-	-	-	-	-	-	-	-
Furman	-	-	-	-	25	23	24	-	-	-	-	-	-	-	-	-
Syracuse	16	15	-	-	t25	-	-	-	-	-	-	-	-	-	-	-
Texas	-	-	-	17	-	-	-	-	-	-	-	-	-	-	-	-
Oregon	14	13	21	18	-	-	-	-	-	-	-	-	-	-	-	-
Clemson	22	19	16	-	-	-	-	-	-	-	-	-	-	-	-	-
UCLA	21	20	17	-	-	-	-	-	-	-	-	-	-	-	-	-
West Virginia	13	-	-	-	-	-	-	-	-	-	-	-	-	-	-	-
Washington	25	-	-	-	-	-	-	-	-	-	-	-	-	-	-	-

Others receiving votes: Cincinnati 99, Wofford 32, Auburn 21, Washington 20, Mississippi State 2, St. John's 2, Yale 1, Ole Miss 1

USA TODAY COACHES TOP 25

School (1st-place)	PS	N19	N26	D3	D10	D17	D24	D31	J7	J14	J21	J28	F4	F11	F18
Duke (28)	3	1	3	3	2	2	2	1	2	2	2	2	2	2	1
Gonzaga (4)	4	3	1	1	6	9	8	8	6	5	4	4	4	3	2
Virginia	5	4	4	4	3	3	1	2	1	3	3	3	3	4	3
Kentucky	2	10	9	8	18	15	14	18	14	9	6	5	5	4	4
Tennessee	6	5	7	7	4	4	3	3	3	1	1	1	1	1	5
Nevada	9	7	6	6	7	6	6	5	11	10	7	7	6	6	6
Michigan	18	8	5	5	5	5	4	4	4	4	6	5	7	7	7
Houston	-	-	-	-	22	20	19	17	15	t17	17	13	12	9	8
North Carolina	7	6	13	12	12	10	14	15	12	15	12	10	8	8	9
Marquette	-	-	-	-	-	23	20	18	19	13	11	9	9	10	10
Michigan State	10	11	8	10	9	8	7	7	5	6	5	8	11	12	11
Kansas	1	2	2	2	1	1	5	6	9	8	10	12	14	14	12
Purdue	22	19	18	24	-	-	-	-	-	-	-	18	15	11	13
Texas Tech	-	-	19	13	11	11	13	11	8	9	13	15	18	15	14
LSU	-	21	-	-	-	-	-	-	-	-	-	19	22	21	15
Villanova	8	-	23	21	16	-	-	-	21	18	14	13	13	16	16
Florida State	15	13	14	11	10	12	9	9	13	11	23	-	24	19	17
Virginia Tech	17	14	12	14	13	13	10	10	7	7	8	11	10	16	18
Iowa	-	22	15	19	21	21	21	t20	25	24	21	25	20	17	19
Iowa State	-	-	-	-	-	-	-	-	21	-	25	20	16	22	20
Kansas State	11	12	t10	15	24	-	-	-	-	-	-	-	-	18	21
Louisville	-	-	-	-	-	-	-	-	-	24	16	17	20	22	22
Wisconsin	-	-	22	16	19	17	16	t23	-	-	-	23	19	23	23
Buffalo	-	25	20	18	15	15	22	t20	20	t17	14	17	25	24	24
Cincinnati	-	-	-	-	-	-	-	-	-	-	-	-	23	-	t25
Maryland	-	-	-	23	23	24	-	-	-	22	16	24	-	25	t25
Mississippi State	19	15	25	22	17	16	t17	16	14	23	22	21	21	-	-
NC State	-	-	-	-	-	-	24	19	16	16	19	22	-	-	-
Auburn	12	9	t10	9	8	7	t11	13	10	12	15	-	-	-	-
Ole Miss	-	-	-	-	-	-	-	-	-	20	20	-	-	-	-
Oklahoma	-	-	-	-	-	-	-	25	22	19	-	-	-	-	-
Indiana	-	-	-	-	-	-	25	22	24	25	-	-	-	-	-
Ohio State	-	23	16	17	14	14	t11	12	17	-	-	-	-	-	-
St. John's	-	-	-	-	-	-	-	-	23	-	-	-	-	-	-
Nebraska	25	24	-	25	25	22	23	t23	-	-	-	-	-	-	-
Arizona State	-	-	-	20	20	19	t17	-	-	-	-	-	-	-	-
Furman	-	-	-	-	-	25	-	-	-	-	-	-	-	-	-
Texas	-	-	17	-	-	-	-	-	-	-	-	-	-	-	-
Oregon	16	20	21	-	-	-	-	-	-	-	-	-	-	-	-
Clemson	23	16	24	-	-	-	-	-	-	-	-	-	-	-	-
UCLA	20	17	-	-	-	-	-	-	-	-	-	-	-	-	-
TCU	21	18	-	-	-	-	-	-	-	-	-	-	-	-	-
West Virginia	13	-	-	-	-	-	-	-	-	-	-	-	-	-	-
Syracuse	14	-	-	-	-	-	-	-	-	-	-	-	-	-	-
Washington	24	-	-	-	-	-	-	-	-	-	-	-	-	-	-

Others receiving votes: Washington 20, Wofford 19, North Texas 9, Auburn 8, Arizona State 8, Ole Miss 6, St. John's 6, Mississippi State 6, Furman 5, Texas 4, Texas State 1, Hofstra 1, Southern Miss 1

NET RANKINGS (AS OF FEB. 22)

The NCAA Evaluation Tool (NET) replaces the RPI this season and relies on game results, strength of schedule, game location, scoring margin, net offensive and defensive efficiency, and the quality of wins and losses to aid the NCAA in evaluating programs throughout the season. New rankings are released daily.

SoCon team	NET ranking
Wofford	26
Furman	45
UNCG	60
ETSU	68
Samford	156
Mercer	181
Chattanooga	266
The Citadel	267
Western Carolina	281
VMI	327

THE SOCON VS. RANKED TEAMS

Furman's win at No. 8 Villanova on Nov. 17 was the SoCon's second road victory over a top-10 opponent in as many seasons, as Wofford downed then-No. 5 North Carolina in 2017. Coincidentally, Villanova and North Carolina were both defending national champions.

SoCon	Opp.	Score	Date
Furman	#8 Villanova	76-68 (OT)	11/17/18
Wofford	#5 North Carolina	79-75	12/20/17
Col. of Charleston	#21 Baylor	63-59	11/24/12
Davidson	#12 Kansas	80-74	12/19/11
Col. of Charleston	#9 North Carolina	82-79 (OT)	1/4/10
#23 Davidson	#24 Gonzaga	82-76	3/21/08
#23 Davidson	#8 Georgetown	74-70	3/23/08
#23 Davidson	#6 Wisconsin	73-56	3/28/08
Col. of Charleston	#3 North Carolina	66-64	12/5/98

Preseason predictions

Defending regular-season and tournament champion UNCG was the preseason pick to win the league in 2018-19 among the league's 10 head coaches and media. Wofford's Fletcher Magee was the coaches' selection for preseason player of the year.

Preseason Player of the Year
Fletcher Magee, Sr., G, Wofford

Preseason All-Southern Conference Team

Zane Najdawi, Sr., F, The Citadel
Tray Boyd III, Jr., G, ETSU
Bo Hodges, So., G/F, ETSU
Jerome Rodriguez, R-Jr., F, ETSU
Matt Rafferty, Sr., F, Furman
Ross Cummings, Jr., G, Mercer
Francis Alonso, Sr., G, UNCG
James Dickey, Jr., F, UNCG
Bubba Parham, So., G, VMI
Cameron Jackson, Sr., F, Wofford
Fletcher Magee, Sr., G, Wofford

Coaches poll		Media poll	
Team (1st)	Total	Team (1st)	Total
1. UNCG (6)	78	1. UNCG (16)	231
2. Wofford (4)	74	2. Wofford (6)	214
3. ETSU	67	3. ETSU (2)	198
4. Furman	57	4. Furman	169
5. Mercer	48	5. Mercer	136
6. The Citadel	38	6. Chattanooga	103
7. Chattanooga	30	7. The Citadel	96
8. Samford	26	8. Samford	69
9. Western Carolina	20	9. Western Carolina	59
10. VMI	12	10. VMI	45

ACTIVE SoCon CAREER LEADERS

Points scored

2,350	Fletcher Magee, Wofford, Sr.	(7)
1,981	Francis Alonso, UNCG, Sr.	
1,557	Zane Najdawi, The Citadel, Sr.	
1,288	Cameron Jackson, Wofford, R-Sr.	
1,225	Matt Rafferty, Furman, Sr.	

Points scored per game (min. 800 points)

18.65	Fletcher Magee, Wofford, Sr.
17.16	Bubba Parham, VMI, So.
15.01	Francis Alonso, UNCG, Sr.
12.76	Zane Najdawi, The Citadel, Sr.
11.14	Matt Rafferty, Furman, Sr.

Field-goal percentage (min. 240 made)

.585	Cameron Jackson, Wofford, R-Sr.
.579	Matt Rafferty, Furman, Sr.
.537	James Dickey, UNCG, Jr.
.523	Isaiah Miller, UNCG, So.
.485	Zane Najdawi, The Citadel, Sr.

3-point field goals made

472	Fletcher Magee, Wofford, Sr.	(1)
373	Francis Alonso, UNCG, Sr.	(4)
311	Matt Frierson, The Citadel, Sr.	(7)
193	Jordan Lyons, Furman, Jr.	
191	Nathan Hoover, Wofford, Jr.	

3-point field-goal percentage (min. 120 made)

.436	Fletcher Magee, Wofford, Sr.	(8)
.424	Andrew Brown, Furman, Sr.	
.407	Francis Alonso, UNCG, Sr.	
.401	Nathan Hoover, Wofford, Jr.	
.399	Ross Cummings, Mercer, Jr.	

Free-throw percentage (min. 110 made)

.910	Fletcher Magee, Wofford, Sr.	(1)
.909	Matt Frierson, The Citadel, Sr.	
.870	Francis Alonso, UNCG, Sr.	(6)
.861	Nathan Hoover, Wofford, Jr.	
.858	Matt Halvorsen, WCU, So.	

Rebounds

795	Matt Rafferty, Furman, Sr.
705	Zane Najdawi, The Citadel, Sr.
691	James Dickey, UNCG, Jr.
677	Marc Gosselin, Western Carolina, Sr.
650	Cameron Jackson, Wofford, R-Sr.

Rebounds per game (min. 280 rebounds)

11.00	Jeromy Rodriguez, ETSU, R-Jr.
7.76	James Dickey, UNCG, Jr.
7.23	Matt Rafferty, Furman, Sr.
6.71	Mladen Armus, ETSU, So.
5.78	Zane Najdawi, The Citadel, Sr.

Blocked shots

186	Zane Najdawi, The Citadel, Sr.
159	James Dickey, UNCG, Jr.
121	Cameron Jackson, Wofford, R-Sr.
92	Matt Rafferty, Furman, Sr.
63	Ruben Guerrero, Samford, R-Sr.

Steals

193	Josh Sharkey, Samford, Jr.
174	Matt Rafferty, Furman, Sr.
160	Cameron Jackson, Wofford, R-Sr.
146	Demetrius Troy, UNCG, Sr.
132	Isaiah Miller, UNCG, So.

Assists

514	Josh Sharkey, Samford, Jr.
425	Demetrius Troy, UNCG, Sr.
307	Francis Alonso, UNCG, Sr.
284	Matt Rafferty, Furman, Sr.
219	Storm Murphy, Wofford, So.

Assists per game (min. 150 assists)

5.47	Josh Sharkey, Samford, Jr.
3.65	Storm Murphy, Wofford, So.
3.40	Demetrius Troy, UNCG, Sr.
3.03	Marcus Cohen, Mercer, So.
2.91	Bubba Parham, VMI, So.

(SoCon career rank)

SoCon RECORD BOOK (NCAA RECORDS WHERE NOTED)

INDIVIDUAL

Coaching victories at SoCon school

1.	447	Bob McKillop, DAV	1992-2014
2.	292	Mike Young, WOF	2002-present
3.	243	Mack McCarthy, UTC	1985-97
	243	Burton Shipley, MD	1923-47
5.	230	Bill Reinhart, GW	1935-42; 49-66

Coaching wins per season (min. two seasons)

Avg. Wins		Yrs.			
1.	26.7	187	7	Everett Case, NCSU	1946-53
2.	26.0	52	2	Ben Carnevale, UNC	1944-46
3.	24.5	98	4	Steve Forbes, ETSU	2015-pr.
4.	24.3	146	6	Fred Schaus, WVU	1954-60
5.	23.8	95	4	John Kresse, CofC	1998-02

Scoring

Career

1.	2,635	Stephen Curry, DAV	2006-09
2.	2,574	Skip Henderson, MAR	1983-88
3.	2,571	Andrew Goudelock, CofC	2007-11
4.	2,538	Frank Selvy, FUR	1951-54
5.	2,483	John Gerdy, DAV	1975-79
6.	2,423	Gay Elmore, VMI	1983-87
7.	2,350	Fletcher Magee, WOF	2015-pr.
8.	2,332	John Taft, MAR	1987-91
9.	2,310	Dom Flora, W&L	1954-58
10.	2,309	Jerry West, WVU	1957-60

3-point field goals made

Game			
1.	15	Keith Veney, Marshall*	12/16/96
	15	Jordan Lyons, FUR*	11/15/18
3.	11	Elton Nesbitt, GSU vs. UTC	1/17/05
	11	Fletcher Magee, WOF at UTC	2/17/18
	11	Patrick Good, ETSU at WCU	1/26/19
6.	10	Nine times. This season:	
		Matt Frierson, CIT vs. Johnson	11/14/18
		Bubba Parham, VMI at Kentucky	11/18/18

Career

1.	472	Fletcher Magee, WOF	2015-pr.
2.	414	Stephen Curry, DAV	2006-09
3.	396	Andrew Goudelock, CofC	2007-11
4.	373	Francis Alonso, UNCG	2015-pr.
5.	358	Donald Sims, APP	2007-11
6.	312	Karl Cochran, WOF	2011-15
7.	311	Matt Frierson, CIT	2015-pr.
8.	299	Ian Chadwick, WOF	1997-01
9.	295	Zach Urbanus, CIT	2007-11
10.	278	Jake Robinson, WCU	2006-10

Career - NCAA Division I history

1.	504	Travis Bader, Oakland	2010-14
2.	472	Fletcher Magee, WOF	2015-pr.
3.	457	J.J. Redick, Duke	2002-06
4.	450	David Holston, Chicago State	2005-09
5.	435	Keydren Clark, Saint Peter's	2002-06
6.	434	Damon Lynn, NJIT	2013-17
7.	431	Chris Lofton, Tennessee	2004-08
	431	Kevin Foster, Santa Clara	2008-13
9.	420	Chris Clemons, Campbell	2015-pr.
10.	416	Akeem Richmond, East Carolina	2010-14
11.	414	Stephen Curry, DAV	2006-09

3-point field goals attempts

Game			
1.	34	Jordan Lyons, FUR*	Nov. 15, 2018
2.	25	Keith Veney, MAR	Dec. 16, 1996
3.	21	Travis Cantrell, CIT	Jan. 12, 2002
4.	20	Stephen Curry, DAV	Nov. 21, 2006
	20	Donald Sims, APP	Nov. 19, 2010
6.	19	Keith Veney, MAR	1996-97
	19	Shawn Hall, APP	Feb. 22, 2003
	19	Keaton Cole, WCU	Feb. 2, 2012
	19	Tim Marshall, VMI	Feb. 15, 2015
	19	Francis Alonso, UNCG	Dec. 2, 2017
	19	Fletcher Magee, WOF	Feb. 17, 2018
	19	Fletcher Magee, WOF	Jan. 24, 2019

* NCAA record

Career

1.	1,083	Fletcher Magee, WOF	2015-pr.
2.	1,004	Stephen Curry, DAV	2006-09
2.	958	Andrew Goudelock, CofC	2007-11
4.	916	Francis Alonso, UNCG	2015-pr.
5.	914	Karl Cochran, WOF	2011-15
6.	883	Donald Sims, APP	2007-11
7.	854	Matt Frierson, CIT	2015-pr.
8.	819	Ian Chadwick, WOF	1997-01
9.	737	Terry Williams, GSU	2001-05
10.	727	Travis Cantrell, CIT	1999-02
	727	Jake Robinson, WCU	2006-10

3-point percentage (min. 120 made)

Career				
Pct.	3FG-3FGA			
1.	49.3	223-452	Keith Jennings, ETSU	1989-91
2.	45.2	126-279	Alan Puckett, CIT	1999-02
3.	45.1	146-324	Shawn Reid, FUR	1984-88
4.	44.7	159-356	Brandon Born, UTC	1991-95
5.	44.5	154-346	Derek Rucker, DAV	1985-88
6.	44.0	166-377	D. Denzel-Dyson, SAM	2016-18
7.	44.0	131-298	David Donerlson, WCU	1989-90
8.	43.6	472-1083	Fletcher Magee, WOF	2015-pr.
9.	43.4	190-438	Peter Anderer, DAV	2000-03
10.	43.2	189-437	Kemp Phillips, APP	1987-90

Free-throw percentage (min. 200 made)

Career				
Pct.	FT-FTA			
1.	91.0	376-413	Fletcher Magee, WOF	2015-pr.
2.	89.3	358-401	Nik Cochran, DAV	2009-13
3.	89.2	545-611	Donald Sims, APP	2007-11
4.	88.9	281-316	Chad Copeland, UTC	1993-94
5.	87.6	479-547	Stephen Curry, DAV	2006-09
6.	87.0	382-439	Francis Alonso, UNCG	2015-pr.
7.	86.6	214-247	Johnny Mitchell, VMI	1967-69
8.	86.4	260-301	Greg White, MAR	1978-81
9.	86.3	253-293	Jordan Strawberry, MER	2014-18
10.	86.3	201-233	Demetre Rivers, MER	2014-18

Free-throw percentage - NCAA Division I history

Career				
Pct.	FT-FTA			
1.	94.6	435-460	Blake Ahearn, Missouri St.	2003-07
2.	92.7	343-370	Derek Raivio, Gonzaga	2003-07
3.	91.5	322-352	Markus Howard, Marquette	2016-pr.
4.	91.3	324-355	Gary Buchanan, Villanova	1999-03
5.	91.2	662-726	J.J. Redick, Duke	2002-06
6.	91.0	376-413	Fletcher Magee, WOF	2015-pr.

SPECIALTY STATS LEADERS

50-point games	Ovr.	SoCon
Jordan Lyons, FUR	1	0

40-point games	Ovr.	SoCon
Jordan Lyons, FUR	1	0

30-point games	Ovr.	SoCon
Bubba Parham, VMI	6	2
Ross Cummings, MER	3	2
Fletcher Magee, WOF	3	3
Lew Stallworth, CIT	2	2
Matt Frierson, CIT	1	0
Patrick Good, ETSU	1	1
Jordan Lyons, FUR	1	0
Francis Alonso, UNCG	1	1
Kyrin Galloway, UNCG	1	0
Brandon Austin, SAM	1	1
Kameron Gibson, WCU	1	0
Onno Steger, WCU	1	1
Marcus Thomas, WCU	1	1
Nathan Hoover, WOF	1	0

20-point games	Ovr.	SoCon
Fletcher Magee, WOF	15	12
Bubba Parham, VMI	13	6
Lew Stallworth, CIT	13	8
Josh Sharkey, SAM	11	7
Ross Cummings, MER	10	8
Matt Rafferty, FUR	9	6
Francis Alonso, UNCG	9	4
Jordan Lyons, FUR	8	5
Isaiah Miller, UNCG	7	7
Kevin Easley, UTC	7	5
Cameron Jackson, WOF	6	3
Tray Boyd III, ETSU	5	1
Brandon Austin, SAM	5	2
Kameron Gibson, WCU	5	3
Onno Steger, WCU	5	5
Matt Frierson, CIT	4	1
Kaiden Rice, CIT	4	1
Nathan Hoover, WOF	4	3
Zane Najdawi, CIT	4	2
Jeromy Rodriguez, ETSU	3	2
Daivien Williamson, ETSU	3	3
Myron Gordon, SAM	3	2
Ruben Guerrero, SAM	3	1
Matt Halvorsen, WCU	3	2
Alex Reed, CIT	2	1
Patrick Good, ETSU	2	2
Clay Mounce, FUR	2	0
Djordje Dimitrijevic, MER	2	1
Kaleb Hunter, UNCG	2	1
Jerry Johnson Jr., UTC	2	1
Myles Lewis, VMI	2	2
Carlos Dotson, WCU	2	1
Marcus Thomas, WCU	2	2
Mladen Armus, ETSU	1	1
Bo Hodges, ETSU	1	1
Isaiah Tisdale, ETSU	1	1
Kyrin Galloway, UNCG	1	0
Demetrius Troy, UNCG	1	1
Kevin Nolan, SAM	1	0
Garrett Gilkeson, VMI	1	0
Jake Stephens, VMI	1	0

15-rebound games	Ovr.	SoCon
Jeromy Rodriguez, ETSU	6	3
Matt Rafferty, FUR	2	1
Carlos Dotson, WCU	2	1
Mladen Armus, ETSU	1	1
James Dickey, UNCG	1	1
Ruben Guerrero, SAM	1	0
Thomas Smallwood, UTC	1	0

10-rebound games	Ovr.	SoCon
Jeromy Rodriguez, ETSU	17	7
Matt Rafferty, FUR	14	9
Carlos Dotson, WCU	13	9
Mladen Armus, ETSU	10	5
Ruben Guerrero, SAM	9	7
Zane Najdawi, CIT	7	4
Robert Allen, SAM	7	3
James Dickey, UNCG	6	3
Keve Aluma, WOF	5	4
Cameron Jackson, WOF	5	2
Hayden Brown, CIT	4	3
Clay Mounce, FUR	4	2
Tyler Creammer, VMI	4	1
Kevin Easley, UTC	3	2
Garrett Gilkeson, VMI	3	2

10-rebound games (cont.)	Ovr.	SoCon
Chevez Goodwin, WOF	3	2
Lew Stallworth, CIT	2	0
Bo Hodges, ETSU	2	2
Fardaws Aimag, MER	2	1
Ethan Stair, MER	2	2
Brandon Austin, SAM	2	1
Ramon Vila, UTC	2	2
Marc Gosselin, WCU	2	1
Kaelon Harris, CIT	1	0
Alex Reed, CIT	1	0
D'Andre Bernard, ETSU	1	0
Octavion Corley, ETSU	1	0
Jaylen Stowe, MER	1	0
Eric Hamilton, UNCG	1	1
Josh Sharkey, SAM	1	0
Thomas Smallwood, UTC	1	0
Onno Steger, WCU	1	1

15-assist games	Ovr.	SoCon
Josh Sharkey, SAM	1	1

10-assist games	Ovr.	SoCon
Josh Sharkey, SAM	7	5
Lew Stallworth, CIT	4	1
Quayson Williams, CIT	1	0
Tray Boyd III, ETSU	1	1
Alex Hunter, FUR	1	1
Donovann Toatley, UTC	1	0
Greg Parham, VMI	1	0

5-block games	Ovr.	SoCon
Zane Najdawi, CIT	1	0
Octavion Corley, ETSU	1	0
Noah Gurley, FUR	1	1
Ruben Guerrero, SAM	1	1

Double-doubles	Ovr.	SoCon
Jeromy Rodriguez, ETSU	13	6
Matt Rafferty, FUR	13	8
Carlos Dotson, WCU	11	7
Josh Sharkey, SAM	8	5
Ruben Guerrero, SAM	7	5
Zane Najdawi, CIT	6	3
Lew Stallworth, CIT	6	2
Mladen Armus, ETSU	4	3
Cameron Jackson, WOF	4	1
Hayden Brown, CIT	3	2
Clay Mounce, FUR	3	2
James Dickey, UNCG	3	2
Robert Allen, SAM	3	2
Garrett Gilkeson, VMI	3	2
Ethan Stair, MER	2	2
Brandon Austin, SAM	2	1
Kevin Easley, UTC	2	2
Ramon Vila, UTC	2	2
Tyler Creammer, VMI	2	2
Keve Aluma, WOF	2	2
Tray Boyd III, ETSU	1	1
Alex Hunter, FUR	1	1
Jaylen Stowe, MER	1	0
Eric Hamilton, UNCG	1	1
Thomas Smallwood, UTC	1	0
Greg Parham, VMI	1	0
Marc Gosselin, WCU	1	0
Onno Steger, WCU	1	1
Chevez Goodwin, WOF	1	0

20/15 games	Ovr.	SoCon
Jeromy Rodriguez, ETSU	2	1
Ruben Guerrero, SAM	1	0

20/10 games	Ovr.	SoCon
Matt Rafferty, FUR	4	2
Josh Sharkey, SAM	3	2
Jeromy Rodriguez, ETSU	2	1
Ruben Guerrero, SAM	2	0
Zane Najdawi, CIT	1	0
Lew Stallworth, CIT	1	0
Mladen Armus, ETSU	1	1
Clay Mounce, FUR	1	0
Brandon Austin, SAM	1	0
Carlos Dotson, WCU	1	1

^ 4 were points/assists
+ 7 were points/assists
* points/assists

SoCon 3-POINT PROWESS

• Four league players have hit at least 10 3-pointers in a game this season, highlighted by Furman's Jordan Lyons matching the SoCon and NCAA Division I records with 15 against North Greenville on Nov. 13. ETSU's Patrick Good hit a school-record 11 at Western Carolina on Jan. 26. The Citadel's Matt Frierson hit a school-record 10 in a win over Johnson University on Nov. 14 and VMI's Bubba Parham hit a school-record 10 in a loss at No. 10 Kentucky on Nov. 18. The Keydets hit 19 3s in the contest, the most ever against Kentucky and a Rupp Arena record.

• The Citadel has hit 23 3-pointers twice this season, falling one shy of the SoCon record both times. The Bulldogs set their school record with 23 against Mid-Atlantic Christian on Nov. 12 and matched it against High Point on Nov. 27.

• Furman matched its school record with 21 3-pointers against North Greenville on Nov. 13.

• Western Carolina hit 19 3-pointers in its 103-82 win over The Citadel on Feb. 16, falling one shy of the school record. Onno Steger and Matt Halvorsen hit six each.

• The Citadel is second in NCAA Division I with 11.8 made 3-pointers per game this season.

• Wofford is second in DI in 3-point field-goal percentage at 42.0 percent.

• Wofford's Fletcher Magee is eighth in SoCon history with a career 3-point percentage of 43.4 (see chart on page 5).

• Magee (472, first), UNCG's Francis Alonso (373, fourth) and The Citadel's Frierson (311, seventh) are all in the top 10 in career 3-pointers in SoCon history. For more info, see the chart on the previous page.

• Three SoCon student-athletes have active streaks of at least 10 games with a made 3-pointer, led by Wofford's Magee's current 18-game run. Magee (60), UNCG's Alonso (56) and The Citadel's Frierson (52) have all had streaks of 50-plus games end this season.

Consecutive games with a 3-pointer

Player, school	'18-19	'17-18	'16-17	Total
Fletcher Magee, WOF, Sr.	18	x	x	18
Austin Vereen, VMI, Sr.*		10	x	10
Nathan Hoover, WOF, Jr.	13	x	x	13

* has yet to play this season

• Magee, whose 148 3-pointers last season were good for second in SoCon history and fifth in NCAA DI lore, is on pace for 138 this year, which would rank third. Magee's current total of 121 leads DI this season and is ninth in a season in SoCon history. Frierson hit 114 last season, which is now good for 11th.

Single-season 3-pointers, SoCon history

162	Stephen Curry, Davidson	2007-08
148	Fletcher Magee, Wofford	2017-18
135	Stephen McDowell, Chattanooga	2008-09
131	Andrew Goudelock, Col. of Charleston	2010-11
130	Keith Veney, Marshall	1996-97
130	Stephen Curry, Davidson	2008-09
123	Donald Sims, Appalachian State	2009-10
122	Stephen Curry, Davidson	2006-07
121	Fletcher Magee, Wofford	2018-19
118	Keddrick Mays, Chattanooga	2006-07
114	Matt Frierson, The Citadel	2017-18

Single-season 3-pointers, NCAA history

162	Stephen Curry, Davidson	2007-08
158	Darrin Fitzgerald, Butler	1986-87
155	Akeem Richmond, East Carolina	2013-14
152	Freddie Banks, UNLV	1986-87
148	Fletcher Magee, Wofford	2017-18

SoCON vs. OTHER CONFERENCES

American Athletic (1-1)

11/14 SMU 98, Western Carolina 65
11/24 The Citadel 84, South Florida 81

Atlantic Coast (0-7)

11/6 #22 Clemson 100, The Citadel 80
11/6 #8 North Carolina 78, Wofford 67
11/9 Pittsburgh 94, VMI 55
11/24 NC State 78, Mercer 74
11/27 Wake Forest 71, Western Carolina 64
12/5 #15 Virginia Tech 89, VMI 68
12/5 NC State 100, Western Carolina 67

Atlantic Sun (6-1)

11/6 Samford 91, North Alabama 74
11/12 Samford 74, Kennesaw State 60
11/18 Jacksonville 74, Chattanooga 66
(Mobile, Ala.)
11/23 VMI 87, Stetson 79 (OT)
11/24 Western Carolina 77, Jacksonville 65
12/15 UNCG 53, North Alabama 48
12/21 VMI 89, North Alabama 68

Big 12 (0-3)

11/16 Texas 97, The Citadel 69
11/18 Oklahoma 75, Wofford 64
12/4 #2 Kansas 72, Wofford 47

Big East (1-1)

11/11 Creighton 75, ETSU 69
11/17 Furman 76, No. 8 Villanova 68 (OT)

Big South (12-4)

11/10 Wofford 68, High Point 60
11/13 Furman 88, Gardner-Webb 86 (OT)
11/14 VMI 78, USC Upstate 72
11/17 ETSU 76, Winthrop 74
11/25 Furman 65, UNC Asheville 51
11/27 The Citadel 112, High Point 87
12/1 Longwood 65, VMI 45
12/8 Western Carolina 71, UNC Asheville 59
12/8 #25 Furman 74, USC Upstate 60
12/11 #23 Furman 77, Charleston Southern 69
12/12 Presbyterian 103, VMI 70
12/15 High Point 86, Western Carolina 59
12/15 Wofford 92, UNC Asheville 49
12/18 The Citadel 82, Campbell 76
12/18 UNCG 65, Radford 58
12/29 Longwood 110, The Citadel 94

Big Ten (0-4)

11/20 #23 Ohio State 68, Samford 50
11/23 #8 Michigan 83, Chattanooga 55
12/15 Illinois 73, ETSU 55
12/18 #23 Iowa 78, Western Carolina 60

Colonial (7-1)

11/10 Coll. of Charleston 77, Western Carolina 74
11/13 UNCG 82, UNCW 61
11/20 The Citadel 91, James Madison 82 (OT)
11/23 UNCG 84, Delaware 65
12/4 #25 Furman 98, Elon 77
12/7 UNCG 75, Elon 74
12/15 #23 Furman 93, UNCW 50
12/21 Mercer 77, UNCW 73

Conference USA (2-3)

11/6 Chattanooga 80, Charlotte 69
11/6 UAB 75, Mercer 67
11/21 Southern Miss 68, Western Carolina 63
(Cancun, Mexico)
11/24 UNCG 80, Louisiana Tech 73
(Newark, Del.)
12/5 Florida Atlantic 68, Mercer 64

Horizon (1-1)

11/7 Wright State 96, Western Carolina 73
11/18 Samford 73, Cleveland State 60

Ivy (0-1)

12/29 Harvard 71, Mercer 67
(Atlanta, Ga.)

Mid-American (0-1)

12/21 Bowling Green 73, Western Carolina 52

Mid-Eastern Athletic (6-0)

11/6 UNCG 74, North Carolina A&T 66
11/20 Mercer 80, Maryland Eastern Shore 42
11/21 Wofford 98, Coppin State 65
11/25 Samford 77, South Carolina State 60
12/12 UNCG 77, Coppin State 54
12/22 ETSU 89, Norfolk State 61
(El Paso, Texas)

Missouri Valley (1-0)

11/9 Furman 60, Loyola Chicago 58

Mountain West (1-0)

12/21 ETSU 76, Wyoming 53
(El Paso, Texas)

Non-Division I (23-0)

11/6 Furman 102, Bob Jones 48
11/6 VMI 89, Washington College 56
11/8 ETSU 109, Hiwassee 44
11/9 Mercer 105, Piedmont 52
11/11 VMI 98, Goucher 34
11/12 The Citadel 148, Mid-Atlantic Christian 75
11/13 Chattanooga 92, Cumberland 61
11/13 Wofford 95, Carver 34
11/14 The Citadel 137, Johnson 60
11/14 Samford 66, Miles College 57
11/15 Furman 107, North Greenville 67
11/16 UNCG 105, Johnson & Wales 57
11/17 Western Carolina 94, Hiwassee 55
11/20 VMI 106, Kentucky Christian 80
11/21 Furman 74, Southern Wesleyan 57
11/23 Wofford 97, Mars Hill 46
11/27 Mercer 90, Brewton-Parker 65
11/27 UNCG 111, Greensboro College 33
11/27 Chattanooga 95, Hiwassee 62
12/3 ETSU 107, Reinhardt 60
12/5 The Citadel 127, Johnson & Wales 93
12/6 Wofford 112, Kentucky Christian 58
12/21 Chattanooga 79, Bryan 45

Ohio Valley (6-5)

11/9 Samford 92, Jacksonville State 72
11/10 Eastern Kentucky 81, Chattanooga 78
11/16 Mercer 77, UT Martin 60
11/17 Southeast Missouri 63, Chattanooga 42
(Mobile, Ala.)
11/20 Jacksonville State 84, Western Carolina 53
(Cancun, Mexico)
11/29 Belmont 99, Samford 93 (OT)
12/1 Chattanooga 71, Tennessee Tech 60
12/8 ETSU 80, UT Martin 62
12/13 Samford 77, Morehead State 72 (OT)
12/15 The Citadel 86, Southeast Missouri 74
12/18 UT Martin 75, Chattanooga 72

Pac-12 (0-0)

11/16 Wofford at Stanford, canc.

Patriot (0-1)

11/27 American 74, VMI 64

American Athletic.....	1-1
Atlantic Coast.....	0-7
Atlantic Sun	6-1
Big 12	0-3
Big East.....	1-1
Big South	12-4
Big Ten	0-4
Colonial	7-1
Conference USA	2-3
Horizon.....	1-1
Independent	0-0
Ivy.....	0-1
Mid-American	0-1
Mid-Eastern Athletic.....	6-0
Missouri Valley	1-0
Mountain West	1-0
Non-Division I	23-0
Ohio Valley	6-5
Pac-12	0-0
Patriot	0-1
Southeastern.....	1-8
Southland.....	2-0
Southwestern Athletic.....	2-0
Summit.....	2-0
Sun Belt.....	2-5
Western Athletic	1-0

Total	77-47
Home	52-7
Away.....	22-35
Neutral.....	3-5
vs. Top 25	1-12

Southeastern (1-8)

11/9 #23 LSU 97, UNCG 91
11/18 #10 Kentucky 92, VMI 82
11/26 Wofford 81, South Carolina 61
12/1 #9 Kentucky 78, UNCG 61
12/16 Ole Miss 90, Chattanooga 70
12/18 Florida 71, Mercer 63
12/19 #3 Tennessee 83, Samford 70
12/19 #17 Mississippi State 98, Wofford 87
12/21 LSU 75, #24 Furman 57

Southland (2-0)

11/20 ETSU 77, Sam Houston State 63
12/17 Samford 85, Houston Baptist 61

Southwestern Athletic (2-0)

11/19 UNCG 74, Prairie View A&M 66
12/9 Samford 77, Alabama A&M 59

Summit (2-0)

11/23 Samford 74, Purdue Fort Wayne 66
11/24 ETSU 79, North Dakota State 61

Sun Belt (2-5)

11/6 Georgia State 74, ETSU 68
11/13 Georgia State 62, Mercer 60
11/16 South Alabama 73, Chattanooga 54
11/27 ETSU 69, Georgia Southern 64
12/8 Georgia Southern 89, Mercer 74
12/9 Wofford 82, Coastal Carolina 71
12/12 Georgia State 95, Chattanooga 88

Western Athletic (1-0)

11/19 ETSU 86, Chicago State 61

Home teams underlined All times Eastern

2018-19 SoCon BASKETBALL SCHEDULES (ALL TIMES EASTERN)



The Citadel (11-15, 3-12 SoCon)

N6	at No. 22 Clemson (ACC Network Extra)	L, 80-100
N12	MID-ATLANTIC CHRISTIAN# (ESPN+)	W, 148-75
N14	JOHNSON UNIVERSITY# (ESPN3)	W, 137-60
N16	at Texas# (Longhorn Network)	L, 69-97
N20	at James Madison (Madison)	W, 91-82 (OT)
N24	at South Florida (ESPN3)	W, 84-81
N27	HIGH POINT (ESPN+)	W, 112-87
D1	*MERCER (ESPN+)	W, 79-69
D5	JOHNSON & WALES (ESPN3)	W, 127-93
D15	SOUTHEAST MISSOURI (ESPN+)	W, 86-74
D18	at Campbell (ESPN+)	W, 82-76
D29	LONGWOOD (ESPN3)	L, 94-110
J3	*at Wofford (ESPN+)	L, 81-112
J5	*at Furman (ESPN3)	L, 85-101
J10	*ETSU (ESPN+)	L, 73-98
J12	*WESTERN CAROLINA (Nexstar/ESPN+)	L, 82-94
J17	*at Samford (ESPN+)	L, 77-80
J19	*at Chattanooga (ESPN3)	L, 71-73
J24	*at UNCG (ESPN+)	L, 60-83
J26	*VMI (ESPN+)	W, 84-82
J31	*FURMAN (ESPN+)	L, 61-71
F2	*WOFFORD (Nexstar/ESPN3)	L, 61-99
F9	*at Mercer (ESPN3)	W, 67-61
F14	*at ETSU (ESPN3)	L, 83-91
F16	*at Western Carolina (ESPN+)	L, 82-103
F21	*CHATTANOOGA (ESPN3)	L, 65-68
F23	*SAMFORD (Nexstar/ESPN3)	1 p.m.
F28	*UNCG (ESPN+)	7 p.m.
M2	*at VMI (Nexstar/ESPN+)	1 p.m.
M8-11	at SoCon Championship (Asheville, N.C.)	

* - Southern Conference game
- Continental Tire Las Vegas Invitational (campus sites)



ETSU (22-7, 12-4 SoCon)

N6	at Georgia State# (ESPN+)	L, 68-74
N8	HIWASSEE (ESPN+)	W, 109-44
N11	at Creighton# (FS1)	L, 69-75
N17	at Winthrop (ESPN+)	W, 76-74
N19	CHICAGO STATE# (ESPN+)	W, 86-61
N20	SAM HOUSTON STATE# (ESPN3)	W, 77-63
N24	NORTH DAKOTA STATE (ESPN+)	W, 79-61
N27	at Georgia Southern (ESPN+)	W, 69-64
D1	*at Wofford (ESPN+)	L, 62-79
D3	REINHARDT (ESPN3)	W, 107-60
D8	UT MARTIN (ESPN+)	W, 80-62
D15	at Illinois (Big Ten Network Plus)	L, 55-73
D21	vs. Wyoming%	W, 76-53
D22	vs. Norfolk State%	W, 89-61
D29	*FURMAN (ESPN+)	W, 79-56
J3	*SAMFORD (ESPN3)	W, 81-72 (OT)
J5	*CHATTANOOGA (ESPN+)	W, 96-70
J10	*at The Citadel (ESPN+)	W, 98-73
J12	*at Mercer (ESPN3)	W, 72-68 (OT)
J17	*VMI (ESPN+)	W, 85-82
J19	*UNCG (ESPN3)	L, 68-75
J26	*at Western Carolina (ESPN3)	W, 91-69
J31	*at Samford (ESPN3)	W, 74-66
F2	*at Chattanooga (ESPN3)	W, 77-64
F7	*WOFFORD (ESPN+)	L, 76-78 (OT)
F9	*at Furman (Nexstar/ESPN+)	L, 61-91
F14	*THE CITADEL (ESPN3)	W, 91-83
F16	*MERCER (ESPN3)	W, 88-69
F21	*at VMI (ESPN+)	W, 94-70
F24	*at UNCG (ESPN+)	3 p.m.
M2	*WESTERN CAROLINA (ESPN+)	4 p.m.
M8-11	at SoCon Championship (Asheville, N.C.)	

* - Southern Conference game
- Cayman Islands Classic (campus sites)
% - WestStar Bank Don Haskins Sun Bowl Inv. (El Paso, Texas)



Furman (22-5, 11-4 SoCon)

N6	BOB JONES (ESPN+)	W, 102-48
N9	at Loyola Chicago (NBCSC/ESPN3)	W, 60-58
N13	GARDNER-WEBB (ESPN+)	W, 88-86 (OT)
N15	NORTH GREENVILLE# (ESPN3)	W, 107-67
N17	at No. 8 Villanova# (FS2)	W, 76-68 (OT)
N21	SOUTHERN WESLEYAN# (ESPN3)	W, 74-57
N25	at UNC Asheville (ESPN+)	W, 65-51
D1	*WESTERN CAROLINA (ESPN+)	W, 90-88 (2OT)
D4	at Elon (Phoenix All-Access)	W, 98-77
D8	at USC Upstate (ESPN+)	W, 74-60
D11	CHARLESTON SOUTHERN (ESPN3)	W, 77-69
D15	UNCW (ESPN+)	W, 93-50
D21	at LSU (SEC Network+)	L, 57-75
D29	*at ETSU (ESPN+)	L, 56-79
J3	*MERCER (ESPN+)	W, 71-58
J5	*THE CITADEL (ESPN3)	W, 101-85
J10	*at VMI (ESPN3)	W, 89-57
J12	*at UNCG (ESPN3)	L, 79-89
J19	*at Wofford (Nexstar/ESPN3)	L, 54-59
J24	*CHATTANOOGA (ESPN+)	W, 73-58
J26	*SAMFORD (ESPN3)	L, 73-75
J31	*at The Citadel (ESPN+)	W, 71-61
F2	*at Mercer (ESPN+)	W, 74-63
F7	*at Western Carolina (ESPN3)	W, 64-45
F9	*ETSU (Nexstar/ESPN+)	W, 91-61
F14	*UNCG (ESPN+)	W, 67-57
F16	*VMI (ESPN3)	W, 96-62
F23	*WOFFORD (ESPN3)	4 p.m.
F28	*at Samford (ESPN+)	7:30 p.m.
M2	*at Chattanooga (ESPN+)	2 p.m.
M8-11	at SoCon Championship (Asheville, N.C.)	

* - Southern Conference game
- Advocare Invitational (campus sites)



Mercer (10-17, 5-10 SoCon)

N6	at UAB	L, 67-75
N9	PIEDMONT (ESPN3)	W, 105-52
N13	at Georgia State (ESPN+)	L, 60-62
N16	UT MARTIN# (ESPN3)	W, 77-60
N20	MARYLAND EASTERN SHORE# (ESPN+)	W, 80-42
N24	at NC State# (ACC Network Extra)	L, 74-78
N27	BREWTON-PARKER (ESPN3)	W, 90-65
D1	*at The Citadel (ESPN+)	L, 69-79
D5	at Florida Atlantic (CUSA.TV)	L, 64-68
D8	GEORGIA SOUTHERN (ESPN3)	L, 74-89
D18	at Florida (SEC Network)	L, 63-71
D21	UNCW (ESPN+)	W, 77-73
D29	vs. Harvard^	L, 67-71
J3	*at Furman (ESPN+)	L, 58-71
J5	*at Wofford (Nexstar/ESPN3)	L, 74-78
J10	*WESTERN CAROLINA (ESPN+)	W, 84-80
J12	*ETSU (ESPN3)	L, 68-72 (OT)
J17	*at Chattanooga (ESPN3)	L, 70-73
J19	*at Samford (ESPN3)	W, 93-87
J24	*VMI (ESPN+)	W, 88-68
J26	*at UNCG (ESPN+)	W, 81-88
J31	*WOFFORD (ESPN+)	L, 67-76
F2	*FURMAN (ESPN+)	L, 63-74
F9	*THE CITADEL (ESPN3)	L, 61-67
F14	*at Western Carolina (ESPN+)	W, 74-65
F16	*at ETSU (ESPN3)	L, 69-88
F21	*SAMFORD (ESPN+)	W, 65-62
F23	*CHATTANOOGA (ESPN3)	4 p.m.
F28	*at VMI (ESPN3)	7 p.m.
M2	*UNCG (ESPN+)	4:30 p.m.
M8-11	at SoCon Championship (Asheville, N.C.)	

* - Southern Conference game
- Wolfpack Classic (campus sites)
^ - Atlanta, Ga.



UNC Greensboro (23-5, 12-3 SoCon)

N6	at North Carolina A&T	W, 74-66
N9	at No. 23 LSU (SEC Network+)	L, 91-97
N13	at UNCW	W, 82-61
N16	JOHNSON & WALES# (SDN/Roku)	W, 105-57
N19	PRAIRIE VIEW A&M (ESPN+)	W, 74-66
N23	at Delaware# (YouTube)	W, 84-65
N24	vs. Louisiana Tech^	W, 80-73
N27	GREENSBORO COLLEGE# (SDN/Roku)	W, 111-33
D1	at No. 10 Kentucky (ESPN2)	L, 61-78
D7	at Elon (Phoenix All-Access)	W, 75-74
D12	COPPIN STATE (ESPN3)	W, 77-54
D15	NORTH ALABAMA& (ESPN+)	W, 53-48
D18	RADFORD (ESPN+)	W, 65-58
D22	*at Samford (ESPN+)	W, 83-75
D29	*CHATTANOOGA (ESPN+)	W, 85-72
J5	*at VMI (ESPN+)	W, 71-68
J10	*WOFFORD (ESPN3)	L, 43-72
J12	*FURMAN (ESPN3)	W, 89-79
J17	*at Western Carolina (ESPN+)	W, 69-60
J19	*at ETSU (ESPN3)	W, 75-68
J24	*THE CITADEL (ESPN+)	W, 83-60
J26	*MERCER (ESPN+)	W, 88-81
J31	*VMI (ESPN3)	W, 93-66
F7	*SAMFORD (ESPN+)	W, 75-67
F9	*at Chattanooga (ESPN+)	W, 78-63
F14	*at Furman (ESPN+)	L, 57-67
F16	*at Wofford (Nexstar/ESPN+)	L, 50-80
F21	*WESTERN CAROLINA (ESPN+)	W, 79-76 (OT)
F24	*ETSU (ESPN+)	3 p.m.
F28	*at The Citadel (ESPN+)	7 p.m.
M2	*at Mercer (ESPN+)	4:30 p.m.
M8-11	at SoCon Championship (Asheville, N.C.)	

* - Southern Conference game
- Delaware Invitational (campus sites)
^ - Delaware Invitational (Newark, Del.)
& - Fleming Gymnasium




Samford (16-12, 6-9 SoCon)

N6	NORTH ALABAMA (ESPN3)	W, 91-74
N9	JACKSONVILLE STATE (ESPN3)	W, 92-72
N12	KENNESAW STATE (ESPN+)	W, 74-60
N14	MILES COLLEGE (ESPN3)	W, 66-57
N18	at Cleveland State# (ESPN+)	W, 73-60
N20	at No. 23 Ohio State# (BigTen2Go)	L, 50-68
N23	at Purdue Fort Wayne# (Mastodon All-Access)	W, 74-66
N25	SOUTH CAROLINA STATE# (ESPN+)	W, 77-60
N29	BELMONT (ESPN+)	L, 93-99 (OT)
D9	at Alabama A&M	W, 77-59
D13	MOREHEAD STATE (ESPN+)	W, 77-72 (OT)
D17	HOUSTON BAPTIST (ESPN+)	W, 85-61
D19	at No. 3 Tennessee (SEC Network+)	L, 70-83
D22	*UNCG (ESPN+)	L, 75-83
D29	*VMI (ESPN3)	W, 96-68
J3	*at ETSU (ESPN3)	L, 72-81 (OT)
J5	*at Western Carolina (ESPN+)	L, 69-76
J12	*at Chattanooga (ESPN3)	L, 75-80
J17	*THE CITADEL (ESPN+)	W, 80-77
J19	*MERCER (ESPN3)	L, 87-93
J24	*at Wofford (ESPN+)	L, 106-107 (OT)
J26	*at Furman (ESPN3)	W, 75-73
J31	*ETSU (ESPN3)	L, 66-74
F2	*WESTERN CAROLINA (ESPN3)	W, 92-81
F7	*at UNCG (ESPN+)	L, 67-75
F9	*at VMI (ESPN+)	W, 84-77 (OT)
F16	*CHATTANOOGA (ESPN+)	W, 80-76 (OT)
F21	*at Mercer (ESPN+)	L, 62-65
F23	*at The Citadel (Nexstar/ESPN3)	1 p.m.
F28	*FURMAN (ESPN+)	7:30 p.m.
M2	*WOFFORD (ESPN3)	2 p.m.
M8-11	at SoCon Championship (Asheville, N.C.)	

* - Southern Conference game
- Buckeye Basketball Classic (campus sites)

2018-19 SoCon BASKETBALL SCHEDULES (ALL TIMES EASTERN)




Chattanooga

(12-16, 7-8 SoCon)

N6	at Charlotte (CUSA-TV)	W, 80-69
N10	EASTERN KENTUCKY	L, 78-81
N13	CUMBERLAND# (ESPN+)	W, 92-61
N16	at South Alabama# (ESPN+)	L, 54-73
N17	vs. Southeast Missouri^	L, 42-63
N18	vs. Jacksonville^	L, 66-74
N23	at No. 8 Michigan (Big Ten Network)	L, 55-83
N27	HIWASSEE (ESPN3)	W, 95-62
D1	TENNESSEE TECH (ESPN+)	W, 71-60
D9	*VMI (ESPN+)	W, 83-65
D12	at Georgia State (ESPN+)	L, 88-95
D16	at Ole Miss (SEC Network)	L, 70-90
D18	at UT Martin (ESPN+)	L, 72-75
D21	BRYAN (ESPN+)	W, 79-45
D29	*at UNCG (ESPN+)	L, 72-85
J3	*at Western Carolina (ESPN3)	W, 73-62
J5	*at ETSU (ESPN+)	L, 70-96
J12	*SAMFORD (ESPN3)	W, 80-75
J17	*MERCER (ESPN3)	W, 73-70
J19	*THE CITADEL (ESPN3)	W, 73-71
J24	*at Furman (ESPN+)	L, 58-73
J26	*at Wofford (Nexstar/ESPN+)	L, 69-80
J31	*WESTERN CAROLINA (ESPN+)	L, 96-105
F2	*ETSU (ESPN3)	L, 64-77
F7	*at VMI (ESPN3)	W, 71-70
F9	*UNCG (ESPN+)	L, 63-78
F16	*at Samford (ESPN+)	L, 76-80 (OT)
F21	*at The Citadel (ESPN3)	W, 68-65
F23	*at Mercer (ESPN3)	4 p.m.
F28	*WOFFORD (ESPN+)	7 p.m.
M2	*FURMAN (ESPN+)	2 p.m.
M8-11	at SoCon Championship (Asheville, N.C.)	

* - Southern Conference game
- Goldie and Herman Ungar Classic (campus sites)
^ - Goldie and Herman Ungar Classic (Mobile, Ala.)




VMI

(7-20, 1-14 SoCon)

N6	WASHINGTON COLLEGE (SDN/Roku)	W, 89-56
N9	at Pittsburgh (ACC Network Extra)	L, 55-94
N11	GOUCHER# (SDN/Roku)	W, 98-34
N14	USC UPSTATE (ESPN+)	W, 78-72
N18	at No. 10 Kentucky# (SEC Network)	L, 82-92
N20	KENTUCKY CHRISTIAN# (ESPN3)	W, 106-80
N23	at Stetson (ESPN+)	W, 87-79 (OT)
N27	AMERICAN (ESPN3)	L, 64-74
D1	at Longwood (ESPN+)	L, 45-65
D5	at No. 15 Virginia Tech (ACC Network Extra)	L, 68-89
D9	*at Chattanooga (ESPN+)	L, 65-83
D12	at Presbyterian (ESPN+)	L, 70-103
D21	NORTH ALABAMA (ESPN+)	W, 89-68
D29	*at Samford (ESPN3)	L, 68-96
J5	*UNCG (ESPN+)	L, 68-71
J10	*FURMAN (ESPN3)	L, 57-89
J12	*WOFFORD (ESPN+)	L, 76-90
J17	*at ETSU (ESPN+)	L, 82-85
J19	*WESTERN CAROLINA (Nexstar/ESPN+)	W, 91-83
J24	*at Mercer (ESPN+)	L, 68-88
J26	*at The Citadel (ESPN+)	L, 82-84
J31	*at UNCG (ESPN3)	L, 66-93
F7	*CHATTANOOGA (ESPN3)	L, 70-71
F9	*SAMFORD (ESPN+)	L, 77-84 (OT)
F14	*at Wofford (ESPN+)	L, 84-95
F16	*at Furman (ESPN3)	L, 62-96
F21	*ETSU (ESPN+)	L, 70-94
F23	*at Western Carolina (ESPN3)	7:30 p.m.
F28	*MERCER (ESPN3)	7 p.m.
M2	*THE CITADEL (Nexstar/ESPN+)	1 p.m.
M8-11	at SoCon Championship (Asheville, N.C.)	

* - Southern Conference game
- Ohio Valley Hardwood Showcase (campus sites)




Western Carolina

(7-22, 4-12 SoCon)

N7	at Wright State# (ESPN+)	L, 73-96
N10	COLLEGE OF CHARLESTON (ESPN3)	L, 74-77
N14	at SMU# (PonyUp TV)	L, 65-98
N17	HIWASSEE	W, 94-55
N20	vs. Jacksonville State^ (CBS Digital)	L, 53-84
N21	vs. Southern Miss^ (CBS Digital)	L, 63-68
N24	JACKSONVILLE	W, 77-65
N27	at Wake Forest (ACC Network Extra)	L, 64-71
D1	*at Furman (ESPN+)	L, 88-90 (2OT)
D5	at NC State (ACC Network Extra)	L, 67-100
D8	at UNC Asheville (ESPN+)	W, 71-59
D15	at High Point (ESPN+)	L, 59-86
D18	at No. 23 Iowa (Big Ten Network)	L, 60-78
D21	at Bowling Green (WBGUTV)	L, 52-73
D29	*WOFFORD (ESPN+)	L, 54-74
J3	*CHATTANOOGA (ESPN3)	L, 62-73
J5	*SAMFORD (ESPN+)	W, 76-69
J10	*at Mercer (ESPN+)	L, 80-84
J12	*at The Citadel (Nexstar/ESPN+)	W, 94-82
J17	*UNCG (ESPN+)	L, 60-69
J19	*at VMI (Nexstar/ESPN+)	L, 83-91
J26	*ETSU (ESPN3)	L, 69-91
J31	*at Chattanooga (ESPN+)	W, 105-96
F2	*at Samford (ESPN3)	L, 81-92
F7	*FURMAN (ESPN3)	L, 45-64
F9	*at Wofford (ESPN+)	L, 56-83
F14	*MERCER (ESPN+)	L, 65-74
F16	*THE CITADEL (ESPN+)	W, 103-82
F21	*at UNCG (ESPN+)	L, 76-79 (OT)
F23	*VMI (ESPN3)	7:30 p.m.
M2	*at ETSU (ESPN+)	4 p.m.
M8-11	at SoCon Championship (Asheville, N.C.)	

* - Southern Conference game
- Cancun Challenge (campus sites)
^ - Cancun Challenge (Cancun, Mexico)



Wofford

(23-4, 15-0 SoCon)

N6	No. 8 NORTH CAROLINA (ESPN2)	L, 67-78
N10	at High Point (ESPN+)	W, 68-60
N13	CARVER (SDN/Roku)	W, 95-34
N16	at Stanford# (Pac-12 Networks)	canc.
N18	at Oklahoma# (Fox Sports Oklahoma)	L, 64-75
N21	COPPIN STATE# (ESPN3)	W, 98-65
N23	MARS HILL# (SDN/Roku)	W, 97-46
N26	at South Carolina (SEC Network+)	W, 81-61
D1	*ETSU (ESPN+)	W, 79-62
D4	at No. 2 Kansas (ESPN+)	L, 47-72
D6	KENTUCKY CHRISTIAN (SDN/Roku)	W, 112-58
D9	COASTAL CAROLINA (ESPN+)	W, 82-71
D15	UNC ASHEVILLE (ESPN+)	W, 92-49
D19	at No. 17 Mississippi State (SEC Network+)	L, 87-98
D29	*at Western Carolina (ESPN+)	W, 74-54
J3	*THE CITADEL (ESPN+)	W, 112-81
J5	*MERCER (Nexstar/ESPN3)	W, 78-74
J10	*at UNCG (ESPN3)	W, 72-43
J12	*at VMI (ESPN+)	W, 90-76
J19	*FURMAN (Nexstar/ESPN3)	W, 59-54
J24	*SAMFORD (ESPN+)	W, 107-106 (OT)
J26	*CHATTANOOGA (Nexstar/ESPN+)	W, 80-69
J31	*at Mercer (ESPN+)	W, 76-67
F2	*at The Citadel (Nexstar/ESPN3)	W, 99-61
F7	*at ETSU (ESPN+)	W, 78-76 (OT)
F9	*WESTERN CAROLINA (ESPN+)	W, 83-56
F14	*VMI (ESPN+)	W, 95-84
F16	*UNCG (Nexstar/ESPN+)	W, 80-50
F23	*at Furman (ESPN3)	4 p.m.
F28	*at Chattanooga (ESPN+)	7 p.m.
M2	*at Samford (ESPN3)	2 p.m.
M8-11	at SoCon Championship (Asheville, N.C.)	

* - Southern Conference game
- Bad Boy Mowers Battle 4 Atlantis (campus sites)

Southern Conference men's basketball media relations information

The Citadel (CitadelSports.com) Milledge Austin (maustin7@citadel.edu) Office: 843-953-6567	Chattanooga (GoMocs.com) Jim Horten (james-horten@utc.edu) Office: 423-425-2350
ETSU (ETSUBucs.com) Kevin Brown (brownk@etsu.edu) Office: 423-439-5263	VMI (VMIKeydets.com) Wade Branner (brannerwh@vmi.edu) Office: 540-464-7515
Furman (FurmanPaladins.com) Jordan Caskey (jordan.caskey@furman.edu) Office: 864-294-3065	Western Carolina (CatamountSports.com) Steven Grandy (sgrandy@email.wcu.edu) Office: 828-227-2655
Mercer (MercerBears.com) Will Tharp (tharp_wb@mercer.edu) Office: 478-301-5218	Wofford (WoffordTerriers.com) Phil Marcello (marcellopr@wofford.edu) Office: 864-597-4092
UNC Greensboro (UNCGSpartans.com) Stephen Czarda (s_czarda@uncg.edu) Office: 336-334-5615	Southern Conference (SoConSports.com) Phil Perry (pperry@socon.org) Office: 864-591-5100 // Cell: 864-525-5174
Samford (SamfordSports.com) Joey Mullins (jimmulli1@samford.edu) Office: 205-726-2799	