

2018-2019

Southern Conference Men's Basketball



#SoConHoops

702 North Pine Street, Spartanburg, SC 29303 • 864-591-5100 • Fax: 864-591-3448

Phil Perry, Assistant Commissioner for Media Relations (MBK contact)

facebook.com/SouthernConference • twitter.com/SoConSports • instagram.com/SouthernConference

2018-19 SOUTHERN CONFERENCE BASKETBALL STANDINGS

	Conference					Overall					
	W-L	Pct.	H	A	ST	W-L	Pct.	H	A	N	ST
#24/25 Wofford	16-0	1.000	9-0	7-0	W16	24-4	.857	15-1	9-3	0-0	W15
UNCG	13-3	.813	8-1	5-2	W2	24-5	.828	14-1	9-4	1-0	W2
ETSU	12-5	.706	6-2	6-3	L1	22-8	.733	12-2	9-6	1-0	L1
Furman	11-5	.688	7-2	4-3	L1	22-6	.786	13-2	9-4	0-0	L1
Chattanooga	7-9	.438	4-3	3-6	L1	12-17	.414	8-4	4-11	0-2	L1
Samford	6-10	.375	4-3	2-7	L2	16-13	.552	11-4	5-9	0-0	L2
Mercer	6-10	.375	4-4	2-6	W2	11-17	.393	9-5	2-11	0-1	W2
The Citadel	4-12	.250	3-5	1-7	W1	12-15	.444	8-6	4-9	0-0	W1
Western Carolina	4-13	.235	2-7	2-6	L2	7-23	.233	4-8	3-13	0-2	L2
VMI	2-14	.125	1-6	1-8	W1	8-20	.286	6-7	2-13	0-0	W1

Rankings are listed Associated Press/Coaches

UPCOMING SCHEDULE (ALL TIMES EASTERN)

Feb. 28 (Thursday)

*UNCG at The Citadel, 7 p.m. ESPN+
 *Mercer at VMI, 7 p.m. ESPN3
 *Wofford at Chattanooga, 7 p.m. ESPN+
 *Furman at Samford, 7:30 p.m. ESPN+

March 2 (Saturday)

*The Citadel at VMI, 1 p.m. Nexstar/ESPN+
 *Furman at Chattanooga, 2 p.m. ESPN+
 *Wofford at Samford, 2 p.m. ESPN3
 *Western Carolina at ETSU, 4 p.m. ESPN+
 *UNCG at Mercer, 4:30 p.m. ESPN+

Nexstar affiliates for March 2:

WYCW (Greenville/Spartanburg/Asheville)
 WJHL (Johnson City)
 WCBD (Charleston)

March 8 (Friday)

SoCon Championship presented by General Shale
 5 p.m., 7:30 p.m. ESPN+
 (U.S. Cellular Center; Asheville, N.C.)

March 9 (Saturday)

SoCon Championship presented by General Shale
 12 p.m., 2:30 p.m., 6 p.m., 8:30 p.m. Nexstar/ESPN+
 (U.S. Cellular Center; Asheville, N.C.)

March 10 (Sunday)

SoCon Championship presented by General Shale
 4 p.m., 6:30 p.m. Nexstar/ESPN+
 (U.S. Cellular Center; Asheville, N.C.)

March 11 (Monday)

SoCon Championship presented by General Shale
 7 p.m. ESPN
 (U.S. Cellular Center; Asheville, N.C.)

SoCON PLAYER OF THE WEEK (2/26)

Ross Cummings, Jr., G Mercer

Cummings averaged 30.0 points and 4.0 rebounds on the week as the Bears downed Samford and Chattanooga at home to move into a tie for sixth in the league standings.

The Dickson, Tennessee, native scored 23 points and pulled down six rebounds in Mercer's 65-62 win over Samford on Thursday. He followed that up with a career-high 37 points in a 74-69 win over Chattanooga on Saturday, scoring 26 of them in the second half. Cummings was 8-for-14 from 3-point range in the contest and fell just two points shy of the Hawkins Arena scoring record.

Cummings has now scored in double figures 25 times this season and is fourth in the SoCon with an average of 17.9 per game. In league contests, that average jumps to 20.7 points per game, good for third in the league.



CONFERENCE NEWS AND NOTES

• Eight Southern Conference teams take the court Thursday, the penultimate day of regular-season competition.

• Just two seeds are locked for the upcoming Ingle's SoCon Basketball Championship presented by General Shale. Regular-season champion Wofford has claimed the No. 1 seed, while UNCG clinched the No. 2 seed on Sunday.

• Those squads earned their seeds the hard way, as the Terriers did it with their win over UNCG on Feb. 16 and the Spartans did it with their one-point win over third-place ETSU on Sunday. UNCG's Isaiah Miller drove coast-to-coast to score with five seconds left to lift the Spartans to the 60-59 win.

• Wofford made school history Monday, entering the Associated Press Top 25 for the first time ever. The Terriers, 24-4 on the season and 16-0 in SoCon play, debuted at No. 24. Later in the afternoon, Wofford appeared in the USA Today Coaches poll, entering in a tie for 25th.

• Furman, which was ranked in both polls earlier in the season after starting 12-0, is receiving votes in the coaches' poll.

• The SoCon continues to have four teams ranked in the CollegeInsider.com Mid-Major Top 25, the most of any conference. Wofford is No. 2, UNCG is No. 8, Furman is No. 12 and ETSU is No. 16.

• Wofford is third in NCAA Division I with a +17.1 scoring margin, trailing only Gonzaga (+25.4) and Duke (+18.6) and directly ahead of Virginia (+17.0).

• Two league players scored 30 points Saturday, as Mercer's Ross Cummings dropped a career-high in the Bears' 74-69 win over Chattanooga and VMI's Bubba Parham scored a career-high 38 in an 83-78 win over Western Carolina.

• Parham has scored at least 30 points seven times this season. The last SoCon player of to score 30 seven times in a season was College of Charleston's Andrew Goudeock, who did it in 2010-11.

• UNCG senior guard Francis Alonso needs just seven points to become just the second 2,000-point scorer in school history. Kyle Hines (2004-08) holds the program record with 2,187 points.

• Three league players hit the 1,000-point milestone for their careers Saturday. The Citadel's Lew Stallworth and Samford's Josh Sharkey did it in their contest against each other, an 87-83, overtime win for The Citadel. VMI's Parham surpassed the mark later that evening at Western Carolina. It marked the second time this season that multiple SoCon players reached the mark on the same day, as Furman's Matt Rafferty and The Citadel's Matt Frierson both did so on Jan. 3.

For additional notes, see page 2

CONFERENCE NEWS AND NOTES

• The Citadel's Zane Najdawi blocked a career-high seven shots in the win over Samford. That pushed his career total to 193, leaving him four shy of entering the SoCon's career top 10. He is second in school history behind Kirill Misyuchenko, who blocked 215 shots from 1995-98.

• Western Carolina's Carlos Dotson is nearly averaging a double-double on the season with 13.6 points and 9.4 rebounds per game. He is second in the league in rebounding and field-goal percentage (.608). Dotson scored 27 points and pulled down 15 rebounds in the loss to VMI on Saturday, going 11-for-14 from the floor.

• UNCG's Isaiah Miller had three steals in Sunday's win 60-59 over ETSU, extending his school record to 87 on the season and moving into a tie for fifth in SoCon history in a single season.

• The SoCon has four teams with at least 20 wins for the third straight season. ETSU is the first SoCon team to post four consecutive 20-win seasons since Davidson turned in five straight from 2004-09. Samford is four wins from giving the league five 20-win teams, a feat never accomplished in the nearly 100-year history of the conference.

• The SoCon features three players averaging 20 points per game in VMI's Bubba Parham (20.6), Wofford's Fletcher Magee (20.2) and The Citadel's Lew Stallworth (20.2). The league hasn't seen multiple players average 20 points in the same season since 2010-11, when College of Charleston's Andrew Goudelock (23.7), Appalachian State's Donald Sims (21.0) and Wofford's Noah Dahlman (20.1) did so.

• Samford junior guard Josh Sharkey had six assists in an 87-83 loss at The Citadel on Saturday to push his season total to 218, good for a tie for seventh in a season in SoCon history. He also became Samford's career leader in the contest, moving his total to 520. He needs 18 more to enter the league's career top 10.

• Wofford has won 15 straight games overall and 16 straight in league play, latter streak being good for the seventh-longest in conference history. The Terriers are vying for the first undefeated league run since Davidson went 20-0 in the SoCon in 2007-08.

• Wofford's Fletcher Magee is now 50 points shy of VMI's Gay Elmore (1983-87) on the SoCon's career scoring list. Magee is currently seventh in league history.

• Much has been made of Magee's 3-point prowess, but he's also among the all-time greats in free-throw shooting. In addition to being the SoCon's career leader with a 91.0 percentage, he ranks sixth in DI history.

• Chattanooga's Kevin Easley has scored 398 points on the season, matching the program's freshman re-

cord set by Keith Parker (1977-78). Easley, who now owns Chattanooga's freshman rebounding (175) and 3-pointers (46), is the top-scoring freshman in the league at 14.7 points per game and is 10th in the SoCon in scoring overall.

• With 136 career victories, UNCG coach Wes Miller is two wins shy of entering the SoCon's career top 25. The Spartans have at least three more contests on the schedule this season. Wofford coach Mike Young is second in SoCon history with 293 wins.

• Wofford's 3-point field-goal percentage of 41.5 is second in Division I this season and would rank as the fifth-best in a season in SoCon history.

• Furman downed VMI 96-62 on Feb. 16, matching last year's school record with its 22nd regular-season win. The Paladins have two more chances to extend that record.

• Samford's Ruben Guerrero (8.5 rebounds per game, 2.2 blocked shots per game) and Robert Allen (8.2 rbg, 0.8 bpg) are controlling the paint like no other duo in the league, as they are the only teammates in the SoCon to rank in the top 10 in the league in both rebounding and blocked shots. Guerrero ranks fourth in the SoCon in rebounding and first in blocked shots, while Allen ranks fifth and 10th in those categories, respectively.

• Allen had 18 rebounds in the Bulldogs loss at The Citadel on Saturday.

• Citadel senior Matt Frierson hit three 3-pointers against Samford on Saturday to move into sixth in SoCon history with 314 for his career, two ahead of sixth-place Karl Cochran of Wofford, who hit 312 from 2011-15. Donald Sims of Appalachian State (2007-11) is fifth with 258.

• Frierson is perfect at the free-throw line this season at 42-for-42 but has not made enough to qualify for the SoCon or NCAA statistical rankings.

• ETSU redshirt junior forward Jeremy Rodriguez is fifth in DI with 336 total rebounds and is seventh with 11.2 per game. Rodriguez, who is scoring at a clip of 11.7 points per game, is in position to be the first SoCon player to average a double-double for the season since UNCG's Ben Stywall averaged 14.3 points and 10.4 rebounds per game in 2009-10. Rodriguez is 16th in DI with 14 double-doubles so far this season.

• Rodriguez is just the fifth SoCon player in the last 10 years to collect at least 300 total rebounds in a season. He is on pace for at least 358, which would be the most by a SoCon player since Appalachian State's Tony Search had 359 in 1977-78. Rodriguez had 17 in the Bucs' loss at UNCG on Sunday.

SoCon PLAYERS OF THE WEEK

Nov. 13.....	Josh Sharkey, Jr., G, SAM
Nov. 20.....	Jordan Lyons, Jr., G, FUR
Nov. 27.....	Lew Stallworth, Gr., G, CIT
Dec. 4.....	Lew Stallworth, Gr., G, CIT
Dec. 11.....	Jeremy Rodriguez, R-Jr., F, ETSU
Dec. 18.....	Matt Rafferty, Sr., F, FUR
Dec. 24.....	Francis Alonso, Sr., G, UNCG
Dec. 31.....	Jeremy Rodriguez, R-Jr., F, ETSU
Jan. 8.....	Matt Rafferty, Sr., F, FUR
Jan. 15.....	Ross Cummings, Jr., G, MER
Jan. 22.....	Kevin Easley, Fr., F, UTC
Jan. 29.....	Patrick Good, R-So., G, ETSU
Feb. 5.....	Onno Steger, Jr., F, WCU
Feb. 12.....	Fletcher Magee, Sr., G, WOF
Feb. 19.....	Matt Rafferty, Sr., F, FUR
Feb. 26.....	Ross Cummings, Jr., G, MER
March 4.....	

SoCon PLAYERS OF THE MONTH

November.....	Matt Rafferty, Sr., F, FUR
December.....	Cameron Jackson, Sr., F, WOF
January.....	Fletcher Magee, Sr., G, WOF
February.....	

SoCon STUDENT-ATHLETE OF THE WEEK

Jan. 2.....	Zane Najdawi, Sr., F, CIT
Jan. 9.....	Mladen Armus, So., F, ETSU
Feb. 6.....	Onno Steger, Jr., F, WCU

Did you know?

• Wofford's Fletcher Magee was named the SoCon player of the month for January. The monthly award was the fourth of Magee's career, which trails only Davidson's Stephen Curry, who earned the honor eight times from 2006-09, and UNCG's Kyle Hines, who was recognized five times from 2004-08. Magee is one of just nine players to have earned multiple monthly honors since the award was introduced in 2004-05.

• Western Carolina's 105 points against Chattanooga on Jan. 31 were its most against a Division I opponent since Feb. 21, 2015, when it fell 113-111 in double overtime to VMI. The 105 points were the Catamounts' most in a regulation game against a DI opponent since a 125-104 win over Marshall on Feb. 5, 1996.

• Samford went 11-for-15 from 3-point range in a 107-106 loss at Wofford on Jan. 24, with its 73.3 percent shooting from long range good for the fifth-best single-game mark in SoCon history.

• UNCG coach Wes Miller became the winningest coach in school history earlier this season, as the Spartans' 85-72 win over Chattanooga on Dec. 29 was the 125th of his career.

• Furman's Matt Rafferty and The Citadel's Matt Frierson both reached 1,000 points for their careers on Jan. 3. They joined The Citadel's Zane Najdawi, UNCG's Francis Alonso and Wofford's Cameron Jackson and Fletcher Magee as active SoCon players with 1,000 or more career points.

• Furman's 12-0 start to the season was the best for a SoCon team since Lefty Driesell's 1963-64 Davidson squad opened 15-0 en route to a 22-4 campaign.

• VMI sophomore guard Bubba Parham scored at least 30 points in four straight contests from Nov. 18-27, making him the first SoCon player to accomplish that feat since Davidson's Stephen Curry did so from Nov. 17-24, 2008.

• Furman's Jordan Lyons' 54 points against North Greenville on Nov. 13 were the most scored by an NCAA Division I player since Jodie Meeks of Kentucky scored 54 in 2009.

SoCon COACHING RECORDS

Coach, school	Career (yrs.)	School (yrs.)	SoCon (yrs.)
Duggar Baucom, The Citadel	233-257 (16th)	45-79 (4th)	23-65 (5th)
Steve Forbes, ETSU	254-97 (11th)	98-37 (4th)	54-17 (4th)
Bob Richey, Furman	45-17 (2nd)	Same	24-10 (2nd)
Bob Hoffman, Mercer	520-317 (25th)	209-162 (11th)	46-42 (5th)
Wes Miller, UNCG	136-115 (8th)	Same	81-56 (8th)
Scott Padgett, Samford	73-89 (5th)	Same	30-58 (5th)
Lamont Paris, Chattanooga	22-40 (2nd)	Same	10-24 (2nd)
Dan Earl, VMI	32-86 (4th)	Same	13-57 (4th)
Mark Prosser, Western Carolina	12-46 (2nd)	7-23 (1st)	4-13 (1st)
Mike Young, Wofford	293-243 (17th)	Same	173-124 (17th)

COLLEGEINSIDER.COM MID-MAJOR TOP 25

School (1st-place)	PS	N12	N19	N26	D3	D10	D17	D24	D31	J7	J14	J21	J28	F4	F11	F18	F25
Gonzaga (31)	1	1	1	1	1	1	1	1	1	1	1	1	1	1	1	1	1
Wofford	8	5	9	7	5	7	7	11	8	6	3	3	2	2	2	t2	2
Buffalo	2	2	2	2	2	2	2	2	2	2	2	2	3	4	4	t2	3
Belmont	17	10	5	3	4	4	4	4	6	8	6	11	6	5	5	4	4
Murray State	18	16	10	11	12	11	10	10	9	4	4	4	7	9	8	5	5
UC Irvine	24	23	15	17	18	13	13	14	15	12	7	10	11	10	9	6	6
New Mexico State	-	-	-	-	25	25	18	18	14	19	17	16	15	13	10	7	7
UNC Greensboro	20	19	13	5	6	5	5	5	4	3	10	7	5	3	3	12	8
South Dakota State	5	3	7	10	8	10	14	17	17	21	19	18	13	11	11	15	9
Hofstra	-	-	-	-	-	-	-	23	22	13	5	5	4	6	6	8	10
Lipscomb	22	22	18	8	7	8	11	9	11	11	11	8	8	7	7	9	11
Furman	-	20	6	4	3	3	3	3	5	5	12	19	-	24	14	11	12
Liberty	-	-	-	24	24	17	22	20	17	16	12	12	16	16	10	13	
Montana	16	14	19	13	17	19	15	13	18	20	22	22	18	18	18	14	
Vermont	-	-	-	-	-	-	23	-	-	23	14	14	14	13	13	15	
ETSU	-	-	-	-	-	-	-	-	14	8	9	9	8	15	14	16	17
Yale	25	25	-	-	-	-	-	-	-	24	21	19	21	17	16	17	
Sam Houston State	-	-	-	-	-	-	-	-	-	-	-	-	-	23	25	18	
Saint Mary's	9	7	4	15	-	-	-	-	-	-	-	-	-	-	-	19	
Texas State	-	-	-	-	-	20	21	21	24	22	17	18	20	20	19	20	
Toledo	13	13	-	16	9	6	6	6	3	9	15	15	16	15	12	17	21
Northeastern	6	6	11	-	-	-	-	-	-	-	-	-	-	-	-	22	
Stony Brook	-	-	-	25	14	15	15	16	16	15	14	13	17	19	19	20	23
Bowling Green	-	-	-	-	-	-	-	-	-	-	-	-	-	23	25	22	24
San Francisco	-	-	-	21	22	17	12	8	10	7	9	6	10	12	21	21	25
Charleston	-	24	25	24	13	12	9	7	7	10	13	23	23	22	22	23	-
Georgia State	12	15	16	20	-	23	-	-	-	20	18	20	21	17	-	24	-
Northern Kentucky	-	-	24	-	23	-	-	-	-	-	-	-	20	-	24	-	-
Princeton	-	-	-	-	-	-	-	-	-	-	-	-	-	25	-	-	-
Radford	-	-	-	16	21	-	-	-	-	-	-	24	-	-	-	-	-
UC Santa Barbara	-	-	-	-	-	-	-	-	-	25	24	25	-	-	-	-	-
Jacksonville State	-	-	-	-	-	-	-	-	-	-	25	-	-	-	-	-	-
Loyola Marymount	-	-	22	14	11	9	8	12	12	16	21	-	-	-	-	-	-
Kent State	-	-	-	-	-	-	20	19	22	-	-	-	-	-	-	-	-
NJIT	-	-	-	-	-	25	24	25	23	-	-	-	-	-	-	-	-
Ball State	-	-	-	-	-	-	-	-	25	-	-	-	-	-	-	-	-
Louisiana	11	12	23	23	19	16	21	19	18	-	-	-	-	-	-	-	-
Penn	23	18	21	-	-	20	16	13	23	-	-	-	-	-	-	-	-
Drake	-	-	-	-	-	-	25	24	-	-	-	-	-	-	-	-	-
BYU	4	4	3	6	15	14	22	-	-	-	-	-	-	-	-	-	-
San Diego	-	-	-	-	-	22	24	-	-	-	-	-	-	-	-	-	-
Georgia Southern	-	-	17	12	21	18	-	-	-	-	-	-	-	-	-	-	-
Loyola Chicago	3	8	8	9	10	-	-	-	-	-	-	-	-	-	-	-	-
Illinois State	14	17	14	19	20	-	-	-	-	-	-	-	-	-	-	-	-
Bradley	-	-	-	18	-	-	-	-	-	-	-	-	-	-	-	-	-
Harvard	7	11	12	22	-	-	-	-	-	-	-	-	-	-	-	-	-
Southern Illinois	10	9	20	-	-	-	-	-	-	-	-	-	-	-	-	-	-
Stephen F. Austin	19	21	-	-	-	-	-	-	-	-	-	-	-	-	-	-	-
Rider	15	-	-	-	-	-	-	-	-	-	-	-	-	-	-	-	-
Wright State	21	-	-	-	-	-	-	-	-	-	-	-	-	-	-	-	-

Others receiving votes: Jacksonville State 49, Wright State 39, BYU 25, Charleston 20, Kent State 20, Austin Peay 18, Georgia Southern 15, Northern Kentucky 15, Drake 14, Radford 10, Omaha 8, Georgia State 7, Utah Valley State 6, Grand Canyon 3, Harvard 3, UC Santa Barbara 3, Abilene Christian 2, Loyola Chicago 2, UMBC 1, Norfolk State 1.

NATIONAL/REGIONAL RECOGNITION

Jerry West Shooting Guard of the Year Award

Watch list

Fletcher Magee, Wofford, Sr., G

Lou Henson Award (top DI mid-major player)

Initial watch list

Matt Rafferty, Furman, Sr., F
Francis Alonso, UNCG, Sr., G
James Dickey, UNCG, Jr., F
Cameron Jackson, Wofford, R-Sr., F
Fletcher Magee, Wofford, Sr., G

Midseason watch list

Matt Rafferty, Furman, Sr., F
Francis Alonso, UNCG, Sr., G
Cameron Jackson, Wofford, R-Sr., F
Fletcher Magee, Wofford, Sr., G

Kareem Abdul-Jabbar Award Watch List

James Dickey, UNCG, Jr., F

Senior CLASS Award candidate

Zane Najdawi, The Citadel, Sr., F

Google Cloud Academic All-District

First team

Ruben Guerrero, Samford, R-Sr., C

Andy Katz National Player of the Week

Jordan Lyons, Furman, Jr., G Nov. 19, 2018

SoCon TEAM RECORD BOOK

TEAM

Scoring

Game

- 154 Furman vs. The Citadel 1/8/55
- 149 Furman vs. Newberry 2/13/54
- 148 The Citadel vs. Mid-Atlantic Christian 11/12/18**
- 146 The Citadel vs. Johnson 11/11/16
- 144 The Citadel vs. Toccoa Falls 12/7/16
- 141 Western Carolina vs. Toccoa Falls 1/17/12
- 137 Davidson vs. Warren Wilson 12/9/91
- 137 The Citadel vs. Johnson 11/14/18**
- 133 Western Carolina vs. Toccoa Falls 11/26/01
- 133 VMI vs. Mid-Atlantic Christian 12/2/14

3-point field goals made

Game

- 24 VMI vs. Furman 2/12/15
- 23 The Citadel vs. Mid-Atlantic Christian 11/12/18**
- 23 The Citadel vs. High Point 11/27/18**
- 22 Ga. Southern vs. Chattanooga 1/17/05
- 21 Furman vs. Virginia Intermont 12/29/04
- 21 VMI vs. Johnson 11/18/14
- 21 The Citadel vs. Ogelthorpe 11/10/17
- 21 Furman vs. North Greenville 11/15/18**

3-point field-goal attempts

Game

- 57 VMI vs. Mid-Atlantic Christian 12/2/14
- 55 VMI vs. Marist 12/13/14
- 51 The Citadel vs. Mid-Atlantic Christian 11/12/18**
- 52 Davidson vs. Colby 11/21/06
- 50 The Citadel at Air Force 12/2/15
- 50 The Citadel vs. Johnson 11/13/16
- 50 The Citadel vs. UMBC 12/19/16
- 49 Furman vs. North Greenville 11/15/18**
- 48 The Citadel vs. Truett McConnell 11/15/16
- 48 The Citadel at Western Carolina 2/25/18
- 48 The Citadel vs. Johnson 11/14/18**

Rebounds

Game

- 78 George Wash. vs. Georgetown 1968-69
- 76 Davidson vs. VMI Jan. 8, 1970
- 70 VMI vs. Mid-Atlantic Christian Dec. 2, 2014
- 68 Davidson vs. Emory Nov. 9, 2007
- 67 The Citadel vs. Clemson Nov. 25, 2000
- 67 The Citadel vs. Johnson Nov. 13, 2016
- 65 Ga. Southern vs. UC Davis Nov. 12, 2006
- 64 ETSU vs. Reinhardt Dec. 3, 2018**
- 63 ETSU vs. UVA-Wise Nov. 18, 2014
- 63 The Citadel vs. Mid-Atlantic Christian 11/12/18**

ALL-AROUND SUCCESS

Furman senior forward Matt Rafferty is the only player in the SoCon to rank in the top 10 in scoring, rebounding, assists, steals and blocked shots. Only three other qualified players in the league appear in the top 10 in even three of those categories, with Wofford's Cameron Jackson in four.

	Pts	Reb	Ast	St	Blk
Matt Rafferty, FUR	5th	3rd	3rd	3rd	4th
	17.4	8.9	4.1	2.6	1.1
Cameron Jackson, WOF	10th	8th	x	t4th	t5th
	14.8	7.4	x	1.6	1.1
James Dickey, UNCG	x	7th	x	8th	2nd
	x	7.8	x	1.3	2.0
Josh Sharkey, SAM	6th	x	1st	2nd	x
	16.8	x	7.5	2.7	x

ASSOCIATED PRESS TOP 25

School (1st-place)	PS	N12	N19	N26	D3	D10	D17	D24	D31	J7	J14	J21	J28	F4	F11	F18	F25
Gonzaga (44)	3	3	3	1	1	4	8	7	7	5	4	4	4	4	3	2	1
Virginia (15)	5	4	4	4	4	6	5	4	4	4	3	3	3	4	3	2	3
Duke (3)	4	1	1	3	3	2	2	1	1	1	2	2	2	2	2	1	3
Kentucky (2)	2	10	10	10	9	19	19	16	13	18	12	8	7	5	5	4	4
North Carolina	8	7	7	11	14	12	9	14	15	12	13	11	9	8	8	8	5
Michigan State	10	11	11	9	10	9	10	8	8	6	6	6	6	9	11	10	6
Tennessee	6	5	5	6	7	3	3	3	3	3	3	1	1	1	1	5	7
Houston	-	-	-	-	-	24	21	22	19	17	21	17	13	12	9	9	8
Michigan	19	18	9	7	5	5	4	2	2	2	5	5	7	6	7	9	9
Marquette	-	24	-	-	-	21	20	18	16	21	15	12	10	10	10	11	10
Texas Tech	-	-	-	20	13	11	12	11	11	8	8	8	16	18	15	14	11
Nevada	7	6	6	5	6	7	6	6	6	10	10	7	8	6	7	6	12
LSU	23	22	19	-	-	-	-	-	-	-	-	25	19	21	19	13	13
Purdue	24	23	24	19	-	-	-	-	-	-	-	-	17	15	12	15	14
Kansas	1	2	2	2	2	1	1	5	5	7	7	9	11	13	14	12	15
Kansas State	12	12	12	12	16	t25	-	-	-	-	-	-	-	-	18	23	16
Maryland	-	-	-	24	23	-	-	-	-	-	19	13	21	24	24	24	17
Florida State	17	14	14	15	11	10	11	9	9	13	11	-	25	22	17	16	18
Wisconsin	-	-	25	22	12	16	16	15	22	-	-	-	24	19	20	22	19
Virginia Tech	15	16	13	13	15	13	13	10	10	9	9	10	12	11	22	20	20
Buffalo	-	25	22	21	17	14	14	21	20	19	16	t14	18	23	25	25	21
Iowa	-	-	20	14	18	22	23	24	25	-	23	19	-	20	21	21	22
Cincinnati	-	-	-	-	-	-	-	-	-	-	-	-	-	25	-	-	-
Wofford	-	-	-	-	-	-	-	-	-	-	-	-	-	-	-	-	24
Washington	25	-	-	-	-	-	-	-	-	-	-	-	-	-	-	-	25
Villanova	9	8	-	23	21	17	-	-	-	-	22	18	14	14	13	17	-
Louisville	-	-	-	-	-	-	-	-	-	-	-	23	15	16	16	18	-
Iowa State	-	-	-	-	-	-	-	-	-	20	-	24	20	17	23	19	-
Mississippi State	18	17	15	25	22	18	17	19	17	14	24	22	22	-	-	-	-
NC State	-	-	-	-	-	-	-	-	20	18	15	17	21	23	-	-	-
Auburn	11	9	8	8	8	8	7	12	12	11	14	16	-	-	-	-	-
Ole Miss	-	-	-	-	-	-	-	-	-	-	18	20	-	-	-	-	-
Oklahoma	-	-	-	-	-	-	-	25	23	23	20	-	-	-	-	-	-
Indiana	-	-	-	-	-	t25	22	23	21	22	25	-	-	-	-	-	-
Ohio State	-	-	23	16	19	15	15	13	14	16	-	-	-	-	-	-	-
St. John's	-	-	-	-	-	-	-	-	-	24	-	-	-	-	-	-	-
TCU	20	21	18	-	-	-	-	-	-	25	-	-	-	-	-	-	-
Nebraska	-	-	-	-	24	-	25	-	24	-	-	-	-	-	-	-	-
Arizona State	-	-	-	-	20	20	18	17	-	-	-	-	-	-	-	-	-
Furman	-	-	-	-	25	23	24	-	-	-	-	-	-	-	-	-	-
Syracuse	16	15	-	-	-	t25	-	-	-	-	-	-	-	-	-	-	-
Texas	-	-	-	17	-	-	-	-	-	-	-	-	-	-	-	-	-
Oregon	14	13	21	18	-	-	-	-	-	-	-	-	-	-	-	-	-
Clemson	22	19	16	-	-	-	-	-	-	-	-	-	-	-	-	-	-
UCLA	21	20	17	-	-	-	-	-	-	-	-	-	-	-	-	-	-
West Virginia	13	-	-	-	-	-	-	-	-	-	-	-	-	-	-	-	-

Others receiving votes: Louisville 90, Villanova 63, Iowa State 58, Mississippi State 28, Auburn 16, Baylor 10, VCU 4, Old Dominion 2, New Mexico State 1

USA TODAY COACHES TOP 25

School (1st-place)	PS	N19	N26	D3	D10	D17	D24	D31	J7	J14	J21	J28	F4	F11	F18	F25	
Gonzaga (26)	4	3	1	1	6	9	8	8	6	5	4	4	4	3	2	1	
Virginia (2)	5	4	4	4	3	3	1	2	1	1	3	3	3	4	3	t2	
Duke	3	1	3	3	2	2	2	1	2	2	2	2	2	2	1	t2	
Kentucky (4)	2	10	9	8	18	18	15	14	18	14	9	6	5	5	4	4	
North Carolina	7	6	13	12	12	10	14	15	12	15	12	10	8	8	9	5	
Houston	-	-	-	-	22	20	19	17	15	t17	17	13	12	9	8	6	
Tennessee	6	5	7	7	4	4	3	3	3	3	1	1	1	1	5	7	
Michigan State	10	11	8	10	9	8	7	7	5	6	5	8	11	12	11	8	
Marquette	-	-	-	-	23	20	18	19	13	11	9	9	10	10	9	-	
Michigan	18	8	5	5	5	4	4	4	4	6	5	7	7	7	10	10	
Texas Tech	-	-	19	13	11	11	13	11	8	9	13	15	18	15	14	11	
Purdue	22	19	18	24	-	-	-	-	-	-	-	18	15	11	13	12	
Nevada	9	7	6	6	7	6	6	5	11	10	7	7	6	6	6	13	
LSU	-	21	-	-	-	-	-	-	-	-	-	19	22	21	15	14	
Kansas State	11	12	t10	15	24	-	-	-	-	-	-	-	-	-	18	21	15
Kansas	1	2	2	2	1	1	5	6	9	8	10	12	14	14	12	16	-
Florida State	15	13	14	11	10	12	9	9	13	11	23	-	24	19	17	17	-
Wisconsin	-	-	22	16	19	17	16	t23	-	-	23	19	23	23	18	-	-
Virginia Tech	17	14	12	14	13	13	10	10	7	7	8	11	10	16	18	19	-
Maryland	-	-	-	23	23	24	-	-	22	16	24	-	25	t25	20	-	-
Iowa	-	22	15	19	21	21	21	t20	25	24	21	25	20	17	19	21	-
Cincinnati	-	-	-	-	-	-	-	-	-	-	-	-	23	-	t25	22	-
Buffalo	-	25	20	18	15	15	22	t20	20	t17	14	17	25	24	24	23	-
Louisville	-	-	-	-	-	-	-	-	-	-	24	16	17	20	22	24	-
Washington	24	-	-	-	-	-	-	-	-	-	-	-	-	-	-	t25	-
Wofford	-	-	-	-	-	-	-	-	-	-	-	-	-	-	-	-	t25
Villanova	8	-	23	21	16	-	-	-	-	21	18	14	13	13	16	-	-
Iowa State	-	-	-	-	-	-	-	-	21	-	25	20	16	22	20	-	-
Mississippi State	19	15	25	22	17	16	t17	16	14	23	22	21	21	-	-	-	-
NC State	-	-	-	-	-	-	-	24	19	16	16	19	22	-	-	-	-
Auburn	12	9	t10	9	8	7	t11	13	10	12	15	-	-	-	-	-	-
Ole Miss	-	-	-	-	-	-	-	-	20	20	-	-	-	-	-	-	-
Oklahoma	-	-	-	-	-	-	-	25	22	19	-	-	-	-	-	-	-
Indiana	-	-	-	-	-	-	25	22	24	25	-	-	-	-	-	-	-
Ohio State	-	23	16	17	14	14	t11	12	17	-	-	-	-	-	-	-	-
St. John's	-	-	-	-	-	-	-	-	23	-	-	-	-	-	-	-	-
Nebraska	25	24	-	25	25	22	23	t23	-	-	-	-	-	-	-	-	-
Arizona State	-	-	-	20	20	19	t17	-	-	-	-	-	-	-	-	-	-
Furman	-	-	-	-	25	-	-	-	-	-	-	-	-	-	-	-	-
Texas	-	-	17	-	-	-	-	-	-	-	-	-	-	-	-	-	-
Oregon	16	20	21	-	-	-	-	-	-	-	-	-	-	-	-	-	-
Clemson	23	16	24	-	-	-	-	-	-	-	-	-	-	-	-	-	-
UCLA	20	17	-	-	-	-	-	-	-	-	-	-	-	-	-	-	-
TCU	21	18	-	-	-	-	-	-	-	-	-	-	-	-	-	-	-
West Virginia	13	-	-	-	-	-	-	-	-	-	-	-	-	-	-	-	-
Syracuse	14	-	-	-	-	-	-	-	-	-	-	-	-	-	-	-	-

Others receiving votes: Iowa State 49, Villanova 40, Mississippi State 18, Baylor 7, Auburn 6, Furman 5, Arizona State 4, Florida 1, Hofstra 1

NET RANKINGS (AS OF FEB. 26)

The NCAA Evaluation Tool (NET) replaces the RPI this season and relies on game results, strength of schedule, game location, scoring margin, net offensive and defensive efficiency, and the quality of wins and losses to aid the NCAA in evaluating programs throughout the season. New rankings are released daily.

SoCon team	NET ranking
Wofford	20
Furman	47
UNCG	61
ETSU	65
Samford	161
Mercer	186
The Citadel	258
Chattanooga	272
Western Carolina	289
VMI	321

THE SOCON VS. RANKED TEAMS

Furman's win at No. 8 Villanova on Nov. 17 was the SoCon's second road victory over a top-10 opponent in as many seasons, as Wofford downed then-No. 5 North Carolina in 2017. Coincidentally, Villanova and North Carolina were both defending national champions.

SoCon	Opp.	Score	Date
Furman	#8 Villanova	76-68 (OT)	11/17/18
Wofford	#5 North Carolina	79-75	12/20/17
Col. of Charleston	#21 Baylor	63-59	11/24/12
Davidson	#12 Kansas	80-74	12/19/11
Col. of Charleston	#9 North Carolina	82-79 (OT)	1/4/10
#23 Davidson	#24 Gonzaga	82-76	3/21/08
#23 Davidson	#8 Georgetown	74-70	3/23/08
#23 Davidson	#6 Wisconsin	73-56	3/28/08
Col. of Charleston	#3 North Carolina	66-64	12/5/98

Preseason predictions

Defending regular-season and tournament champion UNCG was the preseason pick to win the league in 2018-19 among the league's 10 head coaches and media. Wofford's Fletcher Magee was the coaches' selection for preseason player of the year.

Preseason Player of the Year
Fletcher Magee, Sr., G, Wofford

Preseason All-Southern Conference Team

- Zane Najdawi, Sr., F, The Citadel
- Tray Boyd III, Jr., G, ETSU
- Bo Hodges, So., G/F, ETSU
- Jeremy Rodriguez, R-Jr., F, ETSU
- Matt Rafferty, Sr., F, Furman
- Ross Cummings, Jr., G, Mercer
- Francis Alonso, Sr., G, UNCG
- James Dickey, Jr., F, UNCG
- Bubba Parham, So., G, VMI
- Cameron Jackson, Sr

ACTIVE SoCon CAREER LEADERS

Points scored

2,373	Fletcher Magee, Wofford, Sr.	(7)
1,993	Francis Alonso, UNCG, Sr.	
1,581	Zane Najdawi, The Citadel, Sr.	
1,306	Cameron Jackson, Wofford, R-Sr.	
1,249	Matt Rafferty, Furman, Sr.	

Points scored per game (min. 800 points)

18.69	Fletcher Magee, Wofford, Sr.
17.52	Bubba Parham, VMI, So.
14.98	Francis Alonso, UNCG, Sr.
12.85	Zane Najdawi, The Citadel, Sr.
11.25	Matt Rafferty, Furman, Sr.

Field-goal percentage (min. 240 made)

.587	Cameron Jackson, Wofford, R-Sr.
.578	Matt Rafferty, Furman, Sr.
.536	James Dickey, UNCG, Jr.
.520	Isaiah Miller, UNCG, So.
.485	Zane Najdawi, The Citadel, Sr.

3-point field goals made

477	Fletcher Magee, Wofford, Sr.	(1)
373	Francis Alonso, UNCG, Sr.	(4)
314	Matt Frierson, The Citadel, Sr.	(6)
195	Jordan Lyons, Furman, Jr.	
193	Nathan Hoover, Wofford, Jr.	

3-point field-goal percentage (min. 120 made)

.435	Fletcher Magee, Wofford, Sr.	(8)
.423	Andrew Brown, Furman, Sr.	
.406	Francis Alonso, UNCG, Sr.	
.406	Ross Cummings, Mercer, Jr.	
.401	Nathan Hoover, Wofford, Jr.	

Free-throw percentage (min. 110 made)

.910	Matt Frierson, The Citadel, Sr.	(1)
.910	Fletcher Magee, Wofford, Sr.	(6)
.869	Francis Alonso, UNCG, Sr.	
.861	Nathan Hoover, Wofford, Jr.	
.858	Matt Halvorsen, WCU, So.	

Rebounds

802	Matt Rafferty, Furman, Sr.
713	Zane Najdawi, The Citadel, Sr.
702	James Dickey, UNCG, Jr.
685	Marc Gosselin, Western Carolina, Sr.
659	Cameron Jackson, Wofford, R-Sr.

Rebounds per game (min. 280 rebounds)

11.20	Jeromy Rodriguez, ETSU, R-Jr.
7.80	James Dickey, UNCG, Jr.
7.23	Matt Rafferty, Furman, Sr.
6.66	Mladen Armus, ETSU, So.
5.80	Zane Najdawi, The Citadel, Sr.

Blocked shots

193	Zane Najdawi, The Citadel, Sr.
160	James Dickey, UNCG, Jr.
121	Cameron Jackson, Wofford, R-Sr.
94	Matt Rafferty, Furman, Sr.
63	Ruben Guerrero, Samford, R-Sr.

Steals

195	Josh Sharkey, Samford, Jr.
176	Matt Rafferty, Furman, Sr.
162	Cameron Jackson, Wofford, R-Sr.
147	Demetrius Troy, UNCG, Sr.
135	Isaiah Miller, UNCG, So.

Assists

520	Josh Sharkey, Samford, Jr.
428	Demetrius Troy, UNCG, Sr.
309	Francis Alonso, UNCG, Sr.
286	Matt Rafferty, Furman, Sr.
222	Storm Murphy, Wofford, So.

Assists per game (min. 150 assists)

5.47	Josh Sharkey, Samford, Jr.
3.64	Storm Murphy, Wofford, So.
3.40	Demetrius Troy, UNCG, Sr.
3.02	Marcus Cohen, Mercer, So.
2.86	Bubba Parham, VMI, So.

(SoCon career rank)

SoCon RECORD BOOK (NCAA RECORDS WHERE NOTED)

INDIVIDUAL

Coaching victories at SoCon school

1.	447	Bob McKillop, DAV	1992-2014
2.	293	Mike Young, WOF	2002-present
3.	243	Mack McCarthy, UTC	1985-97
	243	Burton Shipley, MD	1923-47
5.	230	Bill Reinhart, GW	1935-42; 49-66

Coaching wins per season (min. two seasons)

Avg. Wins	Yrs.		
1.	26.7	187	7 Everett Case, NCSU 1946-53
2.	26.0	52	2 Ben Carnevale, UNC 1944-46
3.	24.5	98	4 Steve Forbes, ETSU 2015-pr.
4.	24.3	146	6 Fred Schaus, WVU 1954-60
5.	23.8	95	4 John Kresse, CofC 1998-02

Scoring

Career

1.	2,635	Stephen Curry, DAV	2006-09
2.	2,574	Skip Henderson, MAR	1983-88
3.	2,571	Andrew Goudelock, CofC	2007-11
4.	2,538	Frank Selvy, FUR	1951-54
5.	2,483	John Gerdy, DAV	1975-79
6.	2,423	Gay Elmore, VMI	1983-87
7.	2,373	Fletcher Magee, WOF	2015-pr.
8.	2,332	John Taft, MAR	1987-91
9.	2,310	Dom Flora, W&L	1954-58
10.	2,309	Jerry West, WVU	1957-60

3-point field goals made

Game			
1.	15	Keith Veney, Marshall*	12/16/96
	15	Jordan Lyons, FUR*	11/15/18
3.	11	Elton Nesbitt, GSU vs. UTC	1/17/05
11	Fletcher Magee, WOF at UTC		2/17/18
11	Patrick Good, ETSU at WCU		1/26/19
6.	10	Nine times. This season:	
		Matt Frierson, CIT vs. Johnson	11/14/18
		Bubba Parham, VMI at Kentucky	11/18/18

Career

1.	477	Fletcher Magee, WOF	2015-pr.
2.	414	Stephen Curry, DAV	2006-09
3.	396	Andrew Goudelock, CofC	2007-11
4.	373	Francis Alonso, UNCG	2015-pr.
5.	358	Donald Sims, APP	2007-11
6.	314	Matt Frierson, CIT	2015-pr.
7.	312	Karl Cochran, WOF	2011-15
8.	299	Ian Chadwick, WOF	1997-01
9.	295	Zach Urbanus, CIT	2007-11
10.	278	Jake Robinson, WCU	2006-10

Career - NCAA Division I history

1.	504	Travis Bader, Oakland	2010-14
2.	477	Fletcher Magee, WOF	2015-pr.
3.	457	J.J. Redick, Duke	2002-06
4.	450	David Holston, Chicago State	2005-09
5.	435	Keydren Clark, Saint Peter's	2002-06
6.	434	Damon Lynn, NJIT	2013-17
7.	431	Chris Lofton, Tennessee	2004-08
	431	Kevin Foster, Santa Clara	2008-13
9.	426	Chris Clemons, Campbell	2015-pr.
10.	416	Akeem Richmond, East Carolina	2010-14
11.	414	Stephen Curry, DAV	2006-09

3-point field goals attempts

Game			
1.	34	Jordan Lyons, FUR*	Nov. 15, 2018
2.	25	Keith Veney, MAR	Dec. 16, 1996
3.	21	Travis Cantrell, CIT	Jan. 12, 2002
4.	20	Stephen Curry, DAV	Nov. 21, 2006
	20	Donald Sims, APP	Nov. 19, 2010
6.	19	Keith Veney, MAR	1996-97
	19	Shawn Hall, APP	Feb. 22, 2003
	19	Keaton Cole, WCU	Feb. 2, 2012
	19	Tim Marshall, VMI	Feb. 15, 2015
	19	Francis Alonso, UNCG	Dec. 2, 2017
	19	Fletcher Magee, WOF	Feb. 17, 2018
19	Fletcher Magee, WOF		Jan. 24, 2019

* NCAA record

Career

1.	1,096	Fletcher Magee, WOF	2015-pr.
2.	1,004	Stephen Curry, DAV	2006-09
2.	958	Andrew Goudelock, CofC	2007-11
4.	919	Francis Alonso, UNCG	2015-pr.
5.	914	Karl Cochran, WOF	2011-15
6.	883	Donald Sims, APP	2007-11
7.	866	Matt Frierson, CIT	2015-pr.
8.	819	Ian Chadwick, WOF	1997-01
9.	737	Terry Williams, GSU	2001-05
10.	727	Travis Cantrell, CIT	1999-02
	727	Jake Robinson, WCU	2006-10

3-point percentage (min. 120 made)

Career	Pct.	3FG-3FGA	
1.	49.3	223-452	Keith Jennings, ETSU 1989-91
2.	45.2	126-279	Alan Puckett, CIT 1999-02
3.	45.1	146-324	Shawn Reid, FUR 1984-88
4.	44.7	159-356	Brandon Born, UTC 1991-95
5.	44.5	154-346	Derek Rucker, DAV 1985-88
6.	44.0	166-377	D. Denzel-Dyson, SAM 2016-18
7.	44.0	131-298	David Donerlson, WCU 1989-90
8.	43.5	477-1096	Fletcher Magee, WOF 2015-pr.
9.	43.4	190-438	Peter Anderer, DAV 2000-03
10.	43.2	189-437	Kemp Phillips, APP 1987-90

Free-throw percentage (min. 200 made)

Career	Pct.	FT-FTA	
1.	91.0	376-413	Fletcher Magee, WOF 2015-pr.
2.	89.3	358-401	Nik Cochran, DAV 2009-13
3.	89.2	545-611	Donald Sims, APP 2007-11
4.	88.9	281-316	Chad Copeland, UTC 1993-94
5.	87.6	479-547	Stephen Curry, DAV 2006-09
6.	86.9	386-444	Francis Alonso, UNCG 2015-pr.
7.	86.6	214-247	Johnny Mitchell, VMI 1967-69
8.	86.4	260-301	Greg White, MAR 1978-81
9.	86.3	253-293	Jordan Strawberry, MER 2014-18
10.	86.3	201-233	Demetre Rivers, MER 2014-18

Free-throw percentage (min. 300 made and 2.5 per game) - NCAA Division I history

Career	Pct.	FT-FTA	
1.	94.6	435-460	Blake Ahearn, Missouri St. 2003-07
2.	92.7	343-370	Derek Raivio, Gonzaga 2003-07
3.	91.8	334-364	Markus Howard, Marquette, 2016-pr.
4.	91.3	324-355	Gary Buchanan, Villanova 1999-03
5.	91.2	662-726	J.J. Redick, Duke 2002-06
6.	91.0	376-413	Fletcher Magee, WOF 2015-pr.

SPECIALTY STATS LEADERS

50-point games Ovr. SoCon

Jordan Lyons, FUR	1	0
-------------------	---	---

40-point games Ovr. SoCon

Jordan Lyons, FUR	1	0
-------------------	---	---

30-point games Ovr. SoCon

Bubba Parham, VMI	7	3
Ross Cummings, MER	4	3
Fletcher Magee, WOF	3	3
Lew Stallworth, CIT	2	2
Matt Frierson, CIT	1	0
Patrick Good, ETSU	1	1
Jordan Lyons, FUR	1	0
Francis Alonso, UNCG	1	1
Kyrin Galloway, UNCG	1	0
Brandon Austin, SAM	1	1
Kameron Gibson, WCU	1	0
Onno Steger, WCU	1	1
Marcus Thomas, WCU	1	1
Nathan Hoover, WOF	1	0

20-point games Ovr. SoCon

Fletcher Magee, WOF	16	13
Lew Stallworth, CIT	14	9
Bubba Parham, VMI	14	7
Ross Cummings, MER	11	9
Josh Sharkey, SAM	11	7
Matt Rafferty, FUR	10	7
Francis Alonso, UNCG	9	4
Jordan Lyons, FUR	8	5
Isaiah Miller, UNCG	7	7
Kevin Easley, UTC	7	5
Cameron Jackson, WOF	6	3
Tray Boyd III, ETSU	5	1
Brandon Austin, SAM	5	2
Kameron Gibson, WCU	5	3
Onno Steger, WCU	5	5
Matt Frierson, CIT	4	1
Zane Najdawi, CIT	4	3
Kaiden Rice, CIT	4	1
Myron Gordon, SAM	4	3
Nathan Hoover, WOF	4	3
Jeromy Rodriguez, ETSU	3	2
Daivien Williamson, ETSU	3	3
Ruben Guerrero, SAM	3	1
Carlos Dotson, WCU	3	2
Matt Halvorsen, WCU	3	2
Marcus Thomas, WCU	3	3
Alex Reed, CIT	2	1
Patrick Good, ETSU	2	2
Clay Mounce, FUR	2	0
Djordje Dimitrijevic, MER	2	1
Kaleb Hunter, UNCG	2	1
Jerry Johnson Jr., UTC	2	1
Myles Lewis, VMI	2	2
Mladen Armus, ETSU	1	1
Bo Hodges, ETSU	1	1
Isaiah Tisdale, ETSU	1	1
Kyrin Galloway, UNCG	1	0
Demetrius Troy, UNCG	1	1
Kevin Nolan, SAM	1	0
Garrett Gilkeson, VMI	1	0
Jake Stephens, VMI	1	0

15-rebound games Ovr. SoCon

Jeromy Rodriguez, ETSU	7	4
Matt Rafferty, FUR	2	1
Carlos Dotson, WCU	2	1
Mladen Armus, ETSU	1	1
James Dickey, UNCG	1	1
Robert Allen, SAM	1	1
Ruben Guerrero, SAM	1	0
Thomas Smallwood, UTC	1	0

10-rebound games Ovr. SoCon

Jeromy Rodriguez, ETSU	18	8
Matt Rafferty, FUR	14	9
Carlos Dotson, WCU	14	10
Mladen Armus, ETSU	10	5
Ruben Guerrero, SAM	10	8
Robert Allen, SAM	8	4
Zane Najdawi, CIT	7	4
James Dickey, UNCG	7	4
Keve Aluma, WOF	5	4
Cameron Jackson, WOF	5	2
Hayden Brown, CIT	4	3
Clay Mounce, FUR	4	2
Tyler Creammer, VMI	4	1
Fardaws Aimaq, MER	3	2

10-rebound games (cont.) Ovr. SoCon

Kevin Easley, UTC	3	2
Garrett Gilkeson, VMI	3	2
Chevez Goodwin, WOF	3	2
Lew Stallworth, CIT	2	0
Bo Hodges, ETSU	2	2
Ethan Stair, MER	2	2
Brandon Austin, SAM	2	1
Ramon Vila, UTC	2	2
Marc Gosselin, WCU	2	1
Onno Steger, WCU	2	2
Kaelon Harris, CIT	1	0
Alex Reed, CIT	1	0
D'Andre Bernard, ETSU	1	0
Octavion Corley, ETSU	1	0
Jaylen Stowe, MER	1	0
Eric Hamilton, UNCG	1	1
Josh Sharkey, SAM	1	0
Thomas Smallwood, UTC	1	0
Myles Lewis, VMI	1	1

15-assist games Ovr. SoCon

Josh Sharkey, SAM	1	1
-------------------	---	---

10-assist games Ovr. SoCon

Josh Sharkey, SAM	7	5
Lew Stallworth, CIT	4	1
Quayson Williams, CIT	1	0
Tray Boyd III, ETSU	1	1
Alex Hunter, FUR	1	1
Donovann Toatley, UTC	1	0
Greg Parham, VMI	1	0

5-block games Ovr. SoCon

Zane Najdawi, CIT	2	1
Octavion Corley, ETSU	1	0
Noah Gurley, FUR	1	1
Ruben Guerrero, SAM	1	1

Double-doubles Ovr. SoCon

Jeromy Rodriguez, ETSU	14	7
Matt Rafferty, FUR	13	8
Carlos Dotson, WCU	12	8
Ruben Guerrero, SAM	8	6
Josh Sharkey, SAM	8	5
Zane Najdawi, CIT	6	3
Lew Stallworth, CIT	6	2
Mladen Armus, ETSU	4	3
James Dickey, UNCG	4	3
Robert Allen, SAM	4	3
Cameron Jackson, WOF	4	1
Hayden Brown, CIT	3	2
Clay Mounce, FUR	3	2
Garrett Gilkeson, VMI	3	2
Ethan Stair, MER	2	2
Brandon Austin, SAM	2	1
Kevin Easley, UTC	2	2
Ramon Vila, UTC	2	2
Tyler Creammer, VMI	2	1
Keve Aluma, WOF	2	2
Tray Boyd III, ETSU	1	1
Alex Hunter, FUR	1	1
Jaylen Stowe, MER	1	0
Eric Hamilton, UNCG	1	1
Thomas Smallwood, UTC	1	0
Myles Lewis, VMI	1	1
Greg Parham, VMI	1	0
Marc Gosselin, WCU	1	0
Onno Steger, WCU	1	1
Chevez Goodwin, WOF	1	0

20/15 games Ovr. SoCon

Jeromy Rodriguez, ETSU	2	1
Ruben Guerrero, SAM	1	0

20/10 games Ovr. SoCon

Matt Rafferty, FUR	4	2
Josh Sharkey, SAM	3	2
Jeromy Rodriguez, ETSU	2	1
Ruben Guerrero, SAM	2	0
Carlos Dotson, WCU	2	2
Zane Najdawi, CIT	1	0
Lew Stallworth, CIT	1	0
Mladen Armus, ETSU	1	1
Clay Mounce, FUR	1	0
Brandon Austin, SAM	1	0

^ 4 were points/assists

+ 7 were points/assists

* points/assists

SoCon 3-POINT PROWESS

• Four league players have hit at least 10 3-pointers in a game this season, highlighted by Furman's Jordan Lyons matching the SoCon and NCAA Division I records with 15 against North Greenville on Nov. 13. ETSU's Patrick Good hit a school-record 11 at Western Carolina on Jan. 26. The Citadel's Matt Frierson hit a school-record 10 in a win over Johnson University on Nov. 14 and VMI's Bubba Parham hit a school-record 10 in a loss at No. 10 Kentucky on Nov. 18. The Keydets hit 19 3s in the contest, the most ever against Kentucky and a Rupp Arena record.

• The Citadel has hit 23 3-pointers twice this season, falling one shy of the SoCon record both times. The Bulldogs set their school record with 23 against Mid-Atlantic Christian on Nov. 12 and matched it against High Point on Nov. 27.

• Furman matched its school record with 21 3-pointers against North Greenville on Nov. 13.

• Western Carolina hit 19 3-pointers in its 103-82 win over The Citadel on Feb. 16, falling one shy of the school record. Onno Steger and Matt Halvorsen hit six each.

• The Citadel is second in NCAA Division I with 12.0 made 3-pointers per game this season.

• Wofford is second in DI in 3-point field-goal percentage at 41.5 percent.

• Wofford's Fletcher Magee is eighth in SoCon history with a career 3-point percentage of 43.5 (see chart on page 5).

• Magee (477, first), UNCG's Francis Alonso (373, fourth) and The Citadel's Frierson (314, sixth) are all in the top 10 in career 3-pointers in SoCon history. For more info, see the chart on the previous page.

• Two active SoCon student-athletes have current streaks of at least 10 games with a made 3-pointer, led by Wofford's Magee's current 19-game run. Magee (60), UNCG's Alonso (56) and The Citadel's Frierson (52) have all had streaks of 50-plus games end this season.

Consecutive games with a 3-pointer

Player, school	'18-19	'17-18	'16-17	Total
Fletcher Magee, WOF, Sr.	19	x	x	19
Nathan Hoover, WOF, Jr.	14	x	x	14

• Magee, whose 148 3-pointers last season were good for second in SoCon history and fifth in NCAA DI lore, is on pace for 139 this year, which would rank third. Magee's current total of 121 leads DI this season and is seventh in a season in SoCon history. Frierson hit 114 last season, which is now good for 11th.

Single-season 3-pointers, SoCon history

162	Stephen Curry, Davidson	2007-08
148	Fletcher Magee, Wofford	2017-18
135	Stephen McDowell, Chattanooga	2008-09
131	Andrew Goudelock, Col. of Charleston	2010-11
130	Keith Veney, Marshall	1996-97
130	Stephen Curry, Davidson	2008-09
126	Fletcher Magee, Wofford	2018-19
123	Donald Sims, Appalachian State	2009-10
122	Stephen Curry, Davidson	2006-07
118	Keddrick Mays, Chattanooga	2006-07
114	Matt Frierson, The Citadel	2017-18

Single-season 3-pointers, NCAA history

162	Stephen Curry, Davidson	2007-08
158	Darrin Fitzgerald, Butler	1986-87
155	Akeem Richmond, East Carolina	2013-14
152	Freddie Banks, UNLV	1986-87
148	Fletcher Magee, Wofford	2017-18

SoCON vs. OTHER CONFERENCES

American Athletic (1-1)

11/14 SMU 98, Western Carolina 65
11/24 The Citadel 84, South Florida 81

Atlantic Coast (0-7)

11/6 #22 Clemson 100, The Citadel 80
11/6 #8 North Carolina 78, Wofford 67
11/9 Pittsburgh 94, VMI 55
11/24 NC State 78, Mercer 74
11/27 Wake Forest 71, Western Carolina 64
12/5 #15 Virginia Tech 89, VMI 68
12/5 NC State 100, Western Carolina 67

Atlantic Sun (6-1)

11/6 Samford 91, North Alabama 74
11/12 Samford 74, Kennesaw State 60
11/18 Jacksonville 74, Chattanooga 66
(Mobile, Ala.)
11/23 VMI 87, Stetson 79 (OT)
11/24 Western Carolina 77, Jacksonville 65
12/15 UNCG 53, North Alabama 48
12/21 VMI 89, North Alabama 68

Big 12 (0-3)

11/16 Texas 97, The Citadel 69
11/18 Oklahoma 75, Wofford 64
12/4 #2 Kansas 72, Wofford 47

Big East (1-1)

11/11 Creighton 75, ETSU 69
11/17 Furman 76, No. 8 Villanova 68 (OT)

Big South (12-4)

11/10 Wofford 68, High Point 60
11/13 Furman 88, Gardner-Webb 86 (OT)
11/14 VMI 78, USC Upstate 72
11/17 ETSU 76, Winthrop 74
11/25 Furman 65, UNC Asheville 51
11/27 The Citadel 112, High Point 87
12/1 Longwood 65, VMI 45
12/8 Western Carolina 71, UNC Asheville 59
12/8 #25 Furman 74, USC Upstate 60
12/11 #23 Furman 77, Charleston Southern 69
12/12 Presbyterian 103, VMI 70
12/15 High Point 86, Western Carolina 59
12/15 Wofford 92, UNC Asheville 49
12/18 The Citadel 82, Campbell 76
12/18 UNCG 65, Radford 58
12/29 Longwood 110, The Citadel 94

Big Ten (0-4)

11/20 #23 Ohio State 68, Samford 50
11/23 #8 Michigan 83, Chattanooga 55
12/15 Illinois 73, ETSU 55
12/18 #23 Iowa 78, Western Carolina 60

Colonial (7-1)

11/10 Coll. of Charleston 77, Western Carolina 74
11/13 UNCG 82, UNCW 61
11/20 The Citadel 91, James Madison 82 (OT)
11/23 UNCG 84, Delaware 65
12/4 #25 Furman 98, Elon 77
12/7 UNCG 75, Elon 74
12/15 #23 Furman 93, UNCW 50
12/21 Mercer 77, UNCW 73

Conference USA (2-3)

11/6 Chattanooga 80, Charlotte 69
11/6 UAB 75, Mercer 67
11/21 Southern Miss 68, Western Carolina 63
(Cancun, Mexico)
11/24 UNCG 80, Louisiana Tech 73
(Newark, Del.)
12/5 Florida Atlantic 68, Mercer 64

Horizon (1-1)

11/7 Wright State 96, Western Carolina 73
11/18 Samford 73, Cleveland State 60

Ivy (0-1)

12/29 Harvard 71, Mercer 67
(Atlanta, Ga.)

Mid-American (0-1)

12/21 Bowling Green 73, Western Carolina 52

Mid-Eastern Athletic (6-0)

11/6 UNCG 74, North Carolina A&T 66
11/20 Mercer 80, Maryland Eastern Shore 42
11/21 Wofford 98, Coppin State 65
11/25 Samford 77, South Carolina State 60
12/12 UNCG 77, Coppin State 54
12/22 ETSU 89, Norfolk State 61
(El Paso, Texas)

Missouri Valley (1-0)

11/9 Furman 60, Loyola Chicago 58

Mountain West (1-0)

12/21 ETSU 76, Wyoming 53
(El Paso, Texas)

Non-Division I (23-0)

11/6 Furman 102, Bob Jones 48
11/6 VMI 89, Washington College 56
11/8 ETSU 109, Hiwassee 44
11/9 Mercer 105, Piedmont 52
11/11 VMI 98, Goucher 34
11/12 The Citadel 148, Mid-Atlantic Christian 75
11/13 Chattanooga 92, Cumberland 61
11/13 Wofford 95, Carver 34
11/14 The Citadel 137, Johnson 60
11/14 Samford 66, Miles College 57
11/15 Furman 107, North Greenville 67
11/16 UNCG 105, Johnson & Wales 57
11/17 Western Carolina 94, Hiwassee 55
11/20 VMI 106, Kentucky Christian 80
11/21 Furman 74, Southern Wesleyan 57
11/23 Wofford 97, Mars Hill 46
11/27 Mercer 90, Brewton-Parker 65
11/27 UNCG 111, Greensboro College 33
11/27 Chattanooga 95, Hiwassee 62
12/3 ETSU 107, Reinhardt 60
12/5 The Citadel 127, Johnson & Wales 93
12/6 Wofford 112, Kentucky Christian 58
12/21 Chattanooga 79, Bryan 45

Ohio Valley (6-5)

11/9 Samford 92, Jacksonville State 72
11/10 Eastern Kentucky 81, Chattanooga 78
11/16 Mercer 77, UT Martin 60
11/17 Southeast Missouri 63, Chattanooga 42
(Mobile, Ala.)
11/20 Jacksonville State 84, Western Carolina 53
(Cancun, Mexico)
11/29 Belmont 99, Samford 93 (OT)
12/1 Chattanooga 71, Tennessee Tech 60
12/8 ETSU 80, UT Martin 62
12/13 Samford 77, Morehead State 72 (OT)
12/15 The Citadel 86, Southeast Missouri 74
12/18 UT Martin 75, Chattanooga 72

Pac-12 (0-0)

11/16 Wofford at Stanford, canc.

Patriot (0-1)

11/27 American 74, VMI 64

American Athletic.....	1-1
Atlantic Coast.....	0-7
Atlantic Sun.....	6-1
Big 12.....	0-3
Big East.....	1-1
Big South.....	12-4
Big Ten.....	0-4
Colonial.....	7-1
Conference USA.....	2-3
Horizon.....	1-1
Independent.....	0-0
Ivy.....	0-1
Mid-American.....	0-1
Mid-Eastern Athletic.....	6-0
Missouri Valley.....	1-0
Mountain West.....	1-0
Non-Division I.....	23-0
Ohio Valley.....	6-5
Pac-12.....	0-0
Patriot.....	0-1
Southeastern.....	1-8
Southland.....	2-0
Southwestern Athletic.....	2-0
Summit.....	2-0
Sun Belt.....	2-5
Western Athletic.....	1-0

Total.....	77-47
Home.....	52-7
Away.....	22-35
Neutral.....	3-5
vs. Top 25.....	1-12

Southeastern (1-8)

11/9 #23 LSU 97, UNCG 91
11/18 #10 Kentucky 92, VMI 82
11/26 Wofford 81, South Carolina 61
12/1 #9 Kentucky 78, UNCG 61
12/16 Ole Miss 90, Chattanooga 70
12/18 Florida 71, Mercer 63
12/19 #3 Tennessee 83, Samford 70
12/19 #17 Mississippi State 98, Wofford 87
12/21 LSU 75, #24 Furman 57

Southland (2-0)

11/20 ETSU 77, Sam Houston State 63
12/17 Samford 85, Houston Baptist 61

Southwestern Athletic (2-0)

11/19 UNCG 74, Prairie View A&M 66
12/9 Samford 77, Alabama A&M 59

Summit (2-0)

11/23 Samford 74, Purdue Fort Wayne 66
11/24 ETSU 79, North Dakota State 61

Sun Belt (2-5)

11/6 Georgia State 74, ETSU 68
11/13 Georgia State 62, Mercer 60
11/16 South Alabama 73, Chattanooga 54
11/27 ETSU 69, Georgia Southern 64
12/8 Georgia Southern 89, Mercer 74
12/9 Wofford 82, Coastal Carolina 71
12/12 Georgia State 95, Chattanooga 88

Western Athletic (1-0)

11/19 ETSU 86, Chicago State 61

Home teams underlined All times Eastern

2018-19 SoCon BASKETBALL SCHEDULES (ALL TIMES EASTERN)



The Citadel (12-15, 4-12 SoCon)

N6	at No. 22 Clemson (ACC Network Extra)	L, 80-100
N12	MID-ATLANTIC CHRISTIAN# (ESPN+)	W, 148-75
N14	JOHNSON UNIVERSITY# (ESPN3)	W, 137-60
N16	at Texas# (Longhorn Network)	L, 69-97
N20	at James Madison (Madison)	W, 91-82 (OT)
N24	at South Florida (ESPN3)	W, 84-81
N27	HIGH POINT (ESPN+)	W, 112-87
D1	*MERCER (ESPN+)	W, 79-69
D5	JOHNSON & WALES (ESPN3)	W, 127-93
D15	SOUTHEAST MISSOURI (ESPN+)	W, 86-74
D18	at Campbell (ESPN+)	W, 82-76
D29	LONGWOOD (ESPN3)	L, 94-110
J3	*at Wofford (ESPN+)	L, 81-112
J5	*at Furman (ESPN3)	L, 85-101
J10	*ETSU (ESPN+)	L, 73-98
J12	*WESTERN CAROLINA (Nexstar/ESPN+)	L, 82-94
J17	*at Samford (ESPN+)	L, 77-80
J19	*at Chattanooga (ESPN3)	L, 71-73
J24	*at UNCG (ESPN+)	L, 60-83
J26	*VMI (ESPN+)	W, 84-82
J31	*FURMAN (ESPN+)	L, 61-71
F2	*WOFFORD (Nexstar/ESPN3)	L, 61-99
F9	*at Mercer (ESPN3)	W, 67-61
F14	*at ETSU (ESPN3)	L, 83-91
F16	*at Western Carolina (ESPN+)	L, 82-103
F21	*CHATTANOOGA (ESPN3)	L, 65-68
F23	*SAMFORD (Nexstar/ESPN3)	W, 87-83 (OT)
F28	*UNCG (ESPN+)	7 p.m.
M2	*at VMI (Nexstar/ESPN+)	1 p.m.
M8-11	at SoCon Championship (Asheville, N.C.)	

* - Southern Conference game
- Continental Tire Las Vegas Invitational (campus sites)



ETSU (22-8, 12-5 SoCon)

N6	at Georgia State# (ESPN+)	L, 68-74
N8	HIWASSEE (ESPN+)	W, 109-44
N11	at Creighton# (FS1)	L, 69-75
N17	at Winthrop (ESPN+)	W, 76-74
N19	CHICAGO STATE# (ESPN+)	W, 86-61
N20	SAM HOUSTON STATE# (ESPN3)	W, 77-63
N24	NORTH DAKOTA STATE (ESPN+)	W, 79-61
N27	at Georgia Southern (ESPN+)	W, 69-64
D1	*at Wofford (ESPN+)	L, 62-79
D3	REINHARDT (ESPN3)	W, 107-60
D8	UT MARTIN (ESPN+)	W, 80-62
D15	at Illinois (Big Ten Network Plus)	L, 55-73
D21	vs. Wyoming%	W, 76-53
D22	vs. Norfolk State%	W, 89-61
D29	*FURMAN (ESPN+)	W, 79-56
J3	*SAMFORD (ESPN3)	W, 81-72 (OT)
J5	*CHATTANOOGA (ESPN+)	W, 96-70
J10	*at The Citadel (ESPN+)	W, 98-73
J12	*at Mercer (ESPN3)	W, 72-68 (OT)
J17	*VMI (ESPN+)	W, 85-82
J19	*UNCG (ESPN3)	L, 68-75
J26	*at Western Carolina (ESPN3)	W, 91-69
J31	*at Samford (ESPN3)	W, 74-66
F2	*at Chattanooga (ESPN3)	W, 77-64
F7	*WOFFORD (ESPN+)	L, 76-78 (OT)
F9	*at Furman (Nexstar/ESPN+)	L, 61-91
F14	*THE CITADEL (ESPN3)	W, 91-83
F16	*MERCER (ESPN3)	W, 88-69
F21	*at VMI (ESPN+)	W, 94-70
F24	*at UNCG (ESPN+)	L, 59-60
M2	*WESTERN CAROLINA (ESPN+)	4 p.m.
M8-11	at SoCon Championship (Asheville, N.C.)	

* - Southern Conference game
- Cayman Islands Classic (campus sites)
% - WestStar Bank Don Haskins Sun Bowl Inv. (El Paso, Texas)



Furman (22-6, 11-5 SoCon)

N6	BOB JONES (ESPN+)	W, 102-48
N9	at Loyola Chicago (NBCSC/ESPN3)	W, 60-58
N13	GARDNER-WEBB (ESPN+)	W, 88-86 (OT)
N15	NORTH GREENVILLE# (ESPN3)	W, 107-67
N17	at No. 8 Villanova# (FS2)	W, 76-68 (OT)
N21	SOUTHERN WESLEYAN# (ESPN3)	W, 74-57
N25	at UNC Asheville (ESPN+)	W, 65-51
D1	*WESTERN CAROLINA (ESPN+)	W, 90-88 (2OT)
D4	at Elon (Phoenix All-Access)	W, 98-77
D8	at USC Upstate (ESPN+)	W, 74-60
D11	CHARLESTON SOUTHERN (ESPN3)	W, 77-69
D15	UNCW (ESPN+)	W, 93-50
D21	at LSU (SEC Network+)	L, 57-75
D29	*at ETSU (ESPN+)	L, 56-79
J3	*MERCER (ESPN+)	W, 71-58
J5	*THE CITADEL (ESPN3)	W, 101-85
J10	*at VMI (ESPN3)	W, 89-57
J12	*at UNCG (ESPN3)	L, 79-89
J19	*at Wofford (Nexstar/ESPN3)	L, 54-59
J24	*CHATTANOOGA (ESPN+)	W, 73-58
J26	*SAMFORD (ESPN3)	L, 73-75
J31	*at The Citadel (ESPN+)	W, 71-61
F2	*at Mercer (ESPN+)	W, 74-63
F7	*at Western Carolina (ESPN3)	W, 64-45
F9	*ETSU (Nexstar/ESPN+)	W, 91-61
F14	*UNCG (ESPN+)	W, 67-57
F16	*VMI (ESPN3)	W, 96-62
F23	*WOFFORD (ESPN3)	L, 64-72
F28	*at Samford (ESPN+)	7:30 p.m.
M2	*at Chattanooga (ESPN+)	2 p.m.
M8-11	at SoCon Championship (Asheville, N.C.)	

* - Southern Conference game
- Advocare Invitational (campus sites)



Mercer (11-17, 6-10 SoCon)

N6	at UAB	L, 67-75
N9	PIEDMONT (ESPN3)	W, 105-52
N13	at Georgia State (ESPN+)	L, 60-62
N16	UT MARTIN# (ESPN3)	W, 77-60
N20	MARYLAND EASTERN SHORE# (ESPN+)	W, 80-42
N24	at NC State# (ACC Network Extra)	L, 74-78
N27	BREWTON-PARKER (ESPN3)	W, 90-65
D1	*at The Citadel (ESPN+)	L, 69-79
D5	at Florida Atlantic (CUSA.TV)	L, 64-68
D8	GEORGIA SOUTHERN (ESPN3)	L, 74-89
D18	at Florida (SEC Network)	L, 63-71
D21	UNCW (ESPN+)	W, 77-73
D29	vs. Harvard^	L, 67-71
J3	*at Furman (ESPN+)	L, 58-71
J5	*at Wofford (Nexstar/ESPN3)	L, 74-78
J10	*WESTERN CAROLINA (ESPN+)	W, 84-80
J12	*ETSU (ESPN3)	L, 68-72 (OT)
J17	*at Chattanooga (ESPN3)	L, 70-73
J19	*at Samford (ESPN3)	W, 93-87
J24	*VMI (ESPN+)	W, 88-68
J26	*at UNCG (ESPN+)	W, 81-88
J31	*WOFFORD (ESPN+)	L, 67-76
F2	*FURMAN (ESPN+)	L, 63-74
F9	*THE CITADEL (ESPN3)	L, 61-67
F14	*at Western Carolina (ESPN+)	W, 74-65
F16	*at ETSU (ESPN3)	L, 69-88
F21	*SAMFORD (ESPN+)	W, 65-62
F23	*CHATTANOOGA (ESPN3)	W, 74-69
F28	*at VMI (ESPN3)	7 p.m.
M2	*UNCG (ESPN+)	4:30 p.m.
M8-11	at SoCon Championship (Asheville, N.C.)	

* - Southern Conference game
- Wolfpack Classic (campus sites)
^ - Atlanta, Ga.



UNC Greensboro (24-5, 13-3 SoCon)

N6	at North Carolina A&T	W, 74-66
N9	at No. 23 LSU (SEC Network+)	L, 91-97
N13	at UNCW	W, 82-61
N16	JOHNSON & WALES# (SDN/Roku)	W, 105-57
N19	PRAIRIE VIEW A&M (ESPN+)	W, 74-66
N23	at Delaware# (YouTube)	W, 84-65
N24	vs. Louisiana Tech^	W, 80-73
N27	GREENSBORO COLLEGE# (SDN/Roku)	W, 111-33
D1	at No. 10 Kentucky (ESPN2)	L, 61-78
D7	at Elon (Phoenix All-Access)	W, 75-74
D12	COPPIN STATE (ESPN3)	W, 77-54
D15	NORTH ALABAMA& (ESPN+)	W, 53-48
D18	RADFORD (ESPN+)	W, 65-58
D22	*at Samford (ESPN+)	W, 83-75
D29	*CHATTANOOGA (ESPN+)	W, 85-72
J5	*at VMI (ESPN+)	W, 71-68
J10	*WOFFORD (ESPN3)	L, 43-72
J12	*FURMAN (ESPN3)	W, 89-79
J17	*at Western Carolina (ESPN+)	W, 69-60
J19	*at ETSU (ESPN3)	W, 75-68
J24	*THE CITADEL (ESPN+)	W, 83-60
J26	*MERCER (ESPN+)	W, 88-81
J31	*VMI (ESPN3)	W, 93-66
F7	*SAMFORD (ESPN+)	W, 75-67
F9	*at Chattanooga (ESPN+)	W, 78-63
F14	*at Furman (ESPN+)	L, 57-67
F16	*at Wofford (Nexstar/ESPN+)	L, 50-80
F21	*WESTERN CAROLINA (ESPN+)	W, 79-76 (OT)
F24	*ETSU (ESPN+)	W, 60-59
F28	*at The Citadel (ESPN+)	7 p.m.
M2	*at Mercer (ESPN+)	4:30 p.m.
M8-11	at SoCon Championship (Asheville, N.C.)	

* - Southern Conference game
- Delaware Invitational (campus sites)
^ - Delaware Invitational (Newark, Del.)
& - Fleming Gymnasium




Samford (16-13, 6-10 SoCon)

N6	NORTH ALABAMA (ESPN3)	W, 91-74
N9	JACKSONVILLE STATE (ESPN3)	W, 92-72
N12	KENNESAW STATE (ESPN+)	W, 74-60
N14	MILES COLLEGE (ESPN3)	W, 66-57
N18	at Cleveland State# (ESPN+)	W, 73-60
N20	at No. 23 Ohio State# (BigTen2Go)	L, 50-68
N23	at Purdue Fort Wayne# (Mastodon All-Access)	W, 74-66
N25	SOUTH CAROLINA STATE# (ESPN+)	W, 77-60
N29	BELMONT (ESPN+)	L, 93-99 (OT)
D9	at Alabama A&M	W, 77-59
D13	MOREHEAD STATE (ESPN+)	W, 77-72 (OT)
D17	HOUSTON BAPTIST (ESPN+)	W, 85-61
D19	at No. 3 Tennessee (SEC Network+)	L, 70-83
D22	*UNCG (ESPN+)	L, 75-83
D29	*VMI (ESPN3)	W, 96-68
J3	*at ETSU (ESPN3)	L, 72-81 (OT)
J5	*at Western Carolina (ESPN+)	L, 69-76
J12	*at Chattanooga (ESPN3)	L, 75-80
J17	*THE CITADEL (ESPN+)	W, 80-77
J19	*MERCER (ESPN3)	L, 87-93
J24	*at Wofford (ESPN+)	L, 106-107 (OT)
J26	*at Furman (ESPN3)	W, 75-73
J31	*ETSU (ESPN3)	L, 66-74
F2	*WESTERN CAROLINA (ESPN3)	W, 92-81
F7	*at UNCG (ESPN+)	L, 67-75
F9	*at VMI (ESPN+)	W, 84-77 (OT)
F16	*CHATTANOOGA (ESPN+)	W, 80-76 (OT)
F21	*at Mercer (ESPN+)	L, 62-65
F23	*at The Citadel (Nexstar/ESPN3)	L, 83-87 (OT)
F28	*FURMAN (ESPN+)	7:30 p.m.
M2	*WOFFORD (ESPN3)	2 p.m.
M8-11	at SoCon Championship (Asheville, N.C.)	

* - Southern Conference game
- Buckeye Basketball Classic (campus sites)


2018-19 SoCon BASKETBALL SCHEDULES (ALL TIMES EASTERN)



Chattanooga (12-17, 7-9 SoCon)

N6	at Charlotte (CUSA-TV)	W, 80-69
N10	EASTERN KENTUCKY	L, 78-81
N13	CUMBERLAND# (ESPN+)	W, 92-61
N16	at South Alabama# (ESPN+)	L, 54-73
N17	vs. Southeast Missouri^	L, 42-63
N18	vs. Jacksonville^	L, 66-74
N23	at No. 8 Michigan (Big Ten Network)	L, 55-83
N27	HIWASSEE (ESPN3)	W, 95-62
D1	TENNESSEE TECH (ESPN+)	W, 71-60
D9	*VMI (ESPN+)	W, 83-65
D12	at Georgia State (ESPN+)	L, 88-95
D16	at Ole Miss (SEC Network)	L, 70-90
D18	at UT Martin (ESPN+)	L, 72-75
D21	BRYAN (ESPN+)	W, 79-45
D29	*at UNCG (ESPN+)	L, 72-85
J3	*at Western Carolina (ESPN3)	W, 73-62
J5	*at ETSU (ESPN+)	L, 70-96
J12	*SAMFORD (ESPN3)	W, 80-75
J17	*MERCER (ESPN3)	W, 73-70
J19	*THE CITADEL (ESPN3)	W, 73-71
J24	*at Furman (ESPN+)	L, 58-73
J26	*at Wofford (Nexstar/ESPN+)	L, 69-80
J31	*WESTERN CAROLINA (ESPN+)	L, 96-105
F2	*ETSU (ESPN3)	L, 64-77
F7	*at VMI (ESPN3)	W, 71-70
F9	*UNCG (ESPN+)	L, 63-78
F16	*at Samford (ESPN+)	L, 76-80 (OT)
F21	*at The Citadel (ESPN3)	W, 68-65
F23	*at Mercer (ESPN3)	L, 69-74
F28	*WOFFORD (ESPN+)	7 p.m.
M2	*FURMAN (ESPN+)	2 p.m.
M8-11	at SoCon Championship (Asheville, N.C.)	


* - Southern Conference game
- Goldie and Herman Ungar Classic (campus sites)
^ - Goldie and Herman Ungar Classic (Mobile, Ala.)



VMI (8-20, 2-14 SoCon)

N6	WASHINGTON COLLEGE (SDN/Roku)	W, 89-56
N9	at Pittsburgh (ACC Network Extra)	L, 55-94
N11	GOUCHER# (SDN/Roku)	W, 98-34
N14	USC UPSTATE (ESPN+)	W, 78-72
N18	at No. 10 Kentucky# (SEC Network)	L, 82-92
N20	KENTUCKY CHRISTIAN# (ESPN3)	W, 106-80
N23	at Stetson (ESPN+)	W, 87-79 (OT)
N27	AMERICAN (ESPN3)	L, 64-74
D1	at Longwood (ESPN+)	L, 45-65
D5	at No. 15 Virginia Tech (ACC Network Extra)	L, 68-89
D9	*at Chattanooga (ESPN+)	L, 65-83
D12	at Presbyterian (ESPN+)	L, 70-103
D21	NORTH ALABAMA (ESPN+)	W, 89-68
D29	*at Samford (ESPN3)	L, 68-96
J5	*UNCG (ESPN+)	L, 68-71
J10	*FURMAN (ESPN3)	L, 57-89
J12	*WOFFORD (ESPN+)	L, 76-90
J17	*at ETSU (ESPN+)	L, 82-85
J19	*WESTERN CAROLINA (Nexstar/ESPN+)	W, 91-83
J24	*at Mercer (ESPN+)	L, 68-88
J26	*at The Citadel (ESPN+)	L, 82-84
J31	*at UNC (ESPN3)	L, 66-93
F7	*CHATTANOOGA (ESPN3)	L, 70-71
F9	*SAMFORD (ESPN+)	L, 77-84 (OT)
F14	*at Wofford (ESPN+)	L, 84-95
F16	*at Furman (ESPN3)	L, 62-96
F21	*ETSU (ESPN+)	L, 70-94
F23	*at Western Carolina (ESPN3)	W, 83-78
F28	*MERCER (ESPN3)	7 p.m.
M2	*THE CITADEL (Nexstar/ESPN+)	1 p.m.
M8-11	at SoCon Championship (Asheville, N.C.)	


* - Southern Conference game
- Ohio Valley Hardwood Showcase (campus sites)



Western Carolina (7-23, 4-13 SoCon)

N7	at Wright State# (ESPN+)	L, 73-96
N10	COLLEGE OF CHARLESTON (ESPN3)	L, 74-77
N14	at SMU# (PonyUp TV)	L, 65-98
N17	HIWASSEE	W, 94-55
N20	vs. Jacksonville State^ (CBS Digital)	L, 53-84
N21	vs. Southern Miss^ (CBS Digital)	L, 63-68
N24	JACKSONVILLE	W, 77-65
N27	at Wake Forest (ACC Network Extra)	L, 64-71
D1	*at Furman (ESPN+)	L, 88-90 (2OT)
D5	at NC State (ACC Network Extra)	L, 67-100
D8	at UNC Asheville (ESPN+)	W, 71-59
D15	at High Point (ESPN+)	L, 59-86
D18	at No. 23 Iowa (Big Ten Network)	L, 60-78
D21	at Bowling Green (WBGUTV)	L, 52-73
D29	*WOFFORD (ESPN+)	L, 54-74
J3	*CHATTANOOGA (ESPN3)	L, 62-73
J5	*SAMFORD (ESPN+)	W, 76-69
J10	*at Mercer (ESPN+)	L, 80-84
J12	*at The Citadel (Nexstar/ESPN+)	W, 94-82
J17	*UNCG (ESPN+)	L, 60-69
J19	*at VMI (Nexstar/ESPN+)	L, 83-91
J26	*ETSU (ESPN3)	L, 69-91
J31	*at Chattanooga (ESPN+)	W, 105-96
F2	*at Samford (ESPN3)	L, 81-92
F7	*FURMAN (ESPN3)	L, 45-64
F9	*at Wofford (ESPN+)	L, 56-83
F14	*MERCER (ESPN+)	L, 65-74
F16	*THE CITADEL (ESPN+)	W, 103-82
F21	*at UNCG (ESPN+)	L, 76-79 (OT)
F23	*VMI (ESPN3)	L, 78-83
M2	*at ETSU (ESPN+)	4 p.m.
M8-11	at SoCon Championship (Asheville, N.C.)	

* - Southern Conference game
- Cancun Challenge (campus sites)
^ - Cancun Challenge (Cancun, Mexico)



Wofford (24-4, 16-0 SoCon)

N6	No. 8 NORTH CAROLINA (ESPN2)	L, 67-78
N10	at High Point (ESPN+)	W, 68-60
N13	CARVER (SDN/Roku)	W, 95-34
N16	at Stanford# (Pac-12 Networks)	canc.
N18	at Oklahoma# (Fox Sports Oklahoma)	L, 64-75
N21	COPPIN STATE# (ESPN3)	W, 98-65
N23	MARS HILL# (SDN/Roku)	W, 97-46
N26	at South Carolina (SEC Network+)	W, 81-61
D1	*ETSU (ESPN+)	W, 79-62
D4	at No. 2 Kansas (ESPN+)	L, 47-72
D6	KENTUCKY CHRISTIAN (SDN/Roku)	W, 112-58
D9	COASTAL CAROLINA (ESPN+)	W, 82-71
D15	UNC ASHEVILLE (ESPN+)	W, 92-49
D19	at No. 17 Mississippi State (SEC Network+)	L, 87-98
D29	*at Western Carolina (ESPN+)	W, 74-54
J3	*THE CITADEL (ESPN+)	W, 112-81
J5	*MERCER (Nexstar/ESPN3)	W, 78-74
J10	*at UNCG (ESPN3)	W, 72-43
J12	*at VMI (ESPN+)	W, 90-76
J19	*FURMAN (Nexstar/ESPN3)	W, 59-54
J24	*SAMFORD (ESPN+)	W, 107-106 (OT)
J26	*CHATTANOOGA (Nexstar/ESPN+)	W, 80-69
J31	*at Mercer (ESPN+)	W, 76-67
F2	*at The Citadel (Nexstar/ESPN3)	W, 99-61
F7	*at ETSU (ESPN+)	W, 78-76 (OT)
F9	*WESTERN CAROLINA (ESPN+)	W, 83-56
F14	*VMI (ESPN+)	W, 95-84
F16	*UNCG (Nexstar/ESPN+)	W, 80-50
F23	*at Furman (ESPN3)	W, 72-64
F28	*at Chattanooga (ESPN+)	7 p.m.
M2	*at Samford (ESPN3)	2 p.m.
M8-11	at SoCon Championship (Asheville, N.C.)	

* - Southern Conference game
- Bad Boy Mowers Battle 4 Atlantis (campus sites)

Southern Conference men's basketball media relations information

The Citadel (CitadelSports.com) Milledge Austin (maustin7@citadel.edu) Office: 843-953-6567	Chattanooga (GoMocs.com) Jim Horten (james-horten@utc.edu) Office: 423-425-2350
ETSU (ETSUBucs.com) Kevin Brown (brownk@etsu.edu) Office: 423-439-5263	VMI (VMIKeydets.com) Wade Branner (brannerwh@vmi.edu) Office: 540-464-7515
Furman (FurmanPaladins.com) Jordan Caskey (jordan.caskey@furman.edu) Office: 864-294-3065	Western Carolina (CatamountSports.com) Steven Grandy (sgrandy@email.wcu.edu) Office: 828-227-2655
Mercer (MercerBears.com) Will Tharp (tharp_wb@mercer.edu) Office: 478-301-5218	Wofford (WoffordTerriers.com) Phil Marcello (marcellopr@wofford.edu) Office: 864-597-4092
UNC Greensboro (UNCGSpartans.com) Stephen Czarda (s_czarda@uncg.edu) Office: 336-334-5615	Southern Conference (SoConSports.com) Phil Perry (pperry@socon.org) Office: 864-591-5100 // Cell: 864-525-5174
Samford (SamfordSports.com) Joey Mullins (jimmulli1@samford.edu) Office: 205-726-2799	

2018-19 Southern Conference
CONFERENCE BASKETBALL STATISTICS
Through games of Feb 26, 2019 (All games)

SCORING OFFENSE	G	W-L	Pts	Avg/G
1. The Citadel	27	12-15	2308	85.5
2. Wofford	28	24-4	2324	83.0
3. ETSU	30	22-8	2392	79.7
4. Samford	29	16-13	2268	78.2
5. Furman	28	22-6	2184	78.0
6. UNC Greensboro	29	24-5	2210	76.2
7. VMI	28	8-20	2100	75.0
8. Mercer	28	11-17	2056	73.4
9. Chattanooga	29	12-17	2100	72.4
10. Western Carolina	30	7-23	2147	71.6

SCORING DEFENSE	G	Pts	Avg/G
1. Furman	28	1835	65.5
2. Wofford	28	1845	65.9
3. UNC Greensboro	29	1943	67.0
4. ETSU	30	2050	68.3
5. Mercer	28	2003	71.5
6. Chattanooga	29	2157	74.4
7. Samford	29	2164	74.6
8. Western Carolina	30	2386	79.5
9. VMI	28	2286	81.6
10. The Citadel	27	2303	85.3

SCORING MARGIN	G	Offense	Defense	Margin
1. Wofford	28	83.0	65.9	+17.1
2. Furman	28	78.0	65.5	+12.5
3. ETSU	30	79.7	68.3	+11.4
4. UNC Greensboro	29	76.2	67.0	+9.2
5. Samford	29	78.2	74.6	+3.6
6. Mercer	28	73.4	71.5	+1.9
7. The Citadel	27	85.5	85.3	+0.2
8. Chattanooga	29	72.4	74.4	-2.0
9. VMI	28	75.0	81.6	-6.6
10. Western Carolina	30	71.6	79.5	-8.0

FREE THROW PCT	G	FTM	FTA	Pct.
1. The Citadel	27	365	495	.737
2. Samford	29	424	586	.724
3. VMI	28	357	498	.717
4. Furman	28	310	441	.703
5. Wofford	28	324	462	.701
6. Mercer	28	419	598	.701
7. UNC Greensboro	29	368	526	.700
8. Chattanooga	29	292	424	.689
9. ETSU	30	368	545	.675
10. Western Carolina	30	393	591	.665

FIELD GOAL PERCENTAGE	G	FGM	FGA	Pct.
1. Wofford	28	845	1725	.490
2. ETSU	30	893	1836	.486
3. Samford	29	808	1704	.474
4. Furman	28	794	1675	.474
5. UNC Greensboro	29	810	1767	.458
6. Western Carolina	30	738	1622	.455
7. Mercer	28	714	1582	.451
8. Chattanooga	29	769	1715	.448
9. The Citadel	27	810	1813	.447
10. VMI	28	735	1734	.424

FIELD GOAL PCT DEFENSE	G	FGM	FGA	Pct.
1. Samford	29	762	1842	.414
2. Furman	28	688	1649	.417
3. ETSU	30	722	1701	.424
4. Wofford	28	655	1518	.431
5. UNC Greensboro	29	686	1579	.434
6. Mercer	28	694	1594	.435
7. Chattanooga	29	780	1718	.454
8. The Citadel	27	815	1787	.456
9. VMI	28	819	1732	.473
10. Western Carolina	30	848	1779	.477

3-POINT FG PCT	G	3FGM	3FGA	Pct.
1. Wofford	28	310	747	.415
2. Samford	29	228	592	.385
3. Chattanooga	29	270	728	.371
4. Western Carolina	30	278	753	.369
5. Furman	28	286	793	.361
6. ETSU	30	238	667	.357
7. VMI	28	273	778	.351
8. Mercer	28	209	609	.343
9. UNC Greensboro	29	222	655	.339
10. The Citadel	27	323	957	.338

3-POINT FG PCT DEFENSE	G	3FGM	3FGA	Pct.
1. Furman	28	204	648	.315
2. Western Carolina	30	217	674	.322
3. Mercer	28	257	750	.343
4. Wofford	28	210	612	.343
5. Samford	29	278	802	.347
6. UNC Greensboro	29	207	596	.347
7. Chattanooga	29	216	605	.357
8. The Citadel	27	303	835	.363
9. ETSU	30	254	698	.364
10. VMI	28	248	678	.366

REBOUNDING OFFENSE	G	Rebounds	Avg/G
1. ETSU	30	1224	40.8
2. Samford	29	1080	37.2
3. The Citadel	27	1004	37.2
4. Furman	28	1009	36.0
5. Western Carolina	30	1068	35.6
6. Wofford	28	983	35.1
7. VMI	28	978	34.9
8. UNC Greensboro	29	1000	34.5
9. Mercer	28	963	34.4
10. Chattanooga	29	995	34.3

REBOUNDING DEFENSE	G	Rebounds	Avg/G
1. Wofford	28	792	28.3
2. ETSU	30	873	29.1
3. Western Carolina	30	971	32.4
4. Furman	28	952	34.0
5. UNC Greensboro	29	989	34.1
6. Mercer	28	988	35.3
7. Chattanooga	29	1047	36.1
8. Samford	29	1071	36.9
9. VMI	28	1092	39.0
10. The Citadel	27	1109	41.1

2018-19 Southern Conference
CONFERENCE BASKETBALL STATISTICS
Through games of Feb 26, 2019 (All games)

REBOUNDING MARGIN	G	Team	Avg.	Opp.	Avg.	Margin
1.	ETSU	30	1224	40.8	873	29.1 +11.7
2.	Wofford	28	983	35.1	792	28.3 +6.8
3.	Western Carolina	30	1068	35.6	971	32.4 +3.2
4.	Furman	28	1009	36.0	952	34.0 +2.0
5.	UNC Greensboro	29	1000	34.5	989	34.1 +0.4
6.	Samford	29	1080	37.2	1071	36.9 +0.3
7.	Mercer	28	963	34.4	988	35.3 -0.9
8.	Chattanooga	29	995	34.3	1047	36.1 -1.8
9.	The Citadel	27	1004	37.2	1109	41.1 -3.9
10.	VMI	28	978	34.9	1092	39.0 -4.1

BLOCKED SHOTS	G	No.	Avg/G
1.	Furman	28	119 4.3
2.	UNC Greensboro	29	112 3.9
3.	ETSU	30	114 3.8
4.	Samford	29	110 3.8
5.	The Citadel	27	102 3.8
6.	Wofford	28	84 3.0
7.	Chattanooga	29	73 2.5
8.	Mercer	28	70 2.5
9.	VMI	28	51 1.8
10.	Western Carolina	30	49 1.6

ASSISTS	G	No.	Avg/G
1.	Furman	28	448 16.0
2.	ETSU	30	475 15.8
3.	The Citadel	27	418 15.5
4.	Wofford	28	433 15.5
5.	Samford	29	408 14.1
6.	VMI	28	380 13.6
7.	Chattanooga	29	388 13.4
8.	UNC Greensboro	29	376 13.0
9.	Mercer	28	356 12.7
10.	Western Carolina	30	366 12.2

STEALS	G	No.	Avg/G
1.	UNC Greensboro	29	259 8.9
2.	Furman	28	250 8.9
3.	ETSU	30	224 7.5
4.	Samford	29	208 7.2
5.	The Citadel	27	191 7.1
6.	VMI	28	194 6.9
7.	Wofford	28	193 6.9
8.	Mercer	28	185 6.6
9.	Chattanooga	29	124 4.3
10.	Western Carolina	30	127 4.2

TURNOVER MARGIN	G	Team	Avg.	Opp.	Avg.	Margin
1.	UNC Greensboro	29	340	11.7	501	17.3 +5.6
2.	Wofford	28	300	10.7	395	14.1 +3.4
3.	Furman	28	353	12.6	413	14.8 +2.1
4.	Mercer	28	361	12.9	404	14.4 +1.5
5.	The Citadel	27	344	12.7	378	14.0 +1.3
6.	VMI	28	359	12.8	366	13.1 +0.2
7.	ETSU	30	429	14.3	430	14.3 +0.0
8.	Samford	29	416	14.3	391	13.5 -0.9
9.	Chattanooga	29	367	12.7	330	11.4 -1.3
10.	Western Carolina	30	552	18.4	317	10.6 -7.8

ASSIST/TURNOVER RATIO	G	Ast.	Avg.	T/O	Avg.	Ratio
1.	Wofford	28	433	15.5	300	10.7 1.4
2.	Furman	28	448	16.0	353	12.6 1.3
3.	The Citadel	27	418	15.5	344	12.7 1.2
4.	ETSU	30	475	15.8	429	14.3 1.1
5.	UNC Greensboro	29	376	13.0	340	11.7 1.1
6.	VMI	28	380	13.6	359	12.8 1.1
7.	Chattanooga	29	388	13.4	367	12.7 1.1
8.	Mercer	28	356	12.7	361	12.9 1.0
9.	Samford	29	408	14.1	416	14.3 1.0
10.	Western Carolina	30	366	12.2	552	18.4 0.7

OFFENSIVE REBOUNDS	G	No.	Avg/G
1.	ETSU	30	402 13.4
2.	UNC Greensboro	29	325 11.2
3.	Wofford	28	302 10.8
4.	The Citadel	27	290 10.7
5.	Furman	28	286 10.2
6.	Mercer	28	280 10.0
7.	Western Carolina	30	288 9.6
8.	Samford	29	274 9.4
9.	VMI	28	258 9.2
10.	Chattanooga	29	255 8.8

DEFENSIVE REBOUNDS	G	No.	Avg/G
1.	Samford	29	806 27.8
2.	ETSU	30	822 27.4
3.	The Citadel	27	714 26.4
4.	Western Carolina	30	780 26.0
5.	Furman	28	723 25.8
6.	VMI	28	720 25.7
7.	Chattanooga	29	740 25.5
8.	Mercer	28	683 24.4
9.	Wofford	28	681 24.3
10.	UNC Greensboro	29	675 23.3

DEFENSIVE REB PCT.	G	D-Reb	Opp. OR	D-Reb%
1.	ETSU	30	822	240 .774
2.	Wofford	28	681	204 .769
3.	Western Carolina	30	780	271 .742
4.	Chattanooga	29	740	277 .728
5.	VMI	28	720	278 .721
6.	Furman	28	723	288 .715
7.	UNC Greensboro	29	675	291 .699
8.	Samford	29	806	362 .690
9.	The Citadel	27	714	330 .684
10.	Mercer	28	683	317 .683

OFFENSIVE REB PCT.	G	O-Reb	Opp. DR	O-Reb%
1.	ETSU	30	402	633 .388
2.	Wofford	28	302	588 .339
3.	UNC Greensboro	29	325	698 .318
4.	Furman	28	286	664 .301
5.	Mercer	28	280	671 .294
6.	Western Carolina	30	288	700 .291
7.	Samford	29	274	709 .279
8.	The Citadel	27	290	779 .271
9.	Chattanooga	29	255	770 .249
10.	VMI	28	258	814 .241

2018-19 Southern Conference
CONFERENCE BASKETBALL STATISTICS
Through games of Feb 26, 2019 (All games)

3-POINT FG MADE	G	No.	Avg/G
1. The Citadel	27	323	12.0
2. Wofford	28	310	11.1
3. Furman	28	286	10.2
4. VMI	28	273	9.8
5. Chattanooga	29	270	9.3
6. Western Carolina	30	278	9.3
7. ETSU	30	238	7.9
8. Samford	29	228	7.9
9. UNC Greensboro	29	222	7.7
10. Mercer	28	209	7.5

2018-19 Southern Conference
CONFERENCE BASKETBALL STATISTICS
Through games of Feb 26, 2019 (All games)

Team	Conference	Pct.	PF	PA	Overall	Pct.	PF	PA	Current unbeaten streak
Wofford	16-0	1.000	83.4	67.3	24-4	.857	83.0	65.9	Wofford -- 15
UNC Greensboro	13-3	.812	73.6	69.6	24-5	.828	76.2	67.0	Mercer -- 2
ETSU	12-5	.706	79.5	72.1	22-8	.733	79.7	68.3	UNC Greensboro -- 2
Furman	11-5	.688	75.8	66.8	22-6	.786	78.0	65.5	The Citadel -- 1
Chattanooga	7-9	.438	72.4	76.6	12-17	.414	72.4	74.4	VMI -- 1
Samford	6-10	.375	79.3	79.6	16-13	.552	78.2	74.6	
Mercer	6-10	.375	72.4	74.8	11-17	.393	73.4	71.5	
The Citadel	4-12	.250	74.9	85.5	12-15	.444	85.5	85.3	
Western Carolina	4-13	.235	75.0	80.9	7-23	.233	71.6	79.5	
VMI	2-14	.125	73.1	86.2	8-20	.286	75.0	81.6	

TEAM SUMMARIES	G	PF-PA	Avg score	Margin	FG-FGA	Pct.	3FG-FGA	Pct.	FT-FTA	Pct.	RebF	RebA	Margin
Chattanooga	29	2100-2157	72.4-74.4	-2.0	769-1715	.448	270-728	.371	292-424	.689	995	1047	-1.8
ETSU	30	2392-2050	79.7-68.3	+11.4	893-1836	.486	238-667	.357	368-545	.675	1224	873	+11.7
Furman	28	2184-1835	78.0-65.5	+12.5	794-1675	.474	286-793	.361	310-441	.703	1009	952	+2.0
Mercer	28	2056-2003	73.4-71.5	+1.9	714-1582	.451	209-609	.343	419-598	.701	963	988	-0.9
Samford	29	2268-2164	78.2-74.6	+3.6	808-1704	.474	228-592	.385	424-586	.724	1080	1071	+0.3
The Citadel	27	2308-2303	85.5-85.3	+0.2	810-1813	.447	323-957	.338	365-495	.737	1004	1109	-3.9
UNC Greensboro	29	2210-1943	76.2-67.0	+9.2	810-1767	.458	222-655	.339	368-526	.700	1000	989	+0.4
VMI	28	2100-2286	75.0-81.6	-6.6	735-1734	.424	273-778	.351	357-498	.717	978	1092	-4.1
Western Carolina	30	2147-2386	71.6-79.5	-8.0	738-1622	.455	278-753	.369	393-591	.665	1068	971	+3.2
Wofford	28	2324-1845	83.0-65.9	+17.1	845-1725	.490	310-747	.415	324-462	.701	983	792	+6.8

ATTENDANCE	Home	Average	Away	Average	Neutral	Average	Total	Average
Chattanooga	12-37496	3125	15-45634	3042	2-0	0	29-83130	2867
ETSU	14-60914	4351	14-56194	4014	2-4011	2006	30-121119	4037
Furman	15-28825	1922	13-45822	3525	0-0	0	28-74647	2666
Mercer	14-33966	2426	13-43835	3372	1-2504	2504	28-80305	2868
Samford	15-16466	1098	14-49370	3526	0-0	0	29-65836	2270
The Citadel	14-15100	1079	13-46055	3543	0-0	0	27-61155	2265
UNC Greensboro	15-41764	2784	13-60706	4670	1-172	172	29-102642	3539
VMI	13-11100	854	15-57623	3842	0-0	0	28-68723	2454
Western Carolina	12-18794	1566	16-53288	3330	2-0	0	30-72082	2403
Wofford	16-37880	2368	12-51523	4294	0-0	0	28-89403	3193
Totals	140-302305	2159	138-510050	3696	8-6687	836	286-819042	2864

2018-19 Southern Conference
INDIVIDUAL BASKETBALL STATISTICS
Through games of Feb 26, 2019 (All games)

To be ranked, a player must appear in at least 75.0% of their team's games.

SCORING							REBOUNDING						
	Cl	G	FG	3FG	FT	Pts Avg/G		Cl	G	Off	Def	Total	Avg/G
1. Bubba Parham-VMI	So	28	181	97	118	577 20.6	1. Jeromy Rodriguez-ETSU	Jr	30	106	230	336	11.2
2. Fletcher Magee-WOF	Sr	28	178	126	84	566 20.2	2. Carlos Dotson-WCU	Jr	29	90	182	272	9.4
3. Lew Stallworth-CIT	Sr	27	207	30	101	545 20.2	3. Matt Rafferty-FUR	Sr	28	73	176	249	8.9
4. Ross Cummings-MER	So	28	149	94	109	501 17.9	4. Ruben Guerrero-SAM	Sr	29	98	148	246	8.5
5. Matt Rafferty-FUR	Sr	28	181	8	116	486 17.4	5. Robert Allen-SAM	Fr	29	53	184	237	8.2
6. Josh Sharkey-SAM	Jr	29	158	28	143	487 16.8	6. Mladen Armus-ETSU	So	30	81	158	239	8.0
7. Francis Alonso-UNCG	Sr	29	151	75	106	483 16.7	7. James Dickey-UNCG	Jr	23	58	122	180	7.8
8. Jordan Lyons-FUR	Jr	28	160	89	46	455 16.3	8. Cameron Jackson-WOF	Sr	28	75	133	208	7.4
9. Isaiah Miller-UNCG	So	29	183	20	48	434 15.0	9. Zane Najdawi-CIT	Sr	27	63	133	196	7.3
10. Cameron Jackson-WOF	Sr	28	162	7	83	414 14.8	10. Keve Aluma-WOF	So	28	79	116	195	7.0
11. Kevin Easley-UTC	Fr	27	149	46	54	398 14.7	11. Kevin Easley-UTC	Fr	27	46	129	175	6.5
12. Zane Najdawi-CIT	Sr	27	133	23	86	375 13.9	12. Garrett Gilkeson-VMI	Jr	28	49	125	174	6.2
13. Carlos Dotson-WCU	Jr	29	158	0	79	395 13.6	13. Clay Mounce-FUR	So	28	44	122	166	5.9
14. Ruben Guerrero-SAM	Sr	29	166	0	60	392 13.5	14. Tyler Creamer-VMI	Jr	26	42	110	152	5.8
15. Kameron Gibson-WCU	Fr	30	143	70	33	389 13.0	15. Fardaws Aimaq-MER	Fr	26	63	81	144	5.5
16. Nathan Hoover-WOF	Jr	28	118	70	57	363 13.0	16. Ethan Stair-MER	Jr	28	37	112	149	5.3
17. Brandon Austin-SAM	Jr	29	129	80	37	375 12.9	17. Lew Stallworth-CIT	Sr	27	10	129	139	5.1
18. Matt Frierson-CIT	Sr	26	95	94	42	326 12.5	18. Onno Steger-WCU	Jr	30	41	109	150	5.0
19. Myron Gordon-SAM	Jr	29	111	31	99	352 12.1	Myles Lewis-VMI	So	28	50	90	140	5.0
20. Matt Halvorsen-WCU	So	30	99	75	83	356 11.9	20. Eric Hamilton-UNCG	Jr	29	44	96	140	4.8
21. Jeromy Rodriguez-ETSU	Jr	30	145	0	61	351 11.7							
22. Ethan Stair-MER	Jr	28	112	44	56	324 11.6							
23. Onno Steger-WCU	Jr	30	110	63	63	346 11.5							
24. Kaiden Rice-CIT	So	27	110	69	20	309 11.4							
25. Tray Boyd III-ETSU	Jr	30	131	68	12	342 11.4							
26. Patrick Good-ETSU	So	29	101	86	39	327 11.3							
27. Donovan Toatley-UTC	Fr	26	106	25	56	293 11.3							
28. Clay Mounce-FUR	So	28	117	45	31	310 11.1							
29. Myles Lewis-VMI	So	28	124	2	51	301 10.8							
30. Garrett Gilkeson-VMI	Jr	28	99	43	53	294 10.5							

FIELD GOAL PCT						ASSISTS			
	Cl	G	FGM	FGA	Pct.		Cl	G	No. Avg/G
1. Matt Rafferty-FUR	Sr	28	181	288	.628	1. Josh Sharkey-SAM	Jr	29	218 7.5
2. Carlos Dotson-WCU	Jr	29	158	260	.608	2. Lew Stallworth-CIT	Sr	27	164 6.1
3. Ruben Guerrero-SAM	Sr	29	166	280	.593	3. Matt Rafferty-FUR	Sr	28	116 4.1
4. Cameron Jackson-WOF	Sr	28	162	277	.585	4. Demetrius Troy-UNCG	Sr	29	118 4.1
5. Lew Stallworth-CIT	Sr	27	207	386	.536	5. Marcus Cohen-MER	So	26	97 3.7
6. Isaiah Miller-UNCG	So	29	183	363	.504	6. Alex Hunter-FUR	So	28	95 3.4
7. Kevin Easley-UTC	Fr	27	149	324	.460	7. Bubba Parham-VMI	So	28	92 3.3
8. Josh Sharkey-SAM	Jr	29	158	358	.441	8. Storm Murphy-WOF	So	27	87 3.2
9. Ross Cummings-MER	So	28	149	340	.438	9. Donovan Toatley-UTC	Fr	26	80 3.1
10. Fletcher Magee-WOF	Sr	28	178	411	.433	10. Isaiah Tisdale-ETSU	Jr	29	87 3.0
11. Francis Alonso-UNCG	Sr	29	151	358	.422	11. Garrett Gilkeson-VMI	Jr	28	79 2.8
12. Bubba Parham-VMI	So	28	181	436	.415	12. Matt Halvorsen-WCU	So	30	83 2.8
13. Jordan Lyons-FUR	Jr	28	160	403	.397	13. Cameron Jackson-WOF	Sr	28	74 2.6
						14. Bo Hodges-ETSU	So	25	66 2.6
						15. Francis Alonso-UNCG	Sr	29	74 2.6

2018-19 Southern Conference
INDIVIDUAL BASKETBALL STATISTICS
Through games of Feb 26, 2019 (All games)

FREE THROW PCT					
	Cl	G	FTM	FTA	Pct.
1. Fletcher Magee-WOF	Sr	28	84	91	.923
2. Francis Alonso-UNCG	Sr	29	106	121	.876
3. Matt Halvorsen-WCU	So	30	83	96	.865
4. Myron Gordon-SAM	Jr	29	99	117	.846
5. Ross Cummings-MER	So	28	109	132	.826
6. Bubba Parham-VMI	So	28	118	154	.766
7. Matt Rafferty-FUR	Sr	28	116	152	.763
8. Josh Sharkey-SAM	Jr	29	143	193	.741
9. Lew Stallworth-CIT	Sr	27	101	137	.737
10. Zane Najdawi-CIT	Sr	27	86	117	.735
11. Jaylen Stowe-MER	Sr	28	70	97	.722
12. Cameron Jackson-WOF	Sr	28	83	135	.615
13. Carlos Dotson-WCU	Jr	29	79	157	.503

STEALS				
	Cl	G	No.	Avg/G
1. Isaiah Miller-UNCG	So	29	87	3.0
2. Josh Sharkey-SAM	Jr	29	78	2.7
3. Matt Rafferty-FUR	Sr	28	74	2.6
4. Ethan Stair-MER	Jr	28	46	1.6
5. Cameron Jackson-WOF	Sr	28	46	1.6
6. Garrett Gilkeson-VMI	Jr	28	45	1.6
7. Jeromy Rodriguez-ETSU	Jr	30	41	1.4
8. James Dickey-UNCG	Jr	23	30	1.3
9. Jordan Lyons-FUR	Jr	28	35	1.3
10. Myles Lewis-VMI	So	28	35	1.3
11. Demetrius Troy-UNCG	Sr	29	35	1.2
12. Brandon Austin-SAM	Jr	29	34	1.2
13. Francis Alonso-UNCG	Sr	29	33	1.1
14. Bo Hodges-ETSU	So	25	26	1.0
15. Isaiah Tisdale-ETSU	Jr	29	30	1.0

3-POINT FG PCT					
	Cl	G	3FG	FGA	Pct.
1. Storm Murphy-WOF	So	27	42	85	.494
2. Garrett Gilkeson-VMI	Jr	28	43	96	.448
3. Nathan Hoover-WOF	Jr	28	70	158	.443
4. Clay Mounce-FUR	So	28	45	102	.441
5. Brandon Austin-SAM	Jr	29	80	187	.428
6. Andrew Brown-FUR	Sr	21	34	80	.425
7. Fletcher Magee-WOF	Sr	28	126	304	.414
8. Ross Cummings-MER	So	28	94	231	.407
9. Kyrin Galloway-UNCG	Jr	29	44	109	.404
10. Ethan Stair-MER	Jr	28	44	109	.404
11. David Jean-Baptiste-UTC	So	28	43	107	.402
12. Patrick Good-ETSU	So	29	86	215	.400
13. Kevin Easley-UTC	Fr	27	46	115	.400
14. Kameron Gibson-WCU	Fr	30	70	178	.393
15. Bubba Parham-VMI	So	28	97	253	.383

3-POINT FG MADE				
	Cl	G	3FG	Avg/G
1. Fletcher Magee-WOF	Sr	28	126	4.5
2. Matt Frierson-CIT	Sr	26	94	3.6
3. Bubba Parham-VMI	So	28	97	3.5
4. Ross Cummings-MER	So	28	94	3.4
5. Jordan Lyons-FUR	Jr	28	89	3.2
6. Patrick Good-ETSU	So	29	86	3.0
7. Brandon Austin-SAM	Jr	29	80	2.8
8. Francis Alonso-UNCG	Sr	29	75	2.6
9. Kaiden Rice-CIT	So	27	69	2.6
10. Matt Halvorsen-WCU	So	30	75	2.5
11. Nathan Hoover-WOF	Jr	28	70	2.5
12. Kameron Gibson-WCU	Fr	30	70	2.3
13. Tray Boyd III-ETSU	Jr	30	68	2.3
14. Onno Steger-WCU	Jr	30	63	2.1
15. Jerry Johnson Jr.-UTC	Jr	29	53	1.8

BLOCKED SHOTS				
	Cl	G	No.	Avg/G
1. Ruben Guerrero-SAM	Sr	29	63	2.2
2. James Dickey-UNCG	Jr	23	46	2.0
3. Zane Najdawi-CIT	Sr	27	53	2.0
4. Matt Rafferty-FUR	Sr	28	32	1.1
5. Cameron Jackson-WOF	Sr	28	31	1.1
6. Clay Mounce-FUR	So	28	31	1.1
7. Mladen Armus-ETSU	So	30	31	1.0
8. Kyrin Galloway-UNCG	Jr	29	26	0.9
9. Victor Bafutto-MER	So	27	22	0.8
10. Robert Allen-SAM	Fr	29	23	0.8
11. Keve Aluma-WOF	So	28	22	0.8
12. Fardaws Aimaq-MER	Fr	26	20	0.8
13. Noah Gurley-FUR	Fr	26	19	0.7
14. Jeromy Rodriguez-ETSU	Jr	30	19	0.6
15. Jake Stephens-VMI	Fr	28	17	0.6

ASSIST/TURNOVER RATIO					
	Cl	G	Ast.	T/O	Ratio
1. Alex Hunter-FUR	So	28	95	30	3.2
2. Isaiah Tisdale-ETSU	Jr	29	87	29	3.0
3. Storm Murphy-WOF	So	27	87	35	2.5
4. Demetrius Troy-UNCG	Sr	29	118	54	2.2
5. Matt Rafferty-FUR	Sr	28	116	55	2.1
6. Marcus Cohen-MER	So	26	97	55	1.8
7. Lew Stallworth-CIT	Sr	27	164	93	1.8
8. Josh Sharkey-SAM	Jr	29	218	150	1.5
9. Donovan Toatley-UTC	Fr	26	80	59	1.4
10. Bubba Parham-VMI	So	28	92	77	1.2

2018-19 Southern Conference
INDIVIDUAL BASKETBALL STATISTICS
Through games of Feb 26, 2019 (All games)

OFFENSIVE REBOUNDS			
	Cl	G	No. Avg/G
1. Jeromy Rodriguez-ETSU	Jr	30	106 3.5
2. Ruben Guerrero-SAM	Sr	29	98 3.4
3. Carlos Dotson-WCU	Jr	29	90 3.1
4. Keve Aluma-WOF	So	28	79 2.8
5. Mladen Armus-ETSU	So	30	81 2.7
6. Cameron Jackson-WOF	Sr	28	75 2.7
7. Matt Rafferty-FUR	Sr	28	73 2.6
8. James Dickey-UNCG	Jr	23	58 2.5
9. Fardaws Aimaq-MER	Fr	26	63 2.4
10. Zane Najdawi-CIT	Sr	27	63 2.3
11. Chevez Goodwin-WOF	So	28	58 2.1
12. Robert Allen-SAM	Fr	29	53 1.8
13. Myles Lewis-VMI	So	28	50 1.8
14. Garrett Gilkeson-VMI	Jr	28	49 1.8
15. Kevin Easley-UTC	Fr	27	46 1.7

DEFENSIVE REBOUNDS			
	Cl	G	No. Avg/G
1. Jeromy Rodriguez-ETSU	Jr	30	230 7.7
2. Robert Allen-SAM	Fr	29	184 6.3
3. Matt Rafferty-FUR	Sr	28	176 6.3
4. Carlos Dotson-WCU	Jr	29	182 6.3
5. James Dickey-UNCG	Jr	23	122 5.3
6. Mladen Armus-ETSU	So	30	158 5.3
7. Ruben Guerrero-SAM	Sr	29	148 5.1
8. Zane Najdawi-CIT	Sr	27	133 4.9
9. Kevin Easley-UTC	Fr	27	129 4.8
Lew Stallworth-CIT	Sr	27	129 4.8
11. Cameron Jackson-WOF	Sr	28	133 4.8
12. Garrett Gilkeson-VMI	Jr	28	125 4.5
13. Clay Mounce-FUR	So	28	122 4.4
14. Tyler Creammer-VMI	Jr	26	110 4.2
15. Keve Aluma-WOF	So	28	116 4.1

MINUTES PLAYED			
	Cl	G	No. Avg/G
1. Josh Sharkey-SAM	Jr	29	1042 35.9
2. Matt Halvorsen-WCU	So	30	1017 33.9
3. Bubba Parham-VMI	So	28	945 33.8
4. Ross Cummings-MER	So	28	935 33.4
5. Matt Rafferty-FUR	Sr	28	929 33.2
6. Lew Stallworth-CIT	Sr	27	893 33.1
7. Alex Hunter-FUR	So	28	923 33.0
8. Garrett Gilkeson-VMI	Jr	28	919 32.8
9. Ethan Stair-MER	Jr	28	912 32.6
10. Jordan Lyons-FUR	Jr	28	908 32.4

2018-19 Southern Conference
Conference Team Highs
Through games of Feb 26, 2019 (All games)

TEAM HIGHS (highest totals made by)

Points	148	The Citadel vs Mid-Atl. Christian (11/12/18)
	137	The Citadel vs Johnson (11/14/18)
	127	The Citadel vs Johnson & Wales (12/05/18)
	112	The Citadel vs High Point (11/27/18)
	112	Wofford vs Kentucky Christian (12/06/18)
	112	Wofford vs The Citadel (01/03/19)
Margin	78 (111-33)	UNC Greensboro vs Greensboro College (11/27/18)
	77 (137-60)	The Citadel vs Johnson (11/14/18)
	73 (148-75)	The Citadel vs Mid-Atl. Christian (11/12/18)
	65 (109-44)	ETSU vs Hiwassee (11/08/18)
	64 (98-34)	VMI vs Goucher (11/11/18)
Field goals made	57	The Citadel vs Mid-Atl. Christian (11/12/18)
	47	The Citadel vs Johnson (11/14/18)
	46	ETSU vs Hiwassee (11/08/18)
	46	The Citadel vs Johnson & Wales (12/05/18)
	45	Wofford vs Kentucky Christian (12/06/18)
Field goal attempts	98	The Citadel vs Mid-Atl. Christian (11/12/18)
	88	The Citadel vs Johnson & Wales (12/05/18)
	85	The Citadel vs Johnson (11/14/18)
	81	Samford vs Belmont (11/29/18)
Field goal percentage	81	Wofford vs Kentucky Christian (12/06/18)
	.672 (43-64)	Wofford vs The Citadel (01/03/19)
	.667 (38-57)	Samford at Wofford (01/24/19)
	.640 (32-50)	Furman vs ETSU (02/09/19)
	.623 (38-61)	Samford vs North Alabama (11/06/18)
3-Pt FG made	.623 (38-61)	The Citadel vs High Point (11/27/18)
	23	The Citadel vs Mid-Atl. Christian (11/12/18)
	23	The Citadel vs High Point (11/27/18)
	21	Furman vs North Greenville (11/15/18)
	20	Wofford at The Citadel (02/02/19)
	19	UNC Greensboro at LSU (11/09/18)
	19	VMI at Kentucky (11/18/18)
3-Pt FG attempts	19	Western Carolina vs The Citadel (02/16/19)
	51	The Citadel vs Mid-Atl. Christian (11/12/18)
	49	Furman vs North Greenville (11/15/18)
	48	The Citadel vs Johnson (11/14/18)
	47	The Citadel vs Samford (02/23/19)
	46	Furman vs UNCW (12/15/18)
3-Pt percentage	46	The Citadel at Samford (01/17/19)
	.733 (11-15)	Samford at Wofford (01/24/19)
	.667 (12-18)	Furman vs ETSU (02/09/19)
	.633 (19-30)	Western Carolina vs The Citadel (02/16/19)
	.606 (20-33)	Wofford at The Citadel (02/02/19)
Free throws made	.591 (13-22)	Wofford at Mississippi State (12/19/18)
	32	ETSU vs Reinhardt (12/03/18)
	29	Western Carolina vs Hiwassee (11/17/18)
	29	Mercer at UNC Greensboro (01/26/19)
	27	Mercer vs Piedmont (11/09/18)
	27	UNC Greensboro at Samford (12/22/18)
	27	Mercer at Samford (01/19/19)
	27	ETSU vs Mercer (02/16/19)
Free throw attempts	40	Mercer vs Piedmont (11/09/18)
	39	ETSU vs Reinhardt (12/03/18)
	38	Western Carolina vs Hiwassee (11/17/18)
	36	UNC Greensboro at Samford (12/22/18)

	35	Samford vs Jacksonville State (11/09/18)
	35	Mercer at Samford (01/19/19)
	35	ETSU vs Mercer (02/16/19)
Free throw percentage	1.000 (11-11)	VMI at Presbyterian (12/12/18)
	1.000 (5-5)	VMI at Kentucky (11/18/18)
	1.000 (3-3)	ETSU at Creighton (11/11/18)
	.950 (19-20)	Samford at Wofford (01/24/19)
	.941 (16-17)	Furman at VMI (01/10/19)
Rebounds	64	ETSU vs Reinhardt (12/03/18)
	63	The Citadel vs Mid-Atl. Christian (11/12/18)
	62	The Citadel vs Johnson (11/14/18)
	56	ETSU vs Hiwassee (11/08/18)
	56	Western Carolina vs Hiwassee (11/17/18)
Assists	37	The Citadel vs Mid-Atl. Christian (11/12/18)
	28	The Citadel vs Johnson (11/14/18)
	27	The Citadel vs High Point (11/27/18)
	27	UNC Greensboro vs Greensboro College (11/27/18)
	27	The Citadel vs Johnson & Wales (12/05/18)
	27	Wofford vs Kentucky Christian (12/06/18)
Steals	23	UNC Greensboro vs Greensboro College (11/27/18)
	20	Wofford vs Mars Hill (11/23/18)
	18	VMI vs Goucher (11/11/18)
	16	The Citadel vs Johnson (11/14/18)
	15	UNC Greensboro vs Johnson & Wales (11/16/18)
	15	The Citadel vs Western Carolina (01/12/19)
Blocked shots	14	The Citadel vs Johnson (11/14/18)
	11	The Citadel vs Samford (02/23/19)
	10	Furman vs UNC Greensboro (02/14/19)
	9	UNC Greensboro at North Carolina A&T (11/06/18)
	9	Mercer vs Piedmont (11/09/18)
	9	UNC Greensboro vs Mercer (01/26/19)
	9	Samford vs ETSU (01/31/19)
	9	Furman vs VMI (02/16/19)
Turnovers	35	Western Carolina vs Jacksonville State (11/20/18)
	33	Western Carolina at NC State (12/05/18)
	29	Western Carolina at The Citadel (01/12/19)
	26	Western Carolina at Iowa (12/18/18)
	24	Mercer at UNC Greensboro (01/26/19)
Fouls	29	Western Carolina at Wake Forest (11/27/18)
	28	Samford vs Jacksonville State (11/09/18)
	28	Mercer at NC State (11/24/18)
	27	Western Carolina vs Hiwassee (11/17/18)
	26	UNC Greensboro at LSU (11/09/18)
	26	VMI at Kentucky (11/18/18)
	26	ETSU vs Wyoming (12/21/18)
	26	Western Carolina at The Citadel (01/12/19)
	26	Chattanooga vs Western Carolina (01/31/19)
	26	Mercer at ETSU (02/16/19)

2018-19 Southern Conference
Conference Individual Highs
Through games of Feb 26, 2019 (All games)

INDIVIDUAL PLAYER GAME HIGHS

Points	54		Jordan Lyons (Furman) vs North Greenville (11/15/18)
	38		Bubba Parham (VMI) at Western Carolina (02/23/19)
	37		Lew Stallworth (The Citadel) at Western Carolina (02/16/19)
	37		Ross Cummings (Mercer) vs Chattanooga (02/23/19)
	36		Ross Cummings (Mercer) vs Western Carolina (01/10/19)
Field goals made	15		Jordan Lyons (Furman) vs North Greenville (11/15/18)
	13		Lew Stallworth (The Citadel) at Western Carolina (02/16/19)
	13		Bubba Parham (VMI) at Western Carolina (02/23/19)
	12		Kyrin Galloway (UNC Greensboro) at LSU (11/09/18)
	12		Kameron Gibson (Western Carolina) at SMU (11/14/18)
	12		Carlos Dotson (Western Carolina) at Furman (12/01/18)
	12		Ross Cummings (Mercer) vs Western Carolina (01/10/19)
	12		Lew Stallworth (The Citadel) vs Western Carolina (01/12/19)
	12		Patrick Good (ETSU) at Western Carolina (01/26/19)
	12		Marcus Thomas (Western Carolina) at Chattanooga (01/31/19)
	12		Ross Cummings (Mercer) vs Chattanooga (02/23/19)
Field goal attempts	35		Jordan Lyons (Furman) vs North Greenville (11/15/18)
	27		Lew Stallworth (The Citadel) at Western Carolina (02/16/19)
	26		Jordan Lyons (Furman) vs Western Carolina (12/01/18)
	26		Bubba Parham (VMI) at Western Carolina (02/23/19)
	24		Bubba Parham (VMI) at Stetson (11/23/18)
	24		Fletcher Magee (Wofford) vs Samford (01/24/19)
Field goal percentage	.889	(8-9)	Daivien Williamson (ETSU) at Illinois (12/15/18)
	.857	(12-14)	Kyrin Galloway (UNC Greensboro) at LSU (11/09/18)
	.833	(10-12)	Zane Najdawi (The Citadel) vs Johnson & Wales (12/05/18)
	.833	(10-12)	Jeromy Rodriguez (ETSU) at Furman (02/09/19)
	.818	(9-11)	Matt Rafferty (Furman) vs Bob Jones (11/06/18)
	.818	(9-11)	Cameron Jackson (Wofford) vs Coppin State (11/21/18)
	.818	(9-11)	Matt Rafferty (Furman) at Elon (12/04/18)
	.818	(9-11)	Myron Gordon (Samford) vs Western Carolina (02/02/19)
3-Pt FG made	15		Jordan Lyons (Furman) vs North Greenville (11/15/18)
	11		Patrick Good (ETSU) at Western Carolina (01/26/19)
	10		Matt Frierson (The Citadel) vs Johnson (11/14/18)
	10		Bubba Parham (VMI) at Kentucky (11/18/18)
	9		Nathan Hoover (Wofford) at South Carolina (11/26/18)
3-Pt FG attempts	34		Jordan Lyons (Furman) vs North Greenville (11/15/18)
	19		Fletcher Magee (Wofford) vs Samford (01/24/19)
	17		Jordan Lyons (Furman) vs Western Carolina (12/01/18)
	17		Patrick Good (ETSU) at Western Carolina (01/26/19)
	16		Fletcher Magee (Wofford) vs North Carolina (11/06/18)
	16		Matt Frierson (The Citadel) vs Johnson (11/14/18)
	16		Bubba Parham (VMI) at Kentucky (11/18/18)
3-Pt percentage	1.000	(5-5)	Josh Sharkey (Samford) vs Houston Baptist (12/17/18)
	1.000	(5-5)	Kevin Easley (Chattanooga) at Western Carolina (01/03/19)
	1.000	(5-5)	Andrew Brown (Furman) vs ETSU (02/09/19)
	.857	(6-7)	Marcus Thomas (Western Carolina) at Chattanooga (01/31/19)
	.833	(5-6)	Kevin Easley (Chattanooga) at Michigan (11/23/18)
	.833	(5-6)	Connor Kern (The Citadel) vs High Point (11/27/18)
	.833	(5-6)	Kevidon Nolan (Samford) vs VMI (12/29/18)
	.833	(5-6)	Ross Cummings (Mercer) at Chattanooga (01/17/19)
	.833	(5-6)	Angelo Allegri (UNC Greensboro) at ETSU (01/19/19)
	.833	(5-6)	Kameron Gibson (Western Carolina) vs ETSU (01/26/19)
	.833	(5-6)	Lew Stallworth (The Citadel) vs Samford (02/23/19)
Free throws made	17		Francis Alonso (UNC Greensboro) at Samford (12/22/18)
	14		Onno Steger (Western Carolina) at Chattanooga (01/31/19)

	12	Bubba Parham (VMI) vs American (11/27/18)
	12	Ross Cummings (Mercer) at Samford (01/19/19)
	11	Djordje Dimitrijevic (Mercer) at NC State (11/24/18)
	11	Eric Hamilton (UNC Greensboro) vs Coppin State (12/12/18)
	11	Bubba Parham (VMI) at The Citadel (01/26/19)
	11	Donovann Toatley (Chattanooga) vs Western Carolina (01/31/19)
	11	Francis Alonso (UNC Greensboro) vs Western Carolina (02/21/19)
Free throw attempts	21	Francis Alonso (UNC Greensboro) at Samford (12/22/18)
	15	Eric Hamilton (UNC Greensboro) vs Coppin State (12/12/18)
	15	Onno Steger (Western Carolina) at Chattanooga (01/31/19)
	14	Bubba Parham (VMI) vs American (11/27/18)
	14	Cameron Jackson (Wofford) vs Western Carolina (02/09/19)
Free throw percentage	1.000 (12-12)	Ross Cummings (Mercer) at Samford (01/19/19)
	1.000 (11-11)	Djordje Dimitrijevic (Mercer) at NC State (11/24/18)
	1.000 (10-10)	Zane Najdawi (The Citadel) vs Johnson (11/14/18)
	1.000 (10-10)	Nathan Hoover (Wofford) vs Coastal Carolina (12/09/18)
	1.000 (10-10)	Matt Rafferty (Furman) at UNC Greensboro (01/12/19)
	1.000 (9-9)	Matt Frierson (The Citadel) at Campbell (12/18/18)
	1.000 (9-9)	Lew Stallworth (The Citadel) at Western Carolina (02/16/19)
	1.000 (8-8)	Donovann Toatley (Chattanooga) at Charlotte (11/06/18)
	1.000 (8-8)	Francis Alonso (UNC Greensboro) vs Johnson & Wales (11/16/18)
	1.000 (8-8)	Matt Halvorsen (Western Carolina) vs Hiwassee (11/17/18)
	1.000 (8-8)	Daivien Williamson (ETSU) vs Reinhardt (12/03/18)
	1.000 (8-8)	Matt Halvorsen (Western Carolina) vs Chattanooga (01/03/19)
	1.000 (8-8)	Ross Cummings (Mercer) at UNC Greensboro (01/26/19)
	1.000 (8-8)	Fletcher Magee (Wofford) at The Citadel (02/02/19)
Rebounds	19	Jeromy Rodriguez (ETSU) vs Samford (01/03/19)
	18	Thomas Smallwood (Chattanooga) vs Cumberland (11/13/18)
	18	Jeromy Rodriguez (ETSU) at Mercer (01/12/19)
	18	Robert Allen (Samford) at The Citadel (02/23/19)
	17	Matt Rafferty (Furman) at Villanova (11/17/18)
	17	Jeromy Rodriguez (ETSU) at Georgia Southern (11/27/18)
	17	Mladen Armus (ETSU) vs Samford (01/03/19)
	17	Jeromy Rodriguez (ETSU) vs Wofford (02/07/19)
	17	Jeromy Rodriguez (ETSU) at UNC Greensboro (02/24/19)
Assists	16	Josh Sharkey (Samford) at Wofford (01/24/19)
	14	Josh Sharkey (Samford) at ETSU (01/03/19)
	13	Lew Stallworth (The Citadel) vs Johnson (11/14/18)
	12	Lew Stallworth (The Citadel) vs High Point (11/27/18)
	12	Josh Sharkey (Samford) at Furman (01/26/19)
	12	Josh Sharkey (Samford) vs Western Carolina (02/02/19)
Steals	8	Josh Sharkey (Samford) vs Jacksonville State (11/09/18)
	7	Josh Sharkey (Samford) at Purdue Fort Wayne (11/23/18)
	7	Matt Rafferty (Furman) at VMI (01/10/19)
	6	Ta'Vonne Bond (VMI) vs Goucher (11/11/18)
	6	Tray Hollowell (Wofford) vs Mars Hill (11/23/18)
	6	Josh Sharkey (Samford) vs UNC Greensboro (12/22/18)
	6	Isaiah Miller (UNC Greensboro) vs Chattanooga (12/29/18)
	6	Isaiah Miller (UNC Greensboro) at ETSU (01/19/19)
	6	Matt Rafferty (Furman) vs Chattanooga (01/24/19)
	6	Isaiah Miller (UNC Greensboro) vs Western Carolina (02/21/19)
Blocked shots	8	Ruben Guerrero (Samford) vs ETSU (01/31/19)
	7	James Dickey (UNC Greensboro) at North Carolina A&T (11/06/18)
	7	Zane Najdawi (The Citadel) vs Samford (02/23/19)
	6	Zane Najdawi (The Citadel) vs Johnson (11/14/18)
	5	Octavion Corley (ETSU) vs Hiwassee (11/08/18)
	5	Noah Gurley (Furman) vs UNC Greensboro (02/14/19)
Turnovers	11	Josh Sharkey (Samford) at UNC Greensboro (02/07/19)

9	Carlos Dotson (Western Carolina) vs Jacksonville State (11/20/18)
8	Josh Sharkey (Samford) at ETSU (01/03/19)
8	Josh Sharkey (Samford) at Wofford (01/24/19)
8	Zane Najdawi (The Citadel) vs Furman (01/31/19)
8	Josh Sharkey (Samford) vs ETSU (01/31/19)

2018-19 Southern Conference
CONFERENCE BASKETBALL STATISTICS
Through games of Feb 26, 2019 (Conference games only)

SCORING OFFENSE	G	W-L	Pts	Avg/G
1. Wofford	16	16-0	1334	83.4
2. ETSU	17	12-5	1352	79.5
3. Samford	16	6-10	1269	79.3
4. Furman	16	11-5	1213	75.8
5. Western Carolina	17	4-13	1275	75.0
6. The Citadel	16	4-12	1198	74.9
7. UNC Greensboro	16	13-3	1178	73.6
8. VMI	16	2-14	1169	73.1
9. Chattanooga	16	7-9	1158	72.4
10. Mercer	16	6-10	1158	72.4

SCORING DEFENSE	G	Pts	Avg/G
1. Furman	16	1069	66.8
2. Wofford	16	1077	67.3
3. UNC Greensboro	16	1113	69.6
4. ETSU	17	1225	72.1
5. Mercer	16	1197	74.8
6. Chattanooga	16	1226	76.6
7. Samford	16	1273	79.6
8. Western Carolina	17	1376	80.9
9. The Citadel	16	1368	85.5
10. VMI	16	1380	86.2

SCORING MARGIN	G	Offense	Defense	Margin
1. Wofford	16	83.4	67.3	+16.1
2. Furman	16	75.8	66.8	+9.0
3. ETSU	17	79.5	72.1	+7.5
4. UNC Greensboro	16	73.6	69.6	+4.1
5. Samford	16	79.3	79.6	-0.2
6. Mercer	16	72.4	74.8	-2.4
7. Chattanooga	16	72.4	76.6	-4.2
8. Western Carolina	17	75.0	80.9	-5.9
9. The Citadel	16	74.9	85.5	-10.6
10. VMI	16	73.1	86.2	-13.2

FREE THROW PCT	G	FTM	FTA	Pct.
1. The Citadel	16	185	252	.734
2. Samford	16	235	325	.723
3. Furman	16	189	262	.721
4. Western Carolina	17	246	344	.715
5. UNC Greensboro	16	215	306	.703
6. VMI	16	197	281	.701
7. Wofford	16	197	281	.701
8. Mercer	16	234	336	.696
9. Chattanooga	16	158	229	.690
10. ETSU	17	208	310	.671

FIELD GOAL PERCENTAGE	G	FGM	FGA	Pct.
1. Wofford	16	480	950	.505
2. ETSU	17	507	1028	.493
3. Samford	16	451	957	.471
4. Furman	16	435	926	.470
5. Chattanooga	16	423	922	.459
6. Western Carolina	17	433	945	.458
7. Mercer	16	402	904	.445
8. UNC Greensboro	16	424	980	.433
9. VMI	16	411	967	.425
10. The Citadel	16	423	1032	.410

FIELD GOAL PCT DEFENSE	G	FGM	FGA	Pct.
1. Furman	16	393	948	.415
2. Samford	16	450	1034	.435
3. Wofford	16	384	868	.442
4. ETSU	17	432	965	.448
5. Mercer	16	413	916	.451
6. UNC Greensboro	16	390	863	.452
7. Chattanooga	16	450	972	.463
8. Western Carolina	17	496	1043	.476
9. The Citadel	16	480	1001	.480
10. VMI	16	501	1001	.501

3-POINT FG PCT	G	3FGM	3FGA	Pct.
1. Wofford	16	177	409	.433
2. Samford	16	132	344	.384
3. Chattanooga	16	154	409	.377
4. Western Carolina	17	163	434	.376
5. ETSU	17	130	361	.360
6. Furman	16	154	436	.353
7. VMI	16	150	425	.353
8. Mercer	16	120	349	.344
9. UNC Greensboro	16	115	357	.322
10. The Citadel	16	167	539	.310

3-POINT FG PCT DEFENSE	G	3FGM	3FGA	Pct.
1. Furman	16	115	388	.296
2. Western Carolina	17	136	426	.319
3. Mercer	16	152	425	.358
4. Wofford	16	129	358	.360
5. UNC Greensboro	16	118	322	.366
6. Samford	16	183	498	.367
7. Chattanooga	16	127	343	.370
8. VMI	16	158	415	.381
9. The Citadel	16	188	491	.383
10. ETSU	17	156	397	.393

REBOUNDING OFFENSE	G	Rebounds	Avg/G
1. ETSU	17	642	37.8
2. Samford	16	580	36.2
3. Western Carolina	17	609	35.8
4. Furman	16	557	34.8
5. UNC Greensboro	16	557	34.8
6. The Citadel	16	547	34.2
7. VMI	16	539	33.7
8. Wofford	16	536	33.5
9. Mercer	16	535	33.4
10. Chattanooga	16	522	32.6

REBOUNDING DEFENSE	G	Rebounds	Avg/G
1. Wofford	16	439	27.4
2. ETSU	17	502	29.5
3. Western Carolina	17	568	33.4
4. Furman	16	545	34.1
5. UNC Greensboro	16	546	34.1
6. Mercer	16	575	35.9
7. Chattanooga	16	581	36.3
8. Samford	16	599	37.4
9. VMI	16	612	38.2
10. The Citadel	16	657	41.1

2018-19 Southern Conference
CONFERENCE BASKETBALL STATISTICS
Through games of Feb 26, 2019 (Conference games only)

REBOUNDING MARGIN	G	Team	Avg.	Opp.	Avg.	Margin
1.	ETSU	17	642	37.8	502	29.5 +8.2
2.	Wofford	16	536	33.5	439	27.4 +6.1
3.	Western Carolina	17	609	35.8	568	33.4 +2.4
4.	Furman	16	557	34.8	545	34.1 +0.8
5.	UNC Greensboro	16	557	34.8	546	34.1 +0.7
6.	Samford	16	580	36.2	599	37.4 -1.2
7.	Mercer	16	535	33.4	575	35.9 -2.5
8.	Chattanooga	16	522	32.6	581	36.3 -3.7
9.	VMI	16	539	33.7	612	38.2 -4.6
10.	The Citadel	16	547	34.2	657	41.1 -6.9

BLOCKED SHOTS	G	No.	Avg/G
1.	Furman	16	71 4.4
2.	UNC Greensboro	16	68 4.3
3.	ETSU	17	70 4.1
4.	Samford	16	64 4.0
5.	The Citadel	16	55 3.4
6.	Wofford	16	53 3.3
7.	Chattanooga	16	42 2.6
8.	Mercer	16	39 2.4
9.	Western Carolina	17	35 2.1
10.	VMI	16	27 1.7

ASSISTS	G	No.	Avg/G
1.	ETSU	17	273 16.1
2.	Wofford	16	252 15.8
3.	Samford	16	237 14.8
	Furman	16	237 14.8
5.	Chattanooga	16	217 13.6
6.	VMI	16	210 13.1
7.	The Citadel	16	205 12.8
8.	Mercer	16	196 12.3
	UNC Greensboro	16	196 12.3
10.	Western Carolina	17	208 12.2

STEALS	G	No.	Avg/G
1.	UNC Greensboro	16	148 9.3
2.	Furman	16	133 8.3
3.	Samford	16	121 7.6
4.	ETSU	17	126 7.4
5.	VMI	16	107 6.7
6.	The Citadel	16	103 6.4
	Wofford	16	103 6.4
8.	Mercer	16	100 6.3
9.	Western Carolina	17	65 3.8
10.	Chattanooga	16	59 3.7

TURNOVER MARGIN	G	Team	Avg.	Opp.	Avg.	Margin
1.	UNC Greensboro	16	193	12.1	271	16.9 +4.9
2.	Wofford	16	169	10.6	222	13.9 +3.3
3.	Mercer	16	193	12.1	213	13.3 +1.2
4.	Furman	16	209	13.1	219	13.7 +0.6
5.	The Citadel	16	202	12.6	210	13.1 +0.5
6.	ETSU	17	220	12.9	226	13.3 +0.4
7.	Samford	16	223	13.9	215	13.4 -0.5
8.	VMI	16	216	13.5	200	12.5 -1.0
9.	Chattanooga	16	192	12.0	159	9.9 -2.1
10.	Western Carolina	17	293	17.2	175	10.3 -6.9

ASSIST/TURNOVER RATIO	G	Ast.	Avg.	T/O	Avg.	Ratio
1.	Wofford	16	252	15.8	169	10.6 1.5
2.	ETSU	17	273	16.1	220	12.9 1.2
3.	Furman	16	237	14.8	209	13.1 1.1
4.	Chattanooga	16	217	13.6	192	12.0 1.1
5.	Samford	16	237	14.8	223	13.9 1.1
6.	Mercer	16	196	12.3	193	12.1 1.0
	UNC Greensboro	16	196	12.3	193	12.1 1.0
8.	The Citadel	16	205	12.8	202	12.6 1.0
9.	VMI	16	210	13.1	216	13.5 1.0
10.	Western Carolina	17	208	12.2	293	17.2 0.7

OFFENSIVE REBOUNDS	G	No.	Avg/G
1.	UNC Greensboro	16	197 12.3
2.	ETSU	17	209 12.3
3.	The Citadel	16	162 10.1
4.	Wofford	16	161 10.1
5.	Mercer	16	160 10.0
6.	Western Carolina	17	162 9.5
7.	Furman	16	152 9.5
8.	Samford	16	143 8.9
9.	VMI	16	140 8.8
10.	Chattanooga	16	133 8.3

DEFENSIVE REBOUNDS	G	No.	Avg/G
1.	Samford	16	437 27.3
2.	Western Carolina	17	447 26.3
3.	ETSU	17	433 25.5
4.	Furman	16	405 25.3
5.	VMI	16	399 24.9
6.	Chattanooga	16	389 24.3
7.	The Citadel	16	385 24.1
8.	Wofford	16	375 23.4
	Mercer	16	375 23.4
10.	UNC Greensboro	16	360 22.5

DEFENSIVE REB PCT.	G	D-Reb	Opp. OR	D-Reb%
1.	ETSU	17	433	140 .756
2.	Wofford	16	375	124 .752
3.	Western Carolina	17	447	168 .727
4.	VMI	16	399	150 .727
5.	UNC Greensboro	16	360	150 .706
6.	Furman	16	405	170 .704
7.	Samford	16	437	186 .701
8.	Chattanooga	16	389	168 .698
9.	The Citadel	16	385	179 .683
10.	Mercer	16	375	184 .671

OFFENSIVE REB PCT.	G	O-Reb	Opp. DR	O-Reb%
1.	ETSU	17	209	362 .366
2.	Wofford	16	161	315 .338
3.	UNC Greensboro	16	197	396 .332
4.	Mercer	16	160	391 .290
5.	Furman	16	152	375 .288
6.	Western Carolina	17	162	400 .288
7.	Samford	16	143	413 .257
8.	The Citadel	16	162	478 .253
9.	Chattanooga	16	133	413 .244
10.	VMI	16	140	462 .233

2018-19 Southern Conference
CONFERENCE BASKETBALL STATISTICS
Through games of Feb 26, 2019 (Conference games only)

3-POINT FG MADE	G	No.	Avg/G
1. Wofford	16	177	11.1
2. The Citadel	16	167	10.4
3. Chattanooga	16	154	9.6
Furman	16	154	9.6
5. Western Carolina	17	163	9.6
6. VMI	16	150	9.4
7. Samford	16	132	8.3
8. ETSU	17	130	7.6
9. Mercer	16	120	7.5
10. UNC Greensboro	16	115	7.2

2018-19 Southern Conference
CONFERENCE BASKETBALL STATISTICS
Through games of Feb 26, 2019 (Conference games only)

Team	Conference	Pct.	PF	PA	Overall	Pct.	PF	PA	Current unbeaten streak
Wofford	16-0	1.000	83.4	67.3	16-0	1.000	83.4	67.3	Wofford -- 16
UNC Greensboro	13-3	.812	73.6	69.6	13-3	.812	73.6	69.6	Mercer -- 2
ETSU	12-5	.706	79.5	72.1	12-5	.706	79.5	72.1	UNC Greensboro -- 2
Furman	11-5	.688	75.8	66.8	11-5	.688	75.8	66.8	The Citadel -- 1
Chattanooga	7-9	.438	72.4	76.6	7-9	.438	72.4	76.6	VMI -- 1
Samford	6-10	.375	79.3	79.6	6-10	.375	79.3	79.6	
Mercer	6-10	.375	72.4	74.8	6-10	.375	72.4	74.8	
The Citadel	4-12	.250	74.9	85.5	4-12	.250	74.9	85.5	
Western Carolina	4-13	.235	75.0	80.9	4-13	.235	75.0	80.9	
VMI	2-14	.125	73.1	86.2	2-14	.125	73.1	86.2	

TEAM SUMMARIES	G	PF-PA	Avg score	Margin	FG-FGA	Pct.	3FG-FGA	Pct.	FT-FTA	Pct.	RebF	RebA	Margin
Chattanooga	16	1158-1226	72.4-76.6	-4.2	423-922	.459	154-409	.377	158-229	.690	522	581	-3.7
ETSU	17	1352-1225	79.5-72.1	+7.5	507-1028	.493	130-361	.360	208-310	.671	642	502	+8.2
Furman	16	1213-1069	75.8-66.8	+9.0	435-926	.470	154-436	.353	189-262	.721	557	545	+0.8
Mercer	16	1158-1197	72.4-74.8	-2.4	402-904	.445	120-349	.344	234-336	.696	535	575	-2.5
Samford	16	1269-1273	79.3-79.6	-0.2	451-957	.471	132-344	.384	235-325	.723	580	599	-1.2
The Citadel	16	1198-1368	74.9-85.5	-10.6	423-1032	.410	167-539	.310	185-252	.734	547	657	-6.9
UNC Greensboro	16	1178-1113	73.6-69.6	+4.1	424-980	.433	115-357	.322	215-306	.703	557	546	+0.7
VMI	16	1169-1380	73.1-86.2	-13.2	411-967	.425	150-425	.353	197-281	.701	539	612	-4.6
Western Carolina	17	1275-1376	75.0-80.9	-5.9	433-945	.458	163-434	.376	246-344	.715	609	568	+2.4
Wofford	16	1334-1077	83.4-67.3	+16.1	480-950	.505	177-409	.433	197-281	.701	536	439	+6.1

ATTENDANCE	Home	Average	Away	Average	Neutral	Average	Total	Average
Chattanooga	7-25744	3678	9-19712	2190	0-0	0	16-45456	2841
ETSU	8-39534	4942	9-23365	2596	0-0	0	17-62899	3700
Furman	9-19384	2154	7-19557	2794	0-0	0	16-38941	2434
Mercer	8-20807	2601	8-16708	2088	0-0	0	16-37515	2345
Samford	7-7737	1105	9-20259	2251	0-0	0	16-27996	1750
The Citadel	8-11493	1437	8-24158	3020	0-0	0	16-35651	2228
UNC Greensboro	9-28548	3172	7-17714	2531	0-0	0	16-46262	2891
VMI	7-6784	969	9-23182	2576	0-0	0	16-29966	1873
Western Carolina	9-15827	1759	8-20045	2506	0-0	0	17-35872	2110
Wofford	9-25719	2858	7-16877	2411	0-0	0	16-42596	2662
Totals	81-201577	2489	81-201577	2489	0-0	0	162-403154	2489

2018-19 Southern Conference
INDIVIDUAL BASKETBALL STATISTICS
Through games of Feb 26, 2019 (Conference games only)

To be ranked, a player must appear in at least 75.0% of their team's games.

SCORING							REBOUNDING							
	Cl	G	FG	3FG	FT	Pts	Avg/G		Cl	G	Off	Def	Total	Avg/G
1. Fletcher Magee-WOF	Sr	16	113	81	52	359	22.4	1. Jeromy Rodriguez-ETSU	Jr	17	55	124	179	10.5
2. Lew Stallworth-CIT	Sr	16	132	24	58	346	21.6	2. Carlos Dotson-WCU	Jr	16	55	108	163	10.2
3. Ross Cummings-MER	So	16	98	59	76	331	20.7	3. Matt Rafferty-FUR	Sr	16	39	105	144	9.0
4. Bubba Parham-VMI	So	16	97	50	59	303	18.9	4. Ruben Guerrero-SAM	Sr	16	51	87	138	8.6
5. Matt Rafferty-FUR	Sr	16	102	7	81	292	18.3	5. Robert Allen-SAM	Fr	16	35	99	134	8.4
6. Josh Sharkey-SAM	Jr	16	100	15	76	291	18.2	6. James Dickey-UNCG	Jr	14	44	66	110	7.9
7. Isaiah Miller-UNCG	So	16	109	15	31	264	16.5	7. Mladen Armus-ETSU	So	17	41	91	132	7.8
8. Jordan Lyons-FUR	Jr	16	92	44	25	253	15.8	8. Keve Aluma-WOF	So	16	49	73	122	7.6
9. Kevin Easley-UTC	Fr	14	82	26	31	221	15.8	9. Zane Najdawi-CIT	Sr	16	35	80	115	7.2
10. Francis Alonso-UNCG	Sr	16	76	35	61	248	15.5	10. Cameron Jackson-WOF	Sr	16	38	74	112	7.0
11. Carlos Dotson-WCU	Jr	16	99	0	45	243	15.2	11. Kevin Easley-UTC	Fr	14	25	71	96	6.9
12. Cameron Jackson-WOF	Sr	16	86	3	58	233	14.6	12. Garrett Gilkeson-VMI	Jr	16	29	77	106	6.6
13. Onno Steger-WCU	Jr	17	74	41	54	243	14.3	13. Onno Steger-WCU	Jr	17	23	80	103	6.1
14. Zane Najdawi-CIT	Sr	16	83	21	41	228	14.3	14. Clay Mounce-FUR	So	16	28	68	96	6.0
15. Brandon Austin-SAM	Jr	16	73	43	28	217	13.6	Ramon Vila-UTC	So	15	22	68	90	6.0
16. Kameron Gibson-WCU	Fr	17	85	40	20	230	13.5	16. Ethan Stair-MER	Jr	16	21	71	92	5.8
17. Ethan Stair-MER	Jr	16	73	29	41	216	13.5	17. Hayden Brown-CIT	So	14	36	43	79	5.6
18. Ruben Guerrero-SAM	Sr	16	86	0	31	203	12.7	18. Fardaws Aimaq-MER	Fr	14	37	41	78	5.6
Myron Gordon-SAM	Jr	16	64	22	53	203	12.7	19. Eric Hamilton-UNCG	Jr	16	29	55	84	5.3
20. Nathan Hoover-WOF	Jr	16	67	36	28	198	12.4	20. Myles Lewis-VMI	So	16	31	50	81	5.1
21. Myles Lewis-VMI	So	16	80	0	34	194	12.1	Brandon Austin-SAM	Jr	16	8	73	81	5.1
22. Jeromy Rodriguez-ETSU	Jr	17	84	0	32	200	11.8							
23. Patrick Good-ETSU	So	17	60	48	31	199	11.7							
24. Donovan Toatley-UTC	Fr	15	59	17	36	171	11.4							
25. Marcus Thomas-WCU	So	16	57	20	40	174	10.9							
26. Clay Mounce-FUR	So	16	63	24	22	172	10.8							
27. Ramon Vila-UTC	So	15	65	2	28	160	10.7							
28. Matt Halvorsen-WCU	So	17	47	38	49	181	10.6							
29. Robert Allen-SAM	Fr	16	61	15	33	170	10.6							
30. Garrett Gilkeson-VMI	Jr	16	56	26	31	169	10.6							

FIELD GOAL PCT						ASSISTS				
	Cl	G	FGM	FGA	Pct.		Cl	G	No.	Avg/G
1. Carlos Dotson-WCU	Jr	16	99	159	.623	1. Josh Sharkey-SAM	Jr	16	140	8.8
2. Matt Rafferty-FUR	Sr	16	102	169	.604	2. Lew Stallworth-CIT	Sr	16	86	5.4
3. Cameron Jackson-WOF	Sr	16	86	148	.581	3. Demetrius Troy-UNCG	Sr	16	64	4.0
4. Ruben Guerrero-SAM	Sr	16	86	154	.558	4. Marcus Cohen-MER	So	15	58	3.9
5. Lew Stallworth-CIT	Sr	16	132	259	.510	5. Matt Rafferty-FUR	Sr	16	61	3.8
6. Isaiah Miller-UNCG	So	16	109	221	.493	6. Bubba Parham-VMI	So	16	55	3.4
7. Kevin Easley-UTC	Fr	14	82	172	.477	7. Alex Hunter-FUR	So	16	54	3.4
8. Ross Cummings-MER	So	16	98	206	.476	8. Cameron Jackson-WOF	Sr	16	53	3.3
9. Myles Lewis-VMI	So	16	80	171	.468	9. Garrett Gilkeson-VMI	Jr	16	52	3.3
10. Zane Najdawi-CIT	Sr	16	83	179	.464	10. Matt Halvorsen-WCU	So	17	52	3.1
11. Fletcher Magee-WOF	Sr	16	113	244	.463	11. Storm Murphy-WOF	So	16	45	2.8
12. Josh Sharkey-SAM	Jr	16	100	223	.448	12. Bo Hodges-ETSU	So	17	47	2.8
13. Kameron Gibson-WCU	Fr	17	85	197	.431	Isaiah Tisdale-ETSU	Jr	17	47	2.8
14. Jordan Lyons-FUR	Jr	16	92	219	.420	14. Donovan Toatley-UTC	Fr	15	41	2.7
15. Bubba Parham-VMI	So	16	97	237	.409	15. Kameron Gibson-WCU	Fr	17	46	2.7

2018-19 Southern Conference
INDIVIDUAL BASKETBALL STATISTICS
Through games of Feb 26, 2019 (Conference games only)

FREE THROW PCT					
	Cl	G	FTM	FTA	Pct.
1. Fletcher Magee-WOF	Sr	16	52	56	.929
2. Matt Halvorsen-WCU	So	17	49	55	.891
3. Ross Cummings-MER	So	16	76	89	.854
4. Francis Alonso-UNCG	Sr	16	61	72	.847
5. Onno Steger-WCU	Jr	17	54	64	.844
6. Matt Rafferty-FUR	Sr	16	81	100	.810
7. Myron Gordon-SAM	Jr	16	53	66	.803
8. Marcus Thomas-WCU	So	16	40	50	.800
9. Lew Stallworth-CIT	Sr	16	58	73	.795
10. Ethan Stair-MER	Jr	16	41	52	.788
11. Bubba Parham-VMI	So	16	59	79	.747
12. Josh Sharkey-SAM	Jr	16	76	105	.724
13. Zane Najdawi-CIT	Sr	16	41	61	.672
14. Cameron Jackson-WOF	Sr	16	58	97	.598
15. Carlos Dotson-WCU	Jr	16	45	88	.511

STEALS				
	Cl	G	No.	Avg/G
1. Isaiah Miller-UNCG	So	16	54	3.4
2. Matt Rafferty-FUR	Sr	16	49	3.1
3. Josh Sharkey-SAM	Jr	16	44	2.8
4. Cameron Jackson-WOF	Sr	16	29	1.8
5. Ethan Stair-MER	Jr	16	26	1.6
6. Myles Lewis-VMI	So	16	23	1.4
Brandon Austin-SAM	Jr	16	23	1.4
Garrett Gilkeson-VMI	Jr	16	23	1.4
9. Jeromy Rodriguez-ETSU	Jr	17	24	1.4
10. Hayden Brown-CIT	So	14	19	1.4
11. Francis Alonso-UNCG	Sr	16	21	1.3
12. James Dickey-UNCG	Jr	14	18	1.3
13. Jordan Lyons-FUR	Jr	16	20	1.3
14. Bo Hodges-ETSU	So	17	20	1.2
15. Robert Allen-SAM	Fr	16	17	1.1
Zane Najdawi-CIT	Sr	16	17	1.1

3-POINT FG PCT					
	Cl	G	3FG	FGA	Pct.
1. Storm Murphy-WOF	So	16	24	44	.545
2. Garrett Gilkeson-VMI	Jr	16	26	56	.464
3. Fletcher Magee-WOF	Sr	16	81	180	.450
4. Ross Cummings-MER	So	16	59	137	.431
5. Nathan Hoover-WOF	Jr	16	36	84	.429
6. Kevin Easley-UTC	Fr	14	26	62	.419
7. David Jean-Baptiste-UTC	So	15	28	67	.418
8. Clay Mounce-FUR	So	16	24	58	.414
9. Brandon Austin-SAM	Jr	16	43	105	.410
10. Ethan Stair-MER	Jr	16	29	72	.403
11. Patrick Good-ETSU	So	17	48	120	.400
12. Jake Stephens-VMI	Fr	16	27	68	.397
13. Onno Steger-WCU	Jr	17	41	104	.394
14. Lew Stallworth-CIT	Sr	16	24	65	.369
15. Kameron Gibson-WCU	Fr	17	40	110	.364

3-POINT FG MADE				
	Cl	G	3FG	Avg/G
1. Fletcher Magee-WOF	Sr	16	81	5.1
2. Ross Cummings-MER	So	16	59	3.7
3. Bubba Parham-VMI	So	16	50	3.1
4. Patrick Good-ETSU	So	17	48	2.8
5. Jordan Lyons-FUR	Jr	16	44	2.8
6. Brandon Austin-SAM	Jr	16	43	2.7
7. Matt Frierson-CIT	Sr	15	37	2.5
8. Onno Steger-WCU	Jr	17	41	2.4
9. Kameron Gibson-WCU	Fr	17	40	2.4
10. Nathan Hoover-WOF	Jr	16	36	2.3
11. Matt Halvorsen-WCU	So	17	38	2.2
12. Francis Alonso-UNCG	Sr	16	35	2.2
13. Kaiden Rice-CIT	So	16	33	2.1
14. Tray Boyd III-ETSU	Jr	17	34	2.0
15. David Jean-Baptiste-UTC	So	15	28	1.9

BLOCKED SHOTS				
	Cl	G	No.	Avg/G
1. Ruben Guerrero-SAM	Sr	16	38	2.4
2. James Dickey-UNCG	Jr	14	27	1.9
3. Zane Najdawi-CIT	Sr	16	30	1.9
4. Cameron Jackson-WOF	Sr	16	19	1.2
Clay Mounce-FUR	So	16	19	1.2
Lucas N'Guessan-ETSU		16	19	1.2
7. Keve Aluma-WOF	So	16	18	1.1
Noah Gurley-FUR	Fr	16	18	1.1
9. Ramon Vila-UTC	So	15	16	1.1
10. Mladen Armus-ETSU	So	17	18	1.1
11. Matt Rafferty-FUR	Sr	16	15	0.9
Kyrin Galloway-UNCG	Jr	16	15	0.9
13. Victor Bafutto-MER	So	15	13	0.9
14. Fardaws Aimaq-MER	Fr	14	10	0.7
15. Robert Allen-SAM	Fr	16	11	0.7

ASSIST/TURNOVER RATIO					
	Cl	G	Ast.	T/O	Ratio
1. Alex Hunter-FUR	So	16	54	17	3.2
2. Demetrius Troy-UNCG	Sr	16	64	32	2.0
3. Matt Rafferty-FUR	Sr	16	61	32	1.9
4. Cameron Jackson-WOF	Sr	16	53	29	1.8
5. Marcus Cohen-MER	So	15	58	34	1.7
6. Garrett Gilkeson-VMI	Jr	16	52	33	1.6
7. Josh Sharkey-SAM	Jr	16	140	91	1.5
8. Lew Stallworth-CIT	Sr	16	86	56	1.5
9. Matt Halvorsen-WCU	So	17	52	37	1.4
10. Bubba Parham-VMI	So	16	55	49	1.1

2018-19 Southern Conference
INDIVIDUAL BASKETBALL STATISTICS
Through games of Feb 26, 2019 (Conference games only)

OFFENSIVE REBOUNDS	Cl	G	No.	Avg/G
1. Carlos Dotson-WCU	Jr	16	55	3.4
2. Jeromy Rodriguez-ETSU	Jr	17	55	3.2
3. Ruben Guerrero-SAM	Sr	16	51	3.2
4. James Dickey-UNCG	Jr	14	44	3.1
5. Keve Aluma-WOF	So	16	49	3.1
6. Fardaws Aimaq-MER	Fr	14	37	2.6
7. Hayden Brown-CIT	So	14	36	2.6
8. Matt Rafferty-FUR	Sr	16	39	2.4
9. Mladen Armus-ETSU	So	17	41	2.4
10. Cameron Jackson-WOF	Sr	16	38	2.4
11. Robert Allen-SAM	Fr	16	35	2.2
Zane Najdawi-CIT	Sr	16	35	2.2
13. Chevez Goodwin-WOF	So	16	34	2.1
14. Myles Lewis-VMI	So	16	31	1.9
15. Isaiah Miller-UNCG	So	16	30	1.9

DEFENSIVE REBOUNDS	Cl	G	No.	Avg/G
1. Jeromy Rodriguez-ETSU	Jr	17	124	7.3
2. Carlos Dotson-WCU	Jr	16	108	6.8
3. Matt Rafferty-FUR	Sr	16	105	6.6
4. Robert Allen-SAM	Fr	16	99	6.2
5. Ruben Guerrero-SAM	Sr	16	87	5.4
6. Mladen Armus-ETSU	So	17	91	5.4
7. Kevin Easley-UTC	Fr	14	71	5.1
8. Zane Najdawi-CIT	Sr	16	80	5.0
9. Garrett Gilkeson-VMI	Jr	16	77	4.8
10. James Dickey-UNCG	Jr	14	66	4.7
11. Onno Steger-WCU	Jr	17	80	4.7
12. Cameron Jackson-WOF	Sr	16	74	4.6
13. Keve Aluma-WOF	So	16	73	4.6
Brandon Austin-SAM	Jr	16	73	4.6
15. Ramon Vila-UTC	So	15	68	4.5

MINUTES PLAYED	Cl	G	No.	Avg/G
1. Josh Sharkey-SAM	Jr	16	602	37.6
2. Ross Cummings-MER	So	16	580	36.2
3. Matt Halvorsen-WCU	So	17	610	35.9
4. Lew Stallworth-CIT	Sr	16	560	35.0
5. Ethan Stair-MER	Jr	16	549	34.3
Bubba Parham-VMI	So	16	549	34.3
7. Matt Rafferty-FUR	Sr	16	538	33.6
8. Garrett Gilkeson-VMI	Jr	16	537	33.6
9. Brandon Austin-SAM	Jr	16	536	33.5
10. Alex Hunter-FUR	So	16	531	33.2

2018-19 Southern Conference
Conference Team Highs
Through games of Feb 26, 2019 (Conference games only)

TEAM HIGHS (highest totals made by)

Points	112	Wofford vs The Citadel (01/03/19)
	107	Wofford vs Samford (01/24/19)
	106	Samford at Wofford (01/24/19)
	105	Western Carolina at Chattanooga (01/31/19)
	103	Western Carolina vs The Citadel (02/16/19)
Margin	38 (99-61)	Wofford at The Citadel (02/02/19)
	34 (96-62)	Furman vs VMI (02/16/19)
	32 (89-57)	Furman at VMI (01/10/19)
	31 (112-81)	Wofford vs The Citadel (01/03/19)
	30 (91-61)	Furman vs ETSU (02/09/19)
Field goals made	30 (80-50)	Wofford vs UNC Greensboro (02/16/19)
	43	Wofford vs The Citadel (01/03/19)
	41	Wofford vs Samford (01/24/19)
	40	ETSU at The Citadel (01/10/19)
	38	Samford at Wofford (01/24/19)
Field goal attempts	37	Furman vs The Citadel (01/05/19)
	37	ETSU at VMI (02/21/19)
	80	Western Carolina at Furman (12/01/18)
	79	Furman vs The Citadel (01/05/19)
	79	The Citadel vs Western Carolina (01/12/19)
Field goal percentage	78	VMI vs Samford (02/09/19)
	75	The Citadel vs ETSU (01/10/19)
	.672 (43-64)	Wofford vs The Citadel (01/03/19)
	.667 (38-57)	Samford at Wofford (01/24/19)
	.640 (32-50)	Furman vs ETSU (02/09/19)
3-Pt FG made	.617 (37-60)	ETSU at VMI (02/21/19)
	.610 (36-59)	ETSU vs Chattanooga (01/05/19)
	20	Wofford at The Citadel (02/02/19)
	19	Western Carolina vs The Citadel (02/16/19)
	17	The Citadel at Samford (01/17/19)
3-Pt FG attempts	17	Wofford vs Samford (01/24/19)
	17	The Citadel at ETSU (02/14/19)
	47	The Citadel vs Samford (02/23/19)
	46	The Citadel at Samford (01/17/19)
	43	The Citadel at Furman (01/05/19)
3-Pt percentage	43	The Citadel vs Western Carolina (01/12/19)
	42	VMI vs Samford (02/09/19)
	.733 (11-15)	Samford at Wofford (01/24/19)
	.667 (12-18)	Furman vs ETSU (02/09/19)
	.633 (19-30)	Western Carolina vs The Citadel (02/16/19)
Free throws made	.606 (20-33)	Wofford at The Citadel (02/02/19)
	.577 (15-26)	Wofford vs The Citadel (01/03/19)
	29	Mercer at UNC Greensboro (01/26/19)
	27	UNC Greensboro at Samford (12/22/18)
	27	Mercer at Samford (01/19/19)
Free throw attempts	27	ETSU vs Mercer (02/16/19)
	25	VMI at The Citadel (01/26/19)
	25	Western Carolina at Chattanooga (01/31/19)
	36	UNC Greensboro at Samford (12/22/18)
	35	Mercer at Samford (01/19/19)
Free throw percentage	35	ETSU vs Mercer (02/16/19)
	33	Mercer at UNC Greensboro (01/26/19)
	33	UNC Greensboro vs Western Carolina (02/21/19)
	.950 (19-20)	Samford at Wofford (01/24/19)
	.941 (16-17)	Furman at VMI (01/10/19)

	.923	(12-13)	ETSU at Chattanooga (02/02/19)
	.917	(11-12)	ETSU at Mercer (01/12/19)
	.909	(20-22)	UNC Greensboro vs Chattanooga (12/29/18)
Rebounds	53		Furman vs Western Carolina (12/01/18)
	53		Furman vs The Citadel (01/05/19)
	50		ETSU at The Citadel (01/10/19)
	50		Western Carolina at The Citadel (01/12/19)
	50		ETSU at Mercer (01/12/19)
Assists	24		Wofford vs The Citadel (01/03/19)
	24		ETSU at The Citadel (01/10/19)
	23		Wofford at The Citadel (02/02/19)
	22		ETSU vs Chattanooga (01/05/19)
	22		Wofford vs Samford (01/24/19)
Steals	15		The Citadel vs Western Carolina (01/12/19)
	14		UNC Greensboro vs Mercer (01/26/19)
	13		UNC Greensboro vs Samford (02/07/19)
	13		Furman vs UNC Greensboro (02/14/19)
	12		UNC Greensboro at ETSU (01/19/19)
	12		Furman vs Chattanooga (01/24/19)
	12		ETSU at Western Carolina (01/26/19)
	12		UNC Greensboro at Chattanooga (02/09/19)
Blocked shots	11		The Citadel vs Samford (02/23/19)
	10		Furman vs UNC Greensboro (02/14/19)
	9		UNC Greensboro vs Mercer (01/26/19)
	9		Samford vs ETSU (01/31/19)
	9		Furman vs VMI (02/16/19)
Turnovers	29		Western Carolina at The Citadel (01/12/19)
	24		Mercer at UNC Greensboro (01/26/19)
	22		VMI vs Wofford (01/12/19)
	22		Samford at UNC Greensboro (02/07/19)
	22		Western Carolina vs Furman (02/07/19)
	22		Chattanooga vs UNC Greensboro (02/09/19)
Fouls	26		Western Carolina at The Citadel (01/12/19)
	26		Chattanooga vs Western Carolina (01/31/19)
	26		Mercer at ETSU (02/16/19)
	25		UNC Greensboro vs Chattanooga (12/29/18)
	25		Samford vs Mercer (01/19/19)
	25		UNC Greensboro vs Mercer (01/26/19)
	25		The Citadel at Western Carolina (02/16/19)

2018-19 Southern Conference
Conference Individual Highs
Through games of Feb 26, 2019 (Conference games only)

INDIVIDUAL PLAYER GAME HIGHS

Points	38	Bubba Parham (VMI) at Western Carolina (02/23/19)
	37	Lew Stallworth (The Citadel) at Western Carolina (02/16/19)
	37	Ross Cummings (Mercer) vs Chattanooga (02/23/19)
	36	Ross Cummings (Mercer) vs Western Carolina (01/10/19)
	35	Patrick Good (ETSU) at Western Carolina (01/26/19)
Field goals made	13	Lew Stallworth (The Citadel) at Western Carolina (02/16/19)
	13	Bubba Parham (VMI) at Western Carolina (02/23/19)
	12	Carlos Dotson (Western Carolina) at Furman (12/01/18)
	12	Ross Cummings (Mercer) vs Western Carolina (01/10/19)
	12	Lew Stallworth (The Citadel) vs Western Carolina (01/12/19)
	12	Patrick Good (ETSU) at Western Carolina (01/26/19)
	12	Marcus Thomas (Western Carolina) at Chattanooga (01/31/19)
	12	Ross Cummings (Mercer) vs Chattanooga (02/23/19)
Field goal attempts	27	Lew Stallworth (The Citadel) at Western Carolina (02/16/19)
	26	Jordan Lyons (Furman) vs Western Carolina (12/01/18)
	26	Bubba Parham (VMI) at Western Carolina (02/23/19)
	24	Fletcher Magee (Wofford) vs Samford (01/24/19)
	22	Ross Cummings (Mercer) vs Chattanooga (02/23/19)
Field goal percentage	.833 (10-12)	Jeromy Rodriguez (ETSU) at Furman (02/09/19)
	.818 (9-11)	Myron Gordon (Samford) vs Western Carolina (02/02/19)
	.800 (8-10)	Isaiah Miller (UNC Greensboro) at Samford (12/22/18)
	.800 (8-10)	Jeromy Rodriguez (ETSU) vs Furman (12/29/18)
	.800 (8-10)	Ramon Vila (Chattanooga) vs Samford (01/12/19)
	.800 (8-10)	Carlos Dotson (Western Carolina) vs UNC Greensboro (01/17/19)
	.800 (8-10)	Ruben Guerrero (Samford) at Wofford (01/24/19)
3-Pt FG made	11	Patrick Good (ETSU) at Western Carolina (01/26/19)
	8	Matt Frierson (The Citadel) at Samford (01/17/19)
	8	Fletcher Magee (Wofford) vs Western Carolina (02/09/19)
	8	Jerry Johnson Jr. (Chattanooga) at Samford (02/16/19)
	8	Ross Cummings (Mercer) vs Chattanooga (02/23/19)
3-Pt FG attempts	19	Fletcher Magee (Wofford) vs Samford (01/24/19)
	17	Jordan Lyons (Furman) vs Western Carolina (12/01/18)
	17	Patrick Good (ETSU) at Western Carolina (01/26/19)
	15	Matt Frierson (The Citadel) at Samford (01/17/19)
	15	Matt Frierson (The Citadel) at UNC Greensboro (01/24/19)
	15	Fletcher Magee (Wofford) at ETSU (02/07/19)
	15	Bubba Parham (VMI) vs Samford (02/09/19)
3-Pt percentage	1.000 (5-5)	Kevin Easley (Chattanooga) at Western Carolina (01/03/19)
	1.000 (5-5)	Andrew Brown (Furman) vs ETSU (02/09/19)
	.857 (6-7)	Marcus Thomas (Western Carolina) at Chattanooga (01/31/19)
	.833 (5-6)	Kevion Nolan (Samford) vs VMI (12/29/18)
	.833 (5-6)	Ross Cummings (Mercer) at Chattanooga (01/17/19)
	.833 (5-6)	Angelo Allegri (UNC Greensboro) at ETSU (01/19/19)
	.833 (5-6)	Kameron Gibson (Western Carolina) vs ETSU (01/26/19)
	.833 (5-6)	Lew Stallworth (The Citadel) vs Samford (02/23/19)
Free throws made	17	Francis Alonso (UNC Greensboro) at Samford (12/22/18)
	14	Onno Steger (Western Carolina) at Chattanooga (01/31/19)
	12	Ross Cummings (Mercer) at Samford (01/19/19)
	11	Bubba Parham (VMI) at The Citadel (01/26/19)
	11	Donovann Toatley (Chattanooga) vs Western Carolina (01/31/19)
	11	Francis Alonso (UNC Greensboro) vs Western Carolina (02/21/19)
Free throw attempts	21	Francis Alonso (UNC Greensboro) at Samford (12/22/18)
	15	Onno Steger (Western Carolina) at Chattanooga (01/31/19)
	14	Cameron Jackson (Wofford) vs Western Carolina (02/09/19)
	13	Lew Stallworth (The Citadel) at Mercer (02/09/19)

	13	Francis Alonso (UNC Greensboro) vs Western Carolina (02/21/19)
Free throw percentage	1.000 (12-12)	Ross Cummings (Mercer) at Samford (01/19/19)
	1.000 (10-10)	Matt Rafferty (Furman) at UNC Greensboro (01/12/19)
	1.000 (9-9)	Lew Stallworth (The Citadel) at Western Carolina (02/16/19)
	1.000 (8-8)	Matt Halvorsen (Western Carolina) vs Chattanooga (01/03/19)
	1.000 (8-8)	Ross Cummings (Mercer) at UNC Greensboro (01/26/19)
	1.000 (8-8)	Fletcher Magee (Wofford) at The Citadel (02/02/19)
Rebounds	19	Jeromy Rodriguez (ETSU) vs Samford (01/03/19)
	18	Jeromy Rodriguez (ETSU) at Mercer (01/12/19)
	18	Robert Allen (Samford) at The Citadel (02/23/19)
	17	Mladen Armus (ETSU) vs Samford (01/03/19)
	17	Jeromy Rodriguez (ETSU) vs Wofford (02/07/19)
	17	Jeromy Rodriguez (ETSU) at UNC Greensboro (02/24/19)
Assists	16	Josh Sharkey (Samford) at Wofford (01/24/19)
	14	Josh Sharkey (Samford) at ETSU (01/03/19)
	12	Josh Sharkey (Samford) at Furman (01/26/19)
	12	Josh Sharkey (Samford) vs Western Carolina (02/02/19)
	11	Tray Boyd III (ETSU) vs Mercer (02/16/19)
Steals	7	Matt Rafferty (Furman) at VMI (01/10/19)
	6	Josh Sharkey (Samford) vs UNC Greensboro (12/22/18)
	6	Isaiah Miller (UNC Greensboro) vs Chattanooga (12/29/18)
	6	Isaiah Miller (UNC Greensboro) at ETSU (01/19/19)
	6	Matt Rafferty (Furman) vs Chattanooga (01/24/19)
	6	Isaiah Miller (UNC Greensboro) vs Western Carolina (02/21/19)
Blocked shots	8	Ruben Guerrero (Samford) vs ETSU (01/31/19)
	7	Zane Najdawi (The Citadel) vs Samford (02/23/19)
	5	Noah Gurley (Furman) vs UNC Greensboro (02/14/19)
	4	Matt Rafferty (Furman) vs Western Carolina (12/01/18)
	4	Ruben Guerrero (Samford) vs VMI (12/29/18)
	4	James Dickey (UNC Greensboro) vs Furman (01/12/19)
	4	James Dickey (UNC Greensboro) at ETSU (01/19/19)
	4	Fardaws Aimaq (Mercer) at Samford (01/19/19)
	4	James Dickey (UNC Greensboro) at Furman (02/14/19)
	4	Clay Mounce (Furman) vs UNC Greensboro (02/14/19)
	4	Lucas N'Guessan (ETSU) vs Mercer (02/16/19)
	4	Victor Bafutto (Mercer) at ETSU (02/16/19)
Turnovers	11	Josh Sharkey (Samford) at UNC Greensboro (02/07/19)
	8	Josh Sharkey (Samford) at ETSU (01/03/19)
	8	Josh Sharkey (Samford) at Wofford (01/24/19)
	8	Zane Najdawi (The Citadel) vs Furman (01/31/19)
	8	Josh Sharkey (Samford) vs ETSU (01/31/19)