

# 2018-2019

# Southern Conference Men's Basketball



#SoConHoops

702 North Pine Street, Spartanburg, SC 29303 • 864-591-5100 • Fax: 864-591-3448

Phil Perry, Assistant Commissioner for Media Relations (MBK contact)

facebook.com/SouthernConference • twitter.com/SoConSports • instagram.com/SouthernConference

## 2018-19 SOUTHERN CONFERENCE BASKETBALL STANDINGS

	Conference					Overall					
	W-L	Pct.	H	A	ST	W-L	Pct.	H	A	N	ST
#24/25 Wofford	17-0	1.000	9-0	8-0	W17	25-4	.862	15-1	10-3	0-0	W16
UNCG	14-3	.824	8-1	6-2	W3	25-5	.833	14-1	10-4	1-0	W3
Furman	12-5	.706	7-2	5-3	W1	23-6	.793	13-2	10-4	0-0	W1
ETSU	12-5	.706	6-2	6-3	L1	22-8	.733	12-2	9-6	1-0	L1
Chattanooga	7-10	.412	4-4	3-6	L2	12-18	.400	8-5	4-11	0-2	L2
Samford	6-11	.353	4-4	2-7	L3	16-14	.533	11-5	5-9	0-0	L3
Mercer	6-11	.353	4-4	2-7	L1	11-18	.379	9-5	2-12	0-1	L1
The Citadel	4-13	.235	3-6	1-7	L1	12-16	.429	8-7	4-9	0-0	L1
Western Carolina	4-13	.235	2-7	2-6	L2	7-23	.233	4-8	3-13	0-2	L2
VMI	3-14	.176	2-6	1-8	W2	9-20	.310	7-7	2-13	0-0	W2

Rankings are listed Associated Press/Coaches

## UPCOMING SCHEDULE (ALL TIMES EASTERN)

### March 2 (Saturday)

\*The Citadel at VMI, 1 p.m. Nexstar/ESPN+  
 \*Furman at Chattanooga, 2 p.m. ESPN+  
 \*Wofford at Samford, 2 p.m. ESPN3  
 \*Western Carolina at ETSU, 4 p.m. ESPN+  
 \*UNCG at Mercer, 4:30 p.m. ESPN+

### Nexstar affiliates for March 2:

WYCW (Greenville/Spartanburg/Asheville)  
 WJHL (Johnson City)  
 WCBD (Charleston)

### March 8 (Friday)

SoCon Championship presented by General Shale  
 5 p.m., 7:30 p.m. ESPN+  
 (U.S. Cellular Center; Asheville, N.C.)

### March 9 (Saturday)

SoCon Championship presented by General Shale  
 12 p.m., 2:30 p.m., 6 p.m., 8:30 p.m. Nexstar/ESPN+  
 (U.S. Cellular Center; Asheville, N.C.)

### March 10 (Sunday)

SoCon Championship presented by General Shale  
 4 p.m., 6:30 p.m. Nexstar/ESPN+  
 (U.S. Cellular Center; Asheville, N.C.)

### March 11 (Monday)

SoCon Championship presented by General Shale  
 7 p.m. ESPN  
 (U.S. Cellular Center; Asheville, N.C.)

\*Southern Conference game

## SoCON PLAYER OF THE WEEK (2/26)

### Ross Cummings, Jr., G Mercer

Cummings averaged 30.0 points and 4.0 rebounds on the week as the Bears downed Samford and Chattanooga at home to move into a tie for sixth in the league standings.

The Dickson, Tennessee, native scored 23 points and pulled down six rebounds in Mercer's 65-62 win over Samford on Thursday. He followed that up with a career-high 37 points in a 74-69 win over Chattanooga on Saturday, scoring 26 of them in the second half. Cummings was 8-for-14 from 3-point range in the contest and fell just two points shy of the Hawkins Arena scoring record.

Cummings has now scored in double figures 25 times this season and is fourth in the SoCon with an average of 17.9 per game. In league contests, that average jumps to 20.7 points per game, good for third in the league.



## CONFERENCE NEWS AND NOTES

• The Southern Conference regular season concludes Saturday with Wofford trying to complete an undefeated title run and eight of the 10 teams jockeying for seeding in the upcoming Ingles SoCon Basketball Championship presented by General Shale.

• Just two seeds are locked for the upcoming SoCon tournament. Regular-season champion Wofford has claimed the No. 1 seed and UNC Greensboro has clinched the No. 2. ETSU and Furman are guaranteed to be the Nos. 3 and 4 seeds, although the order is yet to be determined. The Paladins hold the tiebreaker by virtue of their season split with UNCG.

• Winner of 16 consecutive games overall and 17 straight in league play, Wofford is trying to complete the first undefeated SoCon season since Davidson went 20-0 in 2007-08.

• The Terriers made school history Monday, entering the Associated Press Top 25 for the first time ever, debuting at No. 24. Later in the afternoon, Wofford appeared in the USA Today Coaches poll, entering in a tie for 25th.

• Furman, which was ranked in both polls earlier in the season after starting 12-0, is receiving votes in the coaches' poll.

• The SoCon continues to have four teams ranked in the Collegelnsider.com Mid-Major Top 25, the most of any conference. Wofford is No. 2, UNCG is No. 8, Furman is No. 12 and ETSU is No. 16.

• Wofford coach Mike Young was named a late-season candidate for the Werner Ladder Naismith Coach of the Year on Wednesday.

• One game after scoring a career-high 38 points, VMI's Bubba Parham had 31 in the Keydets' 84-71 win over Mercer on Thursday, giving him eight games with at least 30 this season. The last SoCon player to score at least 30 that many times in a season was Davidson's Stephen Curry, who reached the mark 15 times in 2008-09.

• UNCG senior guard Francis Alonso scored 18 points in the Spartans' 100-96 win at The Citadel on Thursday, becoming just the second player in school history to reach 2,000 career points, finishing with 2,011. Kyle Hines (2004-08) holds the program record with 2,187 points.

• The Citadel hit 22 3-pointers in the loss, including 10 by Connor Kern en route to a career-high 32 points.

• Furman's Matt Rafferty (15 points, 11 rebounds) and Alex Hunter (15, 10) each recorded double-doubles in the Paladins' 90-81 win at Samford on Thursday.

• With 137 career victories, UNCG coach Wes Miller is one win shy of entering the SoCon's career top 25.

For additional notes, see page 2

## CONFERENCE NEWS AND NOTES

• The SoCon has four teams with at least 20 wins for the third straight season. ETSU is the first SoCon team to post four consecutive 20-win seasons since Davidson turned in five straight from 2004-09.

• Three league players hit the 1,000-point milestone for their careers on Feb. 23. The Citadel's Lew Stallworth and Samford's Josh Sharkey did it in their contest against each other, an 87-83, overtime win for The Citadel. VMI's Parham surpassed the mark later that evening at Western Carolina. It marked the second time this season that multiple SoCon players reached the mark on the same day, as Furman's Matt Rafferty and The Citadel's Matt Frierson both did so on Jan. 3.

• The SoCon features three players averaging 20 points per game in VMI's Bubba Parham (21.0), The Citadel's Lew Stallworth (20.2) and Wofford's Fletcher Magee (20.1). The league hasn't seen multiple players average 20 points in the same season since 2010-11, when College of Charleston's Andrew Goudelock (23.7), Appalachian State's Donald Sims (21.0) and Wofford's Noah Dahlman (20.1) did so.

• The Citadel's Zane Najdawi has blocked 10 shots in his last two games, including a career-high seven in a win over Samford on Feb. 23, pushing his career total to 196, one shy of entering the SoCon's career top 10. He is second in school history behind Kirill Misyuchenko, who blocked 215 shots from 1995-98.

• A win over Chattanooga on Saturday would give Furman a school-record 24 victories this season.

• Western Carolina's Carlos Dotson is nearly averaging a double-double on the season with 13.6 points and 9.4 rebounds per game. He is second in the league in rebounding and field-goal percentage (.608). Dotson scored 27 points and pulled down 15 rebounds in the loss to VMI on Feb. 23, going 11-for-14 from the floor.

• UNCG's Isaiah Miller has a school-record 90 steals on the season and is tied for fourth in SoCon history in a single season. Samford guard Josh Sharkey and Furman forward Matt Rafferty are also likely to enter the league's top 10, as Sharkey has 80 and Rafferty has 75. The No. 10 spot is currently held by Chattanooga's Tim Brooks, who had 83 from 1991-92.

• Sharkey has 219 assists this season, good for a tie for seventh in a season in SoCon history. He also has 521 for his career and needs 17 more to enter the league's career top 10.

• Wofford has won 16 straight games overall and 17 straight in league play, the latter streak being good for the seventh-longest in conference history.

• Wofford's Fletcher Magee is now 32 points shy of VMI's Gay Elmore (1983-87) on the SoCon's career scor-

ing list. Magee is currently seventh in league history.

• Much has been made of Magee's 3-point prowess, but he's also among the all-time greats in free-throw shooting. In addition to being the SoCon's career leader with a 91.1 percentage, he ranks sixth in DI history.

• Chattanooga's Kevin Easley has scored 398 points on the season, matching the program's freshman record set by Keith Parker (1977-78). Easley, who now owns Chattanooga's freshman rebounding (175) and 3-pointers (46), is the top-scoring freshman in the league at 14.7 points per game and is 11th in the SoCon in scoring overall. He has missed the Mocs' last three games with injury.

• Wofford's 3-point field-goal percentage of 41.6 is second in Division I this season and would rank as the fifth-best in a season in SoCon history.

• As a team, The Citadel has hit 345 3-pointers this season, the fifth-most in a season in SoCon history. Wofford is at 321, which is seven outside the top 10.

• Samford's Ruben Guerrero (8.4 rebounds per game, 2.1 blocked shots per game) and Robert Allen (8.3 rbg, 0.9 bpg) are controlling the paint like no other duo in the league, as they are the only teammates in the SoCon to rank in the top 10 in the league in both rebounding and blocked shots. Guerrero ranks fourth in the SoCon in rebounding and first in blocked shots, while Allen ranks fifth and eighth in those categories, respectively.

• Samford has not had a player lead the SoCon in blocked shots since joining the league in 2008-09.

• Citadel senior Matt Frierson is perfect at the free-throw line this season at 42-for-42 but has not made enough to qualify for the SoCon or NCAA statistical rankings.

• ETSU redshirt junior forward Jeromy Rodriguez is sixth in DI with 336 total rebounds and is seventh with 11.2 per game. Rodriguez, who is scoring at a clip of 11.7 points per game, is in position to be the first SoCon player to average a double-double for the season since UNCG's Ben Stywall averaged 14.3 points and 10.4 rebounds per game in 2009-10.

• Rodriguez and Furman's Rafferty are tied for 16th in DI with 14 double-doubles so far this season.

• Rodriguez is just the fifth SoCon player in the last 10 years to collect at least 300 total rebounds in a season. He is on pace for at least 358, which would be the most by a SoCon player since Appalachian State's Tony Search had 359 in 1977-78. Rodriguez had 17 in the Bucs' loss at UNCG on Feb. 24, their last contest.

## SoCon PLAYERS OF THE WEEK

Nov. 13.....	Josh Sharkey, Jr., G, SAM
Nov. 20.....	Jordan Lyons, Jr., G, FUR
Nov. 27.....	Lew Stallworth, Gr., G, CIT
Dec. 4.....	Lew Stallworth, Gr., G, CIT
Dec. 11.....	Jeromy Rodriguez, R-Jr., F, ETSU
Dec. 18.....	Matt Rafferty, Sr., F, FUR
Dec. 24.....	Francis Alonso, Sr., G, UNCG
Dec. 31.....	Jeromy Rodriguez, R-Jr., F, ETSU
Jan. 8.....	Matt Rafferty, Sr., F, FUR
Jan. 15.....	Ross Cummings, Jr., G, MER
Jan. 22.....	Kevin Easley, Fr., F, UTC
Jan. 29.....	Patrick Good, R-So., G, ETSU
Feb. 5.....	Onno Steger, Jr., F, WCU
Feb. 12.....	Fletcher Magee, Sr., G, WOF
Feb. 19.....	Matt Rafferty, Sr., F, FUR
Feb. 26.....	Ross Cummings, Jr., G, MER
March 3.....	

## SoCon PLAYERS OF THE MONTH

November.....	Matt Rafferty, Sr., F, FUR
December.....	Cameron Jackson, Sr., F, WOF
January.....	Fletcher Magee, Sr., G, WOF
February.....	

## SoCon STUDENT-ATHLETE OF THE WEEK

Jan. 2.....	Zane Najdawi, Sr., F, CIT
Jan. 9.....	Mladen Armus, So., F, ETSU
Feb. 6.....	Onno Steger, Jr., F, WCU

## NATIONAL/REGIONAL RECOGNITION

### Jerry West Shooting Guard of the Year Award Watch list

Fletcher Magee, Wofford, Sr., G

### Lou Henson Award (top DI mid-major player) Initial watch list

Matt Rafferty, Furman, Sr., F  
Francis Alonso, UNCG, Sr., G  
James Dickey, UNCG, Jr., F  
Cameron Jackson, Wofford, R-Sr., F  
Fletcher Magee, Wofford, Sr., G

### Midseason watch list

Matt Rafferty, Furman, Sr., F  
Francis Alonso, UNCG, Sr., G  
Cameron Jackson, Wofford, R-Sr., F  
Fletcher Magee, Wofford, Sr., G

### Kareem Abdul-Jabbar Award Watch List

James Dickey, UNCG, Jr., F

### Senior CLASS Award candidate

Zane Najdawi, The Citadel, Sr., F

### Google Cloud Academic All-District

#### First team

Ruben Guerrero, Samford, R-Sr., C

### Werner Ladder Naismith Men's College Coach of the Year Candidate

Mike Young, Wofford

### Andy Katz National Player of the Week

Jordan Lyons, Furman, Jr., G Nov. 19, 2018

## SoCon COACHING RECORDS

Coach, school	Career (yrs.)	School (yrs.)	SoCon (yrs.)
Duggar Baucom, The Citadel	233-258 (16th)	45-80 (4th)	23-66 (5th)
Steve Forbes, ETSU	254-97 (11th)	98-37 (4th)	54-17 (4th)
Bob Richey, Furman	46-17 (2nd)	Same	25-10 (2nd)
Bob Hoffman, Mercer	520-318 (25th)	209-163 (11th)	46-43 (5th)
Wes Miller, UNCG	137-115 (8th)	Same	82-56 (8th)
Scott Padgett, Samford	73-90 (5th)	Same	30-59 (5th)
Lamont Paris, Chattanooga	22-41 (2nd)	Same	10-25 (2nd)
Dan Earl, VMI	33-86 (4th)	Same	14-57 (4th)
Mark Prosser, Western Carolina	12-46 (2nd)	7-23 (1st)	4-13 (1st)
Mike Young, Wofford	294-243 (17th)	Same	174-124 (17th)

# 2019 Ingles Southern Conference Men's Basketball Championship

presented by General Shale

March 8-11 • U.S. Cellular center • Asheville, N.C.



**FRIDAY  
MARCH 8**

**SATURDAY  
MARCH 9**

**SUNDAY  
MARCH 10**

**MONDAY  
MARCH 11**

No. 8 seed

Session 1, Game 1  
March 8, 5 p.m.



No. 9 seed

Session 2, Game 3  
March 9, 12 p.m.



No. 1 Wofford

No. 4 seed

Session 2, Game 4  
March 9, 2:30 p.m.



No. 5 seed

Session 4, Game 7  
March 10, 4 p.m.



CHAMPIONSHIP GAME

Session 5, Game 9  
March 11, 7 p.m.



No. 7 seed

Session 1, Game 2  
March 8, 7:30 p.m.



No. 10 seed

Session 3, Game 5  
March 9, 6 p.m.



No. 2 UNCG

No. 3 seed

Session 3, Game 6  
March 9, 8:30 p.m.



No. 6 seed

Session 4, Game 8  
March 10, 6:30 p.m.



PRESENTED BY: **General Shale**



ASSOCIATED PRESS TOP 25

Table listing Associated Press Top 25 rankings for various schools from Gonzaga to West Virginia, with columns for school names and 25 numbered positions.

Others receiving votes: Louisville 90, Villanova 63, Iowa State 58, Mississippi State 28, Auburn 16, Baylor 10, VCU 4, Old Dominion 2, New Mexico State 1

USA TODAY COACHES TOP 25

Table listing USA Today Coaches Top 25 rankings for various schools from Gonzaga to Syracuse, with columns for school names and 25 numbered positions.

Others receiving votes: Iowa State 49, Villanova 40, Mississippi State 18, Baylor 7, Auburn 6, Furman 5, Arizona State 4, Florida 1, Hofstra 1

NET RANKINGS (AS OF MARCH 1)

The NCAA Evaluation Tool (NET) replaces the RPI this season and relies on game results, strength of schedule, game location, scoring margin, net offensive and defensive efficiency, and the quality of wins and losses to aid the NCAA in evaluating programs throughout the season.

Table listing SoCon team NET rankings, with columns for SoCon team and NET ranking.

THE SOCON VS. RANKED TEAMS

Furman's win at No. 8 Villanova on Nov. 17 was the SoCon's second road victory over a top-10 opponent in as many seasons, as Wofford downed then-No. 5 North Carolina in 2017.

Table listing Southern Conference ranked wins since 1997-98, with columns for SoCon, Opp., Score, and Date.

Preseason predictions

Defending regular-season and tournament champion UNCG was the preseason pick to win the league in 2018-19 among the league's 10 head coaches and media.

Preseason Player of the Year Fletcher Magee, Sr., G, Wofford

- Preseason All-Southern Conference Team: Zane Najdawi, Sr., F, The Citadel; Tray Boyd III, Jr., G, ETSU; Bo Hodges, So., G/F, ETSU; Jeremy Rodriguez, R-Jr., F, ETSU; Matt Rafferty, Sr., F, Furman; Ross Cummings, Jr., G, Mercer; Francis Alonso, Sr., G, UNCG; James Dickey, Jr., F, UNCG; Bubba Parham, So., G, VMI; Cameron Jackson, Sr., F, Wofford; Fletcher Magee, Sr., G, Wofford.

Table comparing Coaches poll and Media poll results, with columns for Team (1st), Total, and Media poll Team (1st) Total.



## SPECIALTY STATS LEADERS

50-point games	Ovr.	SoCon
Jordan Lyons, FUR	1	0

40-point games	Ovr.	SoCon
Jordan Lyons, FUR	1	0

30-point games	Ovr.	SoCon
Bubba Parham, VMI	8	4
Ross Cummings, MER	4	3
Fletcher Magee, WOF	3	3
Lew Stallworth, CIT	2	2
Matt Frierson, CIT	1	0
Connor Kern, CIT	1	1
Patrick Good, ETSU	1	1
Jordan Lyons, FUR	1	0
Francis Alonso, UNCG	1	1
Kyrin Galloway, UNCG	1	0
Brandon Austin, SAM	1	1
Kameron Gibson, WCU	1	0
Onno Steger, WCU	1	1
Marcus Thomas, WCU	1	1
Nathan Hoover, WOF	1	0

20-point games	Ovr.	SoCon
Fletcher Magee, WOF	16	13
Lew Stallworth, CIT	15	10
Bubba Parham, VMI	15	8
Ross Cummings, MER	11	9
Josh Sharkey, SAM	11	7
Matt Rafferty, FUR	10	7
Francis Alonso, UNCG	9	4
Jordan Lyons, FUR	8	5
Isaiah Miller, UNCG	7	7
Kevin Easley, UTC	7	5
Cameron Jackson, WOF	6	3
Tray Boyd III, ETSU	5	1
Brandon Austin, SAM	5	2
Myron Gordon, SAM	5	4
Kameron Gibson, WCU	5	3
Onno Steger, WCU	5	5
Matt Frierson, CIT	4	1
Zane Najdawi, CIT	4	3
Kaiden Rice, CIT	4	1
Nathan Hoover, WOF	4	3
Jeremy Rodriguez, ETSU	3	2
Daivien Williamson, ETSU	3	3
Ruben Guerrero, SAM	3	1
Carlos Dotson, WCU	3	2
Matt Halvorsen, WCU	3	2
Marcus Thomas, WCU	3	3
Alex Reed, CIT	2	1
Patrick Good, ETSU	2	2
Clay Mounce, FUR	2	0
Djordje Dimitrijevic, MER	2	1
Kaleb Hunter, ETSU	2	1
Jerry Johnson Jr., UTC	2	1
Myles Lewis, VMI	2	2
Connor Kern, CIT	1	1
Mladen Armus, ETSU	1	1
Bo Hodges, ETSU	1	1
Isaiah Tisdale, ETSU	1	1
Ethan Stair, MER	1	1
Kyrin Galloway, UNCG	1	0
Demetrius Troy, UNCG	1	1
Keivon Nolan, SAM	1	0
Garrett Gilkeson, VMI	1	0
Jake Stephens, VMI	1	0

15-rebound games	Ovr.	SoCon
Jeremy Rodriguez, ETSU	7	4
Matt Rafferty, FUR	2	1
Carlos Dotson, WCU	2	1
Mladen Armus, ETSU	1	1
James Dickey, UNCG	1	1
Robert Allen, SAM	1	1
Ruben Guerrero, SAM	1	0
Thomas Smallwood, UTC	1	0

10-rebound games	Ovr.	SoCon
Jeremy Rodriguez, ETSU	18	8
Matt Rafferty, FUR	15	10
Carlos Dotson, WCU	14	10
Mladen Armus, ETSU	10	5
Ruben Guerrero, SAM	10	8
Robert Allen, SAM	9	5
Zane Najdawi, CIT	7	4
James Dickey, UNCG	7	4
Cameron Jackson, WOF	6	3
Keve Aluma, WOF	5	4
Hayden Brown, CIT	4	3
Clay Mounce, FUR	4	2
Tyler Creammer, VMI	4	1
Fardaws Aimaq, MER	3	2

10-rebound games (cont.)	Ovr.	SoCon
Kevin Easley, UTC	3	2
Garrett Gilkeson, VMI	3	2
Chevez Goodwin, WOF	3	2
Lew Stallworth, CIT	2	0
Bo Hodges, ETSU	2	2
Ethan Stair, MER	2	2
Jaylen Stowe, MER	2	1
Brandon Austin, SAM	2	1
Ramon Vila, UTC	2	2
Marc Gosselin, WCU	2	1
Onno Steger, WCU	2	2
Kaelon Harris, CIT	1	0
Alex Reed, CIT	1	0
D'Andre Bernard, ETSU	1	0
Octavion Corley, ETSU	1	0
Alex Hunter, FUR	1	1
Eric Hamilton, UNCG	1	1
Josh Sharkey, SAM	1	0
Thomas Smallwood, UTC	1	0
Myles Lewis, VMI	1	1

15-assist games	Ovr.	SoCon
Josh Sharkey, SAM	1	1

10-assist games	Ovr.	SoCon
Josh Sharkey, SAM	7	5
Lew Stallworth, CIT	5	2
Quayson Williams, CIT	1	0
Tray Boyd III, ETSU	1	1
Alex Hunter, FUR	1	1
Donovann Tootley, UTC	1	0
Greg Parham, VMI	1	0

5-block games	Ovr.	SoCon
Zane Najdawi, CIT	2	1
Octavion Corley, ETSU	1	0
Noah Gurley, FUR	1	1
Robert Allen, SAM	1	1
Ruben Guerrero, SAM	1	1

Double-doubles	Ovr.	SoCon
Jeremy Rodriguez, ETSU	14	7
Matt Rafferty, FUR	14	9
Carlos Dotson, WCU	12	8
Ruben Guerrero, SAM	8	6
Josh Sharkey, SAM	8	5
Lew Stallworth, CIT	7	3
Zane Najdawi, CIT	6	3
Cameron Jackson, WOF	5	2
Mladen Armus, ETSU	4	3
James Dickey, UNCG	4	3
Robert Allen, SAM	4	3
Hayden Brown, CIT	3	2
Clay Mounce, FUR	3	2
Garrett Gilkeson, VMI	3	2
Alex Hunter, FUR*	2	2
Ethan Stair, MER	2	2
Jaylen Stowe, MER	2	1
Brandon Austin, SAM	2	1
Kevin Easley, UTC	2	2
Ramon Vila, UTC	2	2
Tyler Creammer, VMI	2	1
Keve Aluma, WOF	2	2
Tray Boyd III, ETSU	1	1
Eric Hamilton, UNCG	1	0
Thomas Smallwood, UTC	1	0
Myles Lewis, VMI	1	1
Greg Parham, VMI*	1	0
Marc Gosselin, WCU	1	0
Onno Steger, WCU	1	1
Chevez Goodwin, WOF	1	0

20/15 games	Ovr.	SoCon
Jeremy Rodriguez, ETSU	2	1
Ruben Guerrero, SAM	1	0

20/10 games	Ovr.	SoCon
Matt Rafferty, FUR	4	2
Josh Sharkey, SAM*	3	2
Lew Stallworth, CIT	2	1
Jeremy Rodriguez, ETSU	2	1
Ruben Guerrero, SAM	2	0
Carlos Dotson, WCU	2	2
Zane Najdawi, CIT	1	0
Mladen Armus, ETSU	1	1
Clay Mounce, FUR	1	0
Brandon Austin, SAM	1	0

^ 5 were points/assists  
+ 7 were points/assists  
\* 1 was points/assists

## SoCon 3-POINT PROWESS

• Five league players have hit at least 10 3-pointers in a game this season, highlighted by Furman's Jordan Lyons matching the SoCon and NCAA Division I records with 15 against North Greenville on Nov. 13. ETSU's Patrick Good hit a school-record 11 at Western Carolina on Jan. 26. The Citadel's Matt Frierson hit a school-record 10 in a win over Johnson University on Nov. 14 and VMI's Bubba Parham hit a school-record 10 in a loss at No. 10 Kentucky on Nov. 18. The Keydets hit 19 3s in the contest, the most ever against Kentucky and a Rupp Arena record. On Feb. 28, Conner Kern hit 22 3-pointers to match Frierson for The Citadel's school record.

• The Citadel has hit 23 3-pointers twice this season, falling one shy of the SoCon record both times. The Bulldogs set their school record with 23 against Mid-Atlantic Christian on Nov. 12 and matched it against High Point on Nov. 27. The Citadel also hit 22 against UNCG on Feb. 28, tied for the fourth-most in a game in league history.

• Furman matched its school record with 21 3-pointers against North Greenville on Nov. 13.

• Western Carolina hit 19 3-pointers in its 103-82 win over The Citadel on Feb. 16, falling one shy of the school record. Onno Steger and Matt Halvorsen hit six each.

• The Citadel is second in NCAA Division I with 12.3 made 3-pointers per game this season.

• Wofford is second in DI in 3-point field-goal percentage at 41.6 percent.

• Wofford's Fletcher Magee is eighth in SoCon history with a career 3-point percentage of 43.7 (see chart on page 5).

• Magee (482, first), UNCG's Francis Alonso (376, fourth) and The Citadel's Frierson (319, sixth) are all in the top 10 in career 3-pointers in SoCon history. For more info, see the chart on the previous page.

• Two active SoCon student-athletes have current streaks of at least 10 games with a made 3-pointer, led by Wofford's Magee's current 20-game run. Magee (60), UNCG's Alonso (56) and The Citadel's Frierson (52) have all had streaks of 50-plus games end this season.

### Consecutive games with a 3-pointer

Player, school	'18-19	'17-18	'16-17	Total
Fletcher Magee, WOF, Sr.	20	x	x	20
Nathan Hoover, WOF, Jr.	15	x	x	15

• Magee, whose 148 3-pointers last season were good for second in SoCon history and fifth in NCAA DI lore, is on pace for at least 140 this year, which would rank third. Magee's current total of 131 leads DI this season and is tied for fourth in a season in SoCon history. Frierson hit 114 last season, which is now good for 11th.

### Single-season 3-pointers, SoCon history

162	Stephen Curry, Davidson	2007-08
148	<b>Fletcher Magee, Wofford</b>	<b>2017-18</b>
135	Stephen McDowell, Chattanooga	2008-09
131	Andrew Goudelock, Col. of Charleston	2010-11
131	<b>Fletcher Magee, Wofford</b>	<b>2018-19</b>
130	Keith Veney, Marshall	1996-97
130	Stephen Curry, Davidson	2008-09
123	Donald Sims, Appalachian State	2009-10
122	Stephen Curry, Davidson	2006-07
118	Keddrick Mays, Chattanooga	2006-07
114	<b>Matt Frierson, The Citadel</b>	<b>2017-18</b>

### Single-season 3-pointers, NCAA history

162	Stephen Curry, Davidson	2007-08
158	Darrin Fitzgerald, Butler	1986-87
155	Akeem Richmond, East Carolina	2013-14
152	Freddie Banks, UNLV	1986-87
148	<b>Fletcher Magee, Wofford</b>	<b>2017-18</b>

# SoCON vs. OTHER CONFERENCES

## American Athletic (1-1)

11/14 SMU 98, Western Carolina 65  
11/24 The Citadel 84, South Florida 81

## Atlantic Coast (0-7)

11/6 #22 Clemson 100, The Citadel 80  
11/6 #8 North Carolina 78, Wofford 67  
11/9 Pittsburgh 94, VMI 55  
11/24 NC State 78, Mercer 74  
11/27 Wake Forest 71, Western Carolina 64  
12/5 #15 Virginia Tech 89, VMI 68  
12/5 NC State 100, Western Carolina 67

## Atlantic Sun (6-1)

11/6 Samford 91, North Alabama 74  
11/12 Samford 74, Kennesaw State 60  
11/18 Jacksonville 74, Chattanooga 66  
(Mobile, Ala.)  
11/23 VMI 87, Stetson 79 (OT)  
11/24 Western Carolina 77, Jacksonville 65  
12/15 UNCG 53, North Alabama 48  
12/21 VMI 89, North Alabama 68

## Big 12 (0-3)

11/16 Texas 97, The Citadel 69  
11/18 Oklahoma 75, Wofford 64  
12/4 #2 Kansas 72, Wofford 47

## Big East (1-1)

11/11 Creighton 75, ETSU 69  
11/17 Furman 76, No. 8 Villanova 68 (OT)

## Big South (12-4)

11/10 Wofford 68, High Point 60  
11/13 Furman 88, Gardner-Webb 86 (OT)  
11/14 VMI 78, USC Upstate 72  
11/17 ETSU 76, Winthrop 74  
11/25 Furman 65, UNC Asheville 51  
11/27 The Citadel 112, High Point 87  
12/1 Longwood 65, VMI 45  
12/8 Western Carolina 71, UNC Asheville 59  
12/8 #25 Furman 74, USC Upstate 60  
12/11 #23 Furman 77, Charleston Southern 69  
12/12 Presbyterian 103, VMI 70  
12/15 High Point 86, Western Carolina 59  
12/15 Wofford 92, UNC Asheville 49  
12/18 The Citadel 82, Campbell 76  
12/18 UNCG 65, Radford 58  
12/29 Longwood 110, The Citadel 94

## Big Ten (0-4)

11/20 #23 Ohio State 68, Samford 50  
11/23 #8 Michigan 83, Chattanooga 55  
12/15 Illinois 73, ETSU 55  
12/18 #23 Iowa 78, Western Carolina 60

## Colonial (7-1)

11/10 Coll. of Charleston 77, Western Carolina 74  
11/13 UNCG 82, UNCW 61  
11/20 The Citadel 91, James Madison 82 (OT)  
11/23 UNCG 84, Delaware 65  
12/4 #25 Furman 98, Elon 77  
12/7 UNCG 75, Elon 74  
12/15 #23 Furman 93, UNCW 50  
12/21 Mercer 77, UNCW 73

## Conference USA (2-3)

11/6 Chattanooga 80, Charlotte 69  
11/6 UAB 75, Mercer 67  
11/21 Southern Miss 68, Western Carolina 63  
(Cancun, Mexico)  
11/24 UNCG 80, Louisiana Tech 73  
(Newark, Del.)  
12/5 Florida Atlantic 68, Mercer 64

## Horizon (1-1)

11/7 Wright State 96, Western Carolina 73  
11/18 Samford 73, Cleveland State 60

## Ivy (0-1)

12/29 Harvard 71, Mercer 67  
(Atlanta, Ga.)

## Mid-American (0-1)

12/21 Bowling Green 73, Western Carolina 52

## Mid-Eastern Athletic (6-0)

11/6 UNCG 74, North Carolina A&T 66  
11/20 Mercer 80, Maryland Eastern Shore 42  
11/21 Wofford 98, Coppin State 65  
11/25 Samford 77, South Carolina State 60  
12/12 UNCG 77, Coppin State 54  
12/22 ETSU 89, Norfolk State 61  
(El Paso, Texas)

## Missouri Valley (1-0)

11/9 Furman 60, Loyola Chicago 58

## Mountain West (1-0)

12/21 ETSU 76, Wyoming 53  
(El Paso, Texas)

## Non-Division I (23-0)

11/6 Furman 102, Bob Jones 48  
11/6 VMI 89, Washington College 56  
11/8 ETSU 109, Hiwassee 44  
11/9 Mercer 105, Piedmont 52  
11/11 VMI 98, Goucher 34  
11/12 The Citadel 148, Mid-Atlantic Christian 75  
11/13 Chattanooga 92, Cumberland 61  
11/13 Wofford 95, Carver 34  
11/14 The Citadel 137, Johnson 60  
11/14 Samford 66, Miles College 57  
11/15 Furman 107, North Greenville 67  
11/16 UNCG 105, Johnson & Wales 57  
11/17 Western Carolina 94, Hiwassee 55  
11/20 VMI 106, Kentucky Christian 80  
11/21 Furman 74, Southern Wesleyan 57  
11/23 Wofford 97, Mars Hill 46  
11/27 Mercer 90, Brewton-Parker 65  
11/27 UNCG 111, Greensboro College 33  
11/27 Chattanooga 95, Hiwassee 62  
12/3 ETSU 107, Reinhardt 60  
12/5 The Citadel 127, Johnson & Wales 93  
12/6 Wofford 112, Kentucky Christian 58  
12/21 Chattanooga 79, Bryan 45

## Ohio Valley (6-5)

11/9 Samford 92, Jacksonville State 72  
11/10 Eastern Kentucky 81, Chattanooga 78  
11/16 Mercer 77, UT Martin 60  
11/17 Southeast Missouri 63, Chattanooga 42  
(Mobile, Ala.)  
11/20 Jacksonville State 84, Western Carolina 53  
(Cancun, Mexico)  
11/29 Belmont 99, Samford 93 (OT)  
12/1 Chattanooga 71, Tennessee Tech 60  
12/8 ETSU 80, UT Martin 62  
12/13 Samford 77, Morehead State 72 (OT)  
12/15 The Citadel 86, Southeast Missouri 74  
12/18 UT Martin 75, Chattanooga 72

## Pac-12 (0-0)

11/16 Wofford at Stanford, canc.

## Patriot (0-1)

11/27 American 74, VMI 64

American Athletic.....	1-1
Atlantic Coast.....	0-7
Atlantic Sun.....	6-1
Big 12.....	0-3
Big East.....	1-1
Big South.....	12-4
Big Ten.....	0-4
Colonial.....	7-1
Conference USA.....	2-3
Horizon.....	1-1
Independent.....	0-0
Ivy.....	0-1
Mid-American.....	0-1
Mid-Eastern Athletic.....	6-0
Missouri Valley.....	1-0
Mountain West.....	1-0
Non-Division I.....	23-0
Ohio Valley.....	6-5
Pac-12.....	0-0
Patriot.....	0-1
Southeastern.....	1-8
Southland.....	2-0
Southwestern Athletic.....	2-0
Summit.....	2-0
Sun Belt.....	2-5
Western Athletic.....	1-0

<b>Total.....</b>	<b>77-47</b>
Home.....	52-7
Away.....	22-35
Neutral.....	3-5
vs. Top 25.....	1-12

## Southeastern (1-8)

11/9 #23 LSU 97, UNCG 91  
11/18 #10 Kentucky 92, VMI 82  
11/26 Wofford 81, South Carolina 61  
12/1 #9 Kentucky 78, UNCG 61  
12/16 Ole Miss 90, Chattanooga 70  
12/18 Florida 71, Mercer 63  
12/19 #3 Tennessee 83, Samford 70  
12/19 #17 Mississippi State 98, Wofford 87  
12/21 LSU 75, #24 Furman 57

## Southland (2-0)

11/20 ETSU 77, Sam Houston State 63  
12/17 Samford 85, Houston Baptist 61

## Southwestern Athletic (2-0)

11/19 UNCG 74, Prairie View A&M 66  
12/9 Samford 77, Alabama A&M 59

## Summit (2-0)

11/23 Samford 74, Purdue Fort Wayne 66  
11/24 ETSU 79, North Dakota State 61

## Sun Belt (2-5)

11/6 Georgia State 74, ETSU 68  
11/13 Georgia State 62, Mercer 60  
11/16 South Alabama 73, Chattanooga 54  
11/27 ETSU 69, Georgia Southern 64  
12/8 Georgia Southern 89, Mercer 74  
12/9 Wofford 82, Coastal Carolina 71  
12/12 Georgia State 95, Chattanooga 88

## Western Athletic (1-0)

11/19 ETSU 86, Chicago State 61

Home teams underlined All times Eastern



# 2018-19 SoCon BASKETBALL SCHEDULES (ALL TIMES EASTERN)



## The Citadel (12-16, 4-13 SoCon)

N6	at No. 22 Clemson (ACC Network Extra)	L, 80-100
N12	MID-ATLANTIC CHRISTIAN# (ESPN+)	W, 148-75
N14	JOHNSON UNIVERSITY# (ESPN3)	W, 137-60
N16	at Texas# (Longhorn Network)	L, 69-97
N20	at James Madison (Madison)	W, 91-82 (OT)
N24	at South Florida (ESPN3)	W, 84-81
N27	HIGH POINT (ESPN+)	W, 112-87
D1	*MERCER (ESPN+)	W, 79-69
D5	JOHNSON & WALES (ESPN3)	W, 127-93
D15	SOUTHEAST MISSOURI (ESPN+)	W, 86-74
D18	at Campbell (ESPN+)	W, 82-76
D29	LONGWOOD (ESPN3)	L, 94-110
J3	*at Wofford (ESPN+)	L, 81-112
J5	*at Furman (ESPN3)	L, 85-101
J10	*ETSU (ESPN+)	L, 73-98
J12	*WESTERN CAROLINA (Nexstar/ESPN+)	L, 82-94
J17	*at Samford (ESPN+)	L, 77-80
J19	*at Chattanooga (ESPN3)	L, 71-73
J24	*at UNCG (ESPN+)	L, 60-83
J26	*VMI (ESPN+)	W, 84-82
J31	*FURMAN (ESPN+)	L, 61-71
F2	*WOFFORD (Nexstar/ESPN3)	L, 61-99
F9	*at Mercer (ESPN3)	W, 67-61
F14	*at ETSU (ESPN3)	L, 83-91
F16	*at Western Carolina (ESPN+)	L, 82-103
F21	*CHATTANOOGA (ESPN3)	L, 65-68
F23	*SAMFORD (Nexstar/ESPN3)	W, 87-83 (OT)
F28	*UNCG (ESPN+)	L, 96-100
M2	*at VMI (Nexstar/ESPN+)	1 p.m.
M8-11	at SoCon Championship (Asheville, N.C.)	

\* - Southern Conference game  
# - Continental Tire Las Vegas Invitational (campus sites)



## ETSU (22-8, 12-5 SoCon)

N6	at Georgia State# (ESPN+)	L, 68-74
N8	HIWASSEE (ESPN+)	W, 109-44
N11	at Creighton# (FS1)	L, 69-75
N17	at Winthrop (ESPN+)	W, 76-74
N19	CHICAGO STATE# (ESPN+)	W, 86-61
N20	SAM HOUSTON STATE# (ESPN3)	W, 77-63
N24	NORTH DAKOTA STATE (ESPN+)	W, 79-61
N27	at Georgia Southern (ESPN+)	W, 69-64
D1	*at Wofford (ESPN+)	L, 62-79
D3	REINHARDT (ESPN3)	W, 107-60
D8	UT MARTIN (ESPN+)	W, 80-62
D15	at Illinois (Big Ten Network Plus)	L, 55-73
D21	vs. Wyoming%	W, 76-53
D22	vs. Norfolk State%	W, 89-61
D29	*FURMAN (ESPN+)	W, 79-56
J3	*SAMFORD (ESPN3)	W, 81-72 (OT)
J5	*CHATTANOOGA (ESPN+)	W, 96-70
J10	*at The Citadel (ESPN+)	W, 98-73
J12	*at Mercer (ESPN3)	W, 72-68 (OT)
J17	*VMI (ESPN+)	W, 85-82
J19	*UNCG (ESPN3)	L, 68-75
J26	*at Western Carolina (ESPN3)	W, 91-69
J31	*at Samford (ESPN3)	W, 74-66
F2	*at Chattanooga (ESPN3)	W, 77-64
F7	*WOFFORD (ESPN+)	L, 76-78 (OT)
F9	*at Furman (Nexstar/ESPN+)	L, 61-91
F14	*THE CITADEL (ESPN3)	W, 91-83
F16	*MERCER (ESPN3)	W, 88-69
F21	*at VMI (ESPN+)	W, 94-70
F24	*at UNCG (ESPN+)	L, 59-60
M2	*WESTERN CAROLINA (ESPN+)	4 p.m.
M8-11	at SoCon Championship (Asheville, N.C.)	

\* - Southern Conference game  
# - Cayman Islands Classic (campus sites)  
% - WestStar Bank Don Haskins Sun Bowl Inv. (El Paso, Texas)



## Furman (23-6, 12-5 SoCon)

N6	BOB JONES (ESPN+)	W, 102-48
N9	at Loyola Chicago (NBCSC/ESPN3)	W, 60-58
N13	GARDNER-WEBB (ESPN+)	W, 88-86 (OT)
N15	NORTH GREENVILLE# (ESPN3)	W, 107-67
N17	at No. 8 Villanova# (FS2)	W, 76-68 (OT)
N21	SOUTHERN WESLEYAN# (ESPN3)	W, 74-57
N25	at UNC Asheville (ESPN+)	W, 65-51
D1	*WESTERN CAROLINA (ESPN+)	W, 90-88 (OT)
D4	at Elon (Phoenix All-Access)	W, 98-77
D8	at USC Upstate (ESPN+)	W, 74-60
D11	CHARLESTON SOUTHERN (ESPN3)	W, 77-69
D15	UNCW (ESPN+)	W, 93-50
D21	at LSU (SEC Network+)	L, 57-75
D29	*at ETSU (ESPN+)	L, 56-79
J3	*MERCER (ESPN+)	W, 71-58
J5	*THE CITADEL (ESPN3)	W, 101-85
J10	*at VMI (ESPN3)	W, 89-57
J12	*at UNCG (ESPN3)	L, 79-89
J19	*at Wofford (Nexstar/ESPN3)	L, 54-59
J24	*CHATTANOOGA (ESPN+)	W, 73-58
J26	*SAMFORD (ESPN3)	L, 73-75
J31	*at The Citadel (ESPN+)	W, 71-61
F2	*at Mercer (ESPN+)	W, 74-63
F7	*at Western Carolina (ESPN3)	W, 64-45
F9	*ETSU (Nexstar/ESPN+)	W, 91-61
F14	*UNCG (ESPN+)	W, 67-57
F16	*VMI (ESPN3)	W, 96-62
F23	*WOFFORD (ESPN3)	L, 64-72
F28	*at Samford (ESPN+)	W, 90-81
M2	*at Chattanooga (ESPN+)	2 p.m.
M8-11	at SoCon Championship (Asheville, N.C.)	

\* - Southern Conference game  
# - Advocare Invitational (campus sites)



## Mercer (11-18, 6-11 SoCon)

N6	at UAB	L, 67-75
N9	PIEDMONT (ESPN3)	W, 105-52
N13	at Georgia State (ESPN+)	L, 60-62
N16	UT MARTIN# (ESPN3)	W, 77-60
N20	MARYLAND EASTERN SHORE# (ESPN+)	W, 80-42
N24	at NC State# (ACC Network Extra)	L, 74-78
N27	BREWTON-PARKER (ESPN3)	W, 90-65
D1	*at The Citadel (ESPN+)	L, 69-79
D5	at Florida Atlantic (CUSA.TV)	L, 64-68
D8	GEORGIA SOUTHERN (ESPN3)	L, 74-89
D18	at Florida (SEC Network)	L, 63-71
D21	UNCW (ESPN+)	W, 77-73
D29	vs. Harvard^	L, 67-71
J3	*at Furman (ESPN+)	L, 58-71
J5	*at Wofford (Nexstar/ESPN3)	L, 74-78
J10	*WESTERN CAROLINA (ESPN+)	W, 84-80
J12	*ETSU (ESPN3)	L, 68-72 (OT)
J17	*at Chattanooga (ESPN3)	L, 70-73
J19	*at Samford (ESPN3)	W, 93-87
J24	*VMI (ESPN+)	W, 88-68
J26	*at UNCG (ESPN+)	L, 81-88
J31	*WOFFORD (ESPN+)	L, 67-76
F2	*FURMAN (ESPN+)	L, 63-74
F9	*THE CITADEL (ESPN3)	L, 61-67
F14	*at Western Carolina (ESPN+)	W, 74-65
F16	*at ETSU (ESPN3)	L, 69-88
F21	*SAMFORD (ESPN+)	W, 65-62
F23	*CHATTANOOGA (ESPN3)	W, 74-69
F28	*at VMI (ESPN3)	L, 71-84
M2	*UNCG (ESPN+)	4:30 p.m.
M8-11	at SoCon Championship (Asheville, N.C.)	

\* - Southern Conference game  
# - Wolfpack Classic (campus sites)  
^ - Atlanta, Ga.



## UNC Greensboro (25-5, 14-3 SoCon)

N6	at North Carolina A&T	W, 74-66
N9	at No. 23 LSU (SEC Network+)	L, 91-97
N13	at UNCW	W, 82-61
N16	JOHNSON & WALES# (SDN/Roku)	W, 105-57
N19	PRAIRIE VIEW A&M (ESPN+)	W, 74-66
N23	at Delaware# (YouTube)	W, 84-65
N24	vs. Louisiana Tech^	W, 80-73
N27	GREENSBORO COLLEGE# (SDN/Roku)	W, 111-33
D1	at No. 10 Kentucky (ESPN2)	L, 61-78
D7	at Elon (Phoenix All-Access)	W, 75-74
D12	COPPIN STATE (ESPN3)	W, 77-54
D15	NORTH ALABAMA&& (ESPN+)	W, 53-48
D18	RADFORD (ESPN+)	W, 65-58
D22	*at Samford (ESPN+)	W, 83-75
D29	*CHATTANOOGA (ESPN+)	W, 85-72
J5	*at VMI (ESPN+)	W, 71-68
J10	*WOFFORD (ESPN3)	L, 43-72
J12	*FURMAN (ESPN3)	W, 89-79
J17	*at Western Carolina (ESPN+)	W, 69-60
J19	*at ETSU (ESPN3)	W, 75-68
J24	*THE CITADEL (ESPN+)	W, 83-60
J26	*MERCER (ESPN+)	W, 88-81
J31	*VMI (ESPN3)	W, 93-66
F7	*SAMFORD (ESPN+)	W, 75-67
F9	*at Chattanooga (ESPN+)	W, 78-63
F14	*at Furman (ESPN+)	L, 57-67
F16	*at Wofford (Nexstar/ESPN+)	L, 50-80
F21	*WESTERN CAROLINA (ESPN+)	W, 79-76 (OT)
F24	*ETSU (ESPN+)	W, 60-59
F28	*at The Citadel (ESPN+)	W, 100-96
M2	*at Mercer (ESPN+)	4:30 p.m.
M8-11	at SoCon Championship (Asheville, N.C.)	

\* - Southern Conference game  
# - Delaware Invitational (campus sites)  
^ - Delaware Invitational (Newark, Del.)  
& - Fleming Gymnasium




## Samford (16-14, 6-11 SoCon)

N6	NORTH ALABAMA (ESPN3)	W, 91-74
N9	JACKSONVILLE STATE (ESPN3)	W, 92-72
N12	KENNESAW STATE (ESPN+)	W, 74-60
N14	MILES COLLEGE (ESPN3)	W, 66-57
N18	at Cleveland State# (ESPN+)	W, 73-60
N20	at No. 23 Ohio State# (BigTen2Go)	L, 50-68
N23	at Purdue Fort Wayne# (Mastodon All-Access)	W, 74-66
N25	SOUTH CAROLINA STATE# (ESPN+)	W, 77-60
N29	BELMONT (ESPN+)	L, 93-99 (OT)
D9	at Alabama A&M	W, 77-59
D13	MOREHEAD STATE (ESPN+)	W, 77-72 (OT)
D17	HOUSTON BAPTIST (ESPN+)	W, 85-61
D19	at No. 3 Tennessee (SEC Network+)	L, 70-83
D22	*UNCG (ESPN+)	L, 75-83
D29	*VMI (ESPN3)	W, 96-68
J3	*at ETSU (ESPN3)	L, 72-81 (OT)
J5	*at Western Carolina (ESPN+)	L, 69-76
J12	*at Chattanooga (ESPN3)	L, 75-80
J17	*THE CITADEL (ESPN+)	W, 80-77
J19	*MERCER (ESPN3)	L, 87-93
J24	*at Wofford (ESPN+)	L, 106-107 (OT)
J26	*at Furman (ESPN3)	W, 75-73
J31	*ETSU (ESPN3)	L, 66-74
F2	*WESTERN CAROLINA (ESPN3)	W, 92-81
F7	*at UNCG (ESPN+)	L, 67-75
F9	*at VMI (ESPN+)	W, 84-77 (OT)
F16	*CHATTANOOGA (ESPN+)	W, 80-76 (OT)
F21	*at Mercer (ESPN+)	L, 62-65
F23	*at The Citadel (Nexstar/ESPN3)	L, 83-87 (OT)
F28	*FURMAN (ESPN+)	L, 81-90
M2	*WOFFORD (ESPN3)	2 p.m.
M8-11	at SoCon Championship (Asheville, N.C.)	

\* - Southern Conference game  
# - Buckeye Basketball Classic (campus sites)


# 2018-19 SoCon BASKETBALL SCHEDULES (ALL TIMES EASTERN)



**Chattanooga**  
(12-18, 7-10 SoCon)

N6	at Charlotte (CUSA-TV)	W, 80-69
N10	EASTERN KENTUCKY	L, 78-81
N13	CUMBERLAND# (ESPN+)	W, 92-61
N16	at South Alabama# (ESPN+)	L, 54-73
N17	vs. Southeast Missouri^	L, 42-63
N18	vs. Jacksonville^	L, 66-74
N23	at No. 8 Michigan (Big Ten Network)	L, 55-83
N27	HIWASSEE (ESPN3)	W, 95-62
D1	TENNESSEE TECH (ESPN+)	W, 71-60
D9	*VMI (ESPN+)	W, 83-65
D12	at Georgia State (ESPN+)	L, 88-95
D16	at Ole Miss (SEC Network)	L, 70-90
D18	at UT Martin (ESPN+)	L, 72-75
D21	BRYAN (ESPN+)	W, 79-45
D29	*at UNCG (ESPN+)	L, 72-85
J3	*at Western Carolina (ESPN3)	W, 73-62
J5	*at ETSU (ESPN+)	L, 70-96
J12	*SAMFORD (ESPN3)	W, 80-75
J17	*MERCER (ESPN3)	W, 73-70
J19	*THE CITADEL (ESPN3)	W, 73-71
J24	*at Furman (ESPN+)	L, 58-73
J26	*at Wofford (Nexstar/ESPN+)	L, 69-80
J31	*WESTERN CAROLINA (ESPN+)	L, 96-105
F2	*ETSU (ESPN3)	L, 64-77
F7	*at VMI (ESPN3)	W, 71-70
F9	*UNCG (ESPN+)	L, 63-78
F16	*at Samford (ESPN+)	L, 76-80 (OT)
F21	*at The Citadel (ESPN3)	W, 68-65
F23	*at Mercer (ESPN3)	L, 69-74
F28	*WOFFORD (ESPN+)	L, 54-80
M2	*FURMAN (ESPN+)	2 p.m.
M8-11	at SoCon Championship (Asheville, N.C.)	


\* - Southern Conference game  
# - Goldie and Herman Ungar Classic (campus sites)  
^ - Goldie and Herman Ungar Classic (Mobile, Ala.)



**VMI**  
(9-20, 3-14 SoCon)

N6	WASHINGTON COLLEGE (SDN/Roku)	W, 89-56
N9	at Pittsburgh (ACC Network Extra)	L, 55-94
N11	GOUCHER# (SDN/Roku)	W, 98-34
N14	USC UPSTATE (ESPN+)	W, 78-72
N18	at No. 10 Kentucky# (SEC Network)	L, 82-92
N20	KENTUCKY CHRISTIAN# (ESPN3)	W, 106-80
N23	at Stetson (ESPN+)	W, 87-79 (OT)
N27	AMERICAN (ESPN3)	L, 64-74
D1	at Longwood (ESPN+)	L, 45-65
D5	at No. 15 Virginia Tech (ACC Network Extra)	L, 68-89
D9	*at Chattanooga (ESPN+)	L, 65-83
D12	at Presbyterian (ESPN+)	L, 70-103
D21	NORTH ALABAMA (ESPN+)	W, 89-68
D29	*at Samford (ESPN3)	L, 68-96
J5	*UNCG (ESPN+)	L, 68-71
J10	*FURMAN (ESPN3)	L, 57-89
J12	*WOFFORD (ESPN+)	L, 76-90
J17	*at ETSU (ESPN+)	L, 82-85
J19	*WESTERN CAROLINA (Nexstar/ESPN+)	W, 91-83
J24	*at Mercer (ESPN+)	L, 68-88
J26	*at The Citadel (ESPN+)	L, 82-84
J31	*at UNCG (ESPN3)	L, 66-93
F7	*CHATTANOOGA (ESPN3)	L, 70-71
F9	*SAMFORD (ESPN+)	L, 77-84 (OT)
F14	*at Wofford (ESPN+)	L, 84-95
F16	*at Furman (ESPN3)	L, 62-96
F21	*ETSU (ESPN+)	L, 70-94
F23	*at Western Carolina (ESPN3)	W, 83-78
F28	*MERCER (ESPN3)	W, 84-71
M2	*THE CITADEL (Nexstar/ESPN+)	1 p.m.
M8-11	at SoCon Championship (Asheville, N.C.)	


\* - Southern Conference game  
# - Ohio Valley Hardwood Showcase (campus sites)



**Western Carolina**  
(7-23, 4-13 SoCon)

N7	at Wright State# (ESPN+)	L, 73-96
N10	COLLEGE OF CHARLESTON (ESPN3)	L, 74-77
N14	at SMU# (PonyUp TV)	L, 65-98
N17	HIWASSEE	W, 94-55
N20	vs. Jacksonville State^ (CBS Digital)	L, 53-84
N21	vs. Southern Miss^ (CBS Digital)	L, 63-68
N24	JACKSONVILLE	W, 77-65
N27	at Wake Forest (ACC Network Extra)	L, 64-71
D1	*at Furman (ESPN+)	L, 88-90 (2OT)
D5	at NC State (ACC Network Extra)	L, 67-100
D8	at UNC Asheville (ESPN+)	W, 71-59
D15	at High Point (ESPN+)	L, 59-86
D18	at No. 23 Iowa (Big Ten Network)	L, 60-78
D21	at Bowling Green (WBGUTV)	L, 52-73
D29	*WOFFORD (ESPN+)	L, 54-74
J3	*CHATTANOOGA (ESPN3)	L, 62-73
J5	*SAMFORD (ESPN+)	W, 76-69
J10	*at Mercer (ESPN+)	L, 80-84
J12	*at The Citadel (Nexstar/ESPN+)	W, 94-82
J17	*UNCG (ESPN+)	L, 60-69
J19	*at VMI (Nexstar/ESPN+)	L, 83-91
J26	*ETSU (ESPN3)	L, 69-91
J31	*at Chattanooga (ESPN+)	W, 105-96
F2	*at Samford (ESPN3)	L, 81-92
F7	*FURMAN (ESPN3)	L, 45-64
F9	*at Wofford (ESPN+)	L, 56-83
F14	*MERCER (ESPN+)	L, 65-74
F16	*THE CITADEL (ESPN+)	W, 103-82
F21	*at UNCG (ESPN+)	L, 76-79 (OT)
F23	*VMI (ESPN3)	L, 78-83
M2	*at ETSU (ESPN+)	4 p.m.
M8-11	at SoCon Championship (Asheville, N.C.)	

\* - Southern Conference game  
# - Cancun Challenge (campus sites)  
^ - Cancun Challenge (Cancun, Mexico)



**Wofford**  
(25-4, 17-0 SoCon)

N6	No. 8 NORTH CAROLINA (ESPN2)	L, 67-78
N10	at High Point (ESPN+)	W, 68-60
N13	CARVER (SDN/Roku)	W, 95-34
N16	at Stanford# (Pac-12 Networks)	canc.
N18	at Oklahoma# (Fox Sports Oklahoma)	L, 64-75
N21	COPPIN STATE# (ESPN3)	W, 98-65
N23	MARS HILL# (SDN/Roku)	W, 97-46
N26	at South Carolina (SEC Network+)	W, 81-61
D1	*ETSU (ESPN+)	W, 79-62
D4	at No. 2 Kansas (ESPN+)	L, 47-72
D6	KENTUCKY CHRISTIAN (SDN/Roku)	W, 112-58
D9	COASTAL CAROLINA (ESPN+)	W, 82-71
D15	UNC ASHEVILLE (ESPN+)	W, 92-49
D19	at No. 17 Mississippi State (SEC Network+)	L, 87-98
D29	*at Western Carolina (ESPN+)	W, 74-54
J3	*THE CITADEL (ESPN+)	W, 112-81
J5	*MERCER (Nexstar/ESPN3)	W, 78-74
J10	*at UNCG (ESPN3)	W, 72-43
J12	*at VMI (ESPN+)	W, 90-76
J19	*FURMAN (Nexstar/ESPN3)	W, 59-54
J24	*SAMFORD (ESPN+)	W, 107-106 (OT)
J26	*CHATTANOOGA (Nexstar/ESPN+)	W, 80-69
J31	*at Mercer (ESPN+)	W, 76-67
F2	*at The Citadel (Nexstar/ESPN3)	W, 99-61
F7	*at ETSU (ESPN+)	W, 78-76 (OT)
F9	*WESTERN CAROLINA (ESPN+)	W, 83-56
F14	*VMI (ESPN+)	W, 95-84
F16	*UNCG (Nexstar/ESPN+)	W, 80-50
F23	*at Furman (ESPN3)	W, 72-64
F28	*at Chattanooga (ESPN+)	W, 80-54
M2	*at Samford (ESPN3)	2 p.m.
M8-11	at SoCon Championship (Asheville, N.C.)	

\* - Southern Conference game  
# - Bad Boy Mowers Battle 4 Atlantis (campus sites)

## Southern Conference men's basketball media relations information

<p><b>The Citadel (CitadelSports.com)</b> Milledge Austin (maustin7@citadel.edu) Office: 843-953-6567</p> <p><b>ETSU (ETSUBucs.com)</b> Kevin Brown (brownk@etsu.edu) Office: 423-439-5263</p> <p><b>Furman (FurmanPaladins.com)</b> Jordan Caskey (jordan.caskey@furman.edu) Office: 864-294-3065</p> <p><b>Mercer (MercerBears.com)</b> Will Tharp (tharp_wb@mercer.edu) Office: 478-301-5218</p> <p><b>UNC Greensboro (UNCGSpartans.com)</b> Stephen Czarda (s_czarda@uncg.edu) Office: 336-334-5615</p> <p><b>Samford (SamfordSports.com)</b> Joey Mullins (jimmulli1@samford.edu) Office: 205-726-2799</p>	<p><b>Chattanooga (GoMocs.com)</b> Jim Horten (james-horten@utc.edu) Office: 423-425-2350</p> <p><b>VMI (VMIKeydets.com)</b> Wade Branner (brannerwh@vmi.edu) Office: 540-464-7515</p> <p><b>Western Carolina (CatamountSports.com)</b> Steven Grandy (sgrandy@email.wcu.edu) Office: 828-227-2655</p> <p><b>Wofford (WoffordTerriers.com)</b> Phil Marcello (marcellopr@wofford.edu) Office: 864-597-4092</p> <p><b>Southern Conference (SoConSports.com)</b> Phil Perry (pperry@socon.org) Office: 864-591-5100 // Cell: 864-525-5174</p>
---	---

2018-19 Southern Conference  
CONFERENCE BASKETBALL STATISTICS  
Through games of Mar 01, 2019 (All games)

SCORING OFFENSE	G	W-L	Pts	Avg/G
1. The Citadel	28	12-16	2404	85.9
2. Wofford	29	25-4	2404	82.9
3. ETSU	30	22-8	2392	79.7
4. Furman	29	23-6	2274	78.4
5. Samford	30	16-14	2349	78.3
6. UNC Greensboro	30	25-5	2310	77.0
7. VMI	29	9-20	2184	75.3
8. Mercer	29	11-18	2127	73.3
9. Chattanooga	30	12-18	2154	71.8
10. Western Carolina	30	7-23	2147	71.6

SCORING DEFENSE	G	Pts	Avg/G
1. Wofford	29	1899	65.5
2. Furman	29	1916	66.1
3. UNC Greensboro	30	2039	68.0
4. ETSU	30	2050	68.3
5. Mercer	29	2087	72.0
6. Chattanooga	30	2237	74.6
7. Samford	30	2254	75.1
8. Western Carolina	30	2386	79.5
9. VMI	29	2357	81.3
10. The Citadel	28	2403	85.8

SCORING MARGIN	G	Offense	Defense	Margin
1. Wofford	29	82.9	65.5	+17.4
2. Furman	29	78.4	66.1	+12.3
3. ETSU	30	79.7	68.3	+11.4
4. UNC Greensboro	30	77.0	68.0	+9.0
5. Samford	30	78.3	75.1	+3.2
6. Mercer	29	73.3	72.0	+1.4
7. The Citadel	28	85.9	85.8	+0.0
8. Chattanooga	30	71.8	74.6	-2.8
9. VMI	29	75.3	81.3	-6.0
10. Western Carolina	30	71.6	79.5	-8.0

FREE THROW PCT	G	FTM	FTA	Pct.
1. The Citadel	28	373	505	.739
2. Samford	30	441	608	.725
3. VMI	29	376	521	.722
4. Furman	29	333	465	.716
5. Wofford	29	339	483	.702
6. UNC Greensboro	30	382	549	.696
7. Mercer	29	423	611	.692
8. Chattanooga	30	298	432	.690
9. ETSU	30	368	545	.675
10. Western Carolina	30	393	591	.665

FIELD GOAL PERCENTAGE	G	FGM	FGA	Pct.
1. Wofford	29	872	1783	.489
2. ETSU	30	893	1836	.486
3. Furman	29	821	1729	.475
4. Samford	30	835	1773	.471
5. UNC Greensboro	30	845	1831	.461
6. Western Carolina	30	738	1622	.455
7. Mercer	29	742	1639	.453
8. The Citadel	28	843	1878	.449
9. Chattanooga	30	791	1772	.446
10. VMI	29	762	1788	.426

FIELD GOAL PCT DEFENSE	G	FGM	FGA	Pct.
1. Samford	30	789	1896	.416
2. Furman	29	715	1718	.416
3. ETSU	30	722	1701	.424
4. Wofford	29	677	1575	.430
5. UNC Greensboro	30	719	1644	.437
6. Mercer	29	721	1648	.438
7. Chattanooga	30	807	1776	.454
8. The Citadel	28	850	1851	.459
9. VMI	29	847	1789	.473
10. Western Carolina	30	848	1779	.477

3-POINT FG PCT	G	3FGM	3FGA	Pct.
1. Wofford	29	321	772	.416
2. Samford	30	238	619	.384
3. Western Carolina	30	278	753	.369
4. Furman	29	299	821	.364
5. Chattanooga	30	274	754	.363
6. ETSU	30	238	667	.357
7. VMI	29	284	803	.354
8. Mercer	29	220	626	.351
9. The Citadel	28	345	999	.345
10. UNC Greensboro	30	238	691	.344

3-POINT FG PCT DEFENSE	G	3FGM	3FGA	Pct.
1. Furman	29	214	675	.317
2. Western Carolina	30	217	674	.322
3. Wofford	29	214	638	.335
4. Mercer	29	268	775	.346
5. Samford	30	291	830	.351
6. UNC Greensboro	30	229	638	.359
7. Chattanooga	30	227	630	.360
8. ETSU	30	254	698	.364
9. The Citadel	28	319	871	.366
10. VMI	29	259	695	.373

REBOUNDING OFFENSE	G	Rebounds	Avg/G
1. ETSU	30	1224	40.8
2. Samford	30	1117	37.2
3. The Citadel	28	1029	36.8
4. Furman	29	1044	36.0
5. Western Carolina	30	1068	35.6
6. Wofford	29	1019	35.1
7. VMI	29	1009	34.8
8. UNC Greensboro	30	1038	34.6
9. Mercer	29	994	34.3
10. Chattanooga	30	1028	34.3

REBOUNDING DEFENSE	G	Rebounds	Avg/G
1. Wofford	29	825	28.4
2. ETSU	30	873	29.1
3. Western Carolina	30	971	32.4
4. UNC Greensboro	30	1014	33.8
5. Furman	29	989	34.1
6. Mercer	29	1019	35.1
7. Chattanooga	30	1083	36.1
8. Samford	30	1106	36.9
9. VMI	29	1123	38.7
10. The Citadel	28	1147	41.0

2018-19 Southern Conference  
CONFERENCE BASKETBALL STATISTICS  
Through games of Mar 01, 2019 (All games)

REBOUNDING MARGIN		G	Team	Avg.	Opp.	Avg.	Margin
1.	ETSU	30	1224	40.8	873	29.1	+11.7
2.	Wofford	29	1019	35.1	825	28.4	+6.7
3.	Western Carolina	30	1068	35.6	971	32.4	+3.2
4.	Furman	29	1044	36.0	989	34.1	+1.9
5.	UNC Greensboro	30	1038	34.6	1014	33.8	+0.8
6.	Samford	30	1117	37.2	1106	36.9	+0.4
7.	Mercer	29	994	34.3	1019	35.1	-0.9
8.	Chattanooga	30	1028	34.3	1083	36.1	-1.8
9.	VMI	29	1009	34.8	1123	38.7	-3.9
10.	The Citadel	28	1029	36.8	1147	41.0	-4.2

BLOCKED SHOTS		G	No.	Avg/G
1.	Furman	29	123	4.2
2.	Samford	30	117	3.9
	UNC Greensboro	30	117	3.9
4.	ETSU	30	114	3.8
5.	The Citadel	28	105	3.8
6.	Wofford	29	86	3.0
7.	Mercer	29	73	2.5
8.	Chattanooga	30	75	2.5
9.	VMI	29	56	1.9
10.	Western Carolina	30	49	1.6

ASSISTS		G	No.	Avg/G
1.	Furman	29	463	16.0
2.	ETSU	30	475	15.8
3.	The Citadel	28	440	15.7
4.	Wofford	29	450	15.5
5.	Samford	30	416	13.9
6.	VMI	29	396	13.7
7.	Chattanooga	30	396	13.2
	UNC Greensboro	30	396	13.2
9.	Mercer	29	372	12.8
10.	Western Carolina	30	366	12.2

STEALS		G	No.	Avg/G
1.	Furman	29	258	8.9
2.	UNC Greensboro	30	264	8.8
3.	ETSU	30	224	7.5
4.	Samford	30	218	7.3
5.	Wofford	29	201	6.9
6.	The Citadel	28	194	6.9
7.	VMI	29	200	6.9
8.	Mercer	29	188	6.5
9.	Chattanooga	30	128	4.3
10.	Western Carolina	30	127	4.2

TURNOVER MARGIN		G	Team	Avg.	Opp.	Avg.	Margin
1.	UNC Greensboro	30	350	11.7	510	17.0	+5.3
2.	Wofford	29	308	10.6	407	14.0	+3.4
3.	Furman	29	366	12.6	422	14.6	+1.9
4.	Mercer	29	372	12.8	411	14.2	+1.3
5.	The Citadel	28	353	12.6	388	13.9	+1.2
6.	VMI	29	366	12.6	377	13.0	+0.4
7.	ETSU	30	429	14.3	430	14.3	+0.0
8.	Samford	30	425	14.2	404	13.5	-0.7
9.	Chattanooga	30	379	12.6	338	11.3	-1.4
10.	Western Carolina	30	552	18.4	317	10.6	-7.8

ASSIST/TURNOVER RATIO		G	Ast.	Avg.	T/O	Avg.	Ratio
1.	Wofford	29	450	15.5	308	10.6	1.5
2.	Furman	29	463	16.0	366	12.6	1.3
3.	The Citadel	28	440	15.7	353	12.6	1.2
4.	UNC Greensboro	30	396	13.2	350	11.7	1.1
5.	ETSU	30	475	15.8	429	14.3	1.1
6.	VMI	29	396	13.7	366	12.6	1.1
7.	Chattanooga	30	396	13.2	379	12.6	1.0
8.	Mercer	29	372	12.8	372	12.8	1.0
9.	Samford	30	416	13.9	425	14.2	1.0
10.	Western Carolina	30	366	12.2	552	18.4	0.7

OFFENSIVE REBOUNDS		G	No.	Avg/G
1.	ETSU	30	402	13.4
2.	UNC Greensboro	30	338	11.3
3.	Wofford	29	313	10.8
4.	The Citadel	28	298	10.6
5.	Furman	29	294	10.1
6.	Mercer	29	288	9.9
7.	Samford	30	291	9.7
8.	Western Carolina	30	288	9.6
9.	VMI	29	264	9.1
10.	Chattanooga	30	265	8.8

DEFENSIVE REBOUNDS		G	No.	Avg/G
1.	Samford	30	826	27.5
2.	ETSU	30	822	27.4
3.	The Citadel	28	731	26.1
4.	Western Carolina	30	780	26.0
5.	Furman	29	750	25.9
6.	VMI	29	745	25.7
7.	Chattanooga	30	763	25.4
8.	Mercer	29	706	24.3
	Wofford	29	706	24.3
10.	UNC Greensboro	30	700	23.3

DEFENSIVE REB PCT.		G	D-Reb	Opp. OR	D-Reb%
1.	ETSU	30	822	240	.774
2.	Wofford	29	706	214	.767
3.	Western Carolina	30	780	271	.742
4.	Chattanooga	30	763	288	.726
5.	VMI	29	745	286	.723
6.	Furman	29	750	305	.711
7.	UNC Greensboro	30	700	299	.701
8.	Samford	30	826	370	.691
9.	Mercer	29	706	323	.686
10.	The Citadel	28	731	343	.681

OFFENSIVE REB PCT.		G	O-Reb	Opp. DR	O-Reb%
1.	ETSU	30	402	633	.388
2.	Wofford	29	313	611	.339
3.	UNC Greensboro	30	338	715	.321
4.	Furman	29	294	684	.301
5.	Mercer	29	288	696	.293
6.	Western Carolina	30	288	700	.291
7.	Samford	30	291	736	.283
8.	The Citadel	28	298	804	.270
9.	Chattanooga	30	265	795	.250
10.	VMI	29	264	837	.240

2018-19 Southern Conference  
CONFERENCE BASKETBALL STATISTICS  
Through games of Mar 01, 2019 (All games)

3-POINT FG MADE	G	No.	Avg/G
1. The Citadel	28	345	12.3
2. Wofford	29	321	11.1
3. Furman	29	299	10.3
4. VMI	29	284	9.8
5. Western Carolina	30	278	9.3
6. Chattanooga	30	274	9.1
7. Samford	30	238	7.9
UNC Greensboro	30	238	7.9
ETSU	30	238	7.9
10. Mercer	29	220	7.6

2018-19 Southern Conference  
CONFERENCE BASKETBALL STATISTICS  
Through games of Mar 01, 2019 (All games)

Team	Conference	Pct.	PF	PA	Overall	Pct.	PF	PA	Current unbeaten streak
Wofford	17-0	1.000	83.2	66.5	25-4	.862	82.9	65.5	Wofford -- 16
UNC Greensboro	14-3	.824	75.2	71.1	25-5	.833	77.0	68.0	UNC Greensboro -- 3
Furman	12-5	.706	76.6	67.6	23-6	.793	78.4	66.1	VMI -- 2
ETSU	12-5	.706	79.5	72.1	22-8	.733	79.7	68.3	Furman -- 1
Chattanooga	7-10	.412	71.3	76.8	12-18	.400	71.8	74.6	
Samford	6-11	.353	79.4	80.2	16-14	.533	78.3	75.1	
Mercer	6-11	.353	72.3	75.4	11-18	.379	73.3	72.0	
The Citadel	4-13	.235	76.1	86.4	12-16	.429	85.9	85.8	
Western Carolina	4-13	.235	75.0	80.9	7-23	.233	71.6	79.5	
VMI	3-14	.176	73.7	85.4	9-20	.310	75.3	81.3	

TEAM SUMMARIES	G	PF-PA	Avg score	Margin	FG-FGA	Pct.	3FG-FGA	Pct.	FT-FTA	Pct.	RebF	RebA	Margin
Chattanooga	30	2154-2237	71.8-74.6	-2.8	791-1772	.446	274-754	.363	298-432	.690	1028	1083	-1.8
ETSU	30	2392-2050	79.7-68.3	+11.4	893-1836	.486	238-667	.357	368-545	.675	1224	873	+11.7
Furman	29	2274-1916	78.4-66.1	+12.3	821-1729	.475	299-821	.364	333-465	.716	1044	989	+1.9
Mercer	29	2127-2087	73.3-72.0	+1.4	742-1639	.453	220-626	.351	423-611	.692	994	1019	-0.9
Samford	30	2349-2254	78.3-75.1	+3.2	835-1773	.471	238-619	.384	441-608	.725	1117	1106	+0.4
The Citadel	28	2404-2403	85.9-85.8	+0.0	843-1878	.449	345-999	.345	373-505	.739	1029	1147	-4.2
UNC Greensboro	30	2310-2039	77.0-68.0	+9.0	845-1831	.461	238-691	.344	382-549	.696	1038	1014	+0.8
VMI	29	2184-2357	75.3-81.3	-6.0	762-1788	.426	284-803	.354	376-521	.722	1009	1123	-3.9
Western Carolina	30	2147-2386	71.6-79.5	-8.0	738-1622	.455	278-753	.369	393-591	.665	1068	971	+3.2
Wofford	29	2404-1899	82.9-65.5	+17.4	872-1783	.489	321-772	.416	339-483	.702	1019	825	+6.7

ATTENDANCE	Home	Average	Away	Average	Neutral	Average	Total	Average
Chattanooga	13-40405	3108	15-45634	3042	2-0	0	30-86039	2868
ETSU	14-60914	4351	14-56194	4014	2-4011	2006	30-121119	4037
Furman	15-28825	1922	14-47634	3402	0-0	0	29-76459	2637
Mercer	14-33966	2426	14-44668	3191	1-2504	2504	29-81138	2798
Samford	16-18278	1142	14-49370	3526	0-0	0	30-67648	2255
The Citadel	15-16079	1072	13-46055	3543	0-0	0	28-62134	2219
UNC Greensboro	15-41764	2784	14-61685	4406	1-172	172	30-103621	3454
VMI	14-11933	852	15-57623	3842	0-0	0	29-69556	2398
Western Carolina	12-18794	1566	16-53288	3330	2-0	0	30-72082	2403
Wofford	16-37880	2368	13-54432	4187	0-0	0	29-92312	3183
Totals	144-308838	2145	142-516583	3638	8-6687	836	294-832108	2830

2018-19 Southern Conference  
INDIVIDUAL BASKETBALL STATISTICS  
Through games of Mar 01, 2019 (All games)

To be ranked, a player must appear in at least 75.0% of their team's games.

SCORING							REBOUNDING						
	Cl	G	FG	3FG	FT	Pts Avg/G		Cl	G	Off	Def	Total	Avg/G
1. Bubba Parham-VMI	So	29	189	103	127	608 21.0	1. Jeromy Rodriguez-ETSU	Jr	30	106	230	336	11.2
2. Lew Stallworth-CIT	Sr	28	213	31	108	565 20.2	2. Carlos Dotson-WCU	Jr	29	90	182	272	9.4
3. Fletcher Magee-WOF	Sr	29	183	131	87	584 20.1	3. Matt Rafferty-FUR	Sr	29	75	185	260	9.0
4. Ross Cummings-MER	So	29	154	98	110	516 17.8	4. Ruben Guerrero-SAM	Sr	30	100	153	253	8.4
5. Matt Rafferty-FUR	Sr	29	187	8	119	501 17.3	5. Robert Allen-SAM	Fr	30	60	190	250	8.3
6. Francis Alonso-UNCG	Sr	30	157	80	107	501 16.7	6. Mladen Armus-ETSU	So	30	81	158	239	8.0
7. Josh Sharkey-SAM	Jr	30	164	29	143	500 16.7	7. James Dickey-UNCG	Jr	24	60	129	189	7.9
8. Jordan Lyons-FUR	Jr	29	164	91	53	472 16.3	8. Cameron Jackson-WOF	Sr	29	78	140	218	7.5
9. Isaiah Miller-UNCG	So	30	190	20	52	452 15.1	9. Zane Najdawi-CIT	Sr	28	67	134	201	7.2
10. Cameron Jackson-WOF	Sr	29	167	7	87	428 14.8	10. Keve Aluma-WOF	So	29	80	121	201	6.9
11. Kevin Easley-UTC	Fr	27	149	46	54	398 14.7	11. Kevin Easley-UTC	Fr	27	46	129	175	6.5
12. Zane Najdawi-CIT	Sr	28	138	25	87	388 13.9	12. Garrett Gilkeson-VMI	Jr	29	50	129	179	6.2
13. Carlos Dotson-WCU	Jr	29	158	0	79	395 13.6	13. Clay Mounce-FUR	So	29	44	123	167	5.8
14. Ruben Guerrero-SAM	Sr	30	170	0	65	405 13.5	14. Tyler Creamer-VMI	Jr	27	42	112	154	5.7
15. Kameron Gibson-WCU	Fr	30	143	70	33	389 13.0	15. Fardaws Aimaq-MER	Fr	27	63	87	150	5.6
16. Nathan Hoover-WOF	Jr	29	122	71	59	374 12.9	16. Ethan Stair-MER	Jr	29	37	115	152	5.2
17. Brandon Austin-SAM	Jr	30	132	82	37	383 12.8	17. Lew Stallworth-CIT	Sr	28	10	134	144	5.1
18. Matt Frierson-CIT	Sr	27	101	99	42	343 12.7	18. Myles Lewis-VMI	So	29	52	96	148	5.1
19. Myron Gordon-SAM	Jr	30	117	33	106	373 12.4	19. Onno Steger-WCU	Jr	30	41	109	150	5.0
20. Ethan Stair-MER	Jr	29	120	49	57	346 11.9	20. Jaylen Stowe-MER	Sr	29	31	111	142	4.9
21. Matt Halvorsen-WCU	So	30	99	75	83	356 11.9							
22. Jeromy Rodriguez-ETSU	Jr	30	145	0	61	351 11.7							
23. Onno Steger-WCU	Jr	30	110	63	63	346 11.5							
24. Donovan Toatley-UTC	Fr	27	112	27	58	309 11.4							
Kaiden Rice-CIT	So	27	110	69	20	309 11.4							
26. Tray Boyd III-ETSU	Jr	30	131	68	12	342 11.4							
27. Patrick Good-ETSU	So	29	101	86	39	327 11.3							
28. Clay Mounce-FUR	So	29	122	48	33	325 11.2							
29. Myles Lewis-VMI	So	29	131	2	54	318 11.0							
30. Garrett Gilkeson-VMI	Jr	29	104	43	57	308 10.6							
FIELD GOAL PCT						ASSISTS							
	Cl	G	FGM	FGA	Pct.		Cl	G	No.	Avg/G			
1. Matt Rafferty-FUR	Sr	29	187	297	.630	1. Josh Sharkey-SAM	Jr	30	219	7.3			
2. Carlos Dotson-WCU	Jr	29	158	260	.608	2. Lew Stallworth-CIT	Sr	28	176	6.3			
3. Ruben Guerrero-SAM	Sr	30	170	285	.596	3. Matt Rafferty-FUR	Sr	29	122	4.2			
4. Cameron Jackson-WOF	Sr	29	167	286	.584	4. Demetrius Troy-UNCG	Sr	30	122	4.1			
5. Lew Stallworth-CIT	Sr	28	213	404	.527	5. Marcus Cohen-MER	So	27	104	3.9			
6. Isaiah Miller-UNCG	So	30	190	373	.509	6. Alex Hunter-FUR	So	29	97	3.3			
7. Kevin Easley-UTC	Fr	27	149	324	.460	7. Bubba Parham-VMI	So	29	96	3.3			
8. Josh Sharkey-SAM	Jr	30	164	368	.446	8. Storm Murphy-WOF	So	28	90	3.2			
9. Ross Cummings-MER	So	29	154	353	.436	9. Isaiah Tisdale-ETSU	Jr	29	87	3.0			
10. Fletcher Magee-WOF	Sr	29	183	421	.435	Donovann Toatley-UTC	Fr	27	81	3.0			
11. Francis Alonso-UNCG	Sr	30	157	371	.423	11. Garrett Gilkeson-VMI	Jr	29	82	2.8			
12. Bubba Parham-VMI	So	29	189	449	.421	12. Matt Halvorsen-WCU	So	30	83	2.8			
13. Jordan Lyons-FUR	Jr	29	164	413	.397	13. Bo Hodges-ETSU	So	25	66	2.6			
						14. Cameron Jackson-WOF	Sr	29	76	2.6			
						15. Francis Alonso-UNCG	Sr	30	77	2.6			

2018-19 Southern Conference  
INDIVIDUAL BASKETBALL STATISTICS  
Through games of Mar 01, 2019 (All games)

FREE THROW PCT					
	Cl	G	FTM	FTA	Pct.
1. Fletcher Magee-WOF	Sr	29	87	94	.926
2. Francis Alonso-UNCG	Sr	30	107	123	.870
3. Matt Halvorsen-WCU	So	30	83	96	.865
4. Myron Gordon-SAM	Jr	30	106	125	.848
5. Ross Cummings-MER	So	29	110	134	.821
6. Bubba Parham-VMI	So	29	127	163	.779
7. Matt Rafferty-FUR	Sr	29	119	155	.768
8. Josh Sharkey-SAM	Jr	30	143	193	.741
9. Lew Stallworth-CIT	Sr	28	108	146	.740
10. Zane Najdawi-CIT	Sr	28	87	118	.737
11. Cameron Jackson-WOF	Sr	29	87	140	.621
12. Carlos Dotson-WCU	Jr	29	79	157	.503

STEALS				
	Cl	G	No.	Avg/G
1. Isaiah Miller-UNCG	So	30	90	3.0
2. Josh Sharkey-SAM	Jr	30	80	2.7
3. Matt Rafferty-FUR	Sr	29	75	2.6
4. Cameron Jackson-WOF	Sr	29	48	1.7
5. Ethan Stair-MER	Jr	29	47	1.6
6. Garrett Gilkeson-VMI	Jr	29	46	1.6
7. Jeromy Rodriguez-ETSU	Jr	30	41	1.4
8. Myles Lewis-VMI	So	29	37	1.3
9. James Dickey-UNCG	Jr	24	30	1.3
10. Jordan Lyons-FUR	Jr	29	36	1.2
11. Demetrius Troy-UNCG	Sr	30	36	1.2
12. Brandon Austin-SAM	Jr	30	35	1.2
13. Francis Alonso-UNCG	Sr	30	33	1.1
14. Bo Hodges-ETSU	So	25	26	1.0
15. Lew Stallworth-CIT	Sr	28	29	1.0

3-POINT FG PCT					
	Cl	G	3FG	FGA	Pct.
1. Kevion Nolan-SAM	So	27	42	86	.488
Storm Murphy-WOF	So	28	42	86	.488
3. Clay Mounce-FUR	So	29	48	107	.449
4. Nathan Hoover-WOF	Jr	29	71	160	.444
5. Brandon Austin-SAM	Jr	30	82	193	.425
6. Ethan Stair-MER	Jr	29	49	116	.422
7. Fletcher Magee-WOF	Sr	29	131	311	.421
8. Andrew Brown-FUR	Sr	22	37	88	.420
9. Ross Cummings-MER	So	29	98	237	.414
10. Kyrin Galloway-UNCG	Jr	30	47	114	.412
11. David Jean-Baptiste-UTC	So	29	45	111	.405
12. Patrick Good-ETSU	So	29	86	215	.400
Kevin Easley-UTC	Fr	27	46	115	.400
14. Kameron Gibson-WCU	Fr	30	70	178	.393
15. Bubba Parham-VMI	So	29	103	263	.392

3-POINT FG MADE				
	Cl	G	3FG	Avg/G
1. Fletcher Magee-WOF	Sr	29	131	4.5
2. Matt Frierson-CIT	Sr	27	99	3.7
3. Bubba Parham-VMI	So	29	103	3.6
4. Ross Cummings-MER	So	29	98	3.4
5. Jordan Lyons-FUR	Jr	29	91	3.1
6. Patrick Good-ETSU	So	29	86	3.0
7. Brandon Austin-SAM	Jr	30	82	2.7
8. Francis Alonso-UNCG	Sr	30	80	2.7
9. Kaiden Rice-CIT	So	27	69	2.6
10. Matt Halvorsen-WCU	So	30	75	2.5
11. Nathan Hoover-WOF	Jr	29	71	2.4
12. Kameron Gibson-WCU	Fr	30	70	2.3
13. Tray Boyd III-ETSU	Jr	30	68	2.3
14. Onno Steger-WCU	Jr	30	63	2.1
15. Jerry Johnson Jr.-UTC	Jr	30	53	1.8

BLOCKED SHOTS				
	Cl	G	No.	Avg/G
1. Ruben Guerrero-SAM	Sr	30	63	2.1
2. Zane Najdawi-CIT	Sr	28	56	2.0
3. James Dickey-UNCG	Jr	24	47	2.0
4. Matt Rafferty-FUR	Sr	29	33	1.1
Clay Mounce-FUR	So	29	33	1.1
Cameron Jackson-WOF	Sr	29	33	1.1
7. Mladen Armus-ETSU	So	30	31	1.0
8. Robert Allen-SAM	Fr	30	28	0.9
Kyrin Galloway-UNCG	Jr	30	28	0.9
10. Victor Bafutto-MER	So	28	24	0.9
11. Fardaws Aimaq-MER	Fr	27	21	0.8
12. Keve Aluma-WOF	So	29	22	0.8
13. Noah Gurley-FUR	Fr	27	19	0.7
14. Jeromy Rodriguez-ETSU	Jr	30	19	0.6
15. Jalen Slawson-FUR	Fr	22	13	0.6

ASSIST/TURNOVER RATIO					
	Cl	G	Ast.	T/O	Ratio
1. Alex Hunter-FUR	So	29	97	32	3.0
2. Isaiah Tisdale-ETSU	Jr	29	87	29	3.0
3. Storm Murphy-WOF	So	28	90	35	2.6
4. Demetrius Troy-UNCG	Sr	30	122	56	2.2
5. Matt Rafferty-FUR	Sr	29	122	58	2.1
6. Marcus Cohen-MER	So	27	104	57	1.8
7. Lew Stallworth-CIT	Sr	28	176	97	1.8
8. Josh Sharkey-SAM	Jr	30	219	154	1.4
9. Donovann Toatley-UTC	Fr	27	81	65	1.2
10. Bubba Parham-VMI	So	29	96	80	1.2



2018-19 Southern Conference  
INDIVIDUAL BASKETBALL STATISTICS  
Through games of Mar 01, 2019 (All games)

OFFENSIVE REBOUNDS				
	Cl	G	No.	Avg/G
1. Jeromy Rodriguez-ETSU	Jr	30	106	3.5
2. Ruben Guerrero-SAM	Sr	30	100	3.3
3. Carlos Dotson-WCU	Jr	29	90	3.1
4. Keve Aluma-WOF	So	29	80	2.8
5. Mladen Armus-ETSU	So	30	81	2.7
6. Cameron Jackson-WOF	Sr	29	78	2.7
7. Matt Rafferty-FUR	Sr	29	75	2.6
8. James Dickey-UNCG	Jr	24	60	2.5
9. Zane Najdawi-CIT	Sr	28	67	2.4
10. Fardaws Aimaq-MER	Fr	27	63	2.3
11. Chevez Goodwin-WOF	So	29	60	2.1
12. Robert Allen-SAM	Fr	30	60	2.0
13. Myles Lewis-VMI	So	29	52	1.8
14. Garrett Gilkeson-VMI	Jr	29	50	1.7
15. Kevin Easley-UTC	Fr	27	46	1.7

DEFENSIVE REBOUNDS				
	Cl	G	No.	Avg/G
1. Jeromy Rodriguez-ETSU	Jr	30	230	7.7
2. Matt Rafferty-FUR	Sr	29	185	6.4
3. Robert Allen-SAM	Fr	30	190	6.3
4. Carlos Dotson-WCU	Jr	29	182	6.3
5. James Dickey-UNCG	Jr	24	129	5.4
6. Mladen Armus-ETSU	So	30	158	5.3
7. Ruben Guerrero-SAM	Sr	30	153	5.1
8. Cameron Jackson-WOF	Sr	29	140	4.8
9. Lew Stallworth-CIT	Sr	28	134	4.8
Zane Najdawi-CIT	Sr	28	134	4.8
11. Kevin Easley-UTC	Fr	27	129	4.8
12. Garrett Gilkeson-VMI	Jr	29	129	4.4
13. Clay Mounce-FUR	So	29	123	4.2
14. Keve Aluma-WOF	So	29	121	4.2
15. Tyler Creammer-VMI	Jr	27	112	4.1

MINUTES PLAYED				
	Cl	G	No.	Avg/G
1. Josh Sharkey-SAM	Jr	30	1065	35.5
2. Matt Halvorsen-WCU	So	30	1017	33.9
3. Bubba Parham-VMI	So	29	980	33.8
4. Ross Cummings-MER	So	29	971	33.5
5. Matt Rafferty-FUR	Sr	29	966	33.3
6. Lew Stallworth-CIT	Sr	28	932	33.3
7. Alex Hunter-FUR	So	29	958	33.0
8. Garrett Gilkeson-VMI	Jr	29	952	32.8
9. Ethan Stair-MER	Jr	29	947	32.7
10. Jordan Lyons-FUR	Jr	29	943	32.5

2018-19 Southern Conference  
Conference Team Highs  
Through games of Mar 01, 2019 (All games)

TEAM HIGHS (highest totals made by)

Points	148	The Citadel vs Mid-Atl. Christian (11/12/18)
	137	The Citadel vs Johnson (11/14/18)
	127	The Citadel vs Johnson & Wales (12/05/18)
	112	The Citadel vs High Point (11/27/18)
	112	Wofford vs Kentucky Christian (12/06/18)
	112	Wofford vs The Citadel (01/03/19)
Margin	78 (111-33)	UNC Greensboro vs Greensboro College (11/27/18)
	77 (137-60)	The Citadel vs Johnson (11/14/18)
	73 (148-75)	The Citadel vs Mid-Atl. Christian (11/12/18)
	65 (109-44)	ETSU vs Hiwassee (11/08/18)
	64 (98-34)	VMI vs Goucher (11/11/18)
Field goals made	57	The Citadel vs Mid-Atl. Christian (11/12/18)
	47	The Citadel vs Johnson (11/14/18)
	46	ETSU vs Hiwassee (11/08/18)
	46	The Citadel vs Johnson & Wales (12/05/18)
	45	Wofford vs Kentucky Christian (12/06/18)
Field goal attempts	98	The Citadel vs Mid-Atl. Christian (11/12/18)
	88	The Citadel vs Johnson & Wales (12/05/18)
	85	The Citadel vs Johnson (11/14/18)
	81	Samford vs Belmont (11/29/18)
Field goal percentage	81	Wofford vs Kentucky Christian (12/06/18)
	.672 (43-64)	Wofford vs The Citadel (01/03/19)
	.667 (38-57)	Samford at Wofford (01/24/19)
	.640 (32-50)	Furman vs ETSU (02/09/19)
	.623 (38-61)	Samford vs North Alabama (11/06/18)
3-Pt FG made	.623 (38-61)	The Citadel vs High Point (11/27/18)
	23	The Citadel vs Mid-Atl. Christian (11/12/18)
	23	The Citadel vs High Point (11/27/18)
	22	The Citadel vs UNC Greensboro (02/28/19)
	21	Furman vs North Greenville (11/15/18)
	20	Wofford at The Citadel (02/02/19)
3-Pt FG attempts	51	The Citadel vs Mid-Atl. Christian (11/12/18)
	49	Furman vs North Greenville (11/15/18)
	48	The Citadel vs Johnson (11/14/18)
	47	The Citadel vs Samford (02/23/19)
	46	Furman vs UNCW (12/15/18)
	46	The Citadel at Samford (01/17/19)
3-Pt percentage	.733 (11-15)	Samford at Wofford (01/24/19)
	.667 (12-18)	Furman vs ETSU (02/09/19)
	.647 (11-17)	Mercer at VMI (02/28/19)
	.633 (19-30)	Western Carolina vs The Citadel (02/16/19)
	.606 (20-33)	Wofford at The Citadel (02/02/19)
Free throws made	32	ETSU vs Reinhardt (12/03/18)
	29	Western Carolina vs Hiwassee (11/17/18)
	29	Mercer at UNC Greensboro (01/26/19)
	27	Mercer vs Piedmont (11/09/18)
	27	UNC Greensboro at Samford (12/22/18)
	27	Mercer at Samford (01/19/19)
	27	ETSU vs Mercer (02/16/19)
	27	ETSU vs Mercer (02/16/19)
Free throw attempts	40	Mercer vs Piedmont (11/09/18)
	39	ETSU vs Reinhardt (12/03/18)
	38	Western Carolina vs Hiwassee (11/17/18)
	36	UNC Greensboro at Samford (12/22/18)
	35	Samford vs Jacksonville State (11/09/18)
35	Mercer at Samford (01/19/19)	

	35	ETSU vs Mercer (02/16/19)
Free throw percentage	1.000 (11-11)	VMI at Presbyterian (12/12/18)
	1.000 (5-5)	VMI at Kentucky (11/18/18)
	1.000 (3-3)	ETSU at Creighton (11/11/18)
	.958 (23-24)	Furman at Samford (02/28/19)
	.950 (19-20)	Samford at Wofford (01/24/19)
Rebounds	64	ETSU vs Reinhardt (12/03/18)
	63	The Citadel vs Mid-Atl. Christian (11/12/18)
	62	The Citadel vs Johnson (11/14/18)
	56	ETSU vs Hiwassee (11/08/18)
	56	Western Carolina vs Hiwassee (11/17/18)
Assists	37	The Citadel vs Mid-Atl. Christian (11/12/18)
	28	The Citadel vs Johnson (11/14/18)
	27	The Citadel vs High Point (11/27/18)
	27	UNC Greensboro vs Greensboro College (11/27/18)
	27	The Citadel vs Johnson & Wales (12/05/18)
	27	Wofford vs Kentucky Christian (12/06/18)
Steals	23	UNC Greensboro vs Greensboro College (11/27/18)
	20	Wofford vs Mars Hill (11/23/18)
	18	VMI vs Goucher (11/11/18)
	16	The Citadel vs Johnson (11/14/18)
	15	UNC Greensboro vs Johnson & Wales (11/16/18)
	15	The Citadel vs Western Carolina (01/12/19)
Blocked shots	14	The Citadel vs Johnson (11/14/18)
	11	The Citadel vs Samford (02/23/19)
	10	Furman vs UNC Greensboro (02/14/19)
	9	UNC Greensboro at North Carolina A&T (11/06/18)
	9	Mercer vs Piedmont (11/09/18)
	9	UNC Greensboro vs Mercer (01/26/19)
	9	Samford vs ETSU (01/31/19)
	9	Furman vs VMI (02/16/19)
Turnovers	35	Western Carolina vs Jacksonville State (11/20/18)
	33	Western Carolina at NC State (12/05/18)
	29	Western Carolina at The Citadel (01/12/19)
	26	Western Carolina at Iowa (12/18/18)
	24	Mercer at UNC Greensboro (01/26/19)
Fouls	29	Western Carolina at Wake Forest (11/27/18)
	28	Samford vs Jacksonville State (11/09/18)
	28	Mercer at NC State (11/24/18)
	27	Western Carolina vs Hiwassee (11/17/18)
	26	UNC Greensboro at LSU (11/09/18)
	26	VMI at Kentucky (11/18/18)
	26	ETSU vs Wyoming (12/21/18)
	26	Western Carolina at The Citadel (01/12/19)
	26	Chattanooga vs Western Carolina (01/31/19)
	26	Mercer at ETSU (02/16/19)

2018-19 Southern Conference  
Conference Individual Highs  
Through games of Mar 01, 2019 (All games)

INDIVIDUAL PLAYER GAME HIGHS

Points	54		Jordan Lyons (Furman) vs North Greenville (11/15/18)
	38		Bubba Parham (VMI) at Western Carolina (02/23/19)
	37		Lew Stallworth (The Citadel) at Western Carolina (02/16/19)
	37		Ross Cummings (Mercer) vs Chattanooga (02/23/19)
	36		Ross Cummings (Mercer) vs Western Carolina (01/10/19)
Field goals made	15		Jordan Lyons (Furman) vs North Greenville (11/15/18)
	13		Lew Stallworth (The Citadel) at Western Carolina (02/16/19)
	13		Bubba Parham (VMI) at Western Carolina (02/23/19)
	12		Kyrin Galloway (UNC Greensboro) at LSU (11/09/18)
	12		Kameron Gibson (Western Carolina) at SMU (11/14/18)
	12		Carlos Dotson (Western Carolina) at Furman (12/01/18)
	12		Ross Cummings (Mercer) vs Western Carolina (01/10/19)
	12		Lew Stallworth (The Citadel) vs Western Carolina (01/12/19)
	12		Patrick Good (ETSU) at Western Carolina (01/26/19)
	12		Marcus Thomas (Western Carolina) at Chattanooga (01/31/19)
	12		Ross Cummings (Mercer) vs Chattanooga (02/23/19)
Field goal attempts	35		Jordan Lyons (Furman) vs North Greenville (11/15/18)
	27		Lew Stallworth (The Citadel) at Western Carolina (02/16/19)
	26		Jordan Lyons (Furman) vs Western Carolina (12/01/18)
	26		Bubba Parham (VMI) at Western Carolina (02/23/19)
	24		Bubba Parham (VMI) at Stetson (11/23/18)
	24		Fletcher Magee (Wofford) vs Samford (01/24/19)
Field goal percentage	.889	(8-9)	Daivien Williamson (ETSU) at Illinois (12/15/18)
	.857	(12-14)	Kyrin Galloway (UNC Greensboro) at LSU (11/09/18)
	.833	(10-12)	Zane Najdawi (The Citadel) vs Johnson & Wales (12/05/18)
	.833	(10-12)	Jeromy Rodriguez (ETSU) at Furman (02/09/19)
	.818	(9-11)	Matt Rafferty (Furman) vs Bob Jones (11/06/18)
	.818	(9-11)	Cameron Jackson (Wofford) vs Coppin State (11/21/18)
	.818	(9-11)	Matt Rafferty (Furman) at Elon (12/04/18)
	.818	(9-11)	Myron Gordon (Samford) vs Western Carolina (02/02/19)
3-Pt FG made	15		Jordan Lyons (Furman) vs North Greenville (11/15/18)
	11		Patrick Good (ETSU) at Western Carolina (01/26/19)
	10		Matt Frierson (The Citadel) vs Johnson (11/14/18)
	10		Bubba Parham (VMI) at Kentucky (11/18/18)
	10		Connor Kern (The Citadel) vs UNC Greensboro (02/28/19)
3-Pt FG attempts	34		Jordan Lyons (Furman) vs North Greenville (11/15/18)
	19		Fletcher Magee (Wofford) vs Samford (01/24/19)
	17		Jordan Lyons (Furman) vs Western Carolina (12/01/18)
	17		Patrick Good (ETSU) at Western Carolina (01/26/19)
	16		Fletcher Magee (Wofford) vs North Carolina (11/06/18)
	16		Matt Frierson (The Citadel) vs Johnson (11/14/18)
	16		Bubba Parham (VMI) at Kentucky (11/18/18)
3-Pt percentage	1.000	(5-5)	Josh Sharkey (Samford) vs Houston Baptist (12/17/18)
	1.000	(5-5)	Kevin Easley (Chattanooga) at Western Carolina (01/03/19)
	1.000	(5-5)	Andrew Brown (Furman) vs ETSU (02/09/19)
	.857	(6-7)	Marcus Thomas (Western Carolina) at Chattanooga (01/31/19)
	.833	(5-6)	Kevin Easley (Chattanooga) at Michigan (11/23/18)
	.833	(5-6)	Connor Kern (The Citadel) vs High Point (11/27/18)
	.833	(5-6)	Kevidon Nolan (Samford) vs VMI (12/29/18)
	.833	(5-6)	Ross Cummings (Mercer) at Chattanooga (01/17/19)
	.833	(5-6)	Angelo Allegri (UNC Greensboro) at ETSU (01/19/19)
	.833	(5-6)	Kameron Gibson (Western Carolina) vs ETSU (01/26/19)
	.833	(5-6)	Lew Stallworth (The Citadel) vs Samford (02/23/19)
Free throws made	17		Francis Alonso (UNC Greensboro) at Samford (12/22/18)
	14		Onno Steger (Western Carolina) at Chattanooga (01/31/19)

	12	Bubba Parham (VMI) vs American (11/27/18)
	12	Ross Cummings (Mercer) at Samford (01/19/19)
	11	Djordje Dimitrijevic (Mercer) at NC State (11/24/18)
	11	Eric Hamilton (UNC Greensboro) vs Coppin State (12/12/18)
	11	Bubba Parham (VMI) at The Citadel (01/26/19)
	11	Donovann Toatley (Chattanooga) vs Western Carolina (01/31/19)
	11	Francis Alonso (UNC Greensboro) vs Western Carolina (02/21/19)
Free throw attempts	21	Francis Alonso (UNC Greensboro) at Samford (12/22/18)
	15	Eric Hamilton (UNC Greensboro) vs Coppin State (12/12/18)
	15	Onno Steger (Western Carolina) at Chattanooga (01/31/19)
	14	Bubba Parham (VMI) vs American (11/27/18)
	14	Cameron Jackson (Wofford) vs Western Carolina (02/09/19)
Free throw percentage	1.000 (12-12)	Ross Cummings (Mercer) at Samford (01/19/19)
	1.000 (11-11)	Djordje Dimitrijevic (Mercer) at NC State (11/24/18)
	1.000 (10-10)	Zane Najdawi (The Citadel) vs Johnson (11/14/18)
	1.000 (10-10)	Nathan Hoover (Wofford) vs Coastal Carolina (12/09/18)
	1.000 (10-10)	Matt Rafferty (Furman) at UNC Greensboro (01/12/19)
	1.000 (9-9)	Matt Frierson (The Citadel) at Campbell (12/18/18)
	1.000 (9-9)	Lew Stallworth (The Citadel) at Western Carolina (02/16/19)
	1.000 (9-9)	Bubba Parham (VMI) vs Mercer (02/28/19)
	1.000 (8-8)	Donovann Toatley (Chattanooga) at Charlotte (11/06/18)
	1.000 (8-8)	Francis Alonso (UNC Greensboro) vs Johnson & Wales (11/16/18)
	1.000 (8-8)	Matt Halvorsen (Western Carolina) vs Hiwassee (11/17/18)
	1.000 (8-8)	Daivien Williamson (ETSU) vs Reinhardt (12/03/18)
	1.000 (8-8)	Matt Halvorsen (Western Carolina) vs Chattanooga (01/03/19)
	1.000 (8-8)	Ross Cummings (Mercer) at UNC Greensboro (01/26/19)
	1.000 (8-8)	Fletcher Magee (Wofford) at The Citadel (02/02/19)
Rebounds	19	Jeromy Rodriguez (ETSU) vs Samford (01/03/19)
	18	Thomas Smallwood (Chattanooga) vs Cumberland (11/13/18)
	18	Jeromy Rodriguez (ETSU) at Mercer (01/12/19)
	18	Robert Allen (Samford) at The Citadel (02/23/19)
	17	Matt Rafferty (Furman) at Villanova (11/17/18)
	17	Jeromy Rodriguez (ETSU) at Georgia Southern (11/27/18)
	17	Mladen Armus (ETSU) vs Samford (01/03/19)
	17	Jeromy Rodriguez (ETSU) vs Wofford (02/07/19)
	17	Jeromy Rodriguez (ETSU) at UNC Greensboro (02/24/19)
Assists	16	Josh Sharkey (Samford) at Wofford (01/24/19)
	14	Josh Sharkey (Samford) at ETSU (01/03/19)
	13	Lew Stallworth (The Citadel) vs Johnson (11/14/18)
	12	Lew Stallworth (The Citadel) vs High Point (11/27/18)
	12	Josh Sharkey (Samford) at Furman (01/26/19)
	12	Josh Sharkey (Samford) vs Western Carolina (02/02/19)
	12	Lew Stallworth (The Citadel) vs UNC Greensboro (02/28/19)
Steals	8	Josh Sharkey (Samford) vs Jacksonville State (11/09/18)
	7	Josh Sharkey (Samford) at Purdue Fort Wayne (11/23/18)
	7	Matt Rafferty (Furman) at VMI (01/10/19)
	6	Ta'Vonne Bond (VMI) vs Goucher (11/11/18)
	6	Tray Hollowell (Wofford) vs Mars Hill (11/23/18)
	6	Josh Sharkey (Samford) vs UNC Greensboro (12/22/18)
	6	Isaiah Miller (UNC Greensboro) vs Chattanooga (12/29/18)
	6	Isaiah Miller (UNC Greensboro) at ETSU (01/19/19)
	6	Matt Rafferty (Furman) vs Chattanooga (01/24/19)
	6	Isaiah Miller (UNC Greensboro) vs Western Carolina (02/21/19)
Blocked shots	8	Ruben Guerrero (Samford) vs ETSU (01/31/19)
	7	James Dickey (UNC Greensboro) at North Carolina A&T (11/06/18)
	7	Zane Najdawi (The Citadel) vs Samford (02/23/19)
	6	Zane Najdawi (The Citadel) vs Johnson (11/14/18)
	5	Octavion Corley (ETSU) vs Hiwassee (11/08/18)

	5	Noah Gurley (Furman) vs UNC Greensboro (02/14/19)
	5	Robert Allen (Samford) vs Furman (02/28/19)
Turnovers	11	Josh Sharkey (Samford) at UNC Greensboro (02/07/19)
	9	Carlos Dotson (Western Carolina) vs Jacksonville State (11/20/18)
	8	Josh Sharkey (Samford) at ETSU (01/03/19)
	8	Josh Sharkey (Samford) at Wofford (01/24/19)
	8	Zane Najdawi (The Citadel) vs Furman (01/31/19)
	8	Josh Sharkey (Samford) vs ETSU (01/31/19)

2018-19 Southern Conference  
CONFERENCE BASKETBALL STATISTICS  
Through games of Mar 01, 2019 (Conference games only)

SCORING OFFENSE	G	W-L	Pts	Avg/G
1. Wofford	17	17-0	1414	83.2
2. ETSU	17	12-5	1352	79.5
3. Samford	17	6-11	1350	79.4
4. Furman	17	12-5	1303	76.6
5. The Citadel	17	4-13	1294	76.1
6. UNC Greensboro	17	14-3	1278	75.2
7. Western Carolina	17	4-13	1275	75.0
8. VMI	17	3-14	1253	73.7
9. Mercer	17	6-11	1229	72.3
10. Chattanooga	17	7-10	1212	71.3

SCORING DEFENSE	G	Pts	Avg/G
1. Wofford	17	1131	66.5
2. Furman	17	1150	67.6
3. UNC Greensboro	17	1209	71.1
4. ETSU	17	1225	72.1
5. Mercer	17	1281	75.4
6. Chattanooga	17	1306	76.8
7. Samford	17	1363	80.2
8. Western Carolina	17	1376	80.9
9. VMI	17	1451	85.4
10. The Citadel	17	1468	86.4

SCORING MARGIN	G	Offense	Defense	Margin
1. Wofford	17	83.2	66.5	+16.6
2. Furman	17	76.6	67.6	+9.0
3. ETSU	17	79.5	72.1	+7.5
4. UNC Greensboro	17	75.2	71.1	+4.1
5. Samford	17	79.4	80.2	-0.8
6. Mercer	17	72.3	75.4	-3.1
7. Chattanooga	17	71.3	76.8	-5.5
8. Western Carolina	17	75.0	80.9	-5.9
9. The Citadel	17	76.1	86.4	-10.2
10. VMI	17	73.7	85.4	-11.6

FREE THROW PCT	G	FTM	FTA	Pct.
1. Furman	17	212	286	.741
2. The Citadel	17	193	262	.737
3. Samford	17	252	347	.726
4. Western Carolina	17	246	344	.715
5. VMI	17	216	304	.711
6. Wofford	17	212	302	.702
7. UNC Greensboro	17	229	329	.696
8. Chattanooga	17	164	237	.692
9. Mercer	17	238	349	.682
10. ETSU	17	208	310	.671

FIELD GOAL PERCENTAGE	G	FGM	FGA	Pct.
1. Wofford	17	507	1008	.503
2. ETSU	17	507	1028	.493
3. Furman	17	462	980	.471
4. Samford	17	478	1026	.466
5. Western Carolina	17	433	945	.458
6. Chattanooga	17	445	979	.455
7. Mercer	17	430	961	.447
8. UNC Greensboro	17	459	1044	.440
9. VMI	17	438	1021	.429
10. The Citadel	17	456	1097	.416

FIELD GOAL PCT DEFENSE	G	FGM	FGA	Pct.
1. Furman	17	420	1017	.413
2. Samford	17	477	1088	.438
3. Wofford	17	406	925	.439
4. ETSU	17	432	965	.448
5. Mercer	17	440	970	.454
6. UNC Greensboro	17	423	928	.456
7. Chattanooga	17	477	1030	.463
8. Western Carolina	17	496	1043	.476
9. The Citadel	17	515	1065	.484
10. VMI	17	529	1058	.500

3-POINT FG PCT	G	3FGM	3FGA	Pct.
1. Wofford	17	188	434	.433
2. Samford	17	142	371	.383
3. Western Carolina	17	163	434	.376
4. Chattanooga	17	158	435	.363
5. ETSU	17	130	361	.360
6. Furman	17	167	464	.360
7. Mercer	17	131	366	.358
8. VMI	17	161	450	.358
9. UNC Greensboro	17	131	393	.333
10. The Citadel	17	189	581	.325

3-POINT FG PCT DEFENSE	G	3FGM	3FGA	Pct.
1. Furman	17	125	415	.301
2. Western Carolina	17	136	426	.319
3. Wofford	17	133	384	.346
4. Mercer	17	163	450	.362
5. Samford	17	196	526	.373
6. Chattanooga	17	138	368	.375
7. UNC Greensboro	17	140	364	.385
8. The Citadel	17	204	527	.387
9. VMI	17	169	432	.391
10. ETSU	17	156	397	.393

REBOUNDING OFFENSE	G	Rebounds	Avg/G
1. ETSU	17	642	37.8
2. Samford	17	617	36.3
3. Western Carolina	17	609	35.8
4. UNC Greensboro	17	595	35.0
5. Furman	17	592	34.8
6. Wofford	17	572	33.6
The Citadel	17	572	33.6
8. VMI	17	570	33.5
9. Mercer	17	566	33.3
10. Chattanooga	17	555	32.6

REBOUNDING DEFENSE	G	Rebounds	Avg/G
1. Wofford	17	472	27.8
2. ETSU	17	502	29.5
3. Western Carolina	17	568	33.4
4. UNC Greensboro	17	571	33.6
5. Furman	17	582	34.2
6. Mercer	17	606	35.6
7. Chattanooga	17	617	36.3
8. Samford	17	634	37.3
9. VMI	17	643	37.8
10. The Citadel	17	695	40.9

2018-19 Southern Conference  
CONFERENCE BASKETBALL STATISTICS  
Through games of Mar 01, 2019 (Conference games only)

REBOUNDING MARGIN	G	Team	Avg.	Opp.	Avg.	Margin
1.	ETSU	17	642	37.8	502	29.5 +8.2
2.	Wofford	17	572	33.6	472	27.8 +5.9
3.	Western Carolina	17	609	35.8	568	33.4 +2.4
4.	UNC Greensboro	17	595	35.0	571	33.6 +1.4
5.	Furman	17	592	34.8	582	34.2 +0.6
6.	Samford	17	617	36.3	634	37.3 -1.0
7.	Mercer	17	566	33.3	606	35.6 -2.4
8.	Chattanooga	17	555	32.6	617	36.3 -3.6
9.	VMI	17	570	33.5	643	37.8 -4.3
10.	The Citadel	17	572	33.6	695	40.9 -7.2

BLOCKED SHOTS	G	No.	Avg/G
1.	Furman	17	75 4.4
2.	UNC Greensboro	17	73 4.3
3.	Samford	17	71 4.2
4.	ETSU	17	70 4.1
5.	The Citadel	17	58 3.4
6.	Wofford	17	55 3.2
7.	Chattanooga	17	44 2.6
8.	Mercer	17	42 2.5
9.	Western Carolina	17	35 2.1
10.	VMI	17	32 1.9

ASSISTS	G	No.	Avg/G
1.	ETSU	17	273 16.1
2.	Wofford	17	269 15.8
3.	Furman	17	252 14.8
4.	Samford	17	245 14.4
5.	The Citadel	17	227 13.4
6.	VMI	17	226 13.3
7.	Chattanooga	17	225 13.2
8.	UNC Greensboro	17	216 12.7
9.	Mercer	17	212 12.5
10.	Western Carolina	17	208 12.2

STEALS	G	No.	Avg/G
1.	UNC Greensboro	17	153 9.0
2.	Furman	17	141 8.3
3.	Samford	17	131 7.7
4.	ETSU	17	126 7.4
5.	VMI	17	113 6.6
6.	Wofford	17	111 6.5
7.	The Citadel	17	106 6.2
8.	Mercer	17	103 6.1
9.	Western Carolina	17	65 3.8
10.	Chattanooga	17	63 3.7

TURNOVER MARGIN	G	Team	Avg.	Opp.	Avg.	Margin
1.	UNC Greensboro	17	203	11.9	280	16.5 +4.5
2.	Wofford	17	177	10.4	234	13.8 +3.4
3.	Mercer	17	204	12.0	220	12.9 +0.9
4.	The Citadel	17	211	12.4	220	12.9 +0.5
5.	ETSU	17	220	12.9	226	13.3 +0.4
	Furman	17	222	13.1	228	13.4 +0.4
7.	Samford	17	232	13.6	228	13.4 -0.2
8.	VMI	17	223	13.1	211	12.4 -0.7
9.	Chattanooga	17	204	12.0	167	9.8 -2.2
10.	Western Carolina	17	293	17.2	175	10.3 -6.9

ASSIST/TURNOVER RATIO	G	Ast.	Avg.	T/O	Avg.	Ratio
1.	Wofford	17	269	15.8	177	10.4 1.5
2.	ETSU	17	273	16.1	220	12.9 1.2
3.	Furman	17	252	14.8	222	13.1 1.1
4.	Chattanooga	17	225	13.2	204	12.0 1.1
5.	The Citadel	17	227	13.4	211	12.4 1.1
6.	UNC Greensboro	17	216	12.7	203	11.9 1.1
7.	Samford	17	245	14.4	232	13.6 1.1
8.	Mercer	17	212	12.5	204	12.0 1.0
9.	VMI	17	226	13.3	223	13.1 1.0
10.	Western Carolina	17	208	12.2	293	17.2 0.7

OFFENSIVE REBOUNDS	G	No.	Avg/G
1.	UNC Greensboro	17	210 12.4
2.	ETSU	17	209 12.3
3.	Wofford	17	172 10.1
4.	The Citadel	17	170 10.0
5.	Mercer	17	168 9.9
6.	Western Carolina	17	162 9.5
7.	Furman	17	160 9.4
	Samford	17	160 9.4
9.	VMI	17	146 8.6
10.	Chattanooga	17	143 8.4

DEFENSIVE REBOUNDS	G	No.	Avg/G
1.	Samford	17	457 26.9
2.	Western Carolina	17	447 26.3
3.	ETSU	17	433 25.5
4.	Furman	17	432 25.4
5.	VMI	17	424 24.9
6.	Chattanooga	17	412 24.2
7.	The Citadel	17	402 23.6
8.	Wofford	17	400 23.5
9.	Mercer	17	398 23.4
10.	UNC Greensboro	17	385 22.6

DEFENSIVE REB PCT.	G	D-Reb	Opp. OR	D-Reb%
1.	ETSU	17	433	140 .756
2.	Wofford	17	400	134 .749
3.	VMI	17	424	158 .729
4.	Western Carolina	17	447	168 .727
5.	UNC Greensboro	17	385	158 .709
6.	Samford	17	457	194 .702
7.	Furman	17	432	187 .698
8.	Chattanooga	17	412	179 .697
9.	Mercer	17	398	190 .677
10.	The Citadel	17	402	192 .677

OFFENSIVE REB PCT.	G	O-Reb	Opp. DR	O-Reb%
1.	ETSU	17	209	362 .366
2.	Wofford	17	172	338 .337
3.	UNC Greensboro	17	210	413 .337
4.	Furman	17	160	395 .288
5.	Western Carolina	17	162	400 .288
6.	Mercer	17	168	416 .288
7.	Samford	17	160	440 .267
8.	The Citadel	17	170	503 .253
9.	Chattanooga	17	143	438 .246
10.	VMI	17	146	485 .231



2018-19 Southern Conference  
CONFERENCE BASKETBALL STATISTICS  
Through games of Mar 01, 2019 (Conference games only)

3-POINT FG MADE	G	No.	Avg/G
1. The Citadel	17	189	11.1
2. Wofford	17	188	11.1
3. Furman	17	167	9.8
4. Western Carolina	17	163	9.6
5. VMI	17	161	9.5
6. Chattanooga	17	158	9.3
7. Samford	17	142	8.4
8. UNC Greensboro	17	131	7.7
Mercer	17	131	7.7
10. ETSU	17	130	7.6

2018-19 Southern Conference  
CONFERENCE BASKETBALL STATISTICS  
Through games of Mar 01, 2019 (Conference games only)

Team	Conference	Pct.	PF	PA	Overall	Pct.	PF	PA	Current unbeaten streak
Wofford	17-0	1.000	83.2	66.5	17-0	1.000	83.2	66.5	Wofford -- 17
UNC Greensboro	14-3	.824	75.2	71.1	14-3	.824	75.2	71.1	UNC Greensboro -- 3
ETSU	12-5	.706	79.5	72.1	12-5	.706	79.5	72.1	VMI -- 2
Furman	12-5	.706	76.6	67.6	12-5	.706	76.6	67.6	Furman -- 1
Chattanooga	7-10	.412	71.3	76.8	7-10	.412	71.3	76.8	
Samford	6-11	.353	79.4	80.2	6-11	.353	79.4	80.2	
Mercer	6-11	.353	72.3	75.4	6-11	.353	72.3	75.4	
The Citadel	4-13	.235	76.1	86.4	4-13	.235	76.1	86.4	
Western Carolina	4-13	.235	75.0	80.9	4-13	.235	75.0	80.9	
VMI	3-14	.176	73.7	85.4	3-14	.176	73.7	85.4	

TEAM SUMMARIES	G	PF-PA	Avg score	Margin	FG-FGA	Pct.	3FG-FGA	Pct.	FT-FTA	Pct.	RebF	RebA	Margin
Chattanooga	17	1212-1306	71.3-76.8	-5.5	445-979	.455	158-435	.363	164-237	.692	555	617	-3.6
ETSU	17	1352-1225	79.5-72.1	+7.5	507-1028	.493	130-361	.360	208-310	.671	642	502	+8.2
Furman	17	1303-1150	76.6-67.6	+9.0	462-980	.471	167-464	.360	212-286	.741	592	582	+0.6
Mercer	17	1229-1281	72.3-75.4	-3.1	430-961	.447	131-366	.358	238-349	.682	566	606	-2.4
Samford	17	1350-1363	79.4-80.2	-0.8	478-1026	.466	142-371	.383	252-347	.726	617	634	-1.0
The Citadel	17	1294-1468	76.1-86.4	-10.2	456-1097	.416	189-581	.325	193-262	.737	572	695	-7.2
UNC Greensboro	17	1278-1209	75.2-71.1	+4.1	459-1044	.440	131-393	.333	229-329	.696	595	571	+1.4
VMI	17	1253-1451	73.7-85.4	-11.6	438-1021	.429	161-450	.358	216-304	.711	570	643	-4.3
Western Carolina	17	1275-1376	75.0-80.9	-5.9	433-945	.458	163-434	.376	246-344	.715	609	568	+2.4
Wofford	17	1414-1131	83.2-66.5	+16.6	507-1008	.503	188-434	.433	212-302	.702	572	472	+5.9

ATTENDANCE	Home	Average	Away	Average	Neutral	Average	Total	Average
Chattanooga	8-28653	3582	9-19712	2190	0-0	0	17-48365	2845
ETSU	8-39534	4942	9-23365	2596	0-0	0	17-62899	3700
Furman	9-19384	2154	8-21369	2671	0-0	0	17-40753	2397
Mercer	8-20807	2601	9-17541	1949	0-0	0	17-38348	2256
Samford	8-9549	1194	9-20259	2251	0-0	0	17-29808	1753
The Citadel	9-12472	1386	8-24158	3020	0-0	0	17-36630	2155
UNC Greensboro	9-28548	3172	8-18693	2337	0-0	0	17-47241	2779
VMI	8-7617	952	9-23182	2576	0-0	0	17-30799	1812
Western Carolina	9-15827	1759	8-20045	2506	0-0	0	17-35872	2110
Wofford	9-25719	2858	8-19786	2473	0-0	0	17-45505	2677
Totals	85-208110	2448	85-208110	2448	0-0	0	170-416220	2448

2018-19 Southern Conference  
INDIVIDUAL BASKETBALL STATISTICS  
Through games of Mar 01, 2019 (Conference games only)

To be ranked, a player must appear in at least 75.0% of their team's games.

SCORING							REBOUNDING						
	Cl	G	FG	3FG	FT	Pts Avg/G		Cl	G	Off	Def	Total	Avg/G
1. Fletcher Magee-WOF	Sr	17	118	86	55	377 22.2	1. Jeromy Rodriguez-ETSU	Jr	17	55	124	179	10.5
2. Lew Stallworth-CIT	Sr	17	138	25	65	366 21.5	2. Carlos Dotson-WCU	Jr	16	55	108	163	10.2
3. Ross Cummings-MER	So	17	103	63	77	346 20.4	3. Matt Rafferty-FUR	Sr	17	41	114	155	9.1
4. Bubba Parham-VMI	So	17	105	56	68	334 19.6	4. Robert Allen-SAM	Fr	17	42	105	147	8.6
5. Matt Rafferty-FUR	Sr	17	108	7	84	307 18.1	5. Ruben Guerrero-SAM	Sr	17	53	92	145	8.5
6. Josh Sharkey-SAM	Jr	17	106	16	76	304 17.9	6. James Dickey-UNCG	Jr	15	46	73	119	7.9
7. Isaiah Miller-UNCG	So	17	116	15	35	282 16.6	7. Mladen Armus-ETSU	So	17	41	91	132	7.8
8. Jordan Lyons-FUR	Jr	17	96	46	32	270 15.9	8. Keve Aluma-WOF	So	17	50	78	128	7.5
9. Kevin Easley-UTC	Fr	14	82	26	31	221 15.8	9. Cameron Jackson-WOF	Sr	17	41	81	122	7.2
10. Francis Alonso-UNCG	Sr	17	82	40	62	266 15.6	10. Zane Najdawi-CIT	Sr	17	39	81	120	7.1
11. Carlos Dotson-WCU	Jr	16	99	0	45	243 15.2	11. Kevin Easley-UTC	Fr	14	25	71	96	6.9
12. Cameron Jackson-WOF	Sr	17	91	3	62	247 14.5	12. Garrett Gilkeson-VMI	Jr	17	30	81	111	6.5
13. Onno Steger-WCU	Jr	17	74	41	54	243 14.3	13. Onno Steger-WCU	Jr	17	23	80	103	6.1
14. Zane Najdawi-CIT	Sr	17	88	23	42	241 14.2	14. Ramon Vila-UTC	So	16	23	70	93	5.8
15. Ethan Stair-MER	Jr	17	81	34	42	238 14.0	15. Clay Mounce-FUR	So	17	28	69	97	5.7
16. Kameron Gibson-WCU	Fr	17	85	40	20	230 13.5	16. Fardaws Aimaq-MER	Fr	15	37	47	84	5.6
17. Brandon Austin-SAM	Jr	17	76	45	28	225 13.2	17. Ethan Stair-MER	Jr	17	21	74	95	5.6
18. Myron Gordon-SAM	Jr	17	70	24	60	224 13.2	18. Hayden Brown-CIT	So	15	36	45	81	5.4
19. Ruben Guerrero-SAM	Sr	17	90	0	36	216 12.7	19. Myles Lewis-VMI	So	17	33	56	89	5.2
20. Myles Lewis-VMI	So	17	87	0	37	211 12.4	20. Isaiah Miller-UNCG	So	17	31	55	86	5.1
21. Nathan Hoover-WOF	Jr	17	71	37	30	209 12.3							
22. Jeromy Rodriguez-ETSU	Jr	17	84	0	32	200 11.8							
23. Patrick Good-ETSU	So	17	60	48	31	199 11.7							
24. Donovan Toatley-UTC	Fr	16	65	19	38	187 11.7							
25. Clay Mounce-FUR	So	17	68	27	24	187 11.0							
26. Marcus Thomas-WCU	So	16	57	20	40	174 10.9							
27. Garrett Gilkeson-VMI	Jr	17	61	26	35	183 10.8							
28. Matt Halvorsen-WCU	So	17	47	38	49	181 10.6							
29. Ramon Vila-UTC	So	16	70	2	28	170 10.6							
30. Bo Hodges-ETSU	So	17	69	11	30	179 10.5							

FIELD GOAL PCT						ASSISTS			
	Cl	G	FGM	FGA	Pct.		Cl	G	No. Avg/G
1. Carlos Dotson-WCU	Jr	16	99	159	.623	1. Josh Sharkey-SAM	Jr	17	141 8.3
2. Matt Rafferty-FUR	Sr	17	108	178	.607	2. Lew Stallworth-CIT	Sr	17	98 5.8
3. Cameron Jackson-WOF	Sr	17	91	157	.580	3. Marcus Cohen-MER	So	16	65 4.1
4. Ruben Guerrero-SAM	Sr	17	90	159	.566	4. Demetrius Troy-UNCG	Sr	17	68 4.0
5. Isaiah Miller-UNCG	So	17	116	231	.502	5. Matt Rafferty-FUR	Sr	17	67 3.9
6. Lew Stallworth-CIT	Sr	17	138	277	.498	6. Bubba Parham-VMI	So	17	59 3.5
7. Kevin Easley-UTC	Fr	14	82	172	.477	7. Alex Hunter-FUR	So	17	56 3.3
8. Myles Lewis-VMI	So	17	87	184	.473	8. Cameron Jackson-WOF	Sr	17	55 3.2
9. Ross Cummings-MER	So	17	103	219	.470	Garrett Gilkeson-VMI	Jr	17	55 3.2
10. Zane Najdawi-CIT	Sr	17	88	188	.468	10. Matt Halvorsen-WCU	So	17	52 3.1
11. Fletcher Magee-WOF	Sr	17	118	254	.465	11. Storm Murphy-WOF	So	17	48 2.8
12. Josh Sharkey-SAM	Jr	17	106	233	.455	12. Bo Hodges-ETSU	So	17	47 2.8
13. Kameron Gibson-WCU	Fr	17	85	197	.431	Isaiah Tisdale-ETSU	Jr	17	47 2.8
14. Bubba Parham-VMI	So	17	105	250	.420	14. Kameron Gibson-WCU	Fr	17	46 2.7
15. Jordan Lyons-FUR	Jr	17	96	229	.419	15. Francis Alonso-UNCG	Sr	17	45 2.6

2018-19 Southern Conference  
INDIVIDUAL BASKETBALL STATISTICS  
Through games of Mar 01, 2019 (Conference games only)

FREE THROW PCT		Cl	G	FTM	FTA	Pct.
1.	Fletcher Magee-WOF	Sr	17	55	59	.932
2.	Matt Halvorsen-WCU	So	17	49	55	.891
3.	Ross Cummings-MER	So	17	77	91	.846
4.	Onno Steger-WCU	Jr	17	54	64	.844
5.	Francis Alonso-UNCG	Sr	17	62	74	.838
6.	Matt Rafferty-FUR	Sr	17	84	103	.816
7.	Myron Gordon-SAM	Jr	17	60	74	.811
8.	Marcus Thomas-WCU	So	16	40	50	.800
9.	Lew Stallworth-CIT	Sr	17	65	82	.793
10.	Bubba Parham-VMI	So	17	68	88	.773
11.	Josh Sharkey-SAM	Jr	17	76	105	.724
12.	Cameron Jackson-WOF	Sr	17	62	102	.608
13.	Carlos Dotson-WCU	Jr	16	45	88	.511

STEALS		Cl	G	No.	Avg/G
1.	Isaiah Miller-UNCG	So	17	57	3.4
2.	Matt Rafferty-FUR	Sr	17	50	2.9
3.	Josh Sharkey-SAM	Jr	17	46	2.7
4.	Cameron Jackson-WOF	Sr	17	31	1.8
5.	Ethan Stair-MER	Jr	17	27	1.6
6.	Myles Lewis-VMI	So	17	25	1.5
7.	Garrett Gilkeson-VMI	Jr	17	24	1.4
	Jeromy Rodriguez-ETSU	Jr	17	24	1.4
	Brandon Austin-SAM	Jr	17	24	1.4
10.	Hayden Brown-CIT	So	15	19	1.3
11.	Francis Alonso-UNCG	Sr	17	21	1.2
	Jordan Lyons-FUR	Jr	17	21	1.2
13.	James Dickey-UNCG	Jr	15	18	1.2
14.	Bo Hodges-ETSU	So	17	20	1.2
15.	Robert Allen-SAM	Fr	17	18	1.1

3-POINT FG PCT		Cl	G	3FG	FGA	Pct.
1.	Kevin Nolan-SAM	So	14	21	44	.477
2.	Fletcher Magee-WOF	Sr	17	86	187	.460
3.	Garrett Gilkeson-VMI	Jr	17	26	59	.441
4.	Ross Cummings-MER	So	17	63	143	.441
5.	Ethan Stair-MER	Jr	17	34	79	.430
6.	Nathan Hoover-WOF	Jr	17	37	86	.430
7.	Clay Mounce-FUR	So	17	27	63	.429
8.	David Jean-Baptiste-UTC	So	16	30	71	.423
9.	Kevin Easley-UTC	Fr	14	26	62	.419
10.	Andrew Brown-FUR	Sr	16	25	61	.410
11.	Brandon Austin-SAM	Jr	17	45	111	.405
12.	Patrick Good-ETSU	So	17	48	120	.400
13.	Onno Steger-WCU	Jr	17	41	104	.394
14.	Jake Stephens-VMI	Fr	17	27	71	.380
15.	Bubba Parham-VMI	So	17	56	150	.373

3-POINT FG MADE		Cl	G	3FG	Avg/G
1.	Fletcher Magee-WOF	Sr	17	86	5.1
2.	Ross Cummings-MER	So	17	63	3.7
3.	Bubba Parham-VMI	So	17	56	3.3
4.	Patrick Good-ETSU	So	17	48	2.8
5.	Jordan Lyons-FUR	Jr	17	46	2.7
6.	Brandon Austin-SAM	Jr	17	45	2.6
7.	Matt Frierson-CIT	Sr	16	42	2.6
8.	Onno Steger-WCU	Jr	17	41	2.4
9.	Francis Alonso-UNCG	Sr	17	40	2.4
	Kameron Gibson-WCU	Fr	17	40	2.4
11.	Matt Halvorsen-WCU	So	17	38	2.2
12.	Nathan Hoover-WOF	Jr	17	37	2.2
13.	Kaiden Rice-CIT	So	16	33	2.1
14.	Tray Boyd III-ETSU	Jr	17	34	2.0
	Ethan Stair-MER	Jr	17	34	2.0

BLOCKED SHOTS		Cl	G	No.	Avg/G
1.	Ruben Guerrero-SAM	Sr	17	38	2.2
2.	Zane Najdawi-CIT	Sr	17	33	1.9
3.	James Dickey-UNCG	Jr	15	28	1.9
4.	Clay Mounce-FUR	So	17	21	1.2
	Cameron Jackson-WOF	Sr	17	21	1.2
6.	Lucas N'Guessan-ETSU		16	19	1.2
7.	Ramon Vila-UTC	So	16	17	1.1
8.	Mladen Armus-ETSU	So	17	18	1.1
	Noah Gurley-FUR	Fr	17	18	1.1
	Keve Aluma-WOF	So	17	18	1.1
11.	Kyrin Galloway-UNCG	Jr	17	17	1.0
12.	Matt Rafferty-FUR	Sr	17	16	0.9
	Robert Allen-SAM	Fr	17	16	0.9
14.	Victor Bafutto-MER	So	16	15	0.9
15.	Fardaws Aimaq-MER	Fr	15	11	0.7

ASSIST/TURNOVER RATIO		Cl	G	Ast.	T/O	Ratio
1.	Alex Hunter-FUR	So	17	56	19	2.9
2.	Demetrius Troy-UNCG	Sr	17	68	34	2.0
3.	Matt Rafferty-FUR	Sr	17	67	35	1.9
4.	Cameron Jackson-WOF	Sr	17	55	30	1.8
5.	Marcus Cohen-MER	So	16	65	36	1.8
6.	Garrett Gilkeson-VMI	Jr	17	55	33	1.7
7.	Lew Stallworth-CIT	Sr	17	98	60	1.6
8.	Josh Sharkey-SAM	Jr	17	141	95	1.5
9.	Matt Halvorsen-WCU	So	17	52	37	1.4
10.	Bubba Parham-VMI	So	17	59	52	1.1

2018-19 Southern Conference  
INDIVIDUAL BASKETBALL STATISTICS  
Through games of Mar 01, 2019 (Conference games only)

OFFENSIVE REBOUNDS				
	Cl	G	No.	Avg/G
1. Carlos Dotson-WCU	Jr	16	55	3.4
2. Jeromy Rodriguez-ETSU	Jr	17	55	3.2
3. Ruben Guerrero-SAM	Sr	17	53	3.1
4. James Dickey-UNCG	Jr	15	46	3.1
5. Keve Aluma-WOF	So	17	50	2.9
6. Robert Allen-SAM	Fr	17	42	2.5
7. Fardaws Aimaq-MER	Fr	15	37	2.5
8. Mladen Armus-ETSU	So	17	41	2.4
Cameron Jackson-WOF	Sr	17	41	2.4
Matt Rafferty-FUR	Sr	17	41	2.4
11. Hayden Brown-CIT	So	15	36	2.4
12. Zane Najdawi-CIT	Sr	17	39	2.3
13. Chevez Goodwin-WOF	So	17	36	2.1
14. Myles Lewis-VMI	So	17	33	1.9
15. Isaiah Miller-UNCG	So	17	31	1.8

DEFENSIVE REBOUNDS				
	Cl	G	No.	Avg/G
1. Jeromy Rodriguez-ETSU	Jr	17	124	7.3
2. Carlos Dotson-WCU	Jr	16	108	6.8
3. Matt Rafferty-FUR	Sr	17	114	6.7
4. Robert Allen-SAM	Fr	17	105	6.2
5. Ruben Guerrero-SAM	Sr	17	92	5.4
6. Mladen Armus-ETSU	So	17	91	5.4
7. Kevin Easley-UTC	Fr	14	71	5.1
8. James Dickey-UNCG	Jr	15	73	4.9
9. Cameron Jackson-WOF	Sr	17	81	4.8
Zane Najdawi-CIT	Sr	17	81	4.8
Garrett Gilkeson-VMI	Jr	17	81	4.8
12. Onno Steger-WCU	Jr	17	80	4.7
13. Keve Aluma-WOF	So	17	78	4.6
14. Brandon Austin-SAM	Jr	17	75	4.4
15. Ramon Vila-UTC	So	16	70	4.4

MINUTES PLAYED				
	Cl	G	No.	Avg/G
1. Josh Sharkey-SAM	Jr	17	625	36.8
2. Ross Cummings-MER	So	17	616	36.2
3. Matt Halvorsen-WCU	So	17	610	35.9
4. Lew Stallworth-CIT	Sr	17	599	35.2
5. Bubba Parham-VMI	So	17	584	34.4
Ethan Stair-MER	Jr	17	584	34.4
7. Matt Rafferty-FUR	Sr	17	575	33.8
8. Garrett Gilkeson-VMI	Jr	17	570	33.5
9. Alex Hunter-FUR	So	17	566	33.3
Brandon Austin-SAM	Jr	17	566	33.3

2018-19 Southern Conference  
Conference Team Highs  
Through games of Mar 01, 2019 (Conference games only)

TEAM HIGHS (highest totals made by)

Points	112	Wofford vs The Citadel (01/03/19)
	107	Wofford vs Samford (01/24/19)
	106	Samford at Wofford (01/24/19)
	105	Western Carolina at Chattanooga (01/31/19)
	103	Western Carolina vs The Citadel (02/16/19)
Margin	38 (99-61)	Wofford at The Citadel (02/02/19)
	34 (96-62)	Furman vs VMI (02/16/19)
	32 (89-57)	Furman at VMI (01/10/19)
	31 (112-81)	Wofford vs The Citadel (01/03/19)
	30 (91-61)	Furman vs ETSU (02/09/19)
	30 (80-50)	Wofford vs UNC Greensboro (02/16/19)
Field goals made	43	Wofford vs The Citadel (01/03/19)
	41	Wofford vs Samford (01/24/19)
	40	ETSU at The Citadel (01/10/19)
	38	Samford at Wofford (01/24/19)
	37	Furman vs The Citadel (01/05/19)
	37	ETSU at VMI (02/21/19)
Field goal attempts	80	Western Carolina at Furman (12/01/18)
	79	Furman vs The Citadel (01/05/19)
	79	The Citadel vs Western Carolina (01/12/19)
	78	VMI vs Samford (02/09/19)
	75	The Citadel vs ETSU (01/10/19)
Field goal percentage	.672 (43-64)	Wofford vs The Citadel (01/03/19)
	.667 (38-57)	Samford at Wofford (01/24/19)
	.640 (32-50)	Furman vs ETSU (02/09/19)
	.617 (37-60)	ETSU at VMI (02/21/19)
	.610 (36-59)	ETSU vs Chattanooga (01/05/19)
3-Pt FG made	22	The Citadel vs UNC Greensboro (02/28/19)
	20	Wofford at The Citadel (02/02/19)
	19	Western Carolina vs The Citadel (02/16/19)
	17	The Citadel at Samford (01/17/19)
	17	Wofford vs Samford (01/24/19)
	17	The Citadel at ETSU (02/14/19)
3-Pt FG attempts	47	The Citadel vs Samford (02/23/19)
	46	The Citadel at Samford (01/17/19)
	43	The Citadel at Furman (01/05/19)
	43	The Citadel vs Western Carolina (01/12/19)
	42	VMI vs Samford (02/09/19)
	42	The Citadel vs UNC Greensboro (02/28/19)
3-Pt percentage	.733 (11-15)	Samford at Wofford (01/24/19)
	.667 (12-18)	Furman vs ETSU (02/09/19)
	.647 (11-17)	Mercer at VMI (02/28/19)
	.633 (19-30)	Western Carolina vs The Citadel (02/16/19)
	.606 (20-33)	Wofford at The Citadel (02/02/19)
Free throws made	29	Mercer at UNC Greensboro (01/26/19)
	27	UNC Greensboro at Samford (12/22/18)
	27	Mercer at Samford (01/19/19)
	27	ETSU vs Mercer (02/16/19)
	25	VMI at The Citadel (01/26/19)
	25	Western Carolina at Chattanooga (01/31/19)
Free throw attempts	36	UNC Greensboro at Samford (12/22/18)
	35	Mercer at Samford (01/19/19)
	35	ETSU vs Mercer (02/16/19)
	33	Mercer at UNC Greensboro (01/26/19)
	33	UNC Greensboro vs Western Carolina (02/21/19)

Free throw percentage	.958	(23-24)	Furman at Samford (02/28/19)
	.950	(19-20)	Samford at Wofford (01/24/19)
	.941	(16-17)	Furman at VMI (01/10/19)
	.923	(12-13)	ETSU at Chattanooga (02/02/19)
	.917	(11-12)	ETSU at Mercer (01/12/19)
Rebounds	53		Furman vs Western Carolina (12/01/18)
	53		Furman vs The Citadel (01/05/19)
	50		ETSU at The Citadel (01/10/19)
	50		Western Carolina at The Citadel (01/12/19)
	50		ETSU at Mercer (01/12/19)
Assists	24		Wofford vs The Citadel (01/03/19)
	24		ETSU at The Citadel (01/10/19)
	23		Wofford at The Citadel (02/02/19)
	22		ETSU vs Chattanooga (01/05/19)
	22		Wofford vs Samford (01/24/19)
Steals	22		The Citadel vs UNC Greensboro (02/28/19)
	15		The Citadel vs Western Carolina (01/12/19)
	14		UNC Greensboro vs Mercer (01/26/19)
	13		UNC Greensboro vs Samford (02/07/19)
	13		Furman vs UNC Greensboro (02/14/19)
	12		UNC Greensboro at ETSU (01/19/19)
	12		Furman vs Chattanooga (01/24/19)
	12		ETSU at Western Carolina (01/26/19)
Blocked shots	12		UNC Greensboro at Chattanooga (02/09/19)
	11		The Citadel vs Samford (02/23/19)
	10		Furman vs UNC Greensboro (02/14/19)
	9		UNC Greensboro vs Mercer (01/26/19)
	9		Samford vs ETSU (01/31/19)
Turnovers	9		Furman vs VMI (02/16/19)
	29		Western Carolina at The Citadel (01/12/19)
	24		Mercer at UNC Greensboro (01/26/19)
	22		VMI vs Wofford (01/12/19)
	22		Samford at UNC Greensboro (02/07/19)
	22		Western Carolina vs Furman (02/07/19)
Fouls	22		Chattanooga vs UNC Greensboro (02/09/19)
	26		Western Carolina at The Citadel (01/12/19)
	26		Chattanooga vs Western Carolina (01/31/19)
	26		Mercer at ETSU (02/16/19)
	25		UNC Greensboro vs Chattanooga (12/29/18)
	25		Samford vs Mercer (01/19/19)
	25		UNC Greensboro vs Mercer (01/26/19)
25		The Citadel at Western Carolina (02/16/19)	

2018-19 Southern Conference  
Conference Individual Highs  
Through games of Mar 01, 2019 (Conference games only)

INDIVIDUAL PLAYER GAME HIGHS

Points	38	Bubba Parham (VMI) at Western Carolina (02/23/19)	
	37	Lew Stallworth (The Citadel) at Western Carolina (02/16/19)	
	37	Ross Cummings (Mercer) vs Chattanooga (02/23/19)	
	36	Ross Cummings (Mercer) vs Western Carolina (01/10/19)	
	35	Patrick Good (ETSU) at Western Carolina (01/26/19)	
Field goals made	13	Lew Stallworth (The Citadel) at Western Carolina (02/16/19)	
	13	Bubba Parham (VMI) at Western Carolina (02/23/19)	
	12	Carlos Dotson (Western Carolina) at Furman (12/01/18)	
	12	Ross Cummings (Mercer) vs Western Carolina (01/10/19)	
	12	Lew Stallworth (The Citadel) vs Western Carolina (01/12/19)	
	12	Patrick Good (ETSU) at Western Carolina (01/26/19)	
	12	Marcus Thomas (Western Carolina) at Chattanooga (01/31/19)	
	12	Ross Cummings (Mercer) vs Chattanooga (02/23/19)	
	Field goal attempts	27	Lew Stallworth (The Citadel) at Western Carolina (02/16/19)
		26	Jordan Lyons (Furman) vs Western Carolina (12/01/18)
26		Bubba Parham (VMI) at Western Carolina (02/23/19)	
24		Fletcher Magee (Wofford) vs Samford (01/24/19)	
22		Ross Cummings (Mercer) vs Chattanooga (02/23/19)	
Field goal percentage	.833 (10-12)	Jeromy Rodriguez (ETSU) at Furman (02/09/19)	
	.818 (9-11)	Myron Gordon (Samford) vs Western Carolina (02/02/19)	
	.800 (8-10)	Isaiah Miller (UNC Greensboro) at Samford (12/22/18)	
	.800 (8-10)	Jeromy Rodriguez (ETSU) vs Furman (12/29/18)	
	.800 (8-10)	Ramon Vila (Chattanooga) vs Samford (01/12/19)	
	.800 (8-10)	Carlos Dotson (Western Carolina) vs UNC Greensboro (01/17/19)	
	.800 (8-10)	Ruben Guerrero (Samford) at Wofford (01/24/19)	
3-Pt FG made	11	Patrick Good (ETSU) at Western Carolina (01/26/19)	
	10	Connor Kern (The Citadel) vs UNC Greensboro (02/28/19)	
	8	Matt Frierson (The Citadel) at Samford (01/17/19)	
	8	Fletcher Magee (Wofford) vs Western Carolina (02/09/19)	
	8	Jerry Johnson Jr. (Chattanooga) at Samford (02/16/19)	
	8	Ross Cummings (Mercer) vs Chattanooga (02/23/19)	
3-Pt FG attempts	19	Fletcher Magee (Wofford) vs Samford (01/24/19)	
	17	Jordan Lyons (Furman) vs Western Carolina (12/01/18)	
	17	Patrick Good (ETSU) at Western Carolina (01/26/19)	
	15	Matt Frierson (The Citadel) at Samford (01/17/19)	
	15	Matt Frierson (The Citadel) at UNC Greensboro (01/24/19)	
	15	Fletcher Magee (Wofford) at ETSU (02/07/19)	
	15	Bubba Parham (VMI) vs Samford (02/09/19)	
3-Pt percentage	1.000 (5-5)	Kevin Easley (Chattanooga) at Western Carolina (01/03/19)	
	1.000 (5-5)	Andrew Brown (Furman) vs ETSU (02/09/19)	
	.857 (6-7)	Marcus Thomas (Western Carolina) at Chattanooga (01/31/19)	
	.833 (5-6)	Kevion Nolan (Samford) vs VMI (12/29/18)	
	.833 (5-6)	Ross Cummings (Mercer) at Chattanooga (01/17/19)	
	.833 (5-6)	Angelo Allegri (UNC Greensboro) at ETSU (01/19/19)	
	.833 (5-6)	Kameron Gibson (Western Carolina) vs ETSU (01/26/19)	
	.833 (5-6)	Lew Stallworth (The Citadel) vs Samford (02/23/19)	
Free throws made	17	Francis Alonso (UNC Greensboro) at Samford (12/22/18)	
	14	Onno Steger (Western Carolina) at Chattanooga (01/31/19)	
	12	Ross Cummings (Mercer) at Samford (01/19/19)	
	11	Bubba Parham (VMI) at The Citadel (01/26/19)	
	11	Donovann Toatley (Chattanooga) vs Western Carolina (01/31/19)	
	11	Francis Alonso (UNC Greensboro) vs Western Carolina (02/21/19)	
Free throw attempts	21	Francis Alonso (UNC Greensboro) at Samford (12/22/18)	
	15	Onno Steger (Western Carolina) at Chattanooga (01/31/19)	
	14	Cameron Jackson (Wofford) vs Western Carolina (02/09/19)	



	13	Lew Stallworth (The Citadel) at Mercer (02/09/19)
	13	Francis Alonso (UNC Greensboro) vs Western Carolina (02/21/19)
Free throw percentage	1.000 (12-12)	Ross Cummings (Mercer) at Samford (01/19/19)
	1.000 (10-10)	Matt Rafferty (Furman) at UNC Greensboro (01/12/19)
	1.000 (9-9)	Lew Stallworth (The Citadel) at Western Carolina (02/16/19)
	1.000 (9-9)	Bubba Parham (VMI) vs Mercer (02/28/19)
	1.000 (8-8)	Matt Halvorsen (Western Carolina) vs Chattanooga (01/03/19)
	1.000 (8-8)	Ross Cummings (Mercer) at UNC Greensboro (01/26/19)
	1.000 (8-8)	Fletcher Magee (Wofford) at The Citadel (02/02/19)
Rebounds	19	Jeromy Rodriguez (ETSU) vs Samford (01/03/19)
	18	Jeromy Rodriguez (ETSU) at Mercer (01/12/19)
	18	Robert Allen (Samford) at The Citadel (02/23/19)
	17	Mladen Armus (ETSU) vs Samford (01/03/19)
	17	Jeromy Rodriguez (ETSU) vs Wofford (02/07/19)
	17	Jeromy Rodriguez (ETSU) at UNC Greensboro (02/24/19)
Assists	16	Josh Sharkey (Samford) at Wofford (01/24/19)
	14	Josh Sharkey (Samford) at ETSU (01/03/19)
	12	Josh Sharkey (Samford) at Furman (01/26/19)
	12	Josh Sharkey (Samford) vs Western Carolina (02/02/19)
	12	Lew Stallworth (The Citadel) vs UNC Greensboro (02/28/19)
Steals	7	Matt Rafferty (Furman) at VMI (01/10/19)
	6	Josh Sharkey (Samford) vs UNC Greensboro (12/22/18)
	6	Isaiah Miller (UNC Greensboro) vs Chattanooga (12/29/18)
	6	Isaiah Miller (UNC Greensboro) at ETSU (01/19/19)
	6	Matt Rafferty (Furman) vs Chattanooga (01/24/19)
	6	Isaiah Miller (UNC Greensboro) vs Western Carolina (02/21/19)
Blocked shots	8	Ruben Guerrero (Samford) vs ETSU (01/31/19)
	7	Zane Najdawi (The Citadel) vs Samford (02/23/19)
	5	Noah Gurley (Furman) vs UNC Greensboro (02/14/19)
	5	Robert Allen (Samford) vs Furman (02/28/19)
	4	Matt Rafferty (Furman) vs Western Carolina (12/01/18)
	4	Ruben Guerrero (Samford) vs VMI (12/29/18)
	4	James Dickey (UNC Greensboro) vs Furman (01/12/19)
	4	James Dickey (UNC Greensboro) at ETSU (01/19/19)
	4	Fardaws Aimaq (Mercer) at Samford (01/19/19)
	4	James Dickey (UNC Greensboro) at Furman (02/14/19)
	4	Clay Mounce (Furman) vs UNC Greensboro (02/14/19)
	4	Victor Bafutto (Mercer) at ETSU (02/16/19)
	4	Lucas N'Guessan (ETSU) vs Mercer (02/16/19)
Turnovers	11	Josh Sharkey (Samford) at UNC Greensboro (02/07/19)
	8	Josh Sharkey (Samford) at ETSU (01/03/19)
	8	Josh Sharkey (Samford) at Wofford (01/24/19)
	8	Zane Najdawi (The Citadel) vs Furman (01/31/19)
	8	Josh Sharkey (Samford) vs ETSU (01/31/19)