

2018-2019

Southern Conference Men's Basketball



#SoConHoops

702 North Pine Street, Spartanburg, SC 29303 • 864-591-5100 • Fax: 864-591-3448

Phil Perry, Assistant Commissioner for Media Relations (MBK contact)

facebook.com/SouthernConference • twitter.com/SoConSports • instagram.com/SouthernConference

2018-19 SOUTHERN CONFERENCE BASKETBALL STANDINGS

	Conference					Overall					
	W-L	Pct.	H	A	ST	W-L	Pct.	H	A	N	ST
#22/22 Wofford	18-0	1.000	9-0	9-0	W18	26-4	.867	15-1	11-3	0-0	W17
UNCG	15-3	.833	8-1	7-2	W4	26-5	.839	14-1	11-4	1-0	W4
Furman	13-5	.722	7-2	6-3	W2	24-6	.800	13-2	11-4	0-0	W2
ETSU	13-5	.722	7-2	6-3	W1	23-8	.742	13-2	9-6	1-0	W1
Chattanooga	7-11	.389	4-5	3-6	L3	12-19	.387	8-6	4-11	0-2	L3
Samford	6-12	.333	4-5	2-7	L4	16-15	.516	11-6	5-9	0-0	L4
Mercer	6-12	.333	4-5	2-7	L2	11-19	.367	9-6	2-12	0-1	L2
The Citadel	4-14	.222	3-6	1-8	L2	12-17	.414	8-7	4-10	0-0	L2
VMI	4-14	.222	3-6	1-8	W3	10-20	.333	8-7	2-13	0-0	W3
Western Carolina	4-14	.222	2-7	2-7	L3	7-24	.226	4-8	3-14	0-2	L3

Rankings are listed Associated Press/Coaches

SoCON CHAMPIONSHIP SCHEDULE

Friday, March 8 (ESPN+)

Game 1 - (8) VMI vs. (9) Western Carolina, 5 p.m.
Game 2 - (7) Samford vs. (10) The Citadel, 7:30 p.m.

Saturday, March 9 (ESPN+/Nexstar)

Game 3 - (1) Wofford vs. Game 1 winner, 12 p.m.
Game 4 - (4) ETSU vs. (5) Chattanooga, 2:30 p.m.
Game 5 - (2) UNC Greensboro vs. Game 2 winner, 6 p.m.
Game 6 - (3) Furman vs. (6) Mercer, 8:30 p.m.

Sunday, March 10 (ESPN+/Nexstar)

Game 7 - Game 3 winner vs. Game 4 winner, 4 p.m.
Game 8 - Game 5 winner vs. Game 6 winner, 6:30 p.m.

Monday, March 11 (ESPN)

Championship game, 7 p.m.

All times Eastern

Nexstar affiliates list on page 3

SoCON POSTSEASON HONORS

Coaches

Player of the Year

Fletcher Magee, Wofford

Freshman of the Year

Kevin Easley, Chattanooga

Defensive Player of the Year

Isaiah Miller, UNCG

Coach of the Year

Mike Young, Wofford

First team

Matt Rafferty, Furman
Francis Alonso, UNCG
Isaiah Miller, UNCG
Cameron Jackson, Wofford
Fletcher Magee, Wofford

Second team

Lew Stallworth, The Citadel
Jeremy Rodriguez, ETSU
Ross Cummings, Mercer
Josh Sharkey, Samford
Bubba Parham, VMI

Third team

Patrick Good, ETSU
Bo Hodges, ETSU
Jordan Lyons, Furman
Kevin Easley, Chattanooga
Carlos Dotson, Western Carolina

All-freshman team

Daivien Williamson, ETSU
Noah Gurley, Furman
Robert Allen, Samford
Kevin Easley, Chattanooga
Kameron Gibson, Western Carolina

Media

Malcolm U. Pitt

Player of the Year

Fletcher Magee, Wofford

Freshman of the Year

Kevin Easley, Chattanooga

Anton Foy Coach of the Year

Mike Young, Wofford

First team

Jeremy Rodriguez, ETSU
Matt Rafferty, Furman
Francis Alonso, UNCG
Cameron Jackson, Wofford
Fletcher Magee, Wofford

Second team

Lew Stallworth, The Citadel
Ross Cummings, Mercer
Isaiah Miller, UNCG
Josh Sharkey, Samford
Bubba Parham, VMI

Third team

Zane Najdawi, The Citadel
Bo Hodges, ETSU
Jordan Lyons, Furman
James Dickey, UNCG
Carlos Dotson, Western Carolina

All-freshman team

Daivien Williamson, ETSU
Noah Gurley, Furman
Robert Allen, Samford
Kevin Easley, Chattanooga
Kameron Gibson, Western Carolina



Player of the Year
Fletcher Magee, Wofford



Freshman of the Year
Kevin Easley, Chattanooga



Defensive Player of the Year
Isaiah Miller, UNCG



Coach of the Year
Mike Young

CONFERENCE NEWS AND NOTES

• Regular-season Southern Conference champion Wofford enters the Ingles SoCon Basketball Championship presented by General Shale as the No. 1 seed, while defending champion UNC Greensboro is the No. 2 seed. The Spartans are vying to become the first back-to-back winner since Wofford in 2014 and 2015.

• Furman, which spent time in the national rankings in December, is the No. 3 seed and ETSU, which has appeared in the last three title games, winning in 2017, is the No. 4.

• The Terriers went 18-0 in SoCon contests this season, completing the first undefeated run through the league since Davidson went 20-0 in 2007-08 behind future NBA star Stephen Curry.

• The SoCon has four teams with at least 20 wins for the third straight season. Wofford's 26 wins and Furman's 24 are school records and UNCG's 26 are one back of the school standard set last season. ETSU is the first SoCon team to post four consecutive 20-win seasons since Davidson turned in five straight from 2004-09.

• Wofford is nationally ranked for the second straight week, sitting No. 22 in both the Associated Press and USA Today Coaches polls. The Terriers are 14th in the latest NET rankings and have won 17 straight entering the tournament.

• The SoCon features three players averaging 20 points per game in VMI's Bubba Parham (20.8), Wofford's Fletcher Magee (20.7) and The Citadel's Lew Stallworth (20.2). The league hasn't seen multiple players average 20 points in the same season since 2010-11, when College of Charleston's Andrew Goudeok (23.7), Appalachian State's Donald Sims (21.0) and Wofford's Noah Dahlman (20.1) did so.

• Magee, the SoCon Player of the Year, is vying to lead the league in scoring for a second straight season, a feat last accomplished by VMI's QJ Peterson in 2015-16 and 2016-17. Should Parham lead the league, it would mark the third time in four years that a Keydet has.

• Magee enters the SoCon tournament leading Division I with 139 3-pointers this season and just 15 shy of breaking the DI career mark of 504. With a season-high 36 points in the regular-season finale against Mercer, Magee moved into sixth in SoCon history with 2,427 career points.

• Magee is the reigning SoCon Player of the Month for February and the USBWA Oscar Robertson National Player of the Week.

• Chattanooga's Kevin Easley, the SoCon Freshman of the Year, has scored a program freshman-record 403 points on the season and is 11th in the league in scoring at 14.4 points per game. Easley also owns UTC fresh-

man records in rebounds (181) and 3-pointers (47).

• Isaiah Miller is UNCG's second straight defensive player of the year as teammate James Dickey earned the honor last season, becoming the first Spartan to do so. Miller has a school-record 94 steals on the season, second in SoCon history in a single season.

• SoCon Coach of the Year Mike Young's honor is the fourth of his career from the coaches and third in the last six seasons. The 17th-year Wofford skipper has now won the media honor three times. Young is a candidate for the Werner Ladder Naismith Men's College Coach of the Year award.

• ETSU and Furman saw both their men's and women's programs earn top-four seeds for their respective SoCon tournaments. There have been 18 instances in which a school had both programs reach the tournament final but only one – Chattanooga in 2016 – was successful in winning both. Last season, ETSU became the first school to lose in the title game in both tournaments.

• Among current league members, Chattanooga has the most SoCon tournament titles with 11, the last one coming in 2016. Three schools – The Citadel, Mercer and Samford – are still seeking their first.

• ETSU has 99 wins over the last four seasons, matching a school record for a four-year span first done from 1988-89 to 1991-92.

• Samford's Josh Sharkey has 224 assists this season, good for seventh in a season in SoCon history. He also has 526 for his career and needs 12 more to enter the league's career top 10.

• Sharkey and Furman's Matt Rafferty are just outside the top 10 in season in SoCon history in steals. Sharkey has 81 this season and Rafferty has 77. The 10th spot on the list is held by Chattanooga's Tim Brooks, who had 83 in 1991-92.

• Citadel senior Zane Najdawi has entered the SoCon's career top 10 in blocked shots. He is tied for the 10th spot with 197.

• Wofford's 3-point field-goal percentage of 41.8 is second in Division I this season and would rank as the fourth-best in a season in SoCon history.

• As a team, The Citadel has hit 357 3-pointers this season, tied for the fourth-most in a season in SoCon history. Wofford is at 335, which is seventh in a season.

• ETSU redshirt junior forward Jeromy Rodriguez is in position to be the first SoCon player to average a double-double for the season since UNCG's Ben Stywall averaged 14.3 points and 10.4 rebounds per game in 2009-10.

SoCon PLAYERS OF THE WEEK

Nov. 13..... Josh Sharkey, Jr., G, SAM
 Nov. 20..... Jordan Lyons, Jr., G, FUR
 Nov. 27..... Lew Stallworth, Gr., G, CIT
 Dec. 4..... Lew Stallworth, Gr., G, CIT
 Dec. 11..... Jeromy Rodriguez, R-Jr., F, ETSU
 Dec. 18..... Matt Rafferty, Sr., F, FUR
 Dec. 24..... Francis Alonso, Sr., G, UNCG
 Dec. 31..... Jeromy Rodriguez, R-Jr., F, ETSU
 Jan. 8..... Matt Rafferty, Sr., F, FUR
 Jan. 15..... Ross Cummings, Jr., G, MER
 Jan. 22..... Kevin Easley, Fr., F, UTC
 Jan. 29..... Patrick Good, R-So., G, ETSU
 Feb. 5..... Onno Steger, Jr., F, WCU
 Feb. 12..... Fletcher Magee, Sr., G, WOF
 Feb. 19..... Matt Rafferty, Sr., F, FUR
 Feb. 26..... Ross Cummings, Jr., G, MER
 March 3..... Fletcher Magee, Sr., G, WOF

SoCon PLAYERS OF THE MONTH

November..... Matt Rafferty, Sr., F, FUR
 December..... Cameron Jackson, Sr., F, WOF
 January..... Fletcher Magee, Sr., G, WOF
 February..... Fletcher Magee, Sr., G, WOF

SoCon STUDENT-ATHLETE OF THE WEEK

Jan. 2..... Zane Najdawi, Sr., F, CIT
 Jan. 9..... Mladen Armus, So., F, ETSU
 Feb. 6..... Onno Steger, Jr., F, WCU

NATIONAL/REGIONAL RECOGNITION

Jerry West Shooting Guard of the Year Award Watch list

Fletcher Magee, Wofford, Sr., G

Lou Henson Award (top DI mid-major player) Initial watch list

Matt Rafferty, Furman, Sr., F
 Francis Alonso, UNCG, Sr., G
 James Dickey, UNCG, Jr., F
 Cameron Jackson, Wofford, R-Sr., F
 Fletcher Magee, Wofford, Sr., G

Midseason watch list

Matt Rafferty, Furman, Sr., F
 Francis Alonso, UNCG, Sr., G
 Cameron Jackson, Wofford, R-Sr., F
 Fletcher Magee, Wofford, Sr., G

Kareem Abdul-Jabbar Award Watch List

James Dickey, UNCG, Jr., F

Senior CLASS Award candidate

Zane Najdawi, The Citadel, Sr., F

Google Cloud Academic All-District

First team

Ruben Guerrero, Samford, R-Sr., C

Werner Ladder Naismith Men's College Coach of the Year Candidate

Mike Young, Wofford

Andy Katz National Player of the Week

Jordan Lyons, Furman, Jr., G Nov. 19, 2018

Oscar Robertson National Player of the Week

Fletcher Magee, Wofford, Sr., G March 5, 2018

SoCon COACHING RECORDS

Coach, school	Career (yrs.)	School (yrs.)	SoCon (yrs.)
Duggar Baucom, The Citadel	233-259 (16th)	45-81 (4th)	23-67 (5th)
Steve Forbes, ETSU	255-97 (11th)	99-37 (4th)	55-17 (4th)
Bob Richey, Furman	47-17 (2nd)	Same	26-10 (2nd)
Bob Hoffman, Mercer	520-319 (25th)	209-164 (11th)	46-44 (5th)
Wes Miller, UNCG	138-115 (8th)	Same	83-56 (8th)
Scott Padgett, Samford	73-91 (5th)	Same	30-60 (5th)
Lamont Paris, Chattanooga	22-42 (2nd)	Same	10-26 (2nd)
Dan Earl, VMI	34-86 (4th)	Same	15-57 (4th)
Mark Prosser, Western Carolina	12-47 (2nd)	7-24 (1st)	4-14 (1st)
Mike Young, Wofford	295-243 (17th)	Same	175-124 (17th)

2019 Ingles Southern Conference Men's Basketball Championship

presented by General Shale

March 8-11 • U.S. Cellular Center • Asheville, N.C.

**FRIDAY
MARCH 8**

**SATURDAY
MARCH 9**

**SUNDAY
MARCH 10**

**MONDAY
MARCH 11**



PRESENTED BY: **General Shale**

No. 8 VMI

Session 1, Game 1
March 8, 5 p.m.
ESPN+
No. 9 Western Carolina

Session 2, Game 3
March 9, 12 p.m.
ESPN+ **Nexstar**
No. 1 Wofford

No. 4 ETSU
Session 2, Game 4
March 9, 2:30 p.m.
ESPN+ **Nexstar**
No. 5 Chattanooga

Session 4, Game 7
March 10, 4 p.m.
ESPN+ **Nexstar**

CHAMPIONSHIP GAME
Session 5, Game 9
March 11, 7 p.m.
ESPN

No. 7 Samford

Session 1, Game 2
March 8, 7:30 p.m.
ESPN+
No. 10 The Citadel

Session 3, Game 5
March 9, 6 p.m.
ESPN+ **Nexstar**
No. 2 UNCG

No. 3 Furman
Session 3, Game 6
March 9, 8:30 p.m.
ESPN+ **Nexstar**
No. 6 Mercer

Session 4, Game 8
March 10, 6:30 p.m.
ESPN+ **Nexstar**

WATCH AND LISTEN

Nexstar affiliates:
WYCW (Greenville/Spartanburg/Asheville)
WJHL (Johnson City)
WCBF (Charleston)
WWCW (Lynchburg)

Game 3: WYCW, WJHL
Games 4-6: WYCW, WJHL, WWCW
Game 7: WYCW, WJHL, WCBF, WWCW
Game 8: WYCW, WWCW

Games 1-8 on ESPN+
Games 3-8 on Nexstar
Play-by-play: Pete Yanity
Analyst: Dean Keener
Sideline: Stormy Buonantony

Championship game on ESPN
Play-by-play: Tom Hart
Analyst: Mark Wise
Sideline: Stormy Buonantony

Games 3-8 on iHeart Radio
Play-by-play: Brian Hall
Analyst: Doug Maurer

Games 3-4: ESPN Asheville
(92.9FM/880am/1400am)

Games 5-6: News Radio 570 WWNC

Games 7-8: ESPN Asheville
(92.9FM/880am/1400am)

Also available on the iHeart Radio app

Championship game on Westwood One
Play-by-play: Kevin Kugler
Analyst: Eric Montross

The Westwood One broadcast can be heard on several platforms: on regular radio stations across the country; on the Westwood One Channels via the TuneIn mobile app; streamed online for free at westwoodonesports.com; on SiriusXM satellite radio: Sirius/XM 83

COLLEGEINSIDER.COM MID-MAJOR TOP 25

School (1st-place)	PS	N12	N19	N26	D3	D10	D17	D24	D31	J7	J14	J21	J28	F4	F11	F18	F25	M4	
Gonzaga (31)	1	1	1	1	1	1	1	1	1	1	1	1	1	1	1	1	1	1	1
Wofford	8	5	9	7	5	7	7	11	8	6	3	3	2	2	2	t2	2	2	
Buffalo	2	2	2	2	2	2	2	2	2	2	2	3	4	4	t2	3	3	3	
Belmont	17	10	5	3	4	4	4	4	6	8	6	11	6	5	5	4	4	4	
Murray State	18	16	10	11	12	11	10	10	9	4	4	4	7	9	8	5	5	5	
UC Irvine	24	23	15	17	18	13	13	14	15	12	7	10	11	10	9	6	6	6	
New Mexico State	-	-	-	-	-	25	25	18	18	14	19	17	16	15	13	10	7	7	
UNC Greensboro	20	19	13	5	6	5	5	4	3	10	7	5	3	3	12	8	8		
South Dakota State	5	3	7	10	8	10	14	17	17	21	19	18	13	11	11	15	9	9	
Hofstra	-	-	-	-	-	-	-	23	22	13	5	5	4	6	6	8	10	10	
Lipscomb	22	22	18	8	7	8	11	9	11	11	11	8	8	7	7	9	11	11	
Furman	-	20	6	4	3	3	3	3	5	5	12	19	-	24	14	11	12	12	
Liberty	-	-	-	-	24	24	17	22	20	17	16	12	12	16	16	10	13	13	
Vermont	-	-	-	-	-	-	23	-	-	-	23	14	14	14	13	13	15	14	
ETSU	-	-	-	-	-	-	-	-	-	14	8	9	9	8	15	14	16	15	
Sam Houston State	-	-	-	-	-	-	-	-	-	-	-	-	-	23	25	18	16	16	
Montana	16	14	19	13	17	19	19	15	13	18	20	22	22	18	18	14	17	17	
Toledo	13	13	-	16	9	6	6	6	3	9	15	15	16	15	12	17	21	18	
Northeastern	6	6	11	-	-	-	-	-	-	-	-	-	-	-	-	22	19	19	
Yale	25	25	-	-	-	-	-	-	-	24	21	19	21	17	16	17	20	20	
Saint Mary's	9	7	4	15	-	-	-	-	-	-	-	-	-	-	-	19	21	21	
Georgia Southern	-	-	17	12	21	18	-	-	-	-	-	-	-	-	-	-	22	22	
Texas State	-	-	-	-	-	-	20	21	21	24	22	17	18	20	20	19	20	23	
Jacksonville State	-	-	-	-	-	-	-	-	-	-	25	-	-	-	-	-	-	24	
Drake	-	-	-	-	-	-	-	25	24	-	-	-	-	-	-	-	-	25	
Stony Brook	-	-	-	25	14	15	15	16	16	15	14	13	17	19	19	20	23	23	
Bowling Green	-	-	-	-	-	-	-	-	-	-	-	-	-	23	25	22	24	24	
San Francisco	-	-	-	21	22	17	12	8	10	7	9	6	10	12	21	21	25	25	
Charleston	-	24	25	24	13	12	9	7	7	10	13	23	23	22	22	23	-	-	
Georgia State	12	15	16	20	-	23	-	-	-	20	18	20	21	17	-	24	-	-	
Northern Kentucky	-	-	24	-	23	-	-	-	-	-	-	-	20	-	24	-	-	-	
Princeton	-	-	-	-	-	-	-	-	-	-	-	-	-	25	-	-	-	-	
Radford	-	-	-	-	16	21	-	-	-	-	-	-	24	-	-	-	-	-	
UC Santa Barbara	-	-	-	-	-	-	-	-	-	25	24	25	-	-	-	-	-	-	
Loyola Marymount	-	-	22	14	11	9	8	12	12	16	21	-	-	-	-	-	-	-	
Kent State	-	-	-	-	-	-	-	20	19	22	-	-	-	-	-	-	-	-	
NJIT	-	-	-	-	-	25	24	25	23	-	-	-	-	-	-	-	-	-	
Ball State	-	-	-	-	-	-	-	-	25	-	-	-	-	-	-	-	-	-	
Louisiana	11	12	23	23	19	16	21	19	18	-	-	-	-	-	-	-	-	-	
Penn	23	18	21	-	-	20	16	13	23	-	-	-	-	-	-	-	-	-	
BYU	4	4	3	6	15	14	22	-	-	-	-	-	-	-	-	-	-	-	
San Diego	-	-	-	-	22	24	-	-	-	-	-	-	-	-	-	-	-	-	
Loyola Chicago	3	8	8	9	10	-	-	-	-	-	-	-	-	-	-	-	-	-	
Illinois State	14	17	14	19	20	-	-	-	-	-	-	-	-	-	-	-	-	-	
Bradley	-	-	-	18	-	-	-	-	-	-	-	-	-	-	-	-	-	-	
Harvard	7	11	12	22	-	-	-	-	-	-	-	-	-	-	-	-	-	-	
Southern Illinois	10	9	20	-	-	-	-	-	-	-	-	-	-	-	-	-	-	-	
Stephen F. Austin	19	21	-	-	-	-	-	-	-	-	-	-	-	-	-	-	-	-	
Rider	15	-	-	-	-	-	-	-	-	-	-	-	-	-	-	-	-	-	
Wright State	21	-	-	-	-	-	-	-	-	-	-	-	-	-	-	-	-	-	

Others receiving votes: Stony Brook 48, Georgia State 44, Northern Kentucky 32, San Francisco 30, Bowling Green 28, Loyola Chicago 28, BYU 25, Harvard 24, Charleston 18, Grand Canyon 18, Georgia State 15, Wright State 14, Kent State 13, Utah Valley State 13, Radford 12, Iona 6, Norfolk State 6, Campbell 4, Northern Colorado 3, Abilene Christian 2, Central Michigan 2, Austin Peay 1, Colgate 1, Loyola Marymount 1.

WINNING STREAKS

Wofford's current 17-game winning streak is tied for the longest in the SoCon in the last 10 seasons, matching Davidson's 17-game streak in 2012-13. The all-time record is 25, set by College of Charleston in 1998-99 and matched by Davidson in 2007-08. ETSU had a 16-game winning streak last season.

Consecutive overall wins (last 10 seasons)

School	Games	Season
Davidson	17	2012-13
Wofford*	17	2018-19
ETSU	16	2017-18
Davidson	13	2013-14
Wofford	13	2009-10
Furman	12	2018-19
Furman	10	2016-17
Chattanooga	10	2013-14

*active streak

The Terriers completed an undefeated run through the league regular season. Wofford's 18-game winning streak in league play is the seventh longest in SoCon history.

Consecutive conference wins (regular-season)

School	Games	Season
West Virginia	44	1956-60
Davidson	43	2007-09
North Carolina	34	1923-25
Davidson	27	1968-71
Davidson	23	1963-64
College of Charleston	19	1998-00
Wofford*	18	2018-19
ETSU	13	2017-18
The Citadel	11	2008-09

*active streak

SoCon TEAM RECORD BOOK

TEAM

Scoring

Game

1.	154	Furman vs. The Citadel	1/8/55
2.	149	Furman vs. Newberry	2/13/54
3.	148	The Citadel vs. Mid-Atlantic Christian	11/12/18
4.	146	The Citadel vs. Johnson	11/11/16
5.	144	The Citadel vs. Toccoa Falls	12/7/16
6.	141	Western Carolina vs. Toccoa Falls	1/17/12
7.	137	Davidson vs. Warren Wilson	12/9/91
	137	The Citadel vs. Johnson	11/14/18
9.	133	Western Carolina vs. Toccoa Falls	11/26/01
	133	VMI vs. Mid-Atlantic Christian	12/2/14

3-point field goals made

Game

1.	24	VMI vs. Furman	2/12/15
2.	23	The Citadel vs. Mid-Atlantic Christian	11/12/18
23	The Citadel vs. High Point	11/27/18	
4.	22	Ga. Southern vs. Chattanooga	1/17/05
22	The Citadel vs. UNCG	2/28/19	
6.	21	Furman vs. Virginia Intermont	12/29/04
	21	VMI vs. Johnson	11/18/14
	21	The Citadel vs. Ogelthorpe	11/10/17
21	Furman vs. North Greenville	11/15/18	

3-point field-goal attempts

Game

1.	57	VMI vs. Mid-Atlantic Christian	12/2/14
2.	55	VMI vs. Marist	12/13/14
3.	51	The Citadel vs. Mid-Atlantic Christian	11/12/18
4.	52	Davidson vs. Colby	11/21/06
5.	50	The Citadel at Air Force	12/2/15
	50	The Citadel vs. Johnson	11/13/16
	50	The Citadel vs. UMBC	12/19/16
8.	49	Furman vs. North Greenville	11/15/18
9.	48	The Citadel vs. Truett McConnell	11/15/16
	48	The Citadel at Western Carolina	2/25/18
48	The Citadel vs. Johnson	11/14/18	

Rebounds

Game

1.	78	George Wash. vs. Georgetown	1968-69
2.	76	Davidson vs. VMI	Jan. 8, 1970
3.	70	VMI vs. Mid-Atlantic Christian	Dec. 2, 2014
4.	68	Davidson vs. Emory	Nov. 9, 2007
5.	67	The Citadel vs. Clemson	Nov. 25, 2000
	67	The Citadel vs. Johnson	Nov. 13, 2016
7.	65	Ga. Southern vs. UC Davis	Nov. 12, 2006
8.	64	ETSU vs. Reinhardt	Dec. 3, 2018
9.	63	ETSU vs. UVa-Wise	Nov. 18, 2014
63	The Citadel vs. Mid-Atlantic Christian	11/12/18	

ALL-AROUND SUCCESS

Furman senior forward Matt Rafferty is the only player in the SoCon to rank in the top 10 in scoring, rebounding, assists, steals and blocked shots. Only three other qualified players in the league appear in the top 10 in even three of those categories, with Wofford's Cameron Jackson in four.

	Pts	Reb	Ast	St	Blk
Matt Rafferty, FUR	5th	3rd	3rd	3rd	t5th
	17.4	9.1	4.2	2.6	1.1
Cameron Jackson, WOF	10th	8th	x	5th	t5th
	14.5	7.5	x	1.6	1.1
James Dickey, UNCG	x	6th	x	8th	2nd
	x	7.9	x	1.3	2.0
Josh Sharkey, SAM	6th	x	1st	2nd	x
	16.6	x	7.2	2.6	x

ASSOCIATED PRESS TOP 25

School (1st-place)	PS	N12	N19	N26	D3	D10	D17	D24	D31	J7	J14	J21	J28	F4	F11	F18	F25	M4
Gonzaga (42)	3	3	3	1	1	4	8	7	7	5	4	4	4	3	2	1	1	4
Virginia (21)	5	4	4	4	4	6	5	4	4	4	3	3	3	4	3	2	2	3
North Carolina	8	7	7	11	14	12	9	14	15	12	13	11	9	8	8	5	3	2
Duke (1)	4	1	1	3	3	2	2	1	1	1	1	2	2	2	2	1	3	4
Tennessee	6	5	5	6	7	3	3	3	3	3	1	1	1	1	5	7	5	4
Kentucky	2	10	10	10	9	19	19	16	13	18	12	8	7	5	5	4	4	6
Michigan	19	18	9	7	5	5	4	2	2	2	5	5	7	6	7	9	7	6
Texas Tech	-	-	-	20	13	11	12	11	11	8	8	t14	16	18	15	14	11	8
Michigan State	10	11	11	9	10	9	10	8	8	6	6	6	9	11	10	6	9	9
LSU	23	22	19	-	-	-	-	-	-	-	-	25	19	21	19	13	13	10
Purdue	24	23	24	19	-	-	-	-	-	-	-	-	17	15	12	15	14	11
Houston	-	-	-	-	-	24	21	22	19	17	21	17	13	12	9	8	12	12
Kansas	1	2	2	2	2	1	1	5	5	7	7	9	11	13	14	12	15	13
Florida State	17	14	14	15	11	10	11	9	9	13	11	-	25	22	17	16	18	14
Virginia Tech	15	16	13	13	15	13	13	10	10	9	9	10	12	11	22	20	20	15
Marquette	-	24	-	-	-	21	20	18	16	21	15	12	10	10	10	11	10	16
Nevada	7	6	6	5	6	7	6	6	6	10	10	7	8	6	7	6	12	17
Kansas State	12	12	12	16	16	t25	-	-	-	-	-	-	-	-	18	23	16	18
Buffalo	-	25	22	21	17	14	14	21	20	19	16	t14	18	23	25	25	21	19
Cincinnati	-	-	-	-	-	-	-	-	-	-	-	-	-	25	-	-	23	20
Wisconsin	-	-	25	22	12	16	16	15	22	-	-	-	24	19	20	22	19	21
Wofford	-	-	-	-	-	-	-	-	-	-	-	-	-	-	-	-	24	22
Villanova	9	8	-	23	21	17	-	-	-	-	22	18	14	14	13	17	-	23
Maryland	-	-	-	24	23	-	-	-	-	-	19	13	21	24	24	24	17	24
UCF	-	-	-	-	-	-	-	-	-	-	-	-	-	-	-	-	-	-
Iowa	-	-	20	14	18	22	23	24	25	-	23	19	-	20	21	21	22	-
Washington	25	-	-	-	-	-	-	-	-	-	-	-	-	-	-	-	25	-
Louisville	-	-	-	-	-	-	-	-	-	-	-	23	15	16	16	18	-	-
Iowa State	-	-	-	-	-	-	-	-	-	20	-	24	20	17	23	19	-	-
Mississippi State	18	17	15	25	22	18	17	19	17	14	24	22	22	-	-	-	-	-
NC State	-	-	-	-	-	-	-	20	18	15	17	21	23	-	-	-	-	-
Auburn	11	9	8	8	8	8	7	12	12	11	14	16	-	-	-	-	-	-
Ole Miss	-	-	-	-	-	-	-	-	-	-	18	20	-	-	-	-	-	-
Oklahoma	-	-	-	-	-	-	-	25	23	23	20	-	-	-	-	-	-	-
Indiana	-	-	-	-	t25	22	23	21	22	25	-	-	-	-	-	-	-	-
Ohio State	-	-	23	16	19	15	15	13	14	16	-	-	-	-	-	-	-	-
St. John's	-	-	-	-	-	-	-	-	-	24	-	-	-	-	-	-	-	-
TCU	20	21	18	-	-	-	-	-	-	25	-	-	-	-	-	-	-	-
Nebraska	-	-	-	24	-	25	-	24	-	-	-	-	-	-	-	-	-	-
Arizona State	-	-	-	20	20	18	17	-	-	-	-	-	-	-	-	-	-	-
Furman	-	-	-	25	23	24	-	-	-	-	-	-	-	-	-	-	-	-
Syracuse	16	15	-	-	t25	-	-	-	-	-	-	-	-	-	-	-	-	-
Texas	-	-	-	17	-	-	-	-	-	-	-	-	-	-	-	-	-	-
Oregon	14	13	21	18	-	-	-	-	-	-	-	-	-	-	-	-	-	-
Clemson	22	19	16	-	-	-	-	-	-	-	-	-	-	-	-	-	-	-
UCLA	21	20	17	-	-	-	-	-	-	-	-	-	-	-	-	-	-	-
West Virginia	13	-	-	-	-	-	-	-	-	-	-	-	-	-	-	-	-	-

USA TODAY COACHES TOP 25

School (1st-place)	PS	N19	N26	D3	D10	D17	D24	D31	J7	J14	J21	J28	F4	F11	F18	F25	M4
Gonzaga (27)	4	3	1	1	6	9	8	8	6	5	4	4	4	3	2	1	1
Virginia (5)	5	4	4	4	3	3	1	2	1	1	3	3	3	4	3	2	2
North Carolina	7	6	13	12	12	10	14	15	12	15	12	10	8	8	9	5	3
Duke	3	1	3	3	2	2	2	1	2	2	2	2	2	2	1	t2	4
Tennessee	6	5	7	7	4	4	3	3	3	1	1	1	1	1	5	7	5
Kentucky	2	10	9	8	18	15	14	18	14	9	6	5	5	5	4	4	6
Michigan	18	8	5	5	5	5	4	4	4	6	5	7	7	7	10	7	7
Texas Tech	-	-	19	13	11	11	13	11	8	9	13	15	18	15	14	11	8
Purdue	22	19	18	24	-	-	-	-	-	-	-	18	15	11	13	12	9
LSU	-	21	-	-	-	-	-	-	-	-	-	19	22	21	15	14	10
Michigan State	10	11	8	10	9	8	7	7	5	6	5	8	11	12	11	8	11
Houston	-	-	-	-	22	20	19	17	15	t17	17	13	12	9	8	6	12
Florida State	15	13	14	11	10	12	9	9	13	11	23	-	24	19	17	17	13
Kansas	1	2	2	2	1	1	5	6	9	8	10	12	14	14	12	16	14
Marquette	-	-	-	-	-	23	20	18	19	13	11	9	9	10	10	9	15
Virginia Tech	17	14	12	14	13	13	10	10	7	7	8	11	10	16	18	19	16
Kansas State	11	12	t10	15	24	-	-	-	-	-	-	-	-	18	21	15	17
Nevada	9	7	6	6	7	6	6	5	11	10	7	7	6	6	6	13	18
Cincinnati	-	-	-	-	-	-	-	-	-	-	-	-	23	-	t25	22	19
Buffalo	-	25	20	18	15	15	22	t20	20	t17	14	17	25	24	24	23	20
Wisconsin	-	-	22	16	19	17	16	t23	-	-	-	23	19	23	23	18	21
Wofford	-	-	-	-	-	-	-	-	-	-	-	-	-	-	-	t25	22
Villanova	8	-	23	21	16	-	-	-	-	21	18	14	13	13	16	-	23
Maryland	-	-	-	23	23	24	-	-	-	22	16	24	-	25	t25	20	24
Iowa State	-	-	-	-	-	-	-	-	21	-	25	20	16	22	20	-	25
Iowa	-	22	15	19	21	21	21	t20	25	24	21	25	20	17	19	21	-
Louisville	-	-	-	-	-	-	-	-	-	-	-	24	16	17	20	22	24
Washington	24	-	-	-	-	-	-	-	-	-	-	-	-	-	-	t25	-
Mississippi State	19	15	25	22	17	16	t17	16	14	23	22	21	21	-	-	-	-
NC State	-	-	-	-	-	24	19	16	16	19	22	-	-	-	-	-	-
Auburn	12	9	t10	9	8	7	t11	13	10	12	15	-	-	-	-	-	-
Ole Miss	-	-	-	-	-	-	-	-	20	20	-	-	-	-	-	-	-
Oklahoma	-	-	-	-	-	-	25	22	19	-	-	-	-	-	-	-	-
Indiana	-	-	-	-	-	25	22	24	25	-	-	-	-	-	-	-	-
Ohio State	-	23	16	17	14	14	t11	12	17	-	-	-	-	-	-	-	-
St. John's	-	-	-	-	-	-	-	-	23	-	-	-	-	-	-	-	-
Nebraska	25	24	-	25	25	22	23	t23	-	-	-	-	-	-	-	-	-
Arizona State	-	-	-	20	20	19	t17	-	-	-	-	-	-	-	-	-	-
Furman	-	-	-	-	25	-	-	-	-	-	-	-	-	-	-	-	-
Texas	-	-	17	-	-	-	-	-	-	-	-	-	-	-	-	-	-
Oregon	16	20	21	-	-	-	-	-	-	-	-	-	-	-	-	-	-
Clemson	23	16	24	-	-	-	-	-	-	-	-	-	-	-	-	-	-
UCLA	20	17	-	-	-	-	-	-	-	-	-	-	-	-	-	-	-
TCU	21	18	-	-	-	-	-	-	-	-	-	-	-	-	-	-	-
West Virginia	13	-	-	-	-	-	-	-	-	-	-	-	-	-	-	-	-
Syracuse	14	-	-	-	-	-	-	-	-	-	-	-	-	-	-	-	-

NET RANKINGS (AS OF MARCH 6)

The NCAA Evaluation Tool (NET) replaces the RPI this season and relies on game results, strength of schedule, game location, scoring margin, net offensive and defensive efficiency, and the quality of wins and losses to aid the NCAA in evaluating programs throughout the season. New rankings are released daily.

SoCon team	NET ranking
Wofford	14
Furman	44
UNCG	58
ETSU	66
Samford	165
Mercer	214
The Citadel	259
Chattanooga	281
Western Carolina	291
VMI	308

THE SOCON VS. RANKED TEAMS

Furman's win at No. 8 Villanova on Nov. 17 was the SoCon's second road victory over a top-10 opponent in as many seasons, as Wofford downed then-No. 5 North Carolina in 2017. Coincidentally, Villanova and North Carolina were both defending national champions.

SoCon	Opp.	Score	Date
Furman	#8 Villanova	76-68 (OT)	11/17/18
Wofford	#5 North Carolina	79-75	12/20/17
Col. of Charleston	#21 Baylor	63-59	11/24/12
Davidson	#12 Kansas	80-74	12/19/11
Col. of Charleston	#9 North Carolina	82-79 (OT)	1/4/10
#23 Davidson	#24 Gonzaga	82-76	3/21/08
#23 Davidson	#8 Georgetown	74-70	3/23/08
#23 Davidson	#6 Wisconsin	73-56	3/28/08
Col. of Charleston	#3 North Carolina	66-64	12/5/98

Preseason predictions

Defending regular-season and tournament champion UNCG was the preseason pick to win the league in 2018-19 among the league's 10 head coaches and media. Wofford's

ACTIVE SoCon CAREER LEADERS

Points scored

2,427	Fletcher Magee, Wofford, Sr.	(7)
2,024	Francis Alonso, UNCG, Sr.	
1,619	Zane Najdawi, The Citadel, Sr.	
1,328	Cameron Jackson, Wofford, R-Sr.	
1,284	Matt Rafferty, Furman, Sr.	

Points scored per game (min. 800 points)

18.81	Fletcher Magee, Wofford, Sr.
17.70	Bubba Parham, VMI, So.
14.99	Francis Alonso, UNCG, Sr.
12.95	Zane Najdawi, The Citadel, Sr.
11.36	Matt Rafferty, Furman, Sr.

Field-goal percentage (min. 240 made)

.584	Cameron Jackson, Wofford, R-Sr.
.579	Matt Rafferty, Furman, Sr.
.539	James Dickey, UNCG, Jr.
.523	Isaiah Miller, UNCG, So.
.487	Zane Najdawi, The Citadel, Sr.

3-point field goals made

490	Fletcher Magee, Wofford, Sr.	(1)
379	Francis Alonso, UNCG, Sr.	(4)
322	Matt Frierson, The Citadel, Sr.	(6)
198	Nathan Hoover, Wofford, Jr.	
197	Jordan Lyons, Furman, Jr.	

3-point field-goal percentage (min. 120 made)

.439	Fletcher Magee, Wofford, Sr.	(8)
.423	Andrew Brown, Furman, Sr.	
.405	Francis Alonso, UNCG, Sr.	
.404	Nathan Hoover, Wofford, Jr.	
.404	Ross Cummings, Mercer, Jr.	

Free-throw percentage (min. 110 made)

.912	Matt Frierson, The Citadel, Sr.	
.911	Fletcher Magee, Wofford, Sr.	(1)
.868	Francis Alonso, UNCG, Sr.	(6)
.858	Nathan Hoover, Wofford, Jr.	
.856	Matt Halvorsen, WCU, So.	

Rebounds

826	Matt Rafferty, Furman, Sr.
725	Zane Najdawi, The Citadel, Sr.
719	James Dickey, UNCG, Jr.
696	Marc Gosselin, Western Carolina, Sr.
677	Cameron Jackson, Wofford, R-Sr.

Rebounds per game (min. 280 rebounds)

11.00	Jeromy Rodriguez, ETSU, R-Jr.
9.33	Carlos Dotson, WCU, Jr.
7.82	James Dickey, UNCG, Jr.
7.31	Matt Rafferty, Furman, Sr.
6.62	Mladen Armus, ETSU, So.

Blocked shots

197	Zane Najdawi, The Citadel, Sr.
165	James Dickey, UNCG, Jr.
123	Cameron Jackson, Wofford, R-Sr.
95	Matt Rafferty, Furman, Sr.
65	Ruben Guerrero, Samford, R-Sr.

Steals

198	Josh Sharkey, Samford, Jr.
179	Matt Rafferty, Furman, Sr.
164	Cameron Jackson, Wofford, R-Sr.
150	Demetrius Troy, UNCG, Sr.
141	Isaiah Miller, UNCG, So.

Assists

526	Josh Sharkey, Samford, Jr.
435	Demetrius Troy, UNCG, Sr.
315	Francis Alonso, UNCG, Sr.
296	Matt Rafferty, Furman, Sr.
227	Storm Murphy, Wofford, So.

Assists per game (min. 150 assists)

5.42	Josh Sharkey, Samford, Jr.
3.60	Storm Murphy, Wofford, So.
3.40	Demetrius Troy, UNCG, Sr.
3.03	Marcus Cohen, Mercer, So.
2.98	Bubba Parham, VMI, So.

(SoCon career rank)

SoCon RECORD BOOK (NCAA RECORDS WHERE NOTED)

INDIVIDUAL

Coaching victories at SoCon school

1.	447	Bob McKillop, DAV	1992-2014
2.	295	Mike Young, WOF	2002-pr.
3.	243	Mack McCarthy, UTC	1985-97
	243	Burton Shipley, MD	1923-47

Coaching wins per season (min. two seasons)

Avg. Wins		Yrs.			
1.	26.7	187	7	Everett Case, NCSU	1946-53
2.	26.0	52	2	Ben Carnevale, UNC	1944-46
3.	24.8	99	4	Steve Forbes, ETSU	2015-pr.
4.	24.3	146	6	Fred Schaus, WVU	1954-60

Scoring

Career

1.	2,635	Stephen Curry, DAV	2006-09
2.	2,574	Skip Henderson, MAR	1983-88
3.	2,571	Andrew Goudelock, CofC	2007-11
4.	2,538	Frank Selvy, FUR	1951-54
5.	2,483	John Gerdy, DAV	1975-79
6.	2,427	Fletcher Magee, WOF	2015-pr.
7.	2,423	Gay Elmore, VMI	1983-87
8.	2,332	John Taft, MAR	1987-91
9.	2,310	Dom Flora, W&L	1954-58
10.	2,309	Jerry West, WVU	1957-60

3-point field goals made

Game

1.	15	Keith Veney, Marshall*	12/16/96
	15	Jordan Lyons, FUR*	11/15/18
3.	11	Elton Nesbitt, GSU vs. UTC	1/17/05
11	Fletcher Magee, WOF at UTC	2/17/18	
	11	Patrick Good, ETSU at WCU	1/26/19
6.	10	Nine times. This season:	
		Matt Frierson, CIT vs. Johnson	11/14/18
		Bubba Parham, VMI at Kentucky	11/18/18
		Connor Kern, CIT vs. UNCG	2/28/19

Career

1.	490	Fletcher Magee, WOF	2015-pr.
2.	414	Stephen Curry, DAV	2006-09
3.	396	Andrew Goudelock, CofC	2007-11
4.	379	Francis Alonso, UNCG	2015-pr.
5.	358	Donald Sims, APP	2007-11
6.	322	Matt Frierson, CIT	2015-pr.
7.	312	Karl Cochran, WOF	2011-15
8.	299	Ian Chadwick, WOF	1997-01
9.	295	Zach Urbanus, CIT	2007-11
10.	278	Jake Robinson, WCU	2006-10

Career - NCAA Division I history

1.	504	Travis Bader, Oakland	2010-14
2.	490	Fletcher Magee, WOF	2015-pr.
3.	457	J.J. Redick, Duke	2002-06

3-point field goals attempts

Game

1.	34	Jordan Lyons, FUR*	Nov. 15, 2018
2.	25	Keith Veney, MAR	Dec. 16, 1996
3.	21	Travis Cantrell, CIT	Jan. 12, 2002
4.	20	Stephen Curry, DAV	Nov. 21, 2006
20	Donald Sims, APP	Nov. 19, 2010	
6.	19	Keith Veney, MAR	1996-97
	19	Shawn Hall, APP	Feb. 22, 2003
	19	Keaton Cole, WCU	Feb. 2, 2012
	19	Tim Marshall, VMI	Feb. 15, 2015
	19	Francis Alonso, UNCG	Dec. 2, 2017
	19	Fletcher Magee, WOF	Feb. 17, 2018
	19	Fletcher Magee, WOF	Jan. 24, 2019

* NCAA record

Career

1.	1,117	Fletcher Magee, WOF	2015-pr.
2.	1,004	Stephen Curry, DAV	2006-09
2.	958	Andrew Goudelock, CofC	2007-11
4.	935	Francis Alonso, UNCG	2015-pr.
5.	914	Karl Cochran, WOF	2011-15
6.	885	Matt Frierson, CIT	2015-pr.
7.	883	Donald Sims, APP	2007-11
8.	819	Ian Chadwick, WOF	1997-01

3-point percentage (min. 120 made)

Career

Pct.	3FG-3FGA		
1.	49.3	223-452	Keith Jennings, ETSU 1989-91
2.	45.2	126-279	Alan Puckett, CIT 1999-02
3.	45.1	146-324	Shawn Reid, FUR 1984-88
4.	44.7	159-356	Brandon Born, UTC 1991-95
5.	44.5	154-346	Derek Rucker, DAV 1985-88
6.	44.0	166-377	D. Denzel-Dyson, SAM 2016-18
7.	44.0	131-298	David Donerlson, WCU 1989-90
8.	43.9	490-1117	Fletcher Magee, WOF 2015-pr.
9.	43.4	190-438	Peter Anderer, DAV 2000-03
10.	43.2	189-437	Kemp Phillips, APP 1987-90

Free-throw percentage (min. 200 made)

Career

Pct.	FT-FTA		
1.	91.1	381-418	Fletcher Magee, WOF 2015-pr.
2.	89.3	358-401	Nik Cochran, DAV 2009-13
3.	89.2	545-611	Donald Sims, APP 2007-11
4.	88.9	281-316	Chad Copeland, UTC 1993-94
5.	87.6	479-547	Stephen Curry, DAV 2006-09
6.	86.8	387-446	Francis Alonso, UNCG 2015-pr.
7.	86.6	214-247	Johnny Mitchell, VMI 1967-69
8.	86.4	260-301	Greg White, MAR 1978-81
9.	86.3	253-293	Jordan Strawberry, MER 2014-18
10.	86.3	201-233	Demetre Rivers, MER 2014-18

Free-throw percentage (min. 300 made and 2.5 per game) - NCAA Division I history

Career

Pct.	FT-FTA		
1.	94.6	435-460	Blake Ahearn, Missouri St. 2003-07
2.	92.7	343-370	Derek Raivio, Gonzaga 2003-07
3.	91.3	346-379	Markus Howard, Marquette, 2016-pr.
4.	91.3	324-355	Gary Buchanan, Villanova 1999-03
5.	91.2	662-726	J.J. Redick, Duke 2002-06
6.	91.1	381-418	Fletcher Magee, WOF 2015-pr.

Blocked shots

Career

1.	349	Kyle Hines, UNCG	2004-08
2.	308	Rans Brempong, WCU	2001-05
3.	270	Justin Tuoyo, UTC	2014-17
4.	269	George Singleton, Furman	1981-84
5.	238	Jody Lumpkin, CofC	1998-01
6.	220	Jeremy Clayton, APP	2004-08
7.	215	Kirill Misychenko, CIT	1995-98
8.	213	Lucas Troutman, Elon	2010-14
9.	202	Lewis Preston, VMI	1990-93
10.	197	Zane Najdawi, CIT	2015-pr.
	197	Jake Cohen, DAV	2009-13

Steals

Season

1.	109	Keith Jennings, ETSU	1990-91
2.	94	Isaiah Miller, UNCG	2018-19
3.	93	Zakee Wadood, ETSU	2002-03
4.	92	Zakee Wadood, ETSU	2003-04
5.	90	Brigham Wadinger, WCU	2009-10
6.	87	Tyson Patterson, APP	1999-00
7.	86	Stephen Curry, DAV	2008-09
8.	85	D.J. Thompson, APP	2006-07
9.	84	Keith Jennings, ETSU	1989-90
10.	83	Tim Brooks, UTC	1991-92

81

Josh Sharkey, SAM 2018-19

77

Matt Rafferty, FUR 2018-19

Assists

Season

1.	301	Keith Jennings, ETSU	1990-91
2.	297	Keith Jennings, ETSU	1989-90
3.	293	Jason Richards, DAV	2007-08
4.	249	Jason Richards, DAV	2006-07
5.	226	Eric Garcia, WOF	2016-17
6.	225	Christen Cunningham, SAM	2016-17
7.	224	Josh Sharkey, SAM	2018-19
8.	218	Tyson Patterson, APP	1999-00

SPECIALTY STATS LEADERS

50-point games

	Ovr.	SoCon
Jordan Lyons, FUR	1	0

40-point games

	Ovr.	SoCon
Jordan Lyons, FUR	1	0

30-point games

	Ovr.	SoCon
Bubba Parham, VMI	8	4
Ross Cummings, MER	4	3
Fletcher Magee, WOF	4	4
Lew Stallworth, CIT	2	2
Matt Frierson, CIT	1	0
Connor Kern, CIT	1	1
Patrick Good, ETSU	1	1
Jordan Lyons, FUR	1	0
Francis Alonso, UNCG	1	1
Kyrin Galloway, UNCG	1	0
Brandon Austin, SAM	1	1
Kameron Gibson, WCU	1	0
Onno Steger, WCU	1	1
Marcus Thomas, WCU	1	1
Nathan Hoover, WOF	1	0

20-point games

	Ovr.	SoCon
Fletcher Magee, WOF	17	14
Lew Stallworth, CIT	16	11
Bubba Parham, VMI	15	8
Matt Rafferty, FUR	11	8
Ross Cummings, MER	11	9
Josh Sharkey, SAM	11	7
Francis Alonso, UNCG	9	4
Jordan Lyons, FUR	8	5
Isaiah Miller, UNCG	7	7
Kevin Easley, UTC	7	5
Tray Boyd III, ETSU	6	2
Kameron Gibson, WCU	6	4
Cameron Jackson, WOF	6	3
Zane Najdawi, CIT	5	4
Brandon Austin, SAM	5	2
Myron Gordon, SAM	5	4
Onno Steger, WCU	5	5
Matt Frierson, CIT	4	1
Kaiden Rice, CIT	4	1
Nathan Hoover, WOF	4	3
Jeremy Rodriguez, ETSU	3	2
Daivien Williamson, ETSU	3	3
Ruben Guerrero, SAM	3	1
Carlos Dotson, WCU	3	2
Matt Halvorsen, WCU	3	2
Marcus Thomas, WCU	3	3
Alex Reed, CIT	2	1
Patrick Good, ETSU	2	2
Bo Hodges, ETSU	2	2
Clay Mounce, FUR	2	0
Djordje Dimitrijevic, MER	2	1
Kaleb Hunter, UNCG	2	1
Jerry Johnson Jr., UTC	2	1
Myles Lewis, VMI	2	2
Connor Kern, CIT	1	1
Mladen Armus, ETSU	1	1
Isaiah Tisdale, ETSU	1	1
Ethan Stair, MER	1	1
Kyrin Galloway, UNCG	1	0
Demetrius Troy, UNCG	1	1
Keveon Nolan, SAM	1	0
Garrett Gilkeson, VMI	1	0
Jake Stephens, VMI	1	0

15-rebound games

	Ovr.	SoCon
Jeremy Rodriguez, ETSU	7	4
Matt Rafferty, FUR	2	1
Carlos Dotson, WCU	2	1
Mladen Armus, ETSU	1	1
James Dickey, UNCG	1	1
Robert Allen, SAM	1	1
Ruben Guerrero, SAM	1	0
Thomas Smallwood, UTC	1	0

10-rebound games

	Ovr.	SoCon
Jeremy Rodriguez, ETSU	18	8
Matt Rafferty, FUR	16	11
Carlos Dotson, WCU	14	10
Mladen Armus, ETSU	10	5
Robert Allen, SAM	10	6
Ruben Guerrero, SAM	10	8
Zane Najdawi, CIT	7	4
James Dickey, UNCG	7	4
Cameron Jackson, WOF	6	3
Keve Aluma, WOF	5	4
Hayden Brown, CIT	4	3
Clay Mounce, FUR	4	2
Tyler Creammer, VMI	4	1
Chevez Goodwin, WOF	4	3

10-rebound games (cont.)

	Ovr.	SoCon
Lew Stallworth, CIT	3	1
Fardaws Aimag, MER	3	2
Kevin Easley, UTC	3	2
Garrett Gilkeson, VMI	3	2
Marc Gosselin, WCU	3	2
Bo Hodges, ETSU	2	2
Ethan Stair, MER	2	2
Jaylen Stowe, MER	2	1
Brandon Austin, SAM	2	1
Ramon Vila, UTC	2	2
Onno Steger, WCU	2	2
Kaelon Harris, CIT	1	0
Alex Reed, CIT	1	0
D'Andre Bernard, ETSU	1	0
Octavion Corley, ETSU	1	0
Alex Hunter, FUR	1	1
Eric Hamilton, UNCG	1	1
Josh Sharkey, SAM	1	0
Thomas Smallwood, UTC	1	0
Myles Lewis, VMI	1	1

15-assist games

	Ovr.	SoCon
Josh Sharkey, SAM	1	1

10-assist games

	Ovr.	SoCon
Josh Sharkey, SAM	7	5
Lew Stallworth, CIT	5	2
Quayson Williams, CIT	1	0
Tray Boyd III, ETSU	1	1
Alex Hunter, FUR	1	1
Donovann Toatley, UTC	1	0
Greg Parham, VMI	1	0

5-block games

	Ovr.	SoCon
Zane Najdawi, CIT	2	1
Octavion Corley, ETSU	1	0
Noah Gurley, FUR	1	1
Robert Allen, SAM	1	1
Ruben Guerrero, SAM	1	1

Double-doubles

	Ovr.	SoCon
Jeremy Rodriguez, ETSU	14	7
Matt Rafferty, FUR	15	10
Carlos Dotson, WCU	12	8
Lew Stallworth, CIT^	8	4
Ruben Guerrero, SAM	8	6
Josh Sharkey, SAM+	8	5
Zane Najdawi, CIT	6	3
Robert Allen, SAM	5	4
Cameron Jackson, WOF	5	2
Mladen Armus, ETSU	4	2
James Dickey, UNCG	4	3
Hayden Brown, CIT	3	2
Clay Mounce, FUR	3	2
Garrett Gilkeson, VMI	3	2
Alex Hunter, FUR*	2	2
Ethan Stair, MER	2	2
Jaylen Stowe, MER	2	1
Brandon Austin, SAM	2	1
Kevin Easley, UTC	2	2
Ramon Vila, UTC	2	2
Tyler Creammer, VMI	2	1
Marc Gosselin, WCU	2	1
Keve Aluma, WOF	2	2
Chevez Goodwin, WOF	2	1
Tray Boyd III, ETSU	1	1
Eric Hamilton, UNCG	1	1
Thomas Smallwood, UTC	1	0
Myles Lewis, VMI	1	1
Greg Parham, VMI*	1	0
Onno Steger, WCU	1	1

20/15 games

	Ovr.	SoCon
Jeremy Rodriguez, ETSU	2	1
Ruben Guerrero, SAM	1	0

20/10 games

	Ovr.	SoCon
Matt Rafferty, FUR	5	3
Josh Sharkey, SAM*	3	2
Lew Stallworth, CIT	3	2
Jeremy Rodriguez, ETSU	2	1
Ruben Guerrero, SAM	2	0
Carlos Dotson, WCU	2	2
Zane Najdawi, CIT	1	0
Mladen Armus, ETSU	1	1
Clay Mounce, FUR	1	0
Brandon Austin, SAM	1	0

^ 5 were points/assists

+ 7 were points/assists

* 1 was points/assists

SoCon 3-POINT PROWESS

• Five league players have hit at least 10 3-pointers in a game this season, highlighted by Furman's Jordan Lyons matching the SoCon and NCAA Division I records with 15 against North Greenville on Nov. 13. ETSU's Patrick Good hit a school-record 11 at Western Carolina on Jan. 26. The Citadel's Matt Frierson hit a school-record 10 in a win over Johnson University on Nov. 14 and VMI's Bubba Parham hit a school-record 10 in a loss at No. 10 Kentucky on Nov. 18. The Keydets hit 19 3s in the contest, the most ever against Kentucky and a Rupp Arena record. On Feb. 28, Conner Kern hit 22 3-pointers to match Frierson for The Citadel's school record and set a school record against a DI opponent.

• The Citadel has hit 23 3-pointers twice this season, falling one shy of the SoCon record both times. The Bulldogs set their school record with 23 against Mid-Atlantic Christian on Nov. 12 and matched it against High Point on Nov. 27. The Citadel also hit 22 against UNCG on Feb. 28, tied for the fourth-most in a game in league history.

• Furman matched its school record with 21 3-pointers against North Greenville on Nov. 13.

• Western Carolina hit 19 3-pointers in its 103-82 win over The Citadel on Feb. 16, falling one shy of the school record. Onno Steger and Matt Halvorsen hit six each.

• The Citadel is second in NCAA Division I with 12.3 made 3-pointers per game this season.

• Wofford is second in DI in 3-point field-goal percentage at 41.8 percent.

• Wofford's Fletcher Magee is eighth in SoCon history with a career 3-point percentage of 43.9 (see chart on page 5).

• Magee (490, first), UNCG's Francis Alonso (379, fourth) and The Citadel's Frierson (322, sixth) are all in the top 10 in career 3-pointers in SoCon history. For more info, see the chart on the previous page.

• Two active SoCon student-athletes have current streaks of at least 10 games with a made 3-pointer, led by Wofford's Magee's current 21-game run. Magee (60), UNCG's Alonso (56) and The Citadel's Frierson (52) have all had streaks of 50-plus games end this season.

Consecutive games with a 3-pointer

Player, school	'18-19	'17-18	'16-17	Total
Fletcher Magee, WOF, Sr.	21	x	x	21
Nathan Hoover, WOF, Jr.	16	x	x	16

• Magee, whose 148 3-pointers last season were good for second in SoCon history and fifth in NCAA DI lore, now has two of the top three seasons in SoCon history, as his current total of 139 leads DI this season and is third in a season in SoCon history. Frierson hit 114 last season, which is now good for 11th in SoCon history.

Single-season 3-pointers, SoCon history

162	Stephen Curry, Davidson	2007-08
148	Fletcher Magee, Wofford	2017-18
139	Fletcher Magee, Wofford	2018-19
135	Stephen McDowell, Chattanooga	2008-09
131	Andrew Goudelock, Col. of Charleston	2010-11
130	Keith Veney, Marshall	1996-97
130	Stephen Curry, Davidson	2008-09
123	Donald Sims, Appalachian State	2009-10
122	Stephen Curry, Davidson	2006-07
118	Keddrick Mays, Chattanooga	2006-07
114	Matt Frierson, The Citadel	2017-18

Single-season 3-pointers, NCAA history

162	Stephen Curry, Davidson	2007-08
158	Darrin Fitzgerald, Butler	1986-87
155	Akeem Richmond, East Carolina	2013-14
152	Freddie Banks, UNLV	1986-87
148	Fletcher Magee, Wofford	2017-18

SoCON vs. OTHER CONFERENCES

American Athletic (1-1)

11/14 SMU 98, Western Carolina 65
11/24 The Citadel 84, South Florida 81

Atlantic Coast (0-7)

11/6 #22 Clemson 100, The Citadel 80
11/6 #8 North Carolina 78, Wofford 67
11/9 Pittsburgh 94, VMI 55
11/24 NC State 78, Mercer 74
11/27 Wake Forest 71, Western Carolina 64
12/5 #15 Virginia Tech 89, VMI 68
12/5 NC State 100, Western Carolina 67

Atlantic Sun (6-1)

11/6 Samford 91, North Alabama 74
11/12 Samford 74, Kennesaw State 60
11/18 Jacksonville 74, Chattanooga 66
(Mobile, Ala.)
11/23 VMI 87, Stetson 79 (OT)
11/24 Western Carolina 77, Jacksonville 65
12/15 UNCG 53, North Alabama 48
12/21 VMI 89, North Alabama 68

Big 12 (0-3)

11/16 Texas 97, The Citadel 69
11/18 Oklahoma 75, Wofford 64
12/4 #2 Kansas 72, Wofford 47

Big East (1-1)

11/11 Creighton 75, ETSU 69
11/17 Furman 76, No. 8 Villanova 68 (OT)

Big South (12-4)

11/10 Wofford 68, High Point 60
11/13 Furman 88, Gardner-Webb 86 (OT)
11/14 VMI 78, USC Upstate 72
11/17 ETSU 76, Winthrop 74
11/25 Furman 65, UNC Asheville 51
11/27 The Citadel 112, High Point 87
12/1 Longwood 65, VMI 45
12/8 Western Carolina 71, UNC Asheville 59
12/8 #25 Furman 74, USC Upstate 60
12/11 #23 Furman 77, Charleston Southern 69
12/12 Presbyterian 103, VMI 70
12/15 High Point 86, Western Carolina 59
12/15 Wofford 92, UNC Asheville 49
12/18 The Citadel 82, Campbell 76
12/18 UNCG 65, Radford 58
12/29 Longwood 110, The Citadel 94

Big Ten (0-4)

11/20 #23 Ohio State 68, Samford 50
11/23 #8 Michigan 83, Chattanooga 55
12/15 Illinois 73, ETSU 55
12/18 #23 Iowa 78, Western Carolina 60

Colonial (7-1)

11/10 Coll. of Charleston 77, Western Carolina 74
11/13 UNCG 82, UNCW 61
11/20 The Citadel 91, James Madison 82 (OT)
11/23 UNCG 84, Delaware 65
12/4 #25 Furman 98, Elon 77
12/7 UNCG 75, Elon 74
12/15 #23 Furman 93, UNCW 50
12/21 Mercer 77, UNCW 73

Conference USA (2-3)

11/6 Chattanooga 80, Charlotte 69
11/6 UAB 75, Mercer 67
11/21 Southern Miss 68, Western Carolina 63
(Cancun, Mexico)
11/24 UNCG 80, Louisiana Tech 73
(Newark, Del.)
12/5 Florida Atlantic 68, Mercer 64

Horizon (1-1)

11/7 Wright State 96, Western Carolina 73
11/18 Samford 73, Cleveland State 60

Ivy (0-1)

12/29 Harvard 71, Mercer 67
(Atlanta, Ga.)

Mid-American (0-1)

12/21 Bowling Green 73, Western Carolina 52

Mid-Eastern Athletic (6-0)

11/6 UNCG 74, North Carolina A&T 66
11/20 Mercer 80, Maryland Eastern Shore 42
11/21 Wofford 98, Coppin State 65
11/25 Samford 77, South Carolina State 60
12/12 UNCG 77, Coppin State 54
12/22 ETSU 89, Norfolk State 61
(El Paso, Texas)

Missouri Valley (1-0)

11/9 Furman 60, Loyola Chicago 58

Mountain West (1-0)

12/21 ETSU 76, Wyoming 53
(El Paso, Texas)

Non-Division I (23-0)

11/6 Furman 102, Bob Jones 48
11/6 VMI 89, Washington College 56
11/8 ETSU 109, Hiwassee 44
11/9 Mercer 105, Piedmont 52
11/11 VMI 98, Goucher 34
11/12 The Citadel 148, Mid-Atlantic Christian 75
11/13 Chattanooga 92, Cumberland 61
11/13 Wofford 95, Carver 34
11/14 The Citadel 137, Johnson 60
11/14 Samford 66, Miles College 57
11/15 Furman 107, North Greenville 67
11/16 UNCG 105, Johnson & Wales 57
11/17 Western Carolina 94, Hiwassee 55
11/20 VMI 106, Kentucky Christian 80
11/21 Furman 74, Southern Wesleyan 57
11/23 Wofford 97, Mars Hill 46
11/27 Mercer 90, Brewton-Parker 65
11/27 UNCG 111, Greensboro College 33
11/27 Chattanooga 95, Hiwassee 62
12/3 ETSU 107, Reinhardt 60
12/5 The Citadel 127, Johnson & Wales 93
12/6 Wofford 112, Kentucky Christian 58
12/21 Chattanooga 79, Bryan 45

Ohio Valley (6-5)

11/9 Samford 92, Jacksonville State 72
11/10 Eastern Kentucky 81, Chattanooga 78
11/16 Mercer 77, UT Martin 60
11/17 Southeast Missouri 63, Chattanooga 42
(Mobile, Ala.)
11/20 Jacksonville State 84, Western Carolina 53
(Cancun, Mexico)
11/29 Belmont 99, Samford 93 (OT)
12/1 Chattanooga 71, Tennessee Tech 60
12/8 ETSU 80, UT Martin 62
12/13 Samford 77, Morehead State 72 (OT)
12/15 The Citadel 86, Southeast Missouri 74
12/18 UT Martin 75, Chattanooga 72

Pac-12 (0-0)

11/16 Wofford at Stanford, canc.

Patriot (0-1)

11/27 American 74, VMI 64

American Athletic.....	1-1
Atlantic Coast.....	0-7
Atlantic Sun.....	6-1
Big 12.....	0-3
Big East.....	1-1
Big South.....	12-4
Big Ten.....	0-4
Colonial.....	7-1
Conference USA.....	2-3
Horizon.....	1-1
Independent.....	0-0
Ivy.....	0-1
Mid-American.....	0-1
Mid-Eastern Athletic.....	6-0
Missouri Valley.....	1-0
Mountain West.....	1-0
Non-Division I.....	23-0
Ohio Valley.....	6-5
Pac-12.....	0-0
Patriot.....	0-1
Southeastern.....	1-8
Southland.....	2-0
Southwestern Athletic.....	2-0
Summit.....	2-0
Sun Belt.....	2-5
Western Athletic.....	1-0

Total.....	77-47
Home.....	52-7
Away.....	22-35
Neutral.....	3-5
vs. Top 25.....	1-12

Southeastern (1-8)

11/9 #23 LSU 97, UNCG 91
11/18 #10 Kentucky 92, VMI 82
11/26 Wofford 81, South Carolina 61
12/1 #9 Kentucky 78, UNCG 61
12/16 Ole Miss 90, Chattanooga 70
12/18 Florida 71, Mercer 63
12/19 #3 Tennessee 83, Samford 70
12/19 #17 Mississippi State 98, Wofford 87
12/21 LSU 75, #24 Furman 57

Southland (2-0)

11/20 ETSU 77, Sam Houston State 63
12/17 Samford 85, Houston Baptist 61

Southwestern Athletic (2-0)

11/19 UNCG 74, Prairie View A&M 66
12/9 Samford 77, Alabama A&M 59

Summit (2-0)

11/23 Samford 74, Purdue Fort Wayne 66
11/24 ETSU 79, North Dakota State 61

Sun Belt (2-5)


11/6 Georgia State 74, ETSU 68
11/13 Georgia State 62, Mercer 60
11/16 South Alabama 73, Chattanooga 54
11/27 ETSU 69, Georgia Southern 64
12/8 Georgia Southern 89, Mercer 74
12/9 Wofford 82, Coastal Carolina 71
12/12 Georgia State 95, Chattanooga 88

Western Athletic (1-0)

11/19 ETSU 86, Chicago State 61

Home teams underlined All times Eastern


2018-19 SoCon BASKETBALL SCHEDULES (ALL TIMES EASTERN)



The Citadel (12-17, 4-14 SoCon)

N6	at No. 22 Clemson (ACC Network Extra)	L, 80-100
N12	MID-ATLANTIC CHRISTIAN# (ESPN+)	W, 148-75
N14	JOHNSON UNIVERSITY# (ESPN3)	W, 137-60
N16	at Texas# (Longhorn Network)	L, 69-97
N20	at James Madison (Madison)	W, 91-82 (OT)
N24	at South Florida (ESPN3)	W, 84-81
N27	HIGH POINT (ESPN+)	W, 112-87
D1	*MERCER (ESPN+)	W, 79-69
D5	JOHNSON & WALES (ESPN3)	W, 127-93
D15	SOUTHEAST MISSOURI (ESPN+)	W, 86-74
D18	at Campbell (ESPN+)	W, 82-76
D29	LONGWOOD (ESPN3)	L, 94-110
J3	*at Wofford (ESPN+)	L, 81-112
J5	*at Furman (ESPN3)	L, 85-101
J10	*ETSU (ESPN+)	L, 73-98
J12	*WESTERN CAROLINA (Nexstar/ESPN+)	L, 82-94
J17	*at Samford (ESPN+)	L, 77-80
J19	*at Chattanooga (ESPN3)	L, 71-73
J24	*at UNCG (ESPN+)	L, 60-83
J26	*VMI (ESPN+)	W, 84-82
J31	*FURMAN (ESPN+)	L, 61-71
F2	*WOFFORD (Nexstar/ESPN3)	L, 61-99
F9	*at Mercer (ESPN3)	W, 67-61
F14	*at ETSU (ESPN3)	L, 83-91
F16	*at Western Carolina (ESPN+)	L, 82-103
F21	*CHATTANOOGA (ESPN3)	L, 65-68
F23	*SAMFORD (Nexstar/ESPN3)	W, 87-83 (OT)
F28	*UNCG (ESPN+)	L, 96-100
M2	*at VMI (Nexstar/ESPN+)	L, 78-81
M8	vs. Samford^ (ESPN+)	7:30 p.m.


* - Southern Conference game
- Continental Tire Las Vegas Invitational (campus sites)
^ - SoCon Championship (Asheville, N.C.)



ETSU (23-8, 13-5 SoCon)

N6	at Georgia State# (ESPN+)	L, 68-74
N8	HIWASSEE (ESPN+)	W, 109-44
N11	at Creighton# (FS1)	L, 69-75
N17	at Winthrop (ESPN+)	W, 76-74
N19	CHICAGO STATE# (ESPN+)	W, 86-61
N20	SAM HOUSTON STATE# (ESPN3)	W, 77-63
N24	NORTH DAKOTA STATE (ESPN+)	W, 79-61
N27	at Georgia Southern (ESPN+)	W, 69-64
D1	*at Wofford (ESPN+)	L, 62-79
D3	REINHARDT (ESPN3)	W, 107-60
D8	UT MARTIN (ESPN+)	W, 80-62
D15	at Illinois (Big Ten Network Plus)	L, 55-73
D21	vs. Wyoming%	W, 76-53
D22	vs. Norfolk State%	W, 89-61
D29	*FURMAN (ESPN+)	W, 79-56
J3	*SAMFORD (ESPN3)	W, 81-72 (OT)
J5	*CHATTANOOGA (ESPN+)	W, 96-70
J10	*at The Citadel (ESPN+)	W, 98-73
J12	*at Mercer (ESPN3)	W, 72-68 (OT)
J17	*VMI (ESPN+)	W, 85-82
J19	*UNCG (ESPN3)	L, 68-75
J26	*at Western Carolina (ESPN3)	W, 91-69
J31	*at Samford (ESPN3)	W, 74-66
F2	*at Chattanooga (ESPN3)	W, 77-64
F7	*WOFFORD (ESPN+)	L, 76-78 (OT)
F9	*at Furman (Nexstar/ESPN+)	L, 61-91
F14	*THE CITADEL (ESPN3)	W, 91-83
F16	*MERCER (ESPN3)	W, 88-69
F21	*at VMI (ESPN+)	W, 94-70
F24	*at UNCG (ESPN+)	L, 59-60
M2	*WESTERN CAROLINA (ESPN+)	W, 81-74
M9	vs. Chattanooga^ (Nexstar/ESPN+)	2:30 p.m.


* - Southern Conference game
- Cayman Islands Classic (campus sites)
% - WestStar Bank Don Haskins Sun Bowl Inv. (El Paso, Texas)
^ - SoCon Championship (Asheville, N.C.)



Furman (24-6, 13-5 SoCon)

N6	BOB JONES (ESPN+)	W, 102-48
N9	at Loyola Chicago (NBCSC/ESPN3)	W, 60-58
N13	GARDNER-WEBB (ESPN+)	W, 88-86 (OT)
N15	NORTH GREENVILLE# (ESPN3)	W, 107-67
N17	at No. 8 Villanova# (FS2)	W, 76-68 (OT)
N21	SOUTHERN WESLEYAN# (ESPN3)	W, 74-57
N25	at UNC Asheville (ESPN+)	W, 65-51
D1	*WESTERN CAROLINA (ESPN+)	W, 90-88 (2OT)
D4	at Elon (Phoenix All-Access)	W, 98-77
D8	at USC Upstate (ESPN+)	W, 74-60
D11	CHARLESTON SOUTHERN (ESPN3)	W, 77-69
D15	UNCW (ESPN+)	W, 93-50
D21	at LSU (SEC Network+)	L, 57-75
D29	*at ETSU (ESPN+)	L, 56-79
J3	*MERCER (ESPN+)	W, 71-58
J5	*THE CITADEL (ESPN3)	W, 101-85
J10	*at VMI (ESPN3)	W, 89-57
J12	*at UNCG (ESPN3)	L, 79-89
J19	*at Wofford (Nexstar/ESPN3)	L, 54-59
J24	*CHATTANOOGA (ESPN+)	W, 73-58
J26	*SAMFORD (ESPN3)	L, 73-75
J31	*at The Citadel (ESPN+)	W, 71-61
F2	*at Mercer (ESPN+)	W, 74-63
F7	*at Western Carolina (ESPN3)	W, 64-45
F9	*ETSU (Nexstar/ESPN+)	W, 91-61
F14	*UNCG (ESPN+)	W, 67-57
F16	*VMI (ESPN3)	W, 96-62
F23	*WOFFORD (ESPN3)	L, 64-72
F28	*at Samford (ESPN+)	W, 90-81
M2	*at Chattanooga (ESPN+)	W, 71-50
M9	vs. Mercer^ (Nexstar/ESPN+)	8:30 p.m.


* - Southern Conference game
- Advocare Invitational (campus sites)
^ - SoCon Championship (Asheville, N.C.)



Mercer (11-19, 6-12 SoCon)

N6	at UAB	L, 67-75
N9	PIEDMONT (ESPN3)	W, 105-52
N13	at Georgia State (ESPN+)	L, 60-62
N16	UT MARTIN# (ESPN3)	W, 77-60
N20	MARYLAND EASTERN SHORE# (ESPN+)	W, 80-42
N24	at NC State# (ACC Network Extra)	L, 74-78
N27	BREWTON-PARKER (ESPN3)	W, 90-65
D1	*at The Citadel (ESPN+)	L, 69-79
D5	at Florida Atlantic (CUSA.TV)	L, 64-68
D8	GEORGIA SOUTHERN (ESPN3)	L, 74-89
D18	at Florida (SEC Network)	L, 63-71
D21	UNCW (ESPN+)	W, 77-73
D29	vs. Harvard&	L, 67-71
J3	*at Furman (ESPN+)	L, 58-71
J5	*at Wofford (Nexstar/ESPN3)	L, 74-78
J10	*WESTERN CAROLINA (ESPN+)	W, 84-80
J12	*ETSU (ESPN3)	L, 68-72 (OT)
J17	*at Chattanooga (ESPN3)	L, 70-73
J19	*at Samford (ESPN3)	W, 93-87
J24	*VMI (ESPN+)	W, 88-68
J26	*at UNCG (ESPN+)	L, 81-88
J31	*WOFFORD (ESPN+)	L, 67-76
F2	*FURMAN (ESPN+)	L, 63-74
F9	*THE CITADEL (ESPN3)	L, 61-67
F14	*at Western Carolina (ESPN+)	W, 74-65
F16	*at ETSU (ESPN3)	L, 69-88
F21	*SAMFORD (ESPN+)	W, 65-62
F23	*CHATTANOOGA (ESPN3)	W, 74-69
F28	*at VMI (ESPN3)	L, 71-84
M2	*UNCG (ESPN+)	L, 47-74
M9	vs. Furman^ (Nexstar/ESPN+)	8:30 p.m.


* - Southern Conference game
- Wolfpack Classic (campus sites)
& - Atlanta, Ga.
^ - SoCon Championship (Asheville, N.C.)



UNC Greensboro (26-5, 15-3 SoCon)

N6	at North Carolina A&T	W, 74-66
N9	at No. 23 LSU (SEC Network+)	L, 91-97
N13	at UNCW	W, 82-61
N16	JOHNSON & WALES# (SDN/Roku)	W, 105-57
N19	PRAIRIE VIEW A&M (ESPN+)	W, 74-66
N23	at Delaware# (YouTube)	W, 84-65
N24	vs. Louisiana Tech#	W, 80-73
N27	GREENSBORO COLLEGE# (SDN/Roku)	W, 111-33
D1	at No. 10 Kentucky (ESPN2)	L, 61-78
D7	at Elon (Phoenix All-Access)	W, 75-74
D12	COPPIN STATE (ESPN3)	W, 77-54
D15	NORTH ALABAMA& (ESPN+)	W, 53-48
D18	RADFORD (ESPN+)	W, 65-58
D22	*at Samford (ESPN+)	W, 83-75
D29	*CHATTANOOGA (ESPN+)	W, 85-72
J5	*at VMI (ESPN+)	W, 71-68
J10	*WOFFORD (ESPN3)	L, 43-72
J12	*FURMAN (ESPN3)	W, 89-79
J17	*at Western Carolina (ESPN+)	W, 69-60
J19	*at ETSU (ESPN3)	W, 75-68
J24	*THE CITADEL (ESPN+)	W, 83-60
J26	*MERCER (ESPN+)	W, 88-81
J31	*VMI (ESPN3)	W, 93-66
F7	*SAMFORD (ESPN+)	W, 75-67
F9	*at Chattanooga (ESPN+)	W, 78-63
F14	*at Furman (ESPN+)	L, 57-67
F16	*at Wofford (Nexstar/ESPN+)	L, 50-80
F21	*WESTERN CAROLINA (ESPN+)	W, 79-76 (OT)
F24	*ETSU (ESPN+)	W, 60-59
F28	*at The Citadel (ESPN+)	W, 100-96
M2	*at Mercer (ESPN+)	W, 74-47
M9	vs. Samford/The Citadel^ (Nexstar/ESPN+)	6 p.m.

* - Southern Conference game
- Delaware Invitational (campus sites)
\$ - Delaware Invitational (Newark, Del.)
& - Fleming Gymnasium
^ - SoCon Championship (Asheville, N.C.)



Samford (16-15, 6-12 SoCon)

N6	NORTH ALABAMA (ESPN3)	W, 91-74
N9	JACKSONVILLE STATE (ESPN3)	W, 92-72
N12	KENNESAW STATE (ESPN+)	W, 74-60
N14	MILES COLLEGE (ESPN3)	W, 66-57
N18	at Cleveland State# (ESPN+)	W, 73-60
N20	at No. 23 Ohio State# (BigTen2Go)	L, 50-68
N23	at Purdue Fort Wayne# (Mastodon All-Access)	W, 74-66
N25	SOUTH CAROLINA STATE# (ESPN+)	W, 77-60
N29	BELMONT (ESPN+)	L, 93-99 (OT)
D9	at Alabama A&M	W, 77-59
D13	MOREHEAD STATE (ESPN+)	W, 77-72 (OT)
D17	HOUSTON BAPTIST (ESPN+)	W, 85-61
D19	at No. 3 Tennessee (SEC Network+)	L, 70-83
D22	*UNCG (ESPN+)	L, 75-83
D29	*VMI (ESPN3)	W, 96-68
J3	*at ETSU (ESPN3)	L, 72-81 (OT)
J5	*at Western Carolina (ESPN+)	L, 69-76
J12	*at Chattanooga (ESPN3)	L, 75-80
J17	*THE CITADEL (ESPN+)	W, 80-77
J19	*MERCER (ESPN3)	L, 87-93
J24	*at Wofford (ESPN+)	L, 106-107 (OT)
J26	*at Furman (ESPN3)	W, 75-73
J31	*ETSU (ESPN3)	L, 66-74
F2	*WESTERN CAROLINA (ESPN3)	W, 92-81
F7	*at UNCG (ESPN+)	L, 67-75
F9	*at VMI (ESPN+)	W, 84-77 (OT)
F16	*CHATTANOOGA (ESPN+)	W, 80-76 (OT)
F21	*at Mercer (ESPN+)	L, 62-65
F23	*at The Citadel (Nexstar/ESPN3)	L, 83-87 (OT)
F28	*FURMAN (ESPN+)	L, 81-90
M2	*WOFFORD (ESPN3)	L, 64-85
M8	vs. The Citadel (ESPN+)	7:30 p.m.

* - Southern Conference game
- Buckeye Basketball Classic (campus sites)
^ - SoCon Championship (Asheville, N.C.)

2018-19 SoCon BASKETBALL SCHEDULES (ALL TIMES EASTERN)



Chattanooga (12-19, 7-11 SoCon)

N6	at Charlotte (CUSA-TV)	W, 80-69
N10	EASTERN KENTUCKY	L, 78-81
N13	CUMBERLAND# (ESPN+)	W, 92-61
N16	at South Alabama# (ESPN+)	L, 54-73
N17	vs. Southeast Missouri&	L, 42-63
N18	vs. Jacksonville&	L, 66-74
N23	at No. 8 Michigan (Big Ten Network)	L, 55-83
N27	HIWASSEE (ESPN3)	W, 95-62
D1	TENNESSEE TECH (ESPN+)	W, 71-60
D9	*VMI (ESPN+)	W, 83-65
D12	at Georgia State (ESPN+)	L, 88-95
D16	at Ole Miss (SEC Network)	L, 70-90
D18	at UT Martin (ESPN+)	L, 72-75
D21	BRYAN (ESPN+)	W, 79-45
D29	*at UNCG (ESPN+)	L, 72-85
J3	*at Western Carolina (ESPN3)	W, 73-62
J5	*at ETSU (ESPN+)	L, 70-96
J12	*SAMFORD (ESPN3)	W, 80-75
J17	*MERCER (ESPN3)	W, 73-70
J19	*THE CITADEL (ESPN3)	W, 73-71
J24	*at Furman (ESPN+)	L, 58-73
J26	*at Wofford (Nexstar/ESPN+)	L, 69-80
J31	*WESTERN CAROLINA (ESPN+)	L, 96-105
F2	*ETSU (ESPN3)	L, 64-77
F7	*at VMI (ESPN3)	W, 71-70
F9	*UNCG (ESPN+)	L, 63-78
F16	*at Samford (ESPN+)	L, 76-80 (OT)
F21	*at The Citadel (ESPN3)	W, 68-65
F23	*at Mercer (ESPN3)	L, 69-74
F28	*WOFFORD (ESPN+)	L, 54-80
M2	*FURMAN (ESPN+)	L, 50-71
M9	vs. ETSU^ (Nexstar/ESPN+)	2:30 p.m.

* - Southern Conference game
- Goldie and Herman Ungar Classic (campus sites)
& - Goldie and Herman Ungar Classic (Mobile, Ala.)
^ - SoCon Championship (Asheville, N.C.)



VMI (10-20, 4-14 SoCon)

N6	WASHINGTON COLLEGE (SDN/Roku)	W, 89-56
N9	at Pittsburgh (ACC Network Extra)	L, 55-94
N11	GOUCHER# (SDN/Roku)	W, 98-34
N14	USC UPSTATE (ESPN+)	W, 78-72
N18	at No. 10 Kentucky# (SEC Network)	L, 82-92
N20	KENTUCKY CHRISTIAN# (ESPN3)	W, 106-80
N23	at Stetson (ESPN+)	W, 87-79 (OT)
N27	AMERICAN (ESPN3)	L, 64-74
D1	at Longwood (ESPN+)	L, 45-65
D5	at No. 15 Virginia Tech (ACC Network Extra)	L, 68-89
D9	*at Chattanooga (ESPN+)	L, 65-83
D12	at Presbyterian (ESPN+)	L, 70-103
D21	NORTH ALABAMA (ESPN+)	W, 89-68
D29	*at Samford (ESPN3)	L, 68-96
J5	*UNCG (ESPN+)	L, 68-71
J10	*FURMAN (ESPN3)	L, 57-89
J12	*WOFFORD (ESPN+)	L, 76-90
J17	*at ETSU (ESPN+)	L, 82-85
J19	*WESTERN CAROLINA (Nexstar/ESPN+)	W, 91-83
J24	*at Mercer (ESPN+)	L, 68-88
J26	*at The Citadel (ESPN+)	L, 82-84
J31	*at UNCG (ESPN3)	L, 66-93
F7	*CHATTANOOGA (ESPN3)	L, 70-71
F9	*SAMFORD (ESPN+)	L, 77-84 (OT)
F14	*at Wofford (ESPN+)	L, 84-95
F16	*at Furman (ESPN3)	L, 62-96
F21	*ETSU (ESPN+)	L, 70-94
F23	*at Western Carolina (ESPN3)	W, 83-78
F28	*MERCER (ESPN3)	W, 84-71
M2	*THE CITADEL (Nexstar/ESPN+)	W, 81-78
M8	vs. Western Carolina^ (ESPN+)	5 p.m.

* - Southern Conference game
- Ohio Valley Hardwood Showcase (campus sites)
^ - SoCon Championship (Asheville, N.C.)



Western Carolina (7-24, 4-14 SoCon)

N7	at Wright State# (ESPN+)	L, 73-96
N10	COLLEGE OF CHARLESTON (ESPN3)	L, 74-77
N14	at SMU# (PonyUp TV)	L, 65-98
N17	HIWASSEE	W, 94-55
N20	vs. Jacksonville State& (CBS Digital)	L, 53-84
N21	vs. Southern Miss& (CBS Digital)	L, 63-68
N24	JACKSONVILLE	W, 77-65
N27	at Wake Forest (ACC Network Extra)	L, 64-71
D1	*at Furman (ESPN+)	L, 88-90 (2OT)
D5	at NC State (ACC Network Extra)	L, 67-100
D8	at UNC Asheville (ESPN+)	W, 71-59
D15	at High Point (ESPN+)	L, 59-86
D18	at No. 23 Iowa (Big Ten Network)	L, 60-78
D21	at Bowling Green (WBGUTV)	L, 52-73
D29	*WOFFORD (ESPN+)	L, 54-74
J3	*CHATTANOOGA (ESPN3)	L, 62-73
J5	*SAMFORD (ESPN+)	W, 76-69
J10	*at Mercer (ESPN+)	L, 80-84
J12	*at The Citadel (Nexstar/ESPN+)	W, 94-82
J17	*UNCG (ESPN+)	L, 60-69
J19	*at VMI (Nexstar/ESPN+)	L, 83-91
J26	*ETSU (ESPN3)	L, 69-91
J31	*at Chattanooga (ESPN+)	W, 105-96
F2	*at Samford (ESPN3)	L, 81-92
F7	*FURMAN (ESPN3)	L, 45-64
F9	*at Wofford (ESPN+)	L, 56-83
F14	*MERCER (ESPN+)	L, 65-74
F16	*THE CITADEL (ESPN+)	W, 103-82
F21	*at UNCG (ESPN+)	L, 76-79 (OT)
F23	*VMI (ESPN3)	L, 78-83
M2	*at ETSU (ESPN+)	L, 74-81
M8	vs. VMI^ (ESPN+)	5 p.m.

* - Southern Conference game
- Cancun Challenge (campus sites)
& - Cancun Challenge (Cancun, Mexico)
^ - SoCon Championship (Asheville, N.C.)



Wofford (26-4, 18-0 SoCon)

N6	No. 8 NORTH CAROLINA (ESPN2)	L, 67-78
N10	at High Point (ESPN+)	W, 68-60
N13	CARVER (SDN/Roku)	W, 95-34
N16	at Stanford# (Pac-12 Networks)	canc.
N18	at Oklahoma# (Fox Sports Oklahoma)	L, 64-75
N21	COPPIN STATE# (ESPN3)	W, 98-65
N23	MARS HILL# (SDN/Roku)	W, 97-46
N26	at South Carolina (SEC Network+)	W, 81-61
D1	*ETSU (ESPN+)	W, 79-62
D4	at No. 2 Kansas (ESPN+)	L, 47-72
D6	KENTUCKY CHRISTIAN (SDN/Roku)	W, 112-58
D9	COASTAL CAROLINA (ESPN+)	W, 82-71
D15	UNC ASHEVILLE (ESPN+)	W, 92-49
D19	at No. 17 Mississippi State (SEC Network+)	L, 87-98
D29	*at Western Carolina (ESPN+)	W, 74-54
J3	*THE CITADEL (ESPN+)	W, 112-81
J5	*MERCER (Nexstar/ESPN3)	W, 78-74
J10	*at UNCG (ESPN3)	W, 72-43
J12	*at VMI (ESPN+)	W, 90-76
J19	*FURMAN (Nexstar/ESPN3)	W, 59-54
J24	*SAMFORD (ESPN+)	W, 107-106 (OT)
J26	*CHATTANOOGA (Nexstar/ESPN+)	W, 80-69
J31	*at Mercer (ESPN+)	W, 76-67
F2	*at The Citadel (Nexstar/ESPN3)	W, 99-61
F7	*at ETSU (ESPN+)	W, 78-76 (OT)
F9	*WESTERN CAROLINA (ESPN+)	W, 83-56
F14	*VMI (ESPN+)	W, 95-84
F16	*UNCG (Nexstar/ESPN+)	W, 80-50
F23	*at Furman (ESPN3)	W, 72-64
F28	*at Chattanooga (ESPN+)	W, 80-54
M2	*at Samford (ESPN3)	W, 85-64
M9	vs. VMI/Western Carolina^ (Nexstar/ESPN+)	12 p.m.

* - Southern Conference game
- Bad Boy Mowers Battle 4 Atlantis (campus sites)
^ - SoCon Championship (Asheville, N.C.)

Southern Conference men's basketball media relations information

The Citadel (CitadelSports.com)

Milledge Austin (maustin7@citadel.edu)
Office: 843-953-6567

ETSU (ETSUBucs.com)

Kevin Brown (brownk@etsu.edu)
Office: 423-439-5263

Furman (FurmanPaladins.com)

Jordan Caskey (jordan.caskey@furman.edu)
Office: 864-294-3065

Mercer (MercerBears.com)

Will Tharp (tharp_wb@mercer.edu)
Office: 478-301-5218

UNC Greensboro (UNCGSpartans.com)

Stephen Czarda (s_czarda@uncg.edu)
Office: 336-334-5615

Samford (SamfordSports.com)

Joey Mullins (jimmulli1@samford.edu)
Office: 205-726-2799

Chattanooga (GoMocs.com)

Jim Horten (jameshorten@utc.edu)
Office: 423-425-2350

VMI (VMIKeydets.com)

Wade Branner (brannerwh@vmi.edu)
Office: 540-464-7515

Western Carolina (CatamountSports.com)

Steven Grandy (sgrandy@email.wcu.edu)
Office: 828-227-2655

Wofford (WoffordTerriers.com)

Phil Marcello (marcellopr@wofford.edu)
Office: 864-597-4092

Southern Conference (SoConSports.com)

Phil Perry (pperry@socon.org)
Office: 864-591-5100 // Cell: 864-525-5174

2018-19 Southern Conference
CONFERENCE BASKETBALL STATISTICS
Through games of Mar 06, 2019 (All games)

SCORING OFFENSE	G	W-L	Pts	Avg/G
1. The Citadel	29	12-17	2482	85.6
2. Wofford	30	26-4	2489	83.0
3. ETSU	31	23-8	2473	79.8
4. Furman	30	24-6	2345	78.2
5. Samford	31	16-15	2413	77.8
6. UNC Greensboro	31	26-5	2384	76.9
7. VMI	30	10-20	2265	75.5
8. Mercer	30	11-19	2174	72.5
9. Western Carolina	31	7-24	2221	71.6
10. Chattanooga	31	12-19	2204	71.1

SCORING DEFENSE	G	Pts	Avg/G
1. Wofford	30	1963	65.4
2. Furman	30	1966	65.5
3. UNC Greensboro	31	2086	67.3
4. ETSU	31	2124	68.5
5. Mercer	30	2161	72.0
6. Chattanooga	31	2308	74.5
7. Samford	31	2339	75.5
8. Western Carolina	31	2467	79.6
9. VMI	30	2435	81.2
10. The Citadel	29	2484	85.7

SCORING MARGIN	G	Offense	Defense	Margin
1. Wofford	30	83.0	65.4	+17.5
2. Furman	30	78.2	65.5	+12.6
3. ETSU	31	79.8	68.5	+11.3
4. UNC Greensboro	31	76.9	67.3	+9.6
5. Samford	31	77.8	75.5	+2.4
6. Mercer	30	72.5	72.0	+0.4
7. The Citadel	29	85.6	85.7	-0.1
8. Chattanooga	31	71.1	74.5	-3.4
9. VMI	30	75.5	81.2	-5.7
10. Western Carolina	31	71.6	79.6	-7.9

FREE THROW PCT	G	FTM	FTA	Pct.
1. The Citadel	29	383	518	.739
2. VMI	30	391	539	.725
3. Samford	31	454	627	.724
4. Furman	30	337	471	.715
5. Wofford	30	346	491	.705
6. UNC Greensboro	31	394	566	.696
7. Chattanooga	31	302	440	.686
8. Mercer	30	432	630	.686
9. Western Carolina	31	406	606	.670
10. ETSU	31	384	577	.666

FIELD GOAL PERCENTAGE	G	FGM	FGA	Pct.
1. ETSU	31	921	1882	.489
2. Wofford	30	904	1849	.489
3. Furman	30	850	1789	.475
4. Samford	31	860	1833	.469
5. UNC Greensboro	31	873	1895	.461
6. Western Carolina	31	763	1677	.455
7. The Citadel	29	871	1938	.449
8. Mercer	30	759	1691	.449
9. Chattanooga	31	811	1830	.443
10. VMI	30	787	1850	.425

FIELD GOAL PCT DEFENSE	G	FGM	FGA	Pct.
1. Furman	30	735	1776	.414
2. Samford	31	821	1962	.418
3. ETSU	31	747	1756	.425
4. Wofford	30	702	1635	.429
5. UNC Greensboro	31	736	1696	.434
6. Mercer	30	749	1712	.438
7. Chattanooga	31	836	1836	.455
8. The Citadel	29	875	1913	.457
9. VMI	30	875	1849	.473
10. Western Carolina	31	876	1825	.480

3-POINT FG PCT	G	3FGM	3FGA	Pct.
1. Wofford	30	335	802	.418
2. Western Carolina	31	289	776	.372
3. Samford	31	239	642	.372
4. Furman	30	308	849	.363
5. ETSU	31	247	684	.361
6. Chattanooga	31	280	776	.361
7. VMI	30	300	841	.357
8. The Citadel	29	357	1031	.346
9. Mercer	30	224	647	.346
10. UNC Greensboro	31	244	710	.344

3-POINT FG PCT DEFENSE	G	3FGM	3FGA	Pct.
1. Furman	30	220	697	.316
2. Wofford	30	215	661	.325
3. Western Carolina	31	226	691	.327
4. Mercer	30	274	794	.345
5. UNC Greensboro	31	233	659	.354
6. Samford	31	305	860	.355
7. Chattanooga	31	236	658	.359
8. ETSU	31	265	721	.368
9. The Citadel	29	335	909	.369
10. VMI	30	271	727	.373

REBOUNDING OFFENSE	G	Rebounds	Avg/G
1. ETSU	31	1249	40.3
2. Samford	31	1154	37.2
3. The Citadel	29	1070	36.9
4. Furman	30	1083	36.1
5. Western Carolina	31	1100	35.5
6. Wofford	30	1055	35.2
7. UNC Greensboro	31	1079	34.8
8. VMI	30	1042	34.7
9. Mercer	30	1031	34.4
10. Chattanooga	31	1062	34.3

REBOUNDING DEFENSE	G	Rebounds	Avg/G
1. Wofford	30	862	28.7
2. ETSU	31	905	29.2
3. Western Carolina	31	996	32.1
4. UNC Greensboro	31	1051	33.9
5. Furman	30	1023	34.1
6. Mercer	30	1060	35.3
7. Chattanooga	31	1122	36.2
8. Samford	31	1142	36.8
9. VMI	30	1164	38.8
10. The Citadel	29	1180	40.7

2018-19 Southern Conference
CONFERENCE BASKETBALL STATISTICS
Through games of Mar 06, 2019 (All games)

REBOUNDING MARGIN					
	G	Team	Avg.	Opp.	Avg. Margin
1. ETSU	31	1249	40.3	905	29.2 +11.1
2. Wofford	30	1055	35.2	862	28.7 +6.4
3. Western Carolina	31	1100	35.5	996	32.1 +3.4
4. Furman	30	1083	36.1	1023	34.1 +2.0
5. UNC Greensboro	31	1079	34.8	1051	33.9 +0.9
6. Samford	31	1154	37.2	1142	36.8 +0.4
7. Mercer	30	1031	34.4	1060	35.3 -1.0
8. Chattanooga	31	1062	34.3	1122	36.2 -1.9
9. The Citadel	29	1070	36.9	1180	40.7 -3.8
10. VMI	30	1042	34.7	1164	38.8 -4.1

BLOCKED SHOTS			
	G	No.	Avg/G
1. Furman	30	126	4.2
2. Samford	31	122	3.9
UNC Greensboro	31	122	3.9
4. ETSU	31	120	3.9
5. The Citadel	29	108	3.7
6. Wofford	30	89	3.0
7. Mercer	30	80	2.7
8. Chattanooga	31	77	2.5
9. VMI	30	56	1.9
10. Western Carolina	31	50	1.6

ASSISTS			
	G	No.	Avg/G
1. Furman	30	477	15.9
2. ETSU	31	492	15.9
3. The Citadel	29	452	15.6
4. Wofford	30	464	15.5
5. VMI	30	416	13.9
6. Samford	31	427	13.8
7. UNC Greensboro	31	409	13.2
8. Chattanooga	31	405	13.1
9. Mercer	30	382	12.7
10. Western Carolina	31	378	12.2

STEALS			
	G	No.	Avg/G
1. UNC Greensboro	31	278	9.0
2. Furman	30	265	8.8
3. ETSU	31	230	7.4
4. Samford	31	223	7.2
5. Wofford	30	208	6.9
VMI	30	208	6.9
7. The Citadel	29	196	6.8
8. Mercer	30	197	6.6
9. Western Carolina	31	134	4.3
Chattanooga	31	134	4.3

TURNOVER MARGIN					
	G	Team	Avg.	Opp.	Avg. Margin
1. UNC Greensboro	31	367	11.8	530	17.1 +5.3
2. Wofford	30	317	10.6	422	14.1 +3.5
3. Furman	30	375	12.5	434	14.5 +2.0
4. Mercer	30	392	13.1	428	14.3 +1.2
5. The Citadel	29	369	12.7	396	13.7 +0.9
6. VMI	30	374	12.5	393	13.1 +0.6
7. ETSU	31	443	14.3	448	14.5 +0.2
8. Samford	31	440	14.2	413	13.3 -0.9
9. Chattanooga	31	391	12.6	347	11.2 -1.4
10. Western Carolina	31	570	18.4	331	10.7 -7.7

ASSIST/TURNOVER RATIO						
	G	Ast.	Avg.	T/O	Avg.	Ratio
1. Wofford	30	464	15.5	317	10.6	1.5
2. Furman	30	477	15.9	375	12.5	1.3
3. The Citadel	29	452	15.6	369	12.7	1.2
4. UNC Greensboro	31	409	13.2	367	11.8	1.1
5. VMI	30	416	13.9	374	12.5	1.1
6. ETSU	31	492	15.9	443	14.3	1.1
7. Chattanooga	31	405	13.1	391	12.6	1.0
8. Mercer	30	382	12.7	392	13.1	1.0
9. Samford	31	427	13.8	440	14.2	1.0
10. Western Carolina	31	378	12.2	570	18.4	0.7

OFFENSIVE REBOUNDS			
	G	No.	Avg/G
1. ETSU	31	405	13.1
2. UNC Greensboro	31	351	11.3
3. Wofford	30	324	10.8
4. The Citadel	29	305	10.5
5. Furman	30	301	10.0
6. Mercer	30	299	10.0
7. Samford	31	305	9.8
8. Western Carolina	31	296	9.5
9. VMI	30	269	9.0
10. Chattanooga	31	274	8.8

DEFENSIVE REBOUNDS			
	G	No.	Avg/G
1. Samford	31	849	27.4
2. ETSU	31	844	27.2
3. The Citadel	29	765	26.4
4. Furman	30	782	26.1
5. Western Carolina	31	804	25.9
6. VMI	30	773	25.8
7. Chattanooga	31	788	25.4
8. Mercer	30	732	24.4
9. Wofford	30	731	24.4
10. UNC Greensboro	31	728	23.5

DEFENSIVE REB PCT.				
	G	D-Reb	Opp. OR	D-Reb%
1. ETSU	31	844	248	.773
2. Wofford	30	731	228	.762
3. Western Carolina	31	804	274	.746
4. Chattanooga	31	788	295	.728
5. VMI	30	773	293	.725
6. Furman	30	782	314	.714
7. UNC Greensboro	31	728	310	.701
8. Samford	31	849	381	.690
9. The Citadel	29	765	348	.687
10. Mercer	30	732	336	.685

OFFENSIVE REB PCT.				
	G	O-Reb	Opp. DR	O-Reb%
1. ETSU	31	405	657	.381
2. Wofford	30	324	634	.338
3. UNC Greensboro	31	351	741	.321
4. Furman	30	301	709	.298
5. Mercer	30	299	724	.292
6. Western Carolina	31	296	722	.291
7. Samford	31	305	761	.286
8. The Citadel	29	305	832	.268
9. Chattanooga	31	274	827	.249
10. VMI	30	269	871	.236

2018-19 Southern Conference
CONFERENCE BASKETBALL STATISTICS
Through games of Mar 06, 2019 (All games)

3-POINT FG MADE	G	No.	Avg/G
1. The Citadel	29	357	12.3
2. Wofford	30	335	11.2
3. Furman	30	308	10.3
4. VMI	30	300	10.0
5. Western Carolina	31	289	9.3
6. Chattanooga	31	280	9.0
7. ETSU	31	247	8.0
8. UNC Greensboro	31	244	7.9
9. Samford	31	239	7.7
10. Mercer	30	224	7.5

2018-19 Southern Conference
CONFERENCE BASKETBALL STATISTICS
Through games of Mar 06, 2019 (All games)

Team	Conference	Pct.	PF	PA	Overall	Pct.	PF	PA	Current unbeaten streak
Wofford	18-0	1.000	83.3	66.4	26-4	.867	83.0	65.4	Wofford -- 17
UNC Greensboro	15-3	.833	75.1	69.8	26-5	.839	76.9	67.3	UNC Greensboro -- 4
Furman	13-5	.722	76.3	66.7	24-6	.800	78.2	65.5	VMI -- 3
ETSU	13-5	.722	79.6	72.2	23-8	.742	79.8	68.5	Furman -- 2
Chattanooga	7-11	.389	70.1	76.5	12-19	.387	71.1	74.5	ETSU -- 1
Samford	6-12	.333	78.6	80.4	16-15	.516	77.8	75.5	
Mercer	6-12	.333	70.9	75.3	11-19	.367	72.5	72.0	
The Citadel	4-14	.222	76.2	86.1	12-17	.414	85.6	85.7	
VMI	4-14	.222	74.1	84.9	10-20	.333	75.5	81.2	
Western Carolina	4-14	.222	74.9	80.9	7-24	.226	71.6	79.6	

TEAM SUMMARIES	G	PF-PA	Avg score	Margin	FG-FGA	Pct.	3FG-FGA	Pct.	FT-FTA	Pct.	RebF	RebA	Margin
Chattanooga	31	2204-2308	71.1-74.5	-3.4	811-1830	.443	280-776	.361	302-440	.686	1062	1122	-1.9
ETSU	31	2473-2124	79.8-68.5	+11.3	921-1882	.489	247-684	.361	384-577	.666	1249	905	+11.1
Furman	30	2345-1966	78.2-65.5	+12.6	850-1789	.475	308-849	.363	337-471	.715	1083	1023	+2.0
Mercer	30	2174-2161	72.5-72.0	+0.4	759-1691	.449	224-647	.346	432-630	.686	1031	1060	-1.0
Samford	31	2413-2339	77.8-75.5	+2.4	860-1833	.469	239-642	.372	454-627	.724	1154	1142	+0.4
The Citadel	29	2482-2484	85.6-85.7	-0.1	871-1938	.449	357-1031	.346	383-518	.739	1070	1180	-3.8
UNC Greensboro	31	2384-2086	76.9-67.3	+9.6	873-1895	.461	244-710	.344	394-566	.696	1079	1051	+0.9
VMI	30	2265-2435	75.5-81.2	-5.7	787-1850	.425	300-841	.357	391-539	.725	1042	1164	-4.1
Western Carolina	31	2221-2467	71.6-79.6	-7.9	763-1677	.455	289-776	.372	406-606	.670	1100	996	+3.4
Wofford	30	2489-1963	83.0-65.4	+17.5	904-1849	.489	335-802	.418	346-491	.705	1055	862	+6.4

ATTENDANCE	Home	Average	Away	Average	Neutral	Average	Total	Average
Chattanooga	14-43638	3117	15-45634	3042	2-0	0	31-89272	2880
ETSU	15-66434	4429	14-56194	4014	2-4011	2006	31-126639	4085
Furman	15-28825	1922	15-50867	3391	0-0	0	30-79692	2656
Mercer	15-35372	2358	14-44668	3191	1-2504	2504	30-82544	2751
Samford	17-19933	1173	14-49370	3526	0-0	0	31-69303	2236
The Citadel	15-16079	1072	14-48955	3497	0-0	0	29-65034	2243
UNC Greensboro	15-41764	2784	15-63091	4206	1-172	172	31-105027	3388
VMI	15-14833	989	15-57623	3842	0-0	0	30-72456	2415
Western Carolina	12-18794	1566	17-58808	3459	2-0	0	31-77602	2503
Wofford	16-37880	2368	14-56087	4006	0-0	0	30-93967	3132
Totals	149-323552	2171	147-531297	3614	8-6687	836	304-861536	2834

2018-19 Southern Conference
INDIVIDUAL BASKETBALL STATISTICS
Through games of Mar 06, 2019 (All games)

To be ranked, a player must appear in at least 75.0% of their team's games.

SCORING							REBOUNDING							
	Cl	G	FG	3FG	FT	Pts	Avg/G		Cl	G	Off	Def	Total	Avg/G
1. Bubba Parham-VMI	So	30	193	106	131	623	20.8	1. Jeromy Rodriguez-ETSU	Jr	31	106	235	341	11.0
2. Fletcher Magee-WOF	Sr	30	196	139	89	620	20.7	2. Carlos Dotson-WCU	Jr	30	92	188	280	9.3
3. Lew Stallworth-CIT	Sr	29	221	36	108	586	20.2	3. Matt Rafferty-FUR	Sr	30	81	192	273	9.1
4. Ross Cummings-MER	So	30	158	100	112	528	17.6	4. Robert Allen-SAM	Fr	31	67	194	261	8.4
5. Matt Rafferty-FUR	Sr	30	196	8	121	521	17.4	5. Ruben Guerrero-SAM	Sr	31	101	156	257	8.3
6. Josh Sharkey-SAM	Jr	31	170	30	146	516	16.6	6. James Dickey-UNCG	Jr	25	64	133	197	7.9
7. Francis Alonso-UNCG	Sr	31	162	81	107	512	16.5	7. Mladen Armus-ETSU	So	31	83	160	243	7.8
8. Jordan Lyons-FUR	Jr	30	165	91	53	474	15.8	8. Cameron Jackson-WOF	Sr	30	81	145	226	7.5
9. Isaiah Miller-UNCG	So	31	195	20	52	462	14.9	9. Zane Najdawi-CIT	Sr	29	68	140	208	7.2
10. Cameron Jackson-WOF	Sr	30	171	7	87	436	14.5	10. Keve Aluma-WOF	So	30	81	125	206	6.9
11. Kevin Easley-UTC	Fr	28	151	47	54	403	14.4	11. Kevin Easley-UTC	Fr	28	49	132	181	6.5
12. Zane Najdawi-CIT	Sr	29	147	25	94	413	14.2	12. Garrett Gilkeson-VMI	Jr	30	51	136	187	6.2
13. Ruben Guerrero-SAM	Sr	31	175	0	67	417	13.5	13. Tyler Creammer-VMI	Jr	28	43	116	159	5.7
14. Carlos Dotson-WCU	Jr	30	161	0	81	403	13.4	14. Clay Mounce-FUR	So	30	44	126	170	5.7
15. Kameron Gibson-WCU	Fr	31	151	75	35	412	13.3	15. Fardaws Aimaq-MER	Fr	28	63	88	151	5.4
16. Nathan Hoover-WOF	Jr	30	128	75	60	391	13.0	16. Lew Stallworth-CIT	Sr	29	11	143	154	5.3
17. Matt Frierson-CIT	Sr	28	105	102	44	356	12.7	17. Ethan Stair-MER	Jr	30	38	119	157	5.2
18. Brandon Austin-SAM	Jr	31	135	82	38	390	12.6	18. Myles Lewis-VMI	So	30	54	99	153	5.1
19. Myron Gordon-SAM	Jr	31	121	33	107	382	12.3	19. Onno Steger-WCU	Jr	31	41	110	151	4.9
20. Tray Boyd III-ETSU	Jr	31	139	74	14	366	11.8	20. Jaylen Stowe-MER	Sr	30	31	115	146	4.9
21. Matt Halvorsen-WCU	So	31	101	76	86	364	11.7							
22. Ethan Stair-MER	Jr	30	121	50	58	350	11.7							
23. Jeromy Rodriguez-ETSU	Jr	31	148	0	61	357	11.5							
24. Donovan Toatley-UTC	Fr	27	112	27	58	309	11.4							
Kaiden Rice-CIT	So	27	110	69	20	309	11.4							
26. Onno Steger-WCU	Jr	31	111	64	65	351	11.3							
27. Clay Mounce-FUR	So	30	125	49	33	332	11.1							
28. Patrick Good-ETSU	So	30	101	86	42	330	11.0							
29. Garrett Gilkeson-VMI	Jr	30	109	46	63	327	10.9							
30. Myles Lewis-VMI	So	30	133	2	56	324	10.8							

FIELD GOAL PCT						ASSISTS				
	Cl	G	FGM	FGA	Pct.		Cl	G	No.	Avg/G
1. Matt Rafferty-FUR	Sr	30	196	312	.628	1. Josh Sharkey-SAM	Jr	31	224	7.2
2. Carlos Dotson-WCU	Jr	30	161	269	.599	2. Lew Stallworth-CIT	Sr	29	181	6.2
3. Ruben Guerrero-SAM	Sr	31	175	293	.597	3. Matt Rafferty-FUR	Sr	30	126	4.2
4. Cameron Jackson-WOF	Sr	30	171	298	.574	4. Demetrius Troy-UNCG	Sr	31	125	4.0
5. Lew Stallworth-CIT	Sr	29	221	419	.527	5. Marcus Cohen-MER	So	28	104	3.7
6. Isaiah Miller-UNCG	So	31	195	382	.510	6. Bubba Parham-VMI	So	30	105	3.5
7. Zane Najdawi-CIT	Sr	29	147	295	.498	7. Alex Hunter-FUR	So	30	98	3.3
8. Kevin Easley-UTC	Fr	28	151	336	.449	8. Storm Murphy-WOF	So	29	92	3.2
9. Josh Sharkey-SAM	Jr	31	170	379	.449	9. Donovan Toatley-UTC	Fr	27	81	3.0
10. Fletcher Magee-WOF	Sr	30	196	442	.443	10. Isaiah Tisdale-ETSU	Jr	30	89	3.0
11. Ross Cummings-MER	So	30	158	367	.431	11. Matt Halvorsen-WCU	So	31	86	2.8
12. Francis Alonso-UNCG	Sr	31	162	383	.423	12. Garrett Gilkeson-VMI	Jr	30	83	2.8
13. Bubba Parham-VMI	So	30	193	458	.421	13. Bo Hodges-ETSU	So	26	70	2.7
14. Jordan Lyons-FUR	Jr	30	165	422	.391	14. Cameron Jackson-WOF	Sr	30	79	2.6
						15. Francis Alonso-UNCG	Sr	31	80	2.6

2018-19 Southern Conference
INDIVIDUAL BASKETBALL STATISTICS
Through games of Mar 06, 2019 (All games)

FREE THROW PCT					CI	G	FTM	FTA	Pct.
1.	Fletcher Magee-WOF	Sr	30	89	96	.927			
2.	Francis Alonso-UNCG	Sr	31	107	123	.870			
3.	Matt Halvorsen-WCU	So	31	86	100	.860			
4.	Myron Gordon-SAM	Jr	31	107	126	.849			
5.	Ross Cummings-MER	So	30	112	138	.812			
6.	Bubba Parham-VMI	So	30	131	168	.780			
7.	Matt Rafferty-FUR	Sr	30	121	157	.771			
8.	Zane Najdawi-CIT	Sr	29	94	127	.740			
9.	Lew Stallworth-CIT	Sr	29	108	146	.740			
10.	Josh Sharkey-SAM	Jr	31	146	198	.737			
11.	Cameron Jackson-WOF	Sr	30	87	140	.621			
12.	Carlos Dotson-WCU	Jr	30	81	159	.509			

STEALS				CI	G	No.	Avg/G
1.	Isaiah Miller-UNCG	So	31	94	3.0		
2.	Josh Sharkey-SAM	Jr	31	81	2.6		
3.	Matt Rafferty-FUR	Sr	30	77	2.6		
4.	Garrett Gilkeson-VMI	Jr	30	49	1.6		
5.	Cameron Jackson-WOF	Sr	30	48	1.6		
6.	Ethan Stair-MER	Jr	30	47	1.6		
7.	Jeromy Rodriguez-ETSU	Jr	31	41	1.3		
8.	James Dickey-UNCG	Jr	25	32	1.3		
9.	Jordan Lyons-FUR	Jr	30	38	1.3		
10.	Myles Lewis-VMI	So	30	37	1.2		
11.	Demetrius Troy-UNCG	Sr	31	37	1.2		
12.	Brandon Austin-SAM	Jr	31	36	1.2		
13.	Isaiah Tisdale-ETSU	Jr	30	33	1.1		
14.	Francis Alonso-UNCG	Sr	31	34	1.1		
15.	Bo Hodges-ETSU	So	26	28	1.1		

3-POINT FG PCT					CI	G	3FG	FGA	Pct.
1.	Keavion Nolan-SAM	So	28	42	88	.477			
2.	Nathan Hoover-WOF	Jr	30	75	167	.449			
3.	Clay Mounce-FUR	So	30	49	113	.434			
4.	Garrett Gilkeson-VMI	Jr	30	46	107	.430			
5.	Fletcher Magee-WOF	Sr	30	139	325	.428			
6.	Andrew Brown-FUR	Sr	23	40	94	.426			
7.	Ethan Stair-MER	Jr	30	50	119	.420			
8.	Brandon Austin-SAM	Jr	31	82	198	.414			
9.	Kyrin Galloway-UNCG	Jr	31	49	120	.408			
10.	Ross Cummings-MER	So	30	100	248	.403			
	Kameron Gibson-WCU	Fr	31	75	186	.403			
12.	David Jean-Baptiste-UTC	So	30	46	115	.400			
13.	Patrick Good-ETSU	So	30	86	216	.398			
14.	Bubba Parham-VMI	So	30	106	270	.393			
15.	Connor Kern-CIT	Sr	28	46	118	.390			

3-POINT FG MADE				CI	G	3FG	Avg/G
1.	Fletcher Magee-WOF	Sr	30	139	4.6		
2.	Matt Frierson-CIT	Sr	28	102	3.6		
3.	Bubba Parham-VMI	So	30	106	3.5		
4.	Ross Cummings-MER	So	30	100	3.3		
5.	Jordan Lyons-FUR	Jr	30	91	3.0		
6.	Patrick Good-ETSU	So	30	86	2.9		
7.	Brandon Austin-SAM	Jr	31	82	2.6		
8.	Francis Alonso-UNCG	Sr	31	81	2.6		
9.	Kaiden Rice-CIT	So	27	69	2.6		
10.	Nathan Hoover-WOF	Jr	30	75	2.5		
11.	Matt Halvorsen-WCU	So	31	76	2.5		
12.	Kameron Gibson-WCU	Fr	31	75	2.4		
13.	Tray Boyd III-ETSU	Jr	31	74	2.4		
14.	Onno Steger-WCU	Jr	31	64	2.1		
15.	Alex Hunter-FUR	So	30	54	1.8		

BLOCKED SHOTS				CI	G	No.	Avg/G
1.	Ruben Guerrero-SAM	Sr	31	65	2.1		
2.	James Dickey-UNCG	Jr	25	51	2.0		
3.	Zane Najdawi-CIT	Sr	29	57	2.0		
4.	Clay Mounce-FUR	So	30	36	1.2		
5.	Matt Rafferty-FUR	Sr	30	33	1.1		
	Cameron Jackson-WOF	Sr	30	33	1.1		
7.	Mladen Armus-ETSU	So	31	34	1.1		
8.	Victor Bafutto-MER	So	29	28	1.0		
9.	Robert Allen-SAM	Fr	31	29	0.9		
	Kyrin Galloway-UNCG	Jr	31	29	0.9		
11.	Fardaws Aimaq-MER	Fr	28	22	0.8		
12.	Keve Aluma-WOF	So	30	22	0.7		
13.	Noah Gurley-FUR	Fr	28	19	0.7		
14.	Bo Hodges-ETSU	So	26	17	0.7		
15.	Jeromy Rodriguez-ETSU	Jr	31	19	0.6		

ASSIST/TURNOVER RATIO					CI	G	Ast.	T/O	Ratio
1.	Alex Hunter-FUR	So	30	98	32	3.1			
2.	Storm Murphy-WOF	So	29	92	35	2.6			
3.	Demetrius Troy-UNCG	Sr	31	125	57	2.2			
4.	Matt Rafferty-FUR	Sr	30	126	62	2.0			
5.	Lew Stallworth-CIT	Sr	29	181	104	1.7			
6.	Marcus Cohen-MER	So	28	104	60	1.7			
7.	Josh Sharkey-SAM	Jr	31	224	160	1.4			
8.	Bubba Parham-VMI	So	30	105	82	1.3			
9.	Donovann Toatley-UTC	Fr	27	81	65	1.2			

2018-19 Southern Conference
INDIVIDUAL BASKETBALL STATISTICS
Through games of Mar 06, 2019 (All games)

OFFENSIVE REBOUNDS			
	Cl	G	No. Avg/G
1. Jeromy Rodriguez-ETSU	Jr	31	106 3.4
2. Ruben Guerrero-SAM	Sr	31	101 3.3
3. Carlos Dotson-WCU	Jr	30	92 3.1
4. Keve Aluma-WOF	So	30	81 2.7
Matt Rafferty-FUR	Sr	30	81 2.7
Cameron Jackson-WOF	Sr	30	81 2.7
7. Mladen Armus-ETSU	So	31	83 2.7
8. James Dickey-UNCG	Jr	25	64 2.6
9. Zane Najdawi-CIT	Sr	29	68 2.3
10. Fardaws Aimaq-MER	Fr	28	63 2.3
11. Chevez Goodwin-WOF	So	30	66 2.2
12. Robert Allen-SAM	Fr	31	67 2.2
13. Myles Lewis-VMI	So	30	54 1.8
14. Kevin Easley-UTC	Fr	28	49 1.8
15. Garrett Gilkeson-VMI	Jr	30	51 1.7

DEFENSIVE REBOUNDS			
	Cl	G	No. Avg/G
1. Jeromy Rodriguez-ETSU	Jr	31	235 7.6
2. Matt Rafferty-FUR	Sr	30	192 6.4
3. Carlos Dotson-WCU	Jr	30	188 6.3
4. Robert Allen-SAM	Fr	31	194 6.3
5. James Dickey-UNCG	Jr	25	133 5.3
6. Mladen Armus-ETSU	So	31	160 5.2
7. Ruben Guerrero-SAM	Sr	31	156 5.0
8. Lew Stallworth-CIT	Sr	29	143 4.9
9. Cameron Jackson-WOF	Sr	30	145 4.8
10. Zane Najdawi-CIT	Sr	29	140 4.8
11. Kevin Easley-UTC	Fr	28	132 4.7
12. Garrett Gilkeson-VMI	Jr	30	136 4.5
13. Clay Mounce-FUR	So	30	126 4.2
14. Keve Aluma-WOF	So	30	125 4.2
15. Tyler Creammer-VMI	Jr	28	116 4.1

MINUTES PLAYED			
	Cl	G	No. Avg/G
1. Josh Sharkey-SAM	Jr	31	1099 35.5
2. Matt Halvorsen-WCU	So	31	1052 33.9
3. Bubba Parham-VMI	So	30	1017 33.9
4. Lew Stallworth-CIT	Sr	29	968 33.4
5. Ross Cummings-MER	So	30	996 33.2
6. Matt Rafferty-FUR	Sr	30	995 33.2
7. Garrett Gilkeson-VMI	Jr	30	990 33.0
8. Alex Hunter-FUR	So	30	989 33.0
9. Jordan Lyons-FUR	Jr	30	975 32.5
10. Ethan Stair-MER	Jr	30	969 32.3

2018-19 Southern Conference
Conference Team Highs
Through games of Mar 06, 2019 (All games)

TEAM HIGHS (highest totals made by)

Points	148	The Citadel vs Mid-Atl. Christian (11/12/18)
	137	The Citadel vs Johnson (11/14/18)
	127	The Citadel vs Johnson & Wales (12/05/18)
	112	The Citadel vs High Point (11/27/18)
	112	Wofford vs Kentucky Christian (12/06/18)
	112	Wofford vs The Citadel (01/03/19)
Margin	78 (111-33)	UNC Greensboro vs Greensboro College (11/27/18)
	77 (137-60)	The Citadel vs Johnson (11/14/18)
	73 (148-75)	The Citadel vs Mid-Atl. Christian (11/12/18)
	65 (109-44)	ETSU vs Hiwassee (11/08/18)
	64 (98-34)	VMI vs Goucher (11/11/18)
Field goals made	57	The Citadel vs Mid-Atl. Christian (11/12/18)
	47	The Citadel vs Johnson (11/14/18)
	46	ETSU vs Hiwassee (11/08/18)
	46	The Citadel vs Johnson & Wales (12/05/18)
	45	Wofford vs Kentucky Christian (12/06/18)
Field goal attempts	98	The Citadel vs Mid-Atl. Christian (11/12/18)
	88	The Citadel vs Johnson & Wales (12/05/18)
	85	The Citadel vs Johnson (11/14/18)
	81	Samford vs Belmont (11/29/18)
Field goal percentage	81	Wofford vs Kentucky Christian (12/06/18)
	.672 (43-64)	Wofford vs The Citadel (01/03/19)
	.667 (38-57)	Samford at Wofford (01/24/19)
	.640 (32-50)	Furman vs ETSU (02/09/19)
	.623 (38-61)	Samford vs North Alabama (11/06/18)
3-Pt FG made	.623 (38-61)	The Citadel vs High Point (11/27/18)
	23	The Citadel vs Mid-Atl. Christian (11/12/18)
	23	The Citadel vs High Point (11/27/18)
	22	The Citadel vs UNC Greensboro (02/28/19)
	21	Furman vs North Greenville (11/15/18)
3-Pt FG attempts	20	Wofford at The Citadel (02/02/19)
	51	The Citadel vs Mid-Atl. Christian (11/12/18)
	49	Furman vs North Greenville (11/15/18)
	48	The Citadel vs Johnson (11/14/18)
	47	The Citadel vs Samford (02/23/19)
3-Pt percentage	46	Furman vs UNCW (12/15/18)
	46	The Citadel at Samford (01/17/19)
	.733 (11-15)	Samford at Wofford (01/24/19)
	.667 (12-18)	Furman vs ETSU (02/09/19)
	.647 (11-17)	Mercer at VMI (02/28/19)
Free throws made	.633 (19-30)	Western Carolina vs The Citadel (02/16/19)
	.606 (20-33)	Wofford at The Citadel (02/02/19)
	32	ETSU vs Reinhardt (12/03/18)
	29	Western Carolina vs Hiwassee (11/17/18)
	29	Mercer at UNC Greensboro (01/26/19)
	27	Mercer vs Piedmont (11/09/18)
	27	UNC Greensboro at Samford (12/22/18)
	27	Mercer at Samford (01/19/19)
Free throw attempts	27	ETSU vs Mercer (02/16/19)
	40	Mercer vs Piedmont (11/09/18)
	39	ETSU vs Reinhardt (12/03/18)
	38	Western Carolina vs Hiwassee (11/17/18)
	36	UNC Greensboro at Samford (12/22/18)
	35	Samford vs Jacksonville State (11/09/18)
	35	Mercer at Samford (01/19/19)

	35	ETSU vs Mercer (02/16/19)
Free throw percentage	1.000 (11-11)	VMI at Presbyterian (12/12/18)
	1.000 (5-5)	VMI at Kentucky (11/18/18)
	1.000 (3-3)	ETSU at Creighton (11/11/18)
	.958 (23-24)	Furman at Samford (02/28/19)
	.950 (19-20)	Samford at Wofford (01/24/19)
Rebounds	64	ETSU vs Reinhardt (12/03/18)
	63	The Citadel vs Mid-Atl. Christian (11/12/18)
	62	The Citadel vs Johnson (11/14/18)
	56	ETSU vs Hiwassee (11/08/18)
	56	Western Carolina vs Hiwassee (11/17/18)
Assists	37	The Citadel vs Mid-Atl. Christian (11/12/18)
	28	The Citadel vs Johnson (11/14/18)
	27	The Citadel vs High Point (11/27/18)
	27	UNC Greensboro vs Greensboro College (11/27/18)
	27	The Citadel vs Johnson & Wales (12/05/18)
	27	Wofford vs Kentucky Christian (12/06/18)
Steals	23	UNC Greensboro vs Greensboro College (11/27/18)
	20	Wofford vs Mars Hill (11/23/18)
	18	VMI vs Goucher (11/11/18)
	16	The Citadel vs Johnson (11/14/18)
	15	UNC Greensboro vs Johnson & Wales (11/16/18)
	15	The Citadel vs Western Carolina (01/12/19)
Blocked shots	14	The Citadel vs Johnson (11/14/18)
	11	The Citadel vs Samford (02/23/19)
	10	Furman vs UNC Greensboro (02/14/19)
	9	UNC Greensboro at North Carolina A&T (11/06/18)
	9	Mercer vs Piedmont (11/09/18)
	9	UNC Greensboro vs Mercer (01/26/19)
	9	Samford vs ETSU (01/31/19)
	9	Furman vs VMI (02/16/19)
Turnovers	35	Western Carolina vs Jacksonville State (11/20/18)
	33	Western Carolina at NC State (12/05/18)
	29	Western Carolina at The Citadel (01/12/19)
	26	Western Carolina at Iowa (12/18/18)
	24	Mercer at UNC Greensboro (01/26/19)
Fouls	29	Western Carolina at Wake Forest (11/27/18)
	28	Samford vs Jacksonville State (11/09/18)
	28	Mercer at NC State (11/24/18)
	27	Western Carolina vs Hiwassee (11/17/18)
	26	UNC Greensboro at LSU (11/09/18)
	26	VMI at Kentucky (11/18/18)
	26	ETSU vs Wyoming (12/21/18)
	26	Western Carolina at The Citadel (01/12/19)
	26	Chattanooga vs Western Carolina (01/31/19)
	26	Mercer at ETSU (02/16/19)

2018-19 Southern Conference
Conference Individual Highs
Through games of Mar 06, 2019 (All games)

INDIVIDUAL PLAYER GAME HIGHS

Points	54		Jordan Lyons (Furman) vs North Greenville (11/15/18)
	38		Bubba Parham (VMI) at Western Carolina (02/23/19)
	37		Lew Stallworth (The Citadel) at Western Carolina (02/16/19)
	37		Ross Cummings (Mercer) vs Chattanooga (02/23/19)
	36		Ross Cummings (Mercer) vs Western Carolina (01/10/19)
	36		Fletcher Magee (Wofford) at Samford (03/02/19)
Field goals made	15		Jordan Lyons (Furman) vs North Greenville (11/15/18)
	13		Lew Stallworth (The Citadel) at Western Carolina (02/16/19)
	13		Bubba Parham (VMI) at Western Carolina (02/23/19)
	13		Fletcher Magee (Wofford) at Samford (03/02/19)
	12		Kyrin Galloway (UNC Greensboro) at LSU (11/09/18)
	12		Kameron Gibson (Western Carolina) at SMU (11/14/18)
	12		Carlos Dotson (Western Carolina) at Furman (12/01/18)
	12		Ross Cummings (Mercer) vs Western Carolina (01/10/19)
	12		Lew Stallworth (The Citadel) vs Western Carolina (01/12/19)
	12		Patrick Good (ETSU) at Western Carolina (01/26/19)
	12		Marcus Thomas (Western Carolina) at Chattanooga (01/31/19)
	12		Ross Cummings (Mercer) vs Chattanooga (02/23/19)
Field goal attempts	35		Jordan Lyons (Furman) vs North Greenville (11/15/18)
	27		Lew Stallworth (The Citadel) at Western Carolina (02/16/19)
	26		Jordan Lyons (Furman) vs Western Carolina (12/01/18)
	26		Bubba Parham (VMI) at Western Carolina (02/23/19)
	24		Bubba Parham (VMI) at Stetson (11/23/18)
	24		Fletcher Magee (Wofford) vs Samford (01/24/19)
Field goal percentage	.889	(8-9)	Daivien Williamson (ETSU) at Illinois (12/15/18)
	.857	(12-14)	Kyrin Galloway (UNC Greensboro) at LSU (11/09/18)
	.833	(10-12)	Zane Najdawi (The Citadel) vs Johnson & Wales (12/05/18)
	.833	(10-12)	Jeromy Rodriguez (ETSU) at Furman (02/09/19)
	.818	(9-11)	Matt Rafferty (Furman) vs Bob Jones (11/06/18)
	.818	(9-11)	Cameron Jackson (Wofford) vs Coppin State (11/21/18)
	.818	(9-11)	Matt Rafferty (Furman) at Elon (12/04/18)
	.818	(9-11)	Myron Gordon (Samford) vs Western Carolina (02/02/19)
3-Pt FG made	15		Jordan Lyons (Furman) vs North Greenville (11/15/18)
	11		Patrick Good (ETSU) at Western Carolina (01/26/19)
	10		Matt Frierson (The Citadel) vs Johnson (11/14/18)
	10		Bubba Parham (VMI) at Kentucky (11/18/18)
	10		Connor Kern (The Citadel) vs UNC Greensboro (02/28/19)
3-Pt FG attempts	34		Jordan Lyons (Furman) vs North Greenville (11/15/18)
	19		Fletcher Magee (Wofford) vs Samford (01/24/19)
	17		Jordan Lyons (Furman) vs Western Carolina (12/01/18)
	17		Patrick Good (ETSU) at Western Carolina (01/26/19)
	16		Fletcher Magee (Wofford) vs North Carolina (11/06/18)
	16		Matt Frierson (The Citadel) vs Johnson (11/14/18)
	16		Bubba Parham (VMI) at Kentucky (11/18/18)
3-Pt percentage	1.000	(5-5)	Josh Sharkey (Samford) vs Houston Baptist (12/17/18)
	1.000	(5-5)	Kevin Easley (Chattanooga) at Western Carolina (01/03/19)
	1.000	(5-5)	Andrew Brown (Furman) vs ETSU (02/09/19)
	.857	(6-7)	Marcus Thomas (Western Carolina) at Chattanooga (01/31/19)
	.833	(5-6)	Kevin Easley (Chattanooga) at Michigan (11/23/18)
	.833	(5-6)	Connor Kern (The Citadel) vs High Point (11/27/18)
	.833	(5-6)	Kevidon Nolan (Samford) vs VMI (12/29/18)
	.833	(5-6)	Ross Cummings (Mercer) at Chattanooga (01/17/19)
	.833	(5-6)	Angelo Allegri (UNC Greensboro) at ETSU (01/19/19)
	.833	(5-6)	Kameron Gibson (Western Carolina) vs ETSU (01/26/19)
	.833	(5-6)	Lew Stallworth (The Citadel) vs Samford (02/23/19)

	.833	(5-6)	Lew Stallworth (The Citadel) at VMI (03/02/19)
Free throws made	17		Francis Alonso (UNC Greensboro) at Samford (12/22/18)
	14		Onno Steger (Western Carolina) at Chattanooga (01/31/19)
	12		Bubba Parham (VMI) vs American (11/27/18)
	12		Ross Cummings (Mercer) at Samford (01/19/19)
	11		Djordje Dimitrijevic (Mercer) at NC State (11/24/18)
	11		Eric Hamilton (UNC Greensboro) vs Coppin State (12/12/18)
	11		Bubba Parham (VMI) at The Citadel (01/26/19)
	11		Donovann Toatley (Chattanooga) vs Western Carolina (01/31/19)
	11		Francis Alonso (UNC Greensboro) vs Western Carolina (02/21/19)
Free throw attempts	21		Francis Alonso (UNC Greensboro) at Samford (12/22/18)
	16		Bo Hodges (ETSU) vs Western Carolina (03/02/19)
	15		Eric Hamilton (UNC Greensboro) vs Coppin State (12/12/18)
	15		Onno Steger (Western Carolina) at Chattanooga (01/31/19)
	14		Bubba Parham (VMI) vs American (11/27/18)
	14		Cameron Jackson (Wofford) vs Western Carolina (02/09/19)
Free throw percentage	1.000	(12-12)	Ross Cummings (Mercer) at Samford (01/19/19)
	1.000	(11-11)	Djordje Dimitrijevic (Mercer) at NC State (11/24/18)
	1.000	(10-10)	Zane Najdawi (The Citadel) vs Johnson (11/14/18)
	1.000	(10-10)	Nathan Hoover (Wofford) vs Coastal Carolina (12/09/18)
	1.000	(10-10)	Matt Rafferty (Furman) at UNC Greensboro (01/12/19)
	1.000	(9-9)	Matt Frierson (The Citadel) at Campbell (12/18/18)
	1.000	(9-9)	Lew Stallworth (The Citadel) at Western Carolina (02/16/19)
	1.000	(9-9)	Bubba Parham (VMI) vs Mercer (02/28/19)
	1.000	(8-8)	Donovann Toatley (Chattanooga) at Charlotte (11/06/18)
	1.000	(8-8)	Francis Alonso (UNC Greensboro) vs Johnson & Wales (11/16/18)
	1.000	(8-8)	Matt Halvorsen (Western Carolina) vs Hiwassee (11/17/18)
	1.000	(8-8)	Daivien Williamson (ETSU) vs Reinhardt (12/03/18)
	1.000	(8-8)	Matt Halvorsen (Western Carolina) vs Chattanooga (01/03/19)
	1.000	(8-8)	Ross Cummings (Mercer) at UNC Greensboro (01/26/19)
	1.000	(8-8)	Fletcher Magee (Wofford) at The Citadel (02/02/19)
Rebounds	19		Jeromy Rodriguez (ETSU) vs Samford (01/03/19)
	18		Thomas Smallwood (Chattanooga) vs Cumberland (11/13/18)
	18		Jeromy Rodriguez (ETSU) at Mercer (01/12/19)
	18		Robert Allen (Samford) at The Citadel (02/23/19)
	17		Matt Rafferty (Furman) at Villanova (11/17/18)
	17		Jeromy Rodriguez (ETSU) at Georgia Southern (11/27/18)
	17		Mladen Armus (ETSU) vs Samford (01/03/19)
	17		Jeromy Rodriguez (ETSU) vs Wofford (02/07/19)
	17		Jeromy Rodriguez (ETSU) at UNC Greensboro (02/24/19)
Assists	16		Josh Sharkey (Samford) at Wofford (01/24/19)
	14		Josh Sharkey (Samford) at ETSU (01/03/19)
	13		Lew Stallworth (The Citadel) vs Johnson (11/14/18)
	12		Lew Stallworth (The Citadel) vs High Point (11/27/18)
	12		Josh Sharkey (Samford) at Furman (01/26/19)
	12		Josh Sharkey (Samford) vs Western Carolina (02/02/19)
	12		Lew Stallworth (The Citadel) vs UNC Greensboro (02/28/19)
Steals	8		Josh Sharkey (Samford) vs Jacksonville State (11/09/18)
	7		Josh Sharkey (Samford) at Purdue Fort Wayne (11/23/18)
	7		Matt Rafferty (Furman) at VMI (01/10/19)
	6		Ta'Vonne Bond (VMI) vs Goucher (11/11/18)
	6		Tray Hollowell (Wofford) vs Mars Hill (11/23/18)
	6		Josh Sharkey (Samford) vs UNC Greensboro (12/22/18)
	6		Isaiah Miller (UNC Greensboro) vs Chattanooga (12/29/18)
	6		Isaiah Miller (UNC Greensboro) at ETSU (01/19/19)
	6		Matt Rafferty (Furman) vs Chattanooga (01/24/19)
	6		Isaiah Miller (UNC Greensboro) vs Western Carolina (02/21/19)
Blocked shots	8		Ruben Guerrero (Samford) vs ETSU (01/31/19)

	7	James Dickey (UNC Greensboro) at North Carolina A&T (11/06/18)
	7	Zane Najdawi (The Citadel) vs Samford (02/23/19)
	6	Zane Najdawi (The Citadel) vs Johnson (11/14/18)
	5	Octavion Corley (ETSU) vs Hiwassee (11/08/18)
	5	Noah Gurley (Furman) vs UNC Greensboro (02/14/19)
	5	Robert Allen (Samford) vs Furman (02/28/19)
Turnovers	11	Josh Sharkey (Samford) at UNC Greensboro (02/07/19)
	9	Carlos Dotson (Western Carolina) vs Jacksonville State (11/20/18)
	8	Josh Sharkey (Samford) at ETSU (01/03/19)
	8	Josh Sharkey (Samford) at Wofford (01/24/19)
	8	Zane Najdawi (The Citadel) vs Furman (01/31/19)
	8	Josh Sharkey (Samford) vs ETSU (01/31/19)

2018-19 Southern Conference
CONFERENCE BASKETBALL STATISTICS
Final (Conference games only)

SCORING OFFENSE	G	W-L	Pts	Avg/G
1. Wofford	18	18-0	1499	83.3
2. ETSU	18	13-5	1433	79.6
3. Samford	18	6-12	1414	78.6
4. Furman	18	13-5	1374	76.3
5. The Citadel	18	4-14	1372	76.2
6. UNC Greensboro	18	15-3	1352	75.1
7. Western Carolina	18	4-14	1349	74.9
8. VMI	18	4-14	1334	74.1
9. Mercer	18	6-12	1276	70.9
10. Chattanooga	18	7-11	1262	70.1

SCORING DEFENSE	G	Pts	Avg/G
1. Wofford	18	1195	66.4
2. Furman	18	1200	66.7
3. UNC Greensboro	18	1256	69.8
4. ETSU	18	1299	72.2
5. Mercer	18	1355	75.3
6. Chattanooga	18	1377	76.5
7. Samford	18	1448	80.4
8. Western Carolina	18	1457	80.9
9. VMI	18	1529	84.9
10. The Citadel	18	1549	86.1

SCORING MARGIN	G	Offense	Defense	Margin
1. Wofford	18	83.3	66.4	+16.9
2. Furman	18	76.3	66.7	+9.7
3. ETSU	18	79.6	72.2	+7.4
4. UNC Greensboro	18	75.1	69.8	+5.3
5. Samford	18	78.6	80.4	-1.9
6. Mercer	18	70.9	75.3	-4.4
7. Western Carolina	18	74.9	80.9	-6.0
8. Chattanooga	18	70.1	76.5	-6.4
9. The Citadel	18	76.2	86.1	-9.8
10. VMI	18	74.1	84.9	-10.8

FREE THROW PCT	G	FTM	FTA	Pct.
1. Furman	18	216	292	.740
2. The Citadel	18	203	275	.738
3. Samford	18	265	366	.724
4. Western Carolina	18	259	359	.721
5. VMI	18	231	322	.717
6. Wofford	18	219	310	.706
7. UNC Greensboro	18	241	346	.697
8. Chattanooga	18	168	245	.686
9. Mercer	18	247	368	.671
10. ETSU	18	224	342	.655

FIELD GOAL PERCENTAGE	G	FGM	FGA	Pct.
1. Wofford	18	539	1074	.502
2. ETSU	18	535	1074	.498
3. Furman	18	491	1040	.472
4. Samford	18	503	1086	.463
5. Western Carolina	18	458	1000	.458
6. Chattanooga	18	465	1037	.448
7. Mercer	18	447	1013	.441
8. UNC Greensboro	18	487	1108	.440
9. VMI	18	463	1083	.428
10. The Citadel	18	484	1157	.418

FIELD GOAL PCT DEFENSE	G	FGM	FGA	Pct.
1. Furman	18	440	1075	.409
2. Wofford	18	431	985	.438
3. Samford	18	509	1154	.441
4. ETSU	18	457	1020	.448
5. UNC Greensboro	18	440	980	.449
6. Mercer	18	468	1034	.453
7. Chattanooga	18	506	1090	.464
8. The Citadel	18	540	1127	.479
9. Western Carolina	18	524	1089	.481
10. VMI	18	557	1118	.498

3-POINT FG PCT	G	3FGM	3FGA	Pct.
1. Wofford	18	202	464	.435
2. Western Carolina	18	174	457	.381
3. ETSU	18	139	378	.368
4. Samford	18	143	394	.363
5. VMI	18	177	488	.363
6. Chattanooga	18	164	457	.359
7. Furman	18	176	492	.358
8. Mercer	18	135	387	.349
9. UNC Greensboro	18	137	412	.333
10. The Citadel	18	201	613	.328

3-POINT FG PCT DEFENSE	G	3FGM	3FGA	Pct.
1. Furman	18	131	437	.300
2. Western Carolina	18	145	443	.327
3. Wofford	18	134	407	.329
4. Mercer	18	169	469	.360
5. Chattanooga	18	147	396	.371
6. UNC Greensboro	18	144	385	.374
7. Samford	18	210	556	.378
8. The Citadel	18	220	565	.389
9. VMI	18	181	464	.390
10. ETSU	18	167	420	.398

REBOUNDING OFFENSE	G	Rebounds	Avg/G
1. ETSU	18	667	37.1
2. Samford	18	654	36.3
3. Western Carolina	18	641	35.6
4. UNC Greensboro	18	636	35.3
5. Furman	18	631	35.1
6. The Citadel	18	613	34.1
7. Wofford	18	608	33.8
8. Mercer	18	603	33.5
9. VMI	18	603	33.5
10. Chattanooga	18	589	32.7

REBOUNDING DEFENSE	G	Rebounds	Avg/G
1. Wofford	18	509	28.3
2. ETSU	18	534	29.7
3. Western Carolina	18	593	32.9
4. UNC Greensboro	18	608	33.8
5. Furman	18	616	34.2
6. Mercer	18	647	35.9
7. Chattanooga	18	656	36.4
8. Samford	18	670	37.2
9. VMI	18	684	38.0
10. The Citadel	18	728	40.4

2018-19 Southern Conference
CONFERENCE BASKETBALL STATISTICS
Final (Conference games only)

REBOUNDING MARGIN					
	G	Team	Avg.	Opp.	Avg. Margin
1. ETSU	18	667	37.1	534	29.7 +7.4
2. Wofford	18	608	33.8	509	28.3 +5.5
3. Western Carolina	18	641	35.6	593	32.9 +2.7
4. UNC Greensboro	18	636	35.3	608	33.8 +1.6
5. Furman	18	631	35.1	616	34.2 +0.8
6. Samford	18	654	36.3	670	37.2 -0.9
7. Mercer	18	603	33.5	647	35.9 -2.4
8. Chattanooga	18	589	32.7	656	36.4 -3.7
9. VMI	18	603	33.5	684	38.0 -4.5
10. The Citadel	18	613	34.1	728	40.4 -6.4

BLOCKED SHOTS			
	G	No.	Avg/G
1. UNC Greensboro	18	78	4.3
Furman	18	78	4.3
3. Samford	18	76	4.2
ETSU	18	76	4.2
5. The Citadel	18	61	3.4
6. Wofford	18	58	3.2
7. Mercer	18	49	2.7
8. Chattanooga	18	46	2.6
9. Western Carolina	18	36	2.0
10. VMI	18	32	1.8

ASSISTS			
	G	No.	Avg/G
1. ETSU	18	290	16.1
2. Wofford	18	283	15.7
3. Furman	18	266	14.8
4. Samford	18	256	14.2
5. VMI	18	246	13.7
6. The Citadel	18	239	13.3
7. Chattanooga	18	234	13.0
8. UNC Greensboro	18	229	12.7
9. Mercer	18	222	12.3
10. Western Carolina	18	220	12.2

STEALS			
	G	No.	Avg/G
1. UNC Greensboro	18	167	9.3
2. Furman	18	148	8.2
3. Samford	18	136	7.6
4. ETSU	18	132	7.3
5. VMI	18	121	6.7
6. Wofford	18	118	6.6
7. Mercer	18	112	6.2
8. The Citadel	18	108	6.0
9. Western Carolina	18	72	4.0
10. Chattanooga	18	69	3.8

TURNOVER MARGIN					
	G	Team	Avg.	Opp.	Avg. Margin
1. UNC Greensboro	18	220	12.2	300	16.7 +4.4
2. Wofford	18	186	10.3	249	13.8 +3.5
3. Mercer	18	224	12.4	237	13.2 +0.7
4. ETSU	18	234	13.0	244	13.6 +0.6
5. Furman	18	231	12.8	240	13.3 +0.5
6. The Citadel	18	227	12.6	228	12.7 +0.1
7. VMI	18	231	12.8	227	12.6 -0.2
8. Samford	18	247	13.7	237	13.2 -0.6
9. Chattanooga	18	216	12.0	176	9.8 -2.2
10. Western Carolina	18	311	17.3	189	10.5 -6.8

ASSIST/TURNOVER RATIO						
	G	Ast.	Avg.	T/O	Avg.	Ratio
1. Wofford	18	283	15.7	186	10.3	1.5
2. ETSU	18	290	16.1	234	13.0	1.2
3. Furman	18	266	14.8	231	12.8	1.2
4. Chattanooga	18	234	13.0	216	12.0	1.1
5. VMI	18	246	13.7	231	12.8	1.1
6. The Citadel	18	239	13.3	227	12.6	1.1
7. UNC Greensboro	18	229	12.7	220	12.2	1.0
8. Samford	18	256	14.2	247	13.7	1.0
9. Mercer	18	222	12.3	224	12.4	1.0
10. Western Carolina	18	220	12.2	311	17.3	0.7

OFFENSIVE REBOUNDS			
	G	No.	Avg/G
1. UNC Greensboro	18	223	12.4
2. ETSU	18	212	11.8
3. Wofford	18	183	10.2
4. Mercer	18	179	9.9
5. The Citadel	18	177	9.8
6. Samford	18	174	9.7
7. Western Carolina	18	170	9.4
8. Furman	18	167	9.3
9. Chattanooga	18	152	8.4
10. VMI	18	151	8.4

DEFENSIVE REBOUNDS			
	G	No.	Avg/G
1. Samford	18	480	26.7
2. Western Carolina	18	471	26.2
3. Furman	18	464	25.8
4. ETSU	18	455	25.3
5. VMI	18	452	25.1
6. Chattanooga	18	437	24.3
7. The Citadel	18	436	24.2
8. Wofford	18	425	23.6
9. Mercer	18	424	23.6
10. UNC Greensboro	18	413	22.9

DEFENSIVE REB PCT.				
	G	D-Reb	Opp. OR	D-Reb%
1. ETSU	18	455	148	.755
2. Wofford	18	425	148	.742
3. Western Carolina	18	471	171	.734
4. VMI	18	452	165	.733
5. UNC Greensboro	18	413	169	.710
6. Furman	18	464	196	.703
7. Chattanooga	18	437	186	.701
8. Samford	18	480	205	.701
9. The Citadel	18	436	197	.689
10. Mercer	18	424	203	.676

OFFENSIVE REB PCT.				
	G	O-Reb	Opp. DR	O-Reb%
1. ETSU	18	212	386	.355
2. UNC Greensboro	18	223	439	.337
3. Wofford	18	183	361	.336
4. Mercer	18	179	444	.287
5. Western Carolina	18	170	422	.287
6. Furman	18	167	420	.284
7. Samford	18	174	465	.272
8. The Citadel	18	177	531	.250
9. Chattanooga	18	152	470	.244
10. VMI	18	151	519	.225

2018-19 Southern Conference
CONFERENCE BASKETBALL STATISTICS
Final (Conference games only)

3-POINT FG MADE	G	No.	Avg/G
1. Wofford	18	202	11.2
2. The Citadel	18	201	11.2
3. VMI	18	177	9.8
4. Furman	18	176	9.8
5. Western Carolina	18	174	9.7
6. Chattanooga	18	164	9.1
7. Samford	18	143	7.9
8. ETSU	18	139	7.7
9. UNC Greensboro	18	137	7.6
10. Mercer	18	135	7.5

2018-19 Southern Conference
CONFERENCE BASKETBALL STATISTICS
Final (Conference games only)

Team	Conference	Pct.	PF	PA	Overall	Pct.	PF	PA	Current unbeaten streak
Wofford	18-0	1.000	83.3	66.4	18-0	1.000	83.3	66.4	Wofford -- 18
UNC Greensboro	15-3	.833	75.1	69.8	15-3	.833	75.1	69.8	UNC Greensboro -- 4
ETSU	13-5	.722	79.6	72.2	13-5	.722	79.6	72.2	VMI -- 3
Furman	13-5	.722	76.3	66.7	13-5	.722	76.3	66.7	Furman -- 2
Chattanooga	7-11	.389	70.1	76.5	7-11	.389	70.1	76.5	ETSU -- 1
Samford	6-12	.333	78.6	80.4	6-12	.333	78.6	80.4	
Mercer	6-12	.333	70.9	75.3	6-12	.333	70.9	75.3	
The Citadel	4-14	.222	76.2	86.1	4-14	.222	76.2	86.1	
Western Carolina	4-14	.222	74.9	80.9	4-14	.222	74.9	80.9	
VMI	4-14	.222	74.1	84.9	4-14	.222	74.1	84.9	

TEAM SUMMARIES	G	PF-PA	Avg score	Margin	FG-FGA	Pct.	3FG-FGA	Pct.	FT-FTA	Pct.	RebF	RebA	Margin
Chattanooga	18	1262-1377	70.1-76.5	-6.4	465-1037	.448	164-457	.359	168-245	.686	589	656	-3.7
ETSU	18	1433-1299	79.6-72.2	+7.4	535-1074	.498	139-378	.368	224-342	.655	667	534	+7.4
Furman	18	1374-1200	76.3-66.7	+9.7	491-1040	.472	176-492	.358	216-292	.740	631	616	+0.8
Mercer	18	1276-1355	70.9-75.3	-4.4	447-1013	.441	135-387	.349	247-368	.671	603	647	-2.4
Samford	18	1414-1448	78.6-80.4	-1.9	503-1086	.463	143-394	.363	265-366	.724	654	670	-0.9
The Citadel	18	1372-1549	76.2-86.1	-9.8	484-1157	.418	201-613	.328	203-275	.738	613	728	-6.4
UNC Greensboro	18	1352-1256	75.1-69.8	+5.3	487-1108	.440	137-412	.333	241-346	.697	636	608	+1.6
VMI	18	1334-1529	74.1-84.9	-10.8	463-1083	.428	177-488	.363	231-322	.717	603	684	-4.5
Western Carolina	18	1349-1457	74.9-80.9	-6.0	458-1000	.458	174-457	.381	259-359	.721	641	593	+2.7
Wofford	18	1499-1195	83.3-66.4	+16.9	539-1074	.502	202-464	.435	219-310	.706	608	509	+5.5

ATTENDANCE	Home	Average	Away	Average	Neutral	Average	Total	Average
Chattanooga	9-31886	3543	9-19712	2190	0-0	0	18-51598	2867
ETSU	9-45054	5006	9-23365	2596	0-0	0	18-68419	3801
Furman	9-19384	2154	9-24602	2734	0-0	0	18-43986	2444
Mercer	9-22213	2468	9-17541	1949	0-0	0	18-39754	2209
Samford	9-11204	1245	9-20259	2251	0-0	0	18-31463	1748
The Citadel	9-12472	1386	9-27058	3006	0-0	0	18-39530	2196
UNC Greensboro	9-28548	3172	9-20099	2233	0-0	0	18-48647	2703
VMI	9-10517	1169	9-23182	2576	0-0	0	18-33699	1872
Western Carolina	9-15827	1759	9-25565	2841	0-0	0	18-41392	2300
Wofford	9-25719	2858	9-21441	2382	0-0	0	18-47160	2620
Totals	90-222824	2476	90-222824	2476	0-0	0	180-445648	2476

2018-19 Southern Conference
INDIVIDUAL BASKETBALL STATISTICS
Final (Conference games only)

To be ranked, a player must appear in at least 75.0% of their team's games.

SCORING							REBOUNDING						
	Cl	G	FG	3FG	FT	Pts Avg/G		Cl	G	Off	Def	Total	Avg/G
1. Fletcher Magee-WOF	Sr	18	131	94	57	413 22.9	1. Jeromy Rodriguez-ETSU	Jr	18	55	129	184	10.2
2. Lew Stallworth-CIT	Sr	18	146	30	65	387 21.5	2. Carlos Dotson-WCU	Jr	17	57	114	171	10.1
3. Ross Cummings-MER	So	18	107	65	79	358 19.9	3. Matt Rafferty-FUR	Sr	18	47	121	168	9.3
4. Bubba Parham-VMI	So	18	109	59	72	349 19.4	4. Robert Allen-SAM	Fr	18	49	109	158	8.8
5. Matt Rafferty-FUR	Sr	18	117	7	86	327 18.2	5. Ruben Guerrero-SAM	Sr	18	54	95	149	8.3
6. Josh Sharkey-SAM	Jr	18	112	17	79	320 17.8	6. James Dickey-UNCG	Jr	16	50	77	127	7.9
7. Isaiah Miller-UNCG	So	18	121	15	35	292 16.2	7. Mladen Armus-ETSU	So	18	43	93	136	7.6
8. Francis Alonso-UNCG	Sr	18	87	41	62	277 15.4	8. Keve Aluma-WOF	So	18	51	82	133	7.4
9. Jordan Lyons-FUR	Jr	18	97	46	32	272 15.1	9. Cameron Jackson-WOF	Sr	18	44	86	130	7.2
10. Kevin Easley-UTC	Fr	15	84	27	31	226 15.1	10. Zane Najdawi-CIT	Sr	18	40	87	127	7.1
11. Zane Najdawi-CIT	Sr	18	97	23	49	266 14.8	11. Kevin Easley-UTC	Fr	15	28	74	102	6.8
12. Carlos Dotson-WCU	Jr	17	102	0	47	251 14.8	12. Garrett Gilkeson-VMI	Jr	18	31	88	119	6.6
13. Cameron Jackson-WOF	Sr	18	95	3	62	255 14.2	13. Onno Steger-WCU	Jr	18	23	81	104	5.8
14. Kameron Gibson-WCU	Fr	18	93	45	22	253 14.1	14. Ramon Vila-UTC	So	17	23	74	97	5.7
15. Onno Steger-WCU	Jr	18	75	42	56	248 13.8	15. Ethan Stair-MER	Jr	18	22	78	100	5.6
16. Ethan Stair-MER	Jr	18	82	35	43	242 13.4	Clay Mounce-FUR	So	18	28	72	100	5.6
17. Myron Gordon-SAM	Jr	18	74	24	61	233 12.9	17. Hayden Brown-CIT	So	16	37	48	85	5.3
18. Brandon Austin-SAM	Jr	18	79	45	29	232 12.9	Fardaws Aimaq-MER	Fr	16	37	48	85	5.3
19. Ruben Guerrero-SAM	Sr	18	95	0	38	228 12.7	19. Myles Lewis-VMI	So	18	35	59	94	5.2
20. Nathan Hoover-WOF	Jr	18	77	41	31	226 12.6	Isaiah Miller-UNCG	So	18	33	61	94	5.2
21. Myles Lewis-VMI	So	18	89	0	39	217 12.1							
22. Donovan Toatley-UTC	Fr	16	65	19	38	187 11.7							
23. Jeromy Rodriguez-ETSU	Jr	18	87	0	32	206 11.4							
24. Garrett Gilkeson-VMI	Jr	18	66	29	41	202 11.2							
Patrick Good-ETSU	So	18	60	48	34	202 11.2							
26. Tray Boyd III-ETSU	Jr	18	76	40	9	201 11.2							
27. Marcus Thomas-WCU	So	17	64	21	40	189 11.1							
28. Bo Hodges-ETSU	So	18	75	11	38	199 11.1							
29. Clay Mounce-FUR	So	18	71	28	24	194 10.8							
30. David Jean-Baptiste-UTC	So	17	65	31	19	180 10.6							

FIELD GOAL PCT						ASSISTS			
	Cl	G	FGM	FGA	Pct.		Cl	G	No. Avg/G
1. Carlos Dotson-WCU	Jr	17	102	168	.607	1. Josh Sharkey-SAM	Jr	18	146 8.1
2. Matt Rafferty-FUR	Sr	18	117	193	.606	2. Lew Stallworth-CIT	Sr	18	103 5.7
3. Ruben Guerrero-SAM	Sr	18	95	167	.569	3. Demetrius Troy-UNCG	Sr	18	71 3.9
4. Cameron Jackson-WOF	Sr	18	95	169	.562	Matt Rafferty-FUR	Sr	18	71 3.9
5. Isaiah Miller-UNCG	So	18	121	240	.504	5. Marcus Cohen-MER	So	17	65 3.8
6. Lew Stallworth-CIT	Sr	18	146	292	.500	6. Bubba Parham-VMI	So	18	68 3.8
7. Zane Najdawi-CIT	Sr	18	97	203	.478	7. Cameron Jackson-WOF	Sr	18	58 3.2
8. Fletcher Magee-WOF	Sr	18	131	275	.476	8. Alex Hunter-FUR	So	18	57 3.2
9. Ross Cummings-MER	So	18	107	233	.459	9. Garrett Gilkeson-VMI	Jr	18	56 3.1
10. Josh Sharkey-SAM	Jr	18	112	244	.459	10. Matt Halvorsen-WCU	So	18	55 3.1
11. Kevin Easley-UTC	Fr	15	84	184	.457	11. Bo Hodges-ETSU	So	18	51 2.8
12. Kameron Gibson-WCU	Fr	18	93	210	.443	12. Storm Murphy-WOF	So	18	50 2.8
13. Bubba Parham-VMI	So	18	109	259	.421	13. Isaiah Tisdale-ETSU	Jr	18	49 2.7
14. Jordan Lyons-FUR	Jr	18	97	238	.408	14. Francis Alonso-UNCG	Sr	18	48 2.7
						15. Donovan Toatley-UTC	Fr	16	42 2.6

2018-19 Southern Conference
INDIVIDUAL BASKETBALL STATISTICS
Final (Conference games only)

FREE THROW PCT					
	Cl	G	FTM	FTA	Pct.
1. Fletcher Magee-WOF	Sr	18	57	61	.934
2. Matt Halvorsen-WCU	So	18	52	59	.881
3. Onno Steger-WCU	Jr	18	56	66	.848
4. Francis Alonso-UNCG	Sr	18	62	74	.838
5. Ross Cummings-MER	So	18	79	95	.832
6. Matt Rafferty-FUR	Sr	18	86	105	.819
7. Myron Gordon-SAM	Jr	18	61	75	.813
8. Lew Stallworth-CIT	Sr	18	65	82	.793
9. Bubba Parham-VMI	So	18	72	93	.774
10. Josh Sharkey-SAM	Jr	18	79	110	.718
11. Zane Najdawi-CIT	Sr	18	49	71	.690
12. Cameron Jackson-WOF	Sr	18	62	102	.608
13. Carlos Dotson-WCU	Jr	17	47	90	.522

STEALS				
	Cl	G	No.	Avg/G
1. Isaiah Miller-UNCG	So	18	61	3.4
2. Matt Rafferty-FUR	Sr	18	52	2.9
3. Josh Sharkey-SAM	Jr	18	47	2.6
4. Cameron Jackson-WOF	Sr	18	31	1.7
5. Ethan Stair-MER	Jr	18	27	1.5
Garrett Gilkeson-VMI	Jr	18	27	1.5
7. Myles Lewis-VMI	So	18	25	1.4
Brandon Austin-SAM	Jr	18	25	1.4
9. Jeromy Rodriguez-ETSU	Jr	18	24	1.3
10. Jordan Lyons-FUR	Jr	18	23	1.3
11. James Dickey-UNCG	Jr	16	20	1.3
Hayden Brown-CIT	So	16	20	1.3
13. Bo Hodges-ETSU	So	18	22	1.2
Francis Alonso-UNCG	Sr	18	22	1.2
15. David Jean-Baptiste-UTC	So	17	19	1.1

3-POINT FG PCT					
	Cl	G	3FG	FGA	Pct.
1. Fletcher Magee-WOF	Sr	18	94	201	.468
2. Nathan Hoover-WOF	Jr	18	41	93	.441
3. Garrett Gilkeson-VMI	Jr	18	29	67	.433
4. Ethan Stair-MER	Jr	18	35	82	.427
5. Ross Cummings-MER	So	18	65	154	.422
6. Andrew Brown-FUR	Sr	17	28	67	.418
7. David Jean-Baptiste-UTC	So	17	31	75	.413
8. Clay Mounce-FUR	So	18	28	69	.406
9. Kevin Easley-UTC	Fr	15	27	68	.397
10. Patrick Good-ETSU	So	18	48	121	.397
11. Lew Stallworth-CIT	Sr	18	30	77	.390
12. Brandon Austin-SAM	Jr	18	45	116	.388
13. Onno Steger-WCU	Jr	18	42	109	.385
14. Kameron Gibson-WCU	Fr	18	45	118	.381
15. Bubba Parham-VMI	So	18	59	157	.376

3-POINT FG MADE				
	Cl	G	3FG	Avg/G
1. Fletcher Magee-WOF	Sr	18	94	5.2
2. Ross Cummings-MER	So	18	65	3.6
3. Bubba Parham-VMI	So	18	59	3.3
4. Patrick Good-ETSU	So	18	48	2.7
5. Matt Frierson-CIT	Sr	17	45	2.6
6. Jordan Lyons-FUR	Jr	18	46	2.6
7. Brandon Austin-SAM	Jr	18	45	2.5
Kameron Gibson-WCU	Fr	18	45	2.5
9. Onno Steger-WCU	Jr	18	42	2.3
10. Nathan Hoover-WOF	Jr	18	41	2.3
Francis Alonso-UNCG	Sr	18	41	2.3
12. Tray Boyd III-ETSU	Jr	18	40	2.2
13. Matt Halvorsen-WCU	So	18	39	2.2
14. Kaiden Rice-CIT	So	16	33	2.1
15. Ethan Stair-MER	Jr	18	35	1.9

BLOCKED SHOTS				
	Cl	G	No.	Avg/G
1. Ruben Guerrero-SAM	Sr	18	40	2.2
2. James Dickey-UNCG	Jr	16	32	2.0
3. Zane Najdawi-CIT	Sr	18	34	1.9
4. Clay Mounce-FUR	So	18	24	1.3
5. Cameron Jackson-WOF	Sr	18	21	1.2
Mladen Armus-ETSU	So	18	21	1.2
7. Victor Bafutto-MER	So	17	19	1.1
Lucas N'Guessan-ETSU		17	19	1.1
9. Keve Aluma-WOF	So	18	18	1.0
Noah Gurley-FUR	Fr	18	18	1.0
Kyrin Galloway-UNCG	Jr	18	18	1.0
Ramon Vila-UTC	So	17	17	1.0
13. Robert Allen-SAM	Fr	18	17	0.9
14. Matt Rafferty-FUR	Sr	18	16	0.9
15. Bo Hodges-ETSU	So	18	14	0.8

ASSIST/TURNOVER RATIO					
	Cl	G	Ast.	T/O	Ratio
1. Alex Hunter-FUR	So	18	57	19	3.0
2. Demetrius Troy-UNCG	Sr	18	71	35	2.0
3. Cameron Jackson-WOF	Sr	18	58	30	1.9
4. Matt Rafferty-FUR	Sr	18	71	39	1.8
5. Garrett Gilkeson-VMI	Jr	18	56	33	1.7
6. Marcus Cohen-MER	So	17	65	39	1.7
7. Lew Stallworth-CIT	Sr	18	103	67	1.5
8. Matt Halvorsen-WCU	So	18	55	38	1.4
9. Josh Sharkey-SAM	Jr	18	146	101	1.4
10. Bubba Parham-VMI	So	18	68	54	1.3

2018-19 Southern Conference
INDIVIDUAL BASKETBALL STATISTICS
Final (Conference games only)

OFFENSIVE REBOUNDS	Cl	G	No.	Avg/G
1. Carlos Dotson-WCU	Jr	17	57	3.4
2. James Dickey-UNCG	Jr	16	50	3.1
3. Jeromy Rodriguez-ETSU	Jr	18	55	3.1
4. Ruben Guerrero-SAM	Sr	18	54	3.0
5. Keve Aluma-WOF	So	18	51	2.8
6. Robert Allen-SAM	Fr	18	49	2.7
7. Matt Rafferty-FUR	Sr	18	47	2.6
8. Cameron Jackson-WOF	Sr	18	44	2.4
9. Mladen Armus-ETSU	So	18	43	2.4
10. Chevez Goodwin-WOF	So	18	42	2.3
11. Hayden Brown-CIT	So	16	37	2.3
Fardaws Aimaq-MER	Fr	16	37	2.3
13. Zane Najdawi-CIT	Sr	18	40	2.2
14. Myles Lewis-VMI	So	18	35	1.9
15. Kevin Easley-UTC	Fr	15	28	1.9

DEFENSIVE REBOUNDS	Cl	G	No.	Avg/G
1. Jeromy Rodriguez-ETSU	Jr	18	129	7.2
2. Matt Rafferty-FUR	Sr	18	121	6.7
3. Carlos Dotson-WCU	Jr	17	114	6.7
4. Robert Allen-SAM	Fr	18	109	6.1
5. Ruben Guerrero-SAM	Sr	18	95	5.3
6. Mladen Armus-ETSU	So	18	93	5.2
7. Kevin Easley-UTC	Fr	15	74	4.9
8. Garrett Gilkeson-VMI	Jr	18	88	4.9
9. Zane Najdawi-CIT	Sr	18	87	4.8
10. James Dickey-UNCG	Jr	16	77	4.8
11. Cameron Jackson-WOF	Sr	18	86	4.8
12. Keve Aluma-WOF	So	18	82	4.6
13. Onno Steger-WCU	Jr	18	81	4.5
Lew Stallworth-CIT	Sr	18	81	4.5
15. Ramon Vila-UTC	So	17	74	4.4

MINUTES PLAYED	Cl	G	No.	Avg/G
1. Josh Sharkey-SAM	Jr	18	659	36.6
2. Matt Halvorsen-WCU	So	18	645	35.8
3. Ross Cummings-MER	So	18	641	35.6
4. Lew Stallworth-CIT	Sr	18	635	35.3
5. Bubba Parham-VMI	So	18	621	34.5
6. Garrett Gilkeson-VMI	Jr	18	608	33.8
7. Ethan Stair-MER	Jr	18	606	33.7
8. Matt Rafferty-FUR	Sr	18	604	33.6
9. Alex Hunter-FUR	So	18	597	33.2
10. Brandon Austin-SAM	Jr	18	594	33.0

2018-19 Southern Conference
Conference Team Highs
Final (Conference games only)

TEAM HIGHS (highest totals made by)

Points	112	Wofford vs The Citadel (01/03/19)
	107	Wofford vs Samford (01/24/19)
	106	Samford at Wofford (01/24/19)
	105	Western Carolina at Chattanooga (01/31/19)
	103	Western Carolina vs The Citadel (02/16/19)
Margin	38 (99-61)	Wofford at The Citadel (02/02/19)
	34 (96-62)	Furman vs VMI (02/16/19)
	32 (89-57)	Furman at VMI (01/10/19)
	31 (112-81)	Wofford vs The Citadel (01/03/19)
	30 (91-61)	Furman vs ETSU (02/09/19)
	30 (80-50)	Wofford vs UNC Greensboro (02/16/19)
Field goals made	43	Wofford vs The Citadel (01/03/19)
	41	Wofford vs Samford (01/24/19)
	40	ETSU at The Citadel (01/10/19)
	38	Samford at Wofford (01/24/19)
	37	Furman vs The Citadel (01/05/19)
	37	ETSU at VMI (02/21/19)
Field goal attempts	80	Western Carolina at Furman (12/01/18)
	79	Furman vs The Citadel (01/05/19)
	79	The Citadel vs Western Carolina (01/12/19)
	78	VMI vs Samford (02/09/19)
	75	The Citadel vs ETSU (01/10/19)
Field goal percentage	.672 (43-64)	Wofford vs The Citadel (01/03/19)
	.667 (38-57)	Samford at Wofford (01/24/19)
	.640 (32-50)	Furman vs ETSU (02/09/19)
	.617 (37-60)	ETSU at VMI (02/21/19)
	.610 (36-59)	ETSU vs Chattanooga (01/05/19)
3-Pt FG made	22	The Citadel vs UNC Greensboro (02/28/19)
	20	Wofford at The Citadel (02/02/19)
	19	Western Carolina vs The Citadel (02/16/19)
	17	The Citadel at Samford (01/17/19)
	17	Wofford vs Samford (01/24/19)
	17	The Citadel at ETSU (02/14/19)
3-Pt FG attempts	47	The Citadel vs Samford (02/23/19)
	46	The Citadel at Samford (01/17/19)
	43	The Citadel at Furman (01/05/19)
	43	The Citadel vs Western Carolina (01/12/19)
	42	VMI vs Samford (02/09/19)
	42	The Citadel vs UNC Greensboro (02/28/19)
3-Pt percentage	.733 (11-15)	Samford at Wofford (01/24/19)
	.667 (12-18)	Furman vs ETSU (02/09/19)
	.647 (11-17)	Mercer at VMI (02/28/19)
	.633 (19-30)	Western Carolina vs The Citadel (02/16/19)
	.606 (20-33)	Wofford at The Citadel (02/02/19)
Free throws made	29	Mercer at UNC Greensboro (01/26/19)
	27	UNC Greensboro at Samford (12/22/18)
	27	Mercer at Samford (01/19/19)
	27	ETSU vs Mercer (02/16/19)
	25	VMI at The Citadel (01/26/19)
	25	Western Carolina at Chattanooga (01/31/19)
Free throw attempts	36	UNC Greensboro at Samford (12/22/18)
	35	Mercer at Samford (01/19/19)
	35	ETSU vs Mercer (02/16/19)
	33	Mercer at UNC Greensboro (01/26/19)
	33	UNC Greensboro vs Western Carolina (02/21/19)

Free throw percentage	.958	(23-24)	Furman at Samford (02/28/19)
	.950	(19-20)	Samford at Wofford (01/24/19)
	.941	(16-17)	Furman at VMI (01/10/19)
	.923	(12-13)	ETSU at Chattanooga (02/02/19)
	.917	(11-12)	ETSU at Mercer (01/12/19)
Rebounds	53		Furman vs Western Carolina (12/01/18)
	53		Furman vs The Citadel (01/05/19)
	50		ETSU at The Citadel (01/10/19)
	50		Western Carolina at The Citadel (01/12/19)
	50		ETSU at Mercer (01/12/19)
Assists	24		Wofford vs The Citadel (01/03/19)
	24		ETSU at The Citadel (01/10/19)
	23		Wofford at The Citadel (02/02/19)
	22		ETSU vs Chattanooga (01/05/19)
	22		Wofford vs Samford (01/24/19)
Steals	22		The Citadel vs UNC Greensboro (02/28/19)
	15		The Citadel vs Western Carolina (01/12/19)
	14		UNC Greensboro vs Mercer (01/26/19)
	14		UNC Greensboro at Mercer (03/02/19)
	13		UNC Greensboro vs Samford (02/07/19)
Blocked shots	13		Furman vs UNC Greensboro (02/14/19)
	11		The Citadel vs Samford (02/23/19)
	10		Furman vs UNC Greensboro (02/14/19)
	9		UNC Greensboro vs Mercer (01/26/19)
	9		Samford vs ETSU (01/31/19)
Turnovers	9		Furman vs VMI (02/16/19)
	29		Western Carolina at The Citadel (01/12/19)
	24		Mercer at UNC Greensboro (01/26/19)
	22		VMI vs Wofford (01/12/19)
	22		Samford at UNC Greensboro (02/07/19)
Fouls	22		Western Carolina vs Furman (02/07/19)
	22		Chattanooga vs UNC Greensboro (02/09/19)
	26		Western Carolina at The Citadel (01/12/19)
	26		Chattanooga vs Western Carolina (01/31/19)
	26		Mercer at ETSU (02/16/19)
	25		UNC Greensboro vs Chattanooga (12/29/18)
	25		Samford vs Mercer (01/19/19)
25		UNC Greensboro vs Mercer (01/26/19)	
25		The Citadel at Western Carolina (02/16/19)	

2018-19 Southern Conference
Conference Individual Highs
Final (Conference games only)

INDIVIDUAL PLAYER GAME HIGHS

Points	38		Bubba Parham (VMI) at Western Carolina (02/23/19)
	37		Lew Stallworth (The Citadel) at Western Carolina (02/16/19)
	37		Ross Cummings (Mercer) vs Chattanooga (02/23/19)
	36		Ross Cummings (Mercer) vs Western Carolina (01/10/19)
	36		Fletcher Magee (Wofford) at Samford (03/02/19)
Field goals made	13		Lew Stallworth (The Citadel) at Western Carolina (02/16/19)
	13		Bubba Parham (VMI) at Western Carolina (02/23/19)
	13		Fletcher Magee (Wofford) at Samford (03/02/19)
	12		Carlos Dotson (Western Carolina) at Furman (12/01/18)
	12		Ross Cummings (Mercer) vs Western Carolina (01/10/19)
	12		Lew Stallworth (The Citadel) vs Western Carolina (01/12/19)
	12		Patrick Good (ETSU) at Western Carolina (01/26/19)
	12		Marcus Thomas (Western Carolina) at Chattanooga (01/31/19)
	12		Ross Cummings (Mercer) vs Chattanooga (02/23/19)
	Field goal attempts	27	
26			Jordan Lyons (Furman) vs Western Carolina (12/01/18)
26			Bubba Parham (VMI) at Western Carolina (02/23/19)
24			Fletcher Magee (Wofford) vs Samford (01/24/19)
22			Ross Cummings (Mercer) vs Chattanooga (02/23/19)
Field goal percentage	.833	(10-12)	Jeromy Rodriguez (ETSU) at Furman (02/09/19)
	.818	(9-11)	Myron Gordon (Samford) vs Western Carolina (02/02/19)
	.800	(8-10)	Isaiah Miller (UNC Greensboro) at Samford (12/22/18)
	.800	(8-10)	Jeromy Rodriguez (ETSU) vs Furman (12/29/18)
	.800	(8-10)	Ramon Vila (Chattanooga) vs Samford (01/12/19)
	.800	(8-10)	Carlos Dotson (Western Carolina) vs UNC Greensboro (01/17/19)
	.800	(8-10)	Ruben Guerrero (Samford) at Wofford (01/24/19)
3-Pt FG made	11		Patrick Good (ETSU) at Western Carolina (01/26/19)
	10		Connor Kern (The Citadel) vs UNC Greensboro (02/28/19)
	8		Matt Frierson (The Citadel) at Samford (01/17/19)
	8		Fletcher Magee (Wofford) vs Western Carolina (02/09/19)
	8		Jerry Johnson Jr. (Chattanooga) at Samford (02/16/19)
	8		Ross Cummings (Mercer) vs Chattanooga (02/23/19)
	8		Fletcher Magee (Wofford) at Samford (03/02/19)
	8		Fletcher Magee (Wofford) at Samford (03/02/19)
3-Pt FG attempts	19		Fletcher Magee (Wofford) vs Samford (01/24/19)
	17		Jordan Lyons (Furman) vs Western Carolina (12/01/18)
	17		Patrick Good (ETSU) at Western Carolina (01/26/19)
	15		Matt Frierson (The Citadel) at Samford (01/17/19)
	15		Matt Frierson (The Citadel) at UNC Greensboro (01/24/19)
	15		Fletcher Magee (Wofford) at ETSU (02/07/19)
3-Pt percentage	1.000	(5-5)	Kevin Easley (Chattanooga) at Western Carolina (01/03/19)
	1.000	(5-5)	Andrew Brown (Furman) vs ETSU (02/09/19)
	.857	(6-7)	Marcus Thomas (Western Carolina) at Chattanooga (01/31/19)
	.833	(5-6)	Kevion Nolan (Samford) vs VMI (12/29/18)
	.833	(5-6)	Ross Cummings (Mercer) at Chattanooga (01/17/19)
	.833	(5-6)	Angelo Allegri (UNC Greensboro) at ETSU (01/19/19)
	.833	(5-6)	Kameron Gibson (Western Carolina) vs ETSU (01/26/19)
	.833	(5-6)	Lew Stallworth (The Citadel) vs Samford (02/23/19)
	.833	(5-6)	Lew Stallworth (The Citadel) at VMI (03/02/19)
Free throws made	17		Francis Alonso (UNC Greensboro) at Samford (12/22/18)
	14		Onno Steger (Western Carolina) at Chattanooga (01/31/19)
	12		Ross Cummings (Mercer) at Samford (01/19/19)
	11		Bubba Parham (VMI) at The Citadel (01/26/19)
	11		Donovann Toatley (Chattanooga) vs Western Carolina (01/31/19)
	11		Francis Alonso (UNC Greensboro) vs Western Carolina (02/21/19)

Free throw attempts	21	Francis Alonso (UNC Greensboro) at Samford (12/22/18)
	16	Bo Hodges (ETSU) vs Western Carolina (03/02/19)
	15	Onno Steger (Western Carolina) at Chattanooga (01/31/19)
	14	Cameron Jackson (Wofford) vs Western Carolina (02/09/19)
	13	Lew Stallworth (The Citadel) at Mercer (02/09/19)
	13	Francis Alonso (UNC Greensboro) vs Western Carolina (02/21/19)
Free throw percentage	1.000 (12-12)	Ross Cummings (Mercer) at Samford (01/19/19)
	1.000 (10-10)	Matt Rafferty (Furman) at UNC Greensboro (01/12/19)
	1.000 (9-9)	Lew Stallworth (The Citadel) at Western Carolina (02/16/19)
	1.000 (9-9)	Bubba Parham (VMI) vs Mercer (02/28/19)
	1.000 (8-8)	Matt Halvorsen (Western Carolina) vs Chattanooga (01/03/19)
	1.000 (8-8)	Ross Cummings (Mercer) at UNC Greensboro (01/26/19)
Rebounds	1.000 (8-8)	Fletcher Magee (Wofford) at The Citadel (02/02/19)
	19	Jeromy Rodriguez (ETSU) vs Samford (01/03/19)
	18	Jeromy Rodriguez (ETSU) at Mercer (01/12/19)
	18	Robert Allen (Samford) at The Citadel (02/23/19)
	17	Mladen Armus (ETSU) vs Samford (01/03/19)
	17	Jeromy Rodriguez (ETSU) vs Wofford (02/07/19)
Assists	17	Jeromy Rodriguez (ETSU) at UNC Greensboro (02/24/19)
	16	Josh Sharkey (Samford) at Wofford (01/24/19)
	14	Josh Sharkey (Samford) at ETSU (01/03/19)
	12	Josh Sharkey (Samford) at Furman (01/26/19)
	12	Josh Sharkey (Samford) vs Western Carolina (02/02/19)
Steals	12	Lew Stallworth (The Citadel) vs UNC Greensboro (02/28/19)
	7	Matt Rafferty (Furman) at VMI (01/10/19)
	6	Josh Sharkey (Samford) vs UNC Greensboro (12/22/18)
	6	Isaiah Miller (UNC Greensboro) vs Chattanooga (12/29/18)
	6	Isaiah Miller (UNC Greensboro) at ETSU (01/19/19)
	6	Matt Rafferty (Furman) vs Chattanooga (01/24/19)
Blocked shots	6	Isaiah Miller (UNC Greensboro) vs Western Carolina (02/21/19)
	8	Ruben Guerrero (Samford) vs ETSU (01/31/19)
	7	Zane Najdawi (The Citadel) vs Samford (02/23/19)
	5	Noah Gurley (Furman) vs UNC Greensboro (02/14/19)
	5	Robert Allen (Samford) vs Furman (02/28/19)
	4	Matt Rafferty (Furman) vs Western Carolina (12/01/18)
	4	Ruben Guerrero (Samford) vs VMI (12/29/18)
	4	James Dickey (UNC Greensboro) vs Furman (01/12/19)
	4	James Dickey (UNC Greensboro) at ETSU (01/19/19)
	4	Fardaws Aimaq (Mercer) at Samford (01/19/19)
	4	Clay Mounce (Furman) vs UNC Greensboro (02/14/19)
	4	James Dickey (UNC Greensboro) at Furman (02/14/19)
	4	Victor Bafutto (Mercer) at ETSU (02/16/19)
	4	Lucas N'Guessan (ETSU) vs Mercer (02/16/19)
	4	Victor Bafutto (Mercer) vs UNC Greensboro (03/02/19)
Turnovers	4	James Dickey (UNC Greensboro) at Mercer (03/02/19)
	11	Josh Sharkey (Samford) at UNC Greensboro (02/07/19)
	8	Josh Sharkey (Samford) at ETSU (01/03/19)
	8	Josh Sharkey (Samford) at Wofford (01/24/19)
	8	Zane Najdawi (The Citadel) vs Furman (01/31/19)
	8	Josh Sharkey (Samford) vs ETSU (01/31/19)