

# 2018-2019

# Southern Conference Men's Basketball



#SoConHoops

702 North Pine Street, Spartanburg, SC 29303 • 864-591-5100 • Fax: 864-591-3448

Phil Perry, Assistant Commissioner for Media Relations (MBK contact)

facebook.com/SouthernConference • twitter.com/SoConSports • instagram.com/SouthernConference

## 2018-19 SOUTHERN CONFERENCE BASKETBALL STANDINGS

	Conference					Overall					
	W-L	Pct.	H	A	ST	W-L	Pct.	H	A	N	ST
19/19 Wofford	18-0	1.000	9-0	9-0	W18	29-4	.879	15-1	11-3	3-0	W20
UNCG	15-3	.833	8-1	7-2	W4	28-6	.824	14-1	11-4	3-1	L1
Furman	13-5	.722	7-2	6-3	W2	25-7	.781	13-2	11-4	1-1	L1
ETSU	13-5	.722	7-2	6-3	W1	24-9	.727	13-2	9-6	2-1	L1
Chattanooga	7-11	.389	4-5	3-6	L3	12-20	.375	8-6	4-11	0-3	L4
Samford	6-12	.333	4-5	2-7	L4	17-16	.515	11-6	5-9	1-1	L1
Mercer	6-12	.333	4-5	2-7	L2	11-20	.355	9-6	2-12	0-2	L3
The Citadel	4-14	.222	3-6	1-8	L2	12-18	.400	8-7	4-10	0-1	L3
VMI	4-14	.222	3-6	1-8	W3	11-21	.344	8-7	2-13	1-1	L1
Western Carolina	4-14	.222	2-7	2-7	L3	7-25	.219	4-8	3-14	0-3	L4

Rankings are listed Associated Press/Coaches

## CONFERENCE NEWS AND NOTES

- With four teams – ETSU, Furman, UNC Greensboro and Wofford – continuing their seasons, the Southern Conference has multiple teams in postseason play for the 11th consecutive year. This year marks the ninth in the last 11 seasons with at least three SoCon teams in postseason play and the sixth time in that span with at least four.
- Wofford is ranked No. 19 in both the Associated Press and USA Today Coaches polls and has won 20 consecutive contests entering NCAA tournament play.
- The Terriers went 18-0 in SoCon contests this season, completing the first undefeated run through the league since Davidson went 20-0 in 2007-08 behind future NBA star Stephen Curry.
- Wofford downed VMI, ETSU and UNCG to win the Ingles Southern Conference Basketball Championship presented by General Shale. The title was its fifth in the last 10 seasons and first since 2015.
- The Terriers earned the No. 7 seed in the NCAA Championship's Midwest Region and will face No. 10 seed Seton Hall in Jacksonville, Florida. Wofford's No. 7 seed is its best ever and just the fourth single-digit seed in SoCon history. Appalachian State was a No. 6 seed in the 40-team field in 1979, followed by Chattanooga earning a No. 9 seed in the 1983 championship. College of Charleston was a No. 8 seed in 1999.
- Seton Hall went 20-13 overall and 9-9 in Big East Conference play to finish third. The Pirates fell 74-72 in the Big East tournament title game to Villanova, the No. 1 seed and defending national champion.
- Wofford will be playing in the NCAA tournament in Jacksonville for the third time. In 2010, 13th-seeded Wofford fell 53-49 to Wisconsin, while in 2015, the No. 12 seed Terriers dropped a 56-53 decision to Arkansas.
- Wofford's postseason appearance will be its sixth at the Division I level.
- The SoCon is 31-76 all-time (.290) in NCAA tournament

play, with the league's last win coming in Davidson's run to the Elite 8 in 2008. The Wildcats beat Gonzaga, Georgetown and Wisconsin before falling by two points to No. 1 seed and eventual national champion Kansas in the regional final.

• The SoCon placed two teams in the postseason NIT for the first time in league history. UNCG and Furman both earned at-large bids and home games, with the Spartans claiming the No. 1 overall seed and Furman a No. 3 seed. UNCG is in the NIT for the second time in three seasons and third time overall, while the Paladins are in the NIT for the first time since 1991 and the second time overall.

• SoCon teams are 10-21 (.323) in postseason NIT action all-time. College of Charleston earned the league's last NIT win in 2011, when the Cougars topped Dayton and Cleveland State before falling to Wichita State in the quarterfinals.

• UNCG, which played in the SoCon tournament title game for the third straight season, will host No. 8 seed Campbell on Tuesday. The Camels boast the nation's leading scorer in All-American Chris Clemons (30 points per game) and shared the Big South regular-season title at 20-12 overall and 12-4 in the league.

• On Wednesday, Furman welcomes No. 6 seed Wichita State, which went 19-14 overall and 10-8 in the American Athletic Conference, finishing sixth. The Shockers fell to eventual champion Cincinnati in the semifinals of the AAC tournament.

• ETSU is in the CollegenInsider.com Postseason Tournament for the third time and the first since 2014. The Bucs will host Green Bay on Wednesday. The Phoenix are 17-16 overall and went 10-8 in the Horizon League, tying for fourth in the regular-season standings. Green Bay fell to No. 1 seed Wright State in the semifinals of the Horizon League tournament.

• SoCon teams are 6-11 (.353) in the CIT since 2009, when The Citadel competed in the inaugural tournament.

## POSTSEASON SCHEDULE

Tuesday, March 19

**National Invitation Tournament (campus sites)**

#8 Campbell at #1 UNC Greensboro, 7 p.m. ESPN3

Wednesday, March 20

**National Invitation Tournament (campus sites)**

#6 Wichita State at #3 Furman, 7 p.m. ESPN3

**CollegenInsider.com Postseason Tournament (campus sites)**

Green Bay at ETSU, 7 p.m. WatchCIT.com

Thursday, March 21

**NCAA Championship first round (Jacksonville, Fla.)**

#10 Seton Hall vs. #7 Wofford, 9:40 p.m. CBS

## SoCON CHAMPIONSHIP RECAP

**ASHEVILLE, N.C.** – No. 1 Wofford used a strong second half to get past upset-minded No. 2 UNCG in the Ingles Southern Conference Championship presented by General Shale on March 11. The Terriers came from behind for a 70-58 win.

The Spartans led by as many as nine early and were ahead through the game's first 28 minutes. Nathan Hoover's three free throws with 12:37 left gave the Terriers their first lead, 40-39.

It was nip-and-tuck for the next seven minutes. UNCG went up five, 55-50, on Angelo Allegri's drive in the lane with 5:41 to play. But it was all Wofford from there.

It closed the game on a 20-3 run. The Spartans were limited to 1-for-5 over nearly six minutes and 1-for-4 from the free-throw line over that spurt. Hoover was instrumental, scoring nine of his 20 points in that crucial ending.

Hoover and Fletcher Magee each tallied 20 for the winners. Cameron Jackson added 15 points, seven rebounds and five assists. Francis Alonso led all scorers with 21 for UNCG. Isaiah Miller chipped in 19.

**Friday, March 8 (ESPN+)**

Game 1 - (8) VMI 96, (9) Western Carolina 83  
Game 2 - (7) Samford 100, (10) The Citadel 71

**Saturday, March 9 (ESPN+/Nexstar)**

Game 3 - (1) Wofford 99, (8) VMI 72  
Game 4 - (4) ETSU 68, (5) Chattanooga 64  
Game 5 - (2) UNC Greensboro 77, (7) Samford 70  
Game 6 - (3) Furman 85, (6) Mercer 74

**Sunday, March 10 (ESPN+/Nexstar)**

Game 7 - (1) Wofford 81, (4) ETSU 72  
Game 8 - (2) UNC Greensboro 66, (3) Furman 62

**Monday, March 11 (ESPN)**

Game 9 - (1) Wofford 70, (2) UNC Greensboro 58

# 2019 Ingles Southern Conference Men's Basketball Championship

presented by General Shale

March 8-11 • U.S. Cellular Center • Asheville, N.C.

FRIDAY  
MARCH 8

SATURDAY  
MARCH 9

SUNDAY  
MARCH 10

MONDAY  
MARCH 11



PRESENTED BY: **General Shale**

No. 8 VMI

Session 1, Game 1  
March 8, 5 p.m.  
**ESPN+**  
No. 9 Western Carolina

No. 8 VMI, 96-83

Session 2, Game 3  
March 9, 12 p.m.  
**ESPN+** **Nexstar**  
No. 1 Wofford

No. 4 ETSU

Session 2, Game 4  
March 9, 2:30 p.m.  
**ESPN+** **Nexstar**  
No. 5 Chattanooga

No. 1 Wofford, 99-72

Session 4, Game 7  
March 10, 4 p.m.

**ESPN+** **Nexstar**  
No. 4 ETSU, 68-64

No. 1 Wofford, 81-72

CHAMPIONSHIP GAME  
Session 5, Game 9  
March 11, 7 p.m.



No. 1 Wofford, 70-58

No. 7 Samford

Session 1, Game 2  
March 8, 7:30 p.m.  
**ESPN+**  
No. 10 The Citadel

No. 7 Samford, 100-71

Session 3, Game 5  
March 9, 6 p.m.  
**ESPN+** **Nexstar**  
No. 2 UNCG

No. 3 Furman

Session 3, Game 6  
March 9, 8:30 p.m.  
**ESPN+** **Nexstar**  
No. 6 Mercer

No. 2 UNCG, 77-70

Session 4, Game 8  
March 10, 6:30 p.m.

**ESPN+** **Nexstar**  
No. 3 Furman, 85-74

No. 2 UNCG, 66-62

**Most Outstanding Player**  
Fletcher Magee, Wofford

**Pinnacle Award**  
(highest GPA on championship-winning team)  
Storm Murphy, Wofford

**All-Tournament First Team**  
Francis Alonso, UNCG  
Isaiah Miller, UNCG  
Nathan Hoover, Wofford  
Cameron Jackson, Wofford  
Fletcher Magee, Wofford

**All-Tournament Second Team**  
Tray Boyd III, ETSU  
Jordan Lyons, Furman  
Matt Rafferty, Furman  
James Dickey, UNCG  
Bubba Parham, VMI

# SOUTHERN CONFERENCE HONORS

## Coaches

**Player of the Year**  
Fletcher Magee, Wofford

**Freshman of the Year**  
Kevin Easley, Chattanooga

**Defensive Player of the Year**  
Isaiah Miller, UNCG

**Coach of the Year**  
Mike Young, Wofford

**First team**  
Matt Rafferty, Furman  
Francis Alonso, UNCG  
Isaiah Miller, UNCG  
Cameron Jackson, Wofford  
Fletcher Magee, Wofford

**Second team**  
Lew Stallworth, The Citadel  
Jeremy Rodriguez, ETSU  
Ross Cummings, Mercer  
Josh Sharkey, Samford  
Bubba Parham, VMI

**Third team**  
Patrick Good, ETSU  
Bo Hodges, ETSU  
Jordan Lyons, Furman  
Kevin Easley, Chattanooga  
Carlos Dotson, Western Carolina

**All-freshman team**  
Daivien Williamson, ETSU  
Noah Gurley, Furman  
Robert Allen, Samford  
Kevin Easley, Chattanooga  
Kameron Gibson, Western Carolina

## Media

**Malcolm U. Pitt**  
**Player of the Year**  
Fletcher Magee, Wofford

**Freshman of the Year**  
Kevin Easley, Chattanooga

**Anton Foy Coach of the Year**  
Mike Young, Wofford

**First team**  
Jeremy Rodriguez, ETSU  
Matt Rafferty, Furman  
Francis Alonso, UNCG  
Cameron Jackson, Wofford  
Fletcher Magee, Wofford

**Second team**  
Lew Stallworth, The Citadel  
Ross Cummings, Mercer  
Isaiah Miller, UNCG  
Josh Sharkey, Samford  
Bubba Parham, VMI

**Third team**  
Zane Najdawi, The Citadel  
Bo Hodges, ETSU  
Jordan Lyons, Furman  
James Dickey, UNCG  
Carlos Dotson, Western Carolina

**All-freshman team**  
Daivien Williamson, ETSU  
Noah Gurley, Furman  
Robert Allen, Samford  
Kevin Easley, Chattanooga  
Kameron Gibson, Western Carolina



**Player of the Year**  
Fletcher Magee, Wofford



**Freshman of the Year**  
Kevin Easley, Chattanooga



**Defensive Player of the Year**  
Isaiah Miller, UNCG



**Coach of the Year**  
Mike Young, Wofford

## SoCON PLAYERS OF THE WEEK

Nov. 13..... Josh Sharkey, Jr., G, SAM  
Nov. 20..... Jordan Lyons, Jr., G, FUR  
Nov. 27..... Lew Stallworth, Gr., G, CIT  
Dec. 4..... Lew Stallworth, Gr., G, CIT  
Dec. 11..... Jeremy Rodriguez, R-Jr., F, ETSU  
Dec. 18..... Matt Rafferty, Sr., F, FUR  
Dec. 24..... Francis Alonso, Sr., G, UNCG  
Dec. 31..... Jeremy Rodriguez, R-Jr., F, ETSU  
Jan. 8..... Matt Rafferty, Sr., F, FUR  
Jan. 15..... Ross Cummings, Jr., G, MER  
Jan. 22..... Kevin Easley, Fr., F, UTC  
Jan. 29..... Patrick Good, R-So., G, ETSU  
Feb. 5..... Onno Steger, Jr., F, WCU  
Feb. 12..... Fletcher Magee, Sr., G, WOF  
Feb. 19..... Matt Rafferty, Sr., F, FUR  
Feb. 26..... Ross Cummings, Jr., G, MER  
March 3..... Fletcher Magee, Sr., G, WOF

## SoCON PLAYERS OF THE MONTH

November..... Matt Rafferty, Sr., F, FUR  
December..... Cameron Jackson, Sr., F, WOF  
January..... Fletcher Magee, Sr., G, WOF  
February..... Fletcher Magee, Sr., G, WOF

## SoCON STUDENT-ATHLETE OF THE WEEK

Jan. 2..... Zane Najdawi, Sr., F, CIT  
Jan. 9..... Mladen Armus, So., F, ETSU  
Feb. 6..... Onno Steger, Jr., F, WCU

## Preseason predictions

Defending regular-season and tournament champion UNCG was the preseason pick to win the league in 2018-19 among the league's 10 head coaches and media. Wofford's Fletcher Magee was the coaches' selection for preseason player of the year.

**Preseason Player of the Year**  
Fletcher Magee, Sr., G, Wofford

### Preseason All-Southern Conference Team

Zane Najdawi, Sr., F, The Citadel  
Tray Boyd III, Jr., G, ETSU  
Bo Hodges, So., G/F, ETSU  
Jeremy Rodriguez, R-Jr., F, ETSU  
Matt Rafferty, Sr., F, Furman  
Ross Cummings, Jr., G, Mercer  
Francis Alonso, Sr., G, UNCG  
James Dickey, Jr., F, UNCG  
Bubba Parham, So., G, VMI  
Cameron Jackson, Sr., F, Wofford  
Fletcher Magee, Sr., G, Wofford

### Coaches poll

Team (1st-place votes).....	Total
1. UNCG (6).....	78
2. Wofford (4).....	74
3. ETSU.....	67
4. Furman.....	57
5. Mercer.....	48
6. The Citadel.....	38
7. Chattanooga.....	30
8. Samford.....	26
9. Western Carolina.....	20
10. VMI.....	12

### Media poll

Team (1st-place votes).....	Total
1. UNCG (16).....	231
2. Wofford (6).....	214
3. ETSU (2).....	198
4. Furman.....	169
5. Mercer.....	136
6. Chattanooga.....	103
7. The Citadel.....	96
8. Samford.....	69
9. Western Carolina.....	59
10. VMI.....	45

## CONFERENCE NEWS AND NOTES

• The SoCon has four teams with at least 20 wins for the third straight season. Wofford's 29 wins, UNCG's 28 and Furman's 25 are all school records. ETSU is the first SoCon team to post four consecutive 20-win seasons since Davidson turned in five straight from 2004-09 and its 100 wins in the last four seasons are a school record over a four-year span.

• This is the first year in the history of the conference that two squads have reached 28 wins in the same season.

• Wofford is the SoCon's first 29-game winner since Chattanooga went 29-6 in 2015-16. The Terriers are vying to become the league's first 30-game winner since NC State went 30-7 in 1950-51 and just the third ever (North Carolina, 1945-46).

• Before this year, the SoCon had never had four teams with at least 24 wins in a season. In fact, it had never had a season in which even three teams had at least 24 wins. There have been only 10 seasons in league history with at least two 24-win teams (including this one), and it's now happened in each of the last four. The others are: 1948-49, 1951-52, 1983-84, 2006-07, 2008-09 and 2009-10.

• SoCon teams combined to go 77-47 (.621) in non-conference play this season, including a 54-47 (.535) mark against Division I opponents and a 53-25 (.679) record against non-Power 5 opponents.

• The honors have been rolling in for league coaches this postseason. Wofford's Mike Young was named the Sporting News Coach of the Year and has been named a finalist for the Jim Phelan National Coach of the Year, the Hugh Durham Award (top mid-major coach), the Skip Prosser Man of the Year award and the Henry Iba Award (USBWA national coach of the year). Young, the USBWA District III Coach of the Year, has also been named a semifinalist for the Werner Ladder Naismith Men's College Coach of the Year award.

• ETSU's Steve Forbes, Furman's Bob Richey and UNC Greensboro's Wes Miller have also been named finalists for the Hugh Durham Award, while Forbes joined Young among the finalists for the Skip Prosser Man of the Year Award.

• UNCG's Miller has 140 career wins to his credit, putting him 23rd in SoCon history. Wofford's Young is second in league history with 298 and needs just two more to become just the second SoCon coach with 300 wins.

• ETSU's Forbes has posted an average of 25.0 wins per season at the helm for the Bucs, ranking him third in SoCon history.

• Wofford senior guard Fletcher Magee earned All-

District III honors from the USBWA.

• Magee, the SoCon Player of the Year and tournament Most Outstanding Player, enters the NCAA tournament needing just two to match and three to pass the NCAA Division I record for career 3-pointers. Magee has hit 502 in his career and is second in DI history behind Oakland's Travis Bader, who hit 504 from 2010-14. Magee's 151 this season are fifth-most in a season in DI history.

• Magee currently has 2,484 career points to his credit and moved into fifth place in SoCon history with 20 points in the league tournament's title game.

• The SoCon features three players averaging 20 points per game in VMI's Bubba Parham (21.4), Wofford's Magee (20.5) and The Citadel's Lew Stallworth (20.2). The league hasn't seen multiple players average 20 points in the same season since 2010-11, when College of Charleston's Andrew Goude-lock (23.7), Appalachian State's Donald Sims (21.0) and Wofford's Noah Dahlman (20.1) did so.

• Magee is vying to lead the league in scoring for a second straight season, a feat last accomplished by VMI's QJ Peterson in 2015-16 and 2016-17. Should Parham lead the league, it would mark the third time in four years that a Keydet has.

• ETSU redshirt junior forward Jeromy Rodriguez is in position to be the first SoCon player to average a double-double for the season since UNCG's Ben Stywall averaged 14.3 points and 10.4 rebounds per game in 2009-10. Rodriguez is averaging 11.2 points and 10.9 rebounds per game.

• Isaiah Miller is UNCG's second straight SoCon Defensive Player of the Year, as teammate James Dickey earned the honor last season, becoming the first Spartan to do so. Miller has a school-record 101 steals on the season and is just the second player in league history to record more than 100 in a season. He is eight back of SoCon record-holder Keith Jennings of ETSU, who had 109 in 1990-91.

• Furman's do-everything forward Matt Rafferty is the only active player in the SoCon with more than 1,000 career points (1,313) and 800 career rebounds (843). Rafferty is in the top five in the league this season in scoring, rebounding, assists, steals and blocked shots and leads the SoCon with a 61.7 field-goal percentage.

• As a team, The Citadel hit 370 3-pointers this season, the third-most in a season in SoCon history. Wofford has hit 364, which is fourth in a season.

• Wofford's 3-point field-goal percentage of 41.6 is second in Division I this season and would rank as the fifth-best in a season in SoCon history.

## SoCon 3-POINT PROWESS

• Five league players have hit at least 10 3-pointers in a game this season, highlighted by Furman's Jordan Lyons matching the SoCon and NCAA Division I records with 15 against North Greenville on Nov. 13. ETSU's Patrick Good hit a school-record 11 at Western Carolina on Jan. 26. The Citadel's Matt Frierson hit a school-record 10 in a win over Johnson University on Nov. 14 and VMI's Bubba Parham hit a school-record 10 in a loss at No. 10 Kentucky on Nov. 18. The Keydets hit 19 3s in the contest, the most ever against Kentucky and a Rupp Arena record. On Feb. 28, Conner Kern hit 22 3-pointers to match Frierson for The Citadel's school record and set a school record against a DI opponent.

• The Citadel has hit 23 3-pointers twice this season, falling one shy of the SoCon record both times. The Bulldogs set their school record with 23 against Mid-Atlantic Christian on Nov. 12 and matched it against High Point on Nov. 27. The Citadel also hit 22 against UNCG on Feb. 28, tied for the fourth-most in a game in league history.

• Furman matched its school record with 21 3-pointers against North Greenville on Nov. 13.

• Western Carolina hit 19 3-pointers in its 103-82 win over The Citadel on Feb. 16, falling one shy of the school record. Onno Steger and Matt Halvorsen hit six each.

• The Citadel is second in NCAA Division I with 12.3 made 3-pointers per game this season.

• Wofford is second in DI in 3-point field-goal percentage at 41.6 percent.

• Wofford's Fletcher Magee is eighth in SoCon history with a career 3-point percentage of 43.8 (see chart on page 9).

• Magee (502, first), UNCG's Francis Alonso (387, fourth) and The Citadel's Frierson (324, sixth) are all in the top 10 in career 3-pointers in SoCon history. For more info, see the chart on page 8.

• Two active SoCon student-athletes have current streaks of at least 10 games with a made 3-pointer, led by Wofford's Magee's current 24-game run. Magee (60), UNCG's Alonso (56) and The Citadel's Frierson (52) have all had streaks of 50-plus games end this season.

### Consecutive games with a 3-pointer

Player, school	'18-19	'17-18	'16-17	Total
Fletcher Magee, WOF, Sr.	24	x	x	24
Nathan Hoover, WOF, Jr.	19	x	x	19

• Magee now has two of the top three seasons in SoCon history and two of the top six in DI history in made 3-pointers, as his current total of 151 is second in a season in SoCon history and fifth in a season in DI history, pushing his total of 148 from last season down one spot on each list to third and sixth, respectively.

### Single-season 3-pointers, SoCon history

162	Stephen Curry, Davidson	2007-08
<b>151</b>	<b>Fletcher Magee, Wofford</b>	<b>2018-19</b>
<b>148</b>	<b>Fletcher Magee, Wofford</b>	<b>2017-18</b>
135	Stephen McDowell, Chattanooga	2008-09
131	Andrew Goude-lock, Col. of Charleston	2010-11
130	Keith Veney, Marshall	1996-97
130	Stephen Curry, Davidson	2008-09
123	Donald Sims, Appalachian State	2009-10
122	Stephen Curry, Davidson	2006-07
118	Keddrick Mays, Chattanooga	2006-07
<b>116</b>	<b>Bubba Parham, VMI</b>	<b>2018-19</b>
<b>114</b>	<b>Matt Frierson, The Citadel</b>	<b>2017-18</b>

### Single-season 3-pointers, NCAA history

162	Stephen Curry, Davidson	2007-08
158	Darrin Fitzgerald, Butler	1986-87
155	Akeem Richmond, East Carolina	2013-14
152	Freddie Banks, UNLV	1986-87
<b>151</b>	<b>Fletcher Magee, Wofford</b>	<b>2018-19</b>
<b>148</b>	<b>Fletcher Magee, Wofford</b>	<b>2017-18</b>

## SoCon COACHING RECORDS

Coach, school	Career (yrs.)	School (yrs.)	SoCon (yrs.)
Duggar Baucom, The Citadel	233-260 (16th)	45-82 (4th)	23-67 (5th)
Steve Forbes, ETSU	256-98 (11th)	100-38 (4th)	55-17 (4th)
Bob Richey, Furman	48-18 (2nd)	Same	26-10 (2nd)
Bob Hoffman, Mercer	520-320 (25th)	209-165 (11th)	46-44 (5th)
Wes Miller, UNCG	140-116 (8th)	Same	83-56 (8th)
Scott Padgett, Samford	74-92 (5th)	Same	30-60 (5th)
Lamont Paris, Chattanooga	22-43 (2nd)	Same	10-26 (2nd)
Dan Earl, VMI	35-87 (4th)	Same	15-57 (4th)
Mark Prosser, Western Carolina	12-48 (2nd)	7-25 (1st)	4-14 (1st)
Mike Young, Wofford	298-243 (17th)	Same	175-124 (17th)

## NATIONAL/REGIONAL RECOGNITION

### Jerry West Shooting Guard of the Year Award

#### Watch list

Fletcher Magee, Wofford, Sr., G

### Lou Henson Award (top DI mid-major player)

#### Initial watch list

Matt Rafferty, Furman, Sr., F  
Francis Alonso, UNCG, Sr., G  
James Dickey, UNCG, Jr., F  
Cameron Jackson, Wofford, R-Sr., F  
Fletcher Magee, Wofford, Sr., G

#### Midseason watch list

Matt Rafferty, Furman, Sr., F  
Francis Alonso, UNCG, Sr., G  
Cameron Jackson, Wofford, R-Sr., F  
Fletcher Magee, Wofford, Sr., G

### Kareem Abdul-Jabbar Award Watch List

James Dickey, UNCG, Jr., F

### Senior CLASS Award candidate

Zane Najdawi, The Citadel, Sr., F

### Google Cloud Academic All-District

#### First team

Ruben Guerrero, Samford, R-Sr., C

### Hugh Durham Award finalists (top mid-major coach)

Steve Forbes, ETSU  
Bob Richey, Furman  
Wes Miller, UNCG  
Mike Young, Wofford

### Jim Phelan National Coach of the Year finalist

Mike Young, Wofford

### USBWA Henry Iba Award finalist (national coach of the year)

Mike Young, Wofford

### Skip Prosser Man of the Year Award finalists

Steve Forbes, ETSU  
Mike Young, Wofford

### Sporting News Coach of the Year

Mike Young, Wofford

### USBWA All-District III

Fletcher Magee, Wofford, Sr., G

### USBWA District III Coach of the Year

Mike Young, Wofford

### Werner Ladder Naismith Men's College Coach of the Year candidate

Mike Young, Wofford

### Werner Ladder Naismith Men's College Coach of the Year semifinalist

Mike Young, Wofford

### Andy Katz National Player of the Week

Jordan Lyons, Furman, Jr., G Nov. 19, 2018

### Oscar Robertson National Player of the Week

Fletcher Magee, Wofford, Sr., G March 5, 2018

## Did you know?

- Wofford's Fletcher Magee was named the SoCon player of the month for January and again for February. The awards were the fourth and fifth of Magee's career, which trails only Davidson's Stephen Curry, who earned the honor eight times from 2006-09, and matches UNCG's Kyle Hines, who was recognized five times from 2004-08. Magee is one of just nine players to have earned multiple monthly honors since the award was introduced in 2004-05.

- Western Carolina's 105 points against Chattanooga on Jan. 31 were its most against a Division I opponent since Feb. 21, 2015, when it fell 113-111 in double overtime to VMI. The 105 points were the Catamounts' most in a regulation game against a DI opponent since a 125-104 win over Marshall on Feb. 5, 1996.

- Samford went 11-for-15 from 3-point range in a 107-106 loss at Wofford on Jan. 24, with its 73.3 percent shooting from long range good for the fifth-best single-game mark in SoCon history.

- UNCG coach Wes Miller became the winningest coach in school history earlier this season, as the Spartans' 85-72 win over Chattanooga on Dec. 29 was the 125th of his career.

- Six league players joined the 1,000-point club for their careers this season. Wofford's Cameron Jackson, Furman's Matt Rafferty, The Citadel's Matt Frierson, VMI's Bubba Parham, Wofford's Nathan Hoover and Samford's Josh Sharkey all surpassed the plateau, joining Wofford's Fletcher Magee, UNCG's Francis Alonso and The Citadel's Zane Najdawi, who entered the season above 1,000 career points.

- Furman's 12-0 start to the season was the best for a SoCon team since Lefty Driesell's 1963-64 Davidson squad opened 15-0 en route to a 22-4 campaign.

- VMI sophomore guard Bubba Parham scored at least 30 points in four straight contests from Nov. 18-27, making him the first SoCon player to accomplish that feat since Davidson's Stephen Curry did so from Nov. 17-24, 2008. Parham finished the season with nine 30-point games, the most in the league in a season since Curry had 15 in 2008-09.

- Furman's Jordan Lyons' 54 points against North Greenville on Nov. 13 were the most scored by an NCAA Division I player since Jodie Meeks of Kentucky scored 54 in 2009.

## WINNING STREAKS

Wofford's current 20-game winning streak is the longest in the SoCon since Davidson matched the league record with 25 consecutive wins in 2007-08. College of Charleston set the mark in 1998-99.

### Consecutive overall wins (since 2007-08)

School	Games	Season
Davidson	25	2007-08
<b>Wofford*</b>	<b>20</b>	<b>2018-19</b>
Davidson	17	2012-13
ETSU	16	2017-18
Davidson	13	2013-14
Wofford	13	2009-10
<b>Furman</b>	<b>12</b>	<b>2018-19</b>
The Citadel	11	2008-09
Davidson	10	2008-09
Furman	10	2016-17
Chattanooga	10	2013-14

\*active streak

The Terriers completed an undefeated run through the league regular season. Wofford's 18-game winning streak in league play is the seventh longest in SoCon history.

### Consecutive conference wins (regular-season)

School	Games	Season
West Virginia	44	1956-60
Davidson	43	2007-09
North Carolina	34	1923-25
Davidson	27	1968-71
Davidson	23	1963-64
College of Charleston	19	1998-00
<b>Wofford*</b>	<b>18</b>	<b>2018-19</b>
ETSU	13	2017-18
The Citadel	11	2008-09

\*active streak

## ALL-AROUND SUCCESS

Furman senior forward Matt Rafferty is the only player in the SoCon to rank in the top 10 in scoring, rebounding, assists, steals and blocked shots, and he ranks in the top five of all five. Only three other qualified players in the league appear in the top 10 in even three of those categories, with Wofford's Cameron Jackson in four.

	Pts	Reb	Ast	St	Blk
Matt Rafferty, FUR	5th	3rd	3rd	3rd	5th
	17.2	9.1	4.3	2.5	1.1
Cameron Jackson, WOF	10th	8th	x	6th	t6th
	14.6	7.5	x	1.5	1.0
James Dickey, UNCG	x	6th	x	7th	3rd
	x	8.2	x	1.4	2.0
Josh Sharkey, SAM	7th	x	1st	2nd	x
	16.3	x	7.2	2.6	x



# COLLEGEINSIDER.COM MID-MAJOR TOP 25

School (1st-place)	PS	N12	N19	N26	D3	D10	D17	D24	D31	J7	J14	J21	J28	F4	F11	F18	F25	M4	M11
Gonzaga (31)	1	1	1	1	1	1	1	1	1	1	1	1	1	1	1	1	1	1	1
<b>Wofford</b>	<b>8</b>	<b>5</b>	<b>9</b>	<b>7</b>	<b>5</b>	<b>7</b>	<b>7</b>	<b>11</b>	<b>8</b>	<b>6</b>	<b>3</b>	<b>3</b>	<b>2</b>	<b>2</b>	<b>2</b>	<b>t2</b>	<b>2</b>	<b>2</b>	<b>2</b>
Buffalo	2	2	2	2	2	2	2	2	2	2	2	3	4	4	t2	3	3	3	3
Murray State	18	16	10	11	12	11	10	10	9	4	4	4	7	9	8	5	5	5	4
Belmont	17	10	5	3	4	4	4	4	6	8	6	11	6	5	5	4	4	4	5
UC Irvine	24	23	15	17	18	13	13	14	15	12	7	10	11	10	9	6	6	6	6
New Mexico State	-	-	-	-	25	25	18	18	14	19	17	16	15	13	10	7	7	7	7
<b>UNC Greensboro</b>	<b>20</b>	<b>19</b>	<b>13</b>	<b>5</b>	<b>6</b>	<b>5</b>	<b>5</b>	<b>5</b>	<b>4</b>	<b>3</b>	<b>10</b>	<b>7</b>	<b>5</b>	<b>3</b>	<b>3</b>	<b>12</b>	<b>8</b>	<b>8</b>	<b>8</b>
Liberty	-	-	-	-	24	24	17	22	20	17	16	12	12	16	16	10	13	13	9
Hofstra	-	-	-	-	-	-	-	23	22	13	5	5	4	6	6	8	10	10	10
Toledo	13	13	-	16	9	6	6	6	3	9	15	15	16	15	12	17	21	18	11
Vermont	-	-	-	-	-	-	-	23	-	-	23	14	14	14	13	13	15	14	12
Lipscomb	22	22	18	8	7	8	11	9	11	11	11	8	8	7	9	11	11	13	13
<b>Furman</b>	<b>-</b>	<b>20</b>	<b>6</b>	<b>4</b>	<b>3</b>	<b>3</b>	<b>3</b>	<b>3</b>	<b>5</b>	<b>5</b>	<b>12</b>	<b>19</b>	<b>-</b>	<b>24</b>	<b>14</b>	<b>11</b>	<b>12</b>	<b>12</b>	<b>14</b>
Northeastern	6	6	11	-	-	-	-	-	-	-	-	-	-	-	-	-	22	19	15
<b>ETSU</b>	<b>-</b>	<b>-</b>	<b>-</b>	<b>-</b>	<b>-</b>	<b>-</b>	<b>-</b>	<b>-</b>	<b>-</b>	<b>14</b>	<b>8</b>	<b>9</b>	<b>9</b>	<b>8</b>	<b>15</b>	<b>14</b>	<b>16</b>	<b>15</b>	<b>16</b>
South Dakota State	5	3	7	10	8	10	14	17	17	21	19	18	13	11	11	15	9	9	17
Saint Mary's	9	7	4	15	-	-	-	-	-	-	-	-	-	-	-	-	19	21	18
Georgia State	12	15	16	20	-	23	-	-	-	20	18	20	21	17	-	24	-	-	19
Sam Houston State	-	-	-	-	-	-	-	-	-	-	-	-	-	-	23	25	18	16	20
Yale	25	25	-	-	-	-	-	-	-	24	21	19	21	17	16	17	20	21	21
Montana	16	14	19	13	17	19	19	15	13	18	20	22	22	18	18	18	14	17	22
Northern Kentucky	-	-	24	-	23	-	-	-	-	-	-	-	20	-	24	-	-	-	23
Gardner-Webb	-	-	-	-	-	-	-	-	-	-	-	-	-	-	-	-	-	-	24
Abilene Christian	-	-	-	-	-	-	-	-	-	-	-	-	-	-	-	-	-	-	25
Georgia Southern	-	-	17	12	21	18	-	-	-	-	-	-	-	-	-	-	-	22	-
Texas State	-	-	-	-	-	-	20	21	21	24	22	17	18	20	20	19	20	23	-
Jacksonville State	-	-	-	-	-	-	-	-	-	-	-	25	-	-	-	-	-	24	-
Drake	-	-	-	-	-	-	-	25	24	-	-	-	-	-	-	-	-	25	-
Stony Brook	-	-	-	25	14	15	15	16	16	15	14	13	17	19	19	20	23	-	-
Bowling Green	-	-	-	-	-	-	-	-	-	-	-	-	-	23	25	22	24	-	-
San Francisco	-	-	-	21	22	17	12	8	10	7	9	6	10	12	21	21	25	-	-
Charleston	-	24	25	24	13	12	9	7	7	10	13	23	23	22	23	-	-	-	-
Princeton	-	-	-	-	-	-	-	-	-	-	-	-	-	25	-	-	-	-	-
Radford	-	-	-	-	16	21	-	-	-	-	-	-	24	-	-	-	-	-	-
UC Santa Barbara	-	-	-	-	-	-	-	-	-	25	24	25	-	-	-	-	-	-	-
Loyola Marymount	-	-	22	14	11	9	8	12	12	16	21	-	-	-	-	-	-	-	-
Kent State	-	-	-	-	-	-	20	19	22	-	-	-	-	-	-	-	-	-	-
NJIT	-	-	-	-	-	25	24	25	23	-	-	-	-	-	-	-	-	-	-
Ball State	-	-	-	-	-	-	-	-	-	25	-	-	-	-	-	-	-	-	-
Louisiana	11	12	23	23	19	16	21	19	18	-	-	-	-	-	-	-	-	-	-
Penn	23	18	21	-	-	20	16	13	23	-	-	-	-	-	-	-	-	-	-
BYU	4	4	3	6	15	14	22	-	-	-	-	-	-	-	-	-	-	-	-
San Diego	-	-	-	-	-	22	24	-	-	-	-	-	-	-	-	-	-	-	-
Loyola Chicago	3	8	8	9	10	-	-	-	-	-	-	-	-	-	-	-	-	-	-
Illinois State	14	17	14	19	20	-	-	-	-	-	-	-	-	-	-	-	-	-	-
Bradley	-	-	-	18	-	-	-	-	-	-	-	-	-	-	-	-	-	-	-
Harvard	7	11	12	22	-	-	-	-	-	-	-	-	-	-	-	-	-	-	-
Southern Illinois	10	9	20	-	-	-	-	-	-	-	-	-	-	-	-	-	-	-	-
Stephen F. Austin	19	21	-	-	-	-	-	-	-	-	-	-	-	-	-	-	-	-	-
Rider	15	-	-	-	-	-	-	-	-	-	-	-	-	-	-	-	-	-	-
Wright State	21	-	-	-	-	-	-	-	-	-	-	-	-	-	-	-	-	-	-

**Others receiving votes:** Utah Valley 41, Georgia Southern 35, Texas State 31, Charleston 23, BYU 21, Drake 19, Bradley 18, Harvard 17, Wright State 17, UC Santa Barbara 17, San Francisco 16, Kent State 14, Bowling Green 11, Jacksonville State 11, Colgate 7, Iona 6, Loyola Chicago 4, Prairie View A&M 4, San Diego 4, Norfolk State 3, Stony Brook 3, Austin Peay 1, Hawaii 1, Central Michigan 1, Omaha 1, UMBC 1.

## NET RANKINGS (AS OF MARCH 18)

The NCAA Evaluation Tool (NET) replaces the RPI this season and relies on game results, strength of schedule, game location, scoring margin, net offensive and defensive efficiency, and the quality of wins and losses to aid the NCAA in evaluating programs throughout the season. New rankings are released daily.

SoCon team	NET ranking
Wofford	13
Furman	41
UNCG	60
ETSU	72
Samford	160
Mercer	216
The Citadel	274
Chattanooga	275
Western Carolina	295
VMI	305

## THE SOCON VS. RANKED TEAMS

Furman's win at No. 8 Villanova on Nov. 17 was the SoCon's second road victory over a top-10 opponent in as many seasons, as Wofford downed then-No. 5 North Carolina in 2017. Coincidentally, Villanova and North Carolina were both defending national champions.

SoCon	Opp.	Score	Date
Furman	#8 Villanova	76-68 (OT)	11/17/18
Wofford	#5 North Carolina	79-75	12/20/17
Col. of Charleston	#21 Baylor	63-59	11/24/12
Davidson	#12 Kansas	80-74	12/19/11
Col. of Charleston	#9 North Carolina	82-79 (OT)	1/4/10
#23 Davidson	#24 Gonzaga	82-76	3/21/08
#23 Davidson	#8 Georgetown	74-70	3/23/08
#23 Davidson	#6 Wisconsin	73-56	3/28/08
Col. of Charleston	#3 North Carolina	66-64	12/5/98

## ASSOCIATED PRESS POLL NOTES

• The Southern Conference has had at least one team ranked in the Associated Press national poll in 28 of the poll's 71 years of existence.

• In eight of those seasons, multiple teams were ranked, including the 2018-19 campaign, which saw both Furman and Wofford earn the first AP rankings in school history.

• This season is first since 1959-60 – a span of 59 years – that two different SoCon teams have been ranked in the same season.

• Prior to Furman's debut in the Dec. 3 poll, the SoCon had not featured a ranked team since Davidson in 2008-09.

• Wofford's No. 19 ranking in the final AP poll of the season is the league's highest in any week since College of Charleston finished 16th in the 1998-99 season.

• Furman spent three weeks in the poll and Wofford four as the SoCon totaled its most ranked weeks in a season since ETSU appeared for 14 weeks in 1990-91.

• With the addition of Furman and Wofford this season, five of the SoCon's current 10 members have been ranked in the AP poll at some point. VMI was ranked in 1976-77, Chattanooga in 1982-83 and ETSU in 1990-91.

### Years – Team (weeks ranked)

- 1949 – NC State (5)
- 1950 – NC State (10)
- 1951 – NC State (12), West Virginia (1)
- 1952 – Duke (4), NC State (5), West Virginia (9)
- 1953 – Duke (1), North Carolina (2), NC State (14), Wake Forest (2)
- 1954 – George Washington (11)
- 1955 – George Washington (13), Richmond (3), West Virginia (2)
- 1956 – George Washington (8), West Virginia (5)
- 1957 – West Virginia (14)
- 1958 – Richmond (2), West Virginia (14)
- 1959 – West Virginia (14)
- 1960 – Virginia Tech (1), West Virginia (12)
- 1961 – West Virginia (4)
- 1962 – West Virginia (2)
- 1963 – West Virginia (6)
- 1964 – Davidson (13)
- 1965 – Davidson (12)
- 1968 – Davidson (6)
- 1969 – Davidson (15)
- 1970 – Davidson (15)
- 1977 – VMI (3)
- 1983 – Chattanooga (3)
- 1991 – ETSU (14)
- 1999 – College of Charleston (6)
- 2003 – College of Charleston (1)
- 2008 – Davidson (3)
- 2009 – Davidson (6)
- 2019 – Furman (3), Wofford (4)**

## SPECIALTY STATS LEADERS

### 50-point games

	Ovr.	SoCon
Jordan Lyons, FUR	1	0

### 40-point games

	Ovr.	SoCon
Jordan Lyons, FUR	1	0
Bubba Parham, VMI	1	0

### 30-point games

	Ovr.	SoCon
Bubba Parham, VMI	9	4
Ross Cummings, MER	4	3
Fletcher Magee, WOF	4	4
Lew Stallworth, CIT	2	2
Francis Alonso, UNCG	2	1
Matt Frierson, CIT	1	0
Connor Kern, CIT	1	1
Patrick Good, ETSU	1	1
Jordan Lyons, FUR	1	0
Kyrin Galloway, UNCG	1	0
Brandon Austin, SAM	1	1
Kameron Gibson, WCU	1	0
Onno Steger, WCU	1	1
Marcus Thomas, WCU	1	1
Nathan Hoover, WOF	1	0

### 20-point games

	Ovr.	SoCon
Fletcher Magee, WOF	19	14
Bubba Parham, VMI	17	8
Lew Stallworth, CIT	16	11
Matt Rafferty, FUR	11	8
Ross Cummings, MER	11	9
Francis Alonso, UNCG	11	4
Josh Sharkey, SAM	11	7
Jordan Lyons, FUR	9	5
Tray Boyd III, ETSU	7	2
Isaiah Miller, UNCG	7	7
Kevin Easley, UTC	7	5
Kameron Gibson, WCU	7	4
Cameron Jackson, WOF	7	3
Brandon Austin, SAM	6	2
Zane Najdawi, CIT	5	4
Myron Gordon, SAM	5	4
Onno Steger, WCU	5	5
Nathan Hoover, WOF	5	3
Matt Frierson, CIT	4	1
Kaiden Rice, CIT	4	1
Carlos Dotson, WCU	4	2
Jeromy Rodriguez, ETSU	3	2
Daivien Williamson, ETSU	3	3
Ruben Guerrero, SAM	3	1
Matt Halvorsen, WCU	3	2
Marcus Thomas, WCU	3	3
Alex Reed, CIT	2	1
Patrick Good, ETSU	2	2
Bo Hodges, ETSU	2	2
Clay Mounce, FUR	2	0
Djordje Dimitrijevic, MER	2	1
Kaleb Hunter, UNCG	2	1
Jerry Johnson Jr., UTC	2	1
Myles Lewis, VMI	2	2
Connor Kern, CIT	1	1
Mladen Armus, ETSU	1	1
Isaiah Tisdale, ETSU	1	1
Ethan Stair, MER	1	1
Kyrin Galloway, UNCG	1	0
Demetrius Troy, UNCG	1	1
Keavion Nolan, SAM	1	0
Garrett Gilkeson, VMI	1	0
Sarju Patel, VMI	1	0
Jake Stephens, VMI	1	0

### 15-rebound games

	Ovr.	SoCon
Jeromy Rodriguez, ETSU	8	4
Matt Rafferty, FUR	2	1
James Dickey, UNCG	2	1
Carlos Dotson, WCU	2	1
Mladen Armus, ETSU	1	1
Robert Allen, SAM	1	1
Ruben Guerrero, SAM	1	0
Thomas Smallwood, UTC	1	0

### 10-rebound games

	Ovr.	SoCon
Jeromy Rodriguez, ETSU	19	8
Matt Rafferty, FUR	17	11
Carlos Dotson, WCU	15	10
Ruben Guerrero, SAM	11	8
Mladen Armus, ETSU	10	5
Robert Allen, SAM	10	6
James Dickey, UNCG	9	4
Zane Najdawi, CIT	8	4
Cameron Jackson, WOF	6	3
Keve Aluma, WOF	5	4
Hayden Brown, CIT	4	3
Clay Mounce, FUR	4	2

### 10-rebound games (cont.)

	Ovr.	SoCon
Kevin Easley, UTC	4	2
Tyler Creammer, VMI	4	1
Chevez Goodwin, WOF	4	3
Lew Stallworth, CIT	3	1
Fardaws Aimag, MER	3	2
Garrett Gilkeson, VMI	3	2
Marc Gosselin, WCU	3	2
Bo Hodges, ETSU	2	2
Ethan Stair, MER	2	2
Jaylen Stowe, MER	2	1
Brandon Austin, SAM	2	1
Ramon Vila, UTC	2	2
Onno Steger, WCU	2	2
Kaelon Harris, CIT	1	0
Alex Reed, CIT	1	0
D'Andre Bernard, ETSU	1	0
Octavio Corley, ETSU	1	0
Alex Hunter, FUR	1	1
Eric Hamilton, UNCG	1	1
Josh Sharkey, SAM	1	0
Thomas Smallwood, UTC	1	0
Myles Lewis, VMI	1	1

### 15-assist games

	Ovr.	SoCon
Josh Sharkey, SAM	1	1

### 10-assist games

	Ovr.	SoCon
Josh Sharkey, SAM	7	5
Lew Stallworth, CIT	5	2
Quayson Williams, CIT	1	0
Tray Boyd III, ETSU	1	1
Alex Hunter, FUR	1	1
Donovann Toatley, UTC	1	0
Greg Parham, VMI	1	0

### 5-block games

	Ovr.	SoCon
Zane Najdawi, CIT	2	1
Octavio Corley, ETSU	1	0
Noah Gurley, FUR	1	1
Robert Allen, SAM	1	1
Ruben Guerrero, SAM	1	1

### Double-doubles

	Ovr.	SoCon
Matt Rafferty, FUR	16	10
Jeromy Rodriguez, ETSU	15	7
Carlos Dotson, WCU	13	8
Ruben Guerrero, SAM	9	6
Lew Stallworth, CIT <sup>^</sup>	8	4
Josh Sharkey, SAM <sup>+</sup>	8	5
Zane Najdawi, CIT	7	3
Robert Allen, SAM	5	4
Cameron Jackson, WOF	5	2
Mladen Armus, ETSU	4	3
James Dickey, UNCG	4	3
Hayden Brown, CIT	3	2
Clay Mounce, FUR	3	2
Garrett Gilkeson, VMI	3	2
Alex Hunter, FUR <sup>*</sup>	2	2
Ethan Stair, MER	2	2
Jaylen Stowe, MER	2	1
Brandon Austin, SAM	2	1
Kevin Easley, UTC	2	2
Ramon Vila, UTC	2	2
Tyler Creammer, VMI	2	1
Marc Gosselin, WCU	2	1
Keve Aluma, WOF	2	2
Chevez Goodwin, WOF	2	1
Tray Boyd III, ETSU	1	1
Eric Hamilton, UNCG	1	1
Thomas Smallwood, UTC	1	0
Myles Lewis, VMI	1	1
Greg Parham, VMI <sup>*</sup>	1	0
Onno Steger, WCU	1	1

### 20/15 games

	Ovr.	SoCon
Jeromy Rodriguez, ETSU	2	1
Ruben Guerrero, SAM	1	0

### 20/10 games

	Ovr.	SoCon
Matt Rafferty, FUR	5	3
Josh Sharkey, SAM <sup>*</sup>	3	2
Lew Stallworth, CIT	3	2
Carlos Dotson, WCU	3	2
Jeromy Rodriguez, ETSU	2	1
Ruben Guerrero, SAM	2	0
Zane Najdawi, CIT	1	0
Mladen Armus, ETSU	1	1
Clay Mounce, FUR	1	0
Brandon Austin, SAM	1	0

<sup>^</sup> 5 were points/assists + 7 were points/assists  
<sup>\*</sup> 1 was points/assists

## ACTIVE SOCON CAREER LEADERS

Points scored	
2,484	Fletcher Magee, Wofford, Sr. (5)
2,093	Francis Alonso, UNCG, Sr.
1,634	Zane Najdawi, The Citadel, Sr.
1,374	Cameron Jackson, Wofford, R-Sr.
1,313	Matt Rafferty, Furman, Sr.

### Points scored per game (min. 800 points)

18.82	Fletcher Magee, Wofford, Sr.
18.15	Bubba Parham, VMI, So.
15.17	Francis Alonso, UNCG, Sr.
12.97	Zane Najdawi, The Citadel, Sr.
11.42	Matt Rafferty, Furman, Sr.

### Field-goal percentage (min. 240 made)

.586	Cameron Jackson, Wofford, R-Sr.
.576	Matt Rafferty, Furman, Sr.
.535	James Dickey, UNCG, Jr.
.524	Isaiah Miller, UNCG, So.
.485	Zane Najdawi, The Citadel, Sr.

### 3-point field goals made

502	Fletcher Magee, Wofford, Sr. (1)
387	Francis Alonso, UNCG, Sr. (4)
324	Matt Frierson, The Citadel, Sr. (6)
207	Jordan Lyons, Furman, Jr.
207	Nathan Hoover, Wofford, Jr.

### 3-point field-goal percentage (min. 120 made)

.438	Fletcher Magee, Wofford, Sr. (8)
.421	Andrew Brown, Furman, Sr.
.408	Nathan Hoover, Wofford, Jr.
.405	Francis Alonso, UNCG, Sr.
.401	Ross Cummings, Mercer, Jr.

### Free-throw percentage (min. 110 made)

.912	Matt Frierson, The Citadel, Sr.
.907	Fletcher Magee, Wofford, Sr. (1)
.872	Francis Alonso, UNCG, Sr. (6)
.861	Nathan Hoover, Wofford, Jr.
.858	Matt Halvorsen, WCU, So.

### Rebounds

843	Matt Rafferty, Furman, Sr.
751	James Dickey, UNCG, Jr.
736	Zane Najdawi, The Citadel, Sr.
699	Marc Gosselin, Western Carolina, Sr.
699	Cameron Jackson, Wofford, R-Sr.

### Rebounds per game (min. 280 rebounds)

10.94	Jeromy Rodriguez, ETSU, R-Jr.
9.45	Carlos Dotson, WCU, Jr.
7.91	James Dickey, UNCG, Jr.
7.33	Matt Rafferty, Furman, Sr.
6.60	Mladen Armus, ETSU, So.

### Blocked shots

199	Zane Najdawi, The Citadel, Sr.
169	James Dickey, UNCG, Jr.
124	Cameron Jackson, Wofford, R-Sr.
98	Matt Rafferty, Furman, Sr.
69	Kyrin Galloway, UNCG, Jr.
69	Ruben Guerrero, Samford, R-Sr.

### Steals

203	Josh Sharkey, Samford, Jr.
181	Matt Rafferty, Furman, Sr.
167	Cameron Jackson, Wofford, R-Sr.
154	Demetrius Troy, UNCG, Sr.
149	Isaiah Miller, UNCG, So.

### Assists

541	Josh Sharkey, Samford, Jr.
445	Demetrius Troy, UNCG, Sr.
320	Francis Alonso, UNCG, Sr.
306	Matt Rafferty, Furman, Sr.
238	Storm Murphy, Wofford, So.

### Assists per game (min. 150 assists)

5.46	Josh Sharkey, Samford, Jr.
3.61	Storm Murphy, Wofford, So.
3.40	Demetrius Troy, UNCG, Sr.
3.02	Marcus Cohen, Mercer, So.
3.00	Bubba Parham, VMI, So.

(SoCon career rank)



# SoCon RECORD BOOK (NCAA RECORDS WHERE NOTED)

## INDIVIDUAL

### Coaching victories at SoCon school

1.	447	Bob McKillop, DAV	1992-2014
2.	<b>298</b>	<b>Mike Young, WOF</b>	<b>2002-pr.</b>
3.	243	Mack McCarthy, UTC	1985-97
	243	Burton Shiple, MD	1923-47

### Coaching wins per season (min. two seasons)

Avg. Wins	Yrs.		
1.	26.7	187	7 Everett Case, NCSU 1946-53
2.	26.0	52	2 Ben Carnevale, UNC 1944-46
3.	<b>25.0</b>	<b>100</b>	<b>4 Steve Forbes, ETSU 2015-pr.</b>
4.	24.3	146	6 Fred Schaus, WVU 1954-60

### Scoring Career

1.	2,635	Stephen Curry, DAV	2006-09
2.	2,574	Skip Henderson, MAR	1983-88
3.	2,571	Andrew Goude, CofC	2007-11
4.	2,538	Frank Selvy, FUR	1951-54
5.	<b>2,484</b>	<b>Fletcher Magee, WOF</b>	<b>2015-pr.</b>
6.	2,483	John Gerdy, DAV	1975-79
7.	2,423	Gay Elmore, VMI	1983-87
8.	2,332	John Taft, MAR	1987-91
9.	2,310	Dom Flora, W&L	1954-58
10.	2,309	Jerry West, WVU	1957-60

### 3-point field goals made

Game			
1.	15	Keith Veney, Marshall*	12/16/96
	<b>15</b>	<b>Jordan Lyons, FUR*</b>	<b>11/15/18</b>
3.	11	Elton Nesbitt, GSU vs. UTC	1/17/05
	11	Fletcher Magee, WOF at UTC	2/17/18
	<b>11</b>	<b>Patrick Good, ETSU at WCU</b>	<b>1/26/19</b>
6.	10	Nine times. This season:	
		<b>Matt Frierson, CIT vs. Johnson</b>	<b>11/14/18</b>
		<b>Bubba Parham, VMI at Kentucky</b>	<b>11/18/18</b>
		<b>Connor Kern, CIT vs. UNCG</b>	<b>2/28/19</b>

### Career

1.	<b>502</b>	<b>Fletcher Magee, WOF</b>	<b>2015-pr.</b>
2.	414	Stephen Curry, DAV	2006-09
3.	396	Andrew Goude, CofC	2007-11
4.	<b>387</b>	<b>Francis Alonso, UNCG</b>	<b>2015-pr.</b>
5.	358	Donald Sims, APP	2007-11
6.	<b>324</b>	<b>Matt Frierson, CIT</b>	<b>2015-pr.</b>
7.	312	Karl Cochran, WOF	2011-15
8.	299	Ian Chadwick, WOF	1997-01
9.	295	Zach Urbanus, CIT	2007-11
10.	278	Jake Robinson, WCU	2006-10

### Career - NCAA Division I history

1.	504	Travis Bader, Oakland	2010-14
2.	<b>502</b>	<b>Fletcher Magee, WOF</b>	<b>2015-pr.</b>
3.	457	J.J. Redick, Duke	2002-06

### 3-point field goals attempts

Game			
1.	<b>34</b>	<b>Jordan Lyons, FUR*</b>	<b>Nov. 15, 2018</b>
2.	25	Keith Veney, MAR	Dec. 16, 1996
3.	21	Travis Cantrell, CIT	Jan. 12, 2002
4.	20	Stephen Curry, DAV	Nov. 21, 2006
	20	Donald Sims, APP	Nov. 19, 2010
6.	19	Keith Veney, MAR	1996-97
	19	Shawn Hall, APP	Feb. 22, 2003
	19	Keaton Cole, WCU	Feb. 2, 2012
	19	Tim Marshall, VMI	Feb. 15, 2015
	19	Francis Alonso, UNCG	Dec. 2, 2017
	19	Fletcher Magee, WOF	Feb. 17, 2018
	<b>19</b>	<b>Fletcher Magee, WOF</b>	<b>Jan. 24, 2019</b>

### Career

1.	<b>1,145</b>	<b>Fletcher Magee, WOF</b>	<b>2015-pr.</b>
2.	1,004	Stephen Curry, DAV	2006-09
3.	958	Andrew Goude, CofC	2007-11
4.	<b>955</b>	<b>Francis Alonso, UNCG</b>	<b>2015-pr.</b>
5.	914	Karl Cochran, WOF	2011-15
6.	<b>893</b>	<b>Matt Frierson, CIT</b>	<b>2015-pr.</b>
7.	883	Donald Sims, APP	2007-11
8.	819	Ian Chadwick, WOF	1997-01

### 3-point percentage (min. 120 made)

Career	Pct.	3FG-3FGA		
1.	49.3	223-452	Keith Jennings, ETSU	1989-91
2.	45.2	126-279	Alan Puckett, CIT	1999-02
3.	45.1	146-324	Shawn Reid, FUR	1984-88
4.	44.7	159-356	Brandon Born, UTC	1991-95
5.	44.5	154-346	Derek Rucker, DAV	1985-88
6.	44.0	166-377	D. Denzel-Dyson, SAM	2016-18
7.	44.0	131-298	David Donelson, WCU	1989-90
8.	<b>43.8</b>	<b>502-1145</b>	<b>Fletcher Magee, WOF 2015-pr.</b>	
9.	43.4	190-434	Peter Anderer, DAV	2000-03
10.	43.2	189-437	Kemp Phillips, APP	1987-90

### Free-throw percentage (min. 200 made)

Career	Pct.	FT-FTA		
1.	<b>90.7</b>	<b>390-430</b>	<b>Fletcher Magee, WOF 2015-pr.</b>	
2.	89.3	358-401	Nik Cochran, DAV	2009-13
3.	89.2	545-611	Donald Sims, APP	2007-11
4.	88.9	281-316	Chad Copeland, UTC	1993-94
5.	87.6	479-547	Stephen Curry, DAV	2006-09
6.	<b>87.2</b>	<b>414-475</b>	<b>Francis Alonso, UNCG 2015-pr.</b>	
7.	86.6	214-247	Johnny Mitchell, VMI	1967-69
8.	86.4	260-301	Greg White, MAR	1978-81
9.	86.3	253-293	Jordan Strawberry, MER	2014-18
10.	86.3	201-233	Demetre Rivers, MER	2014-18

### Free-throw percentage (min. 300 made and 2.5 per game) - NCAA Division I history

Career	Pct.	FT-FTA		
1.	94.6	435-460	Blake Ahearn, Missouri St.	2003-07
2.	92.7	343-370	Derek Raivio, Gonzaga	2003-07
3.	91.3	324-355	Gary Buchanan, Villanova	1999-03
4.	91.2	662-726	J.J. Redick, Duke	2002-06
5.	90.9	341-375	Greg Starrick, Ky./So. Ill.	1968-72
6.	90.9	381-419	Johnny Dee, San Diego	2011-15
7.	<b>90.7</b>	<b>390-430</b>	<b>Fletcher Magee, WOF 2015-pr.</b>	

### Blocked shots

Career			
1.	349	Kyle Hines, UNCG	2004-08
2.	308	Rans Brempong, WCU	2001-05
3.	270	Justin Tuoyo, UTC	2014-17
4.	269	George Singleton, Furman	1981-84
5.	238	Jody Lumpkin, CofC	1998-01
6.	220	Jeremy Clayton, APP	2004-08
7.	215	Kirill Misychenko, CIT	1995-98
8.	213	Lucas Troutman, Elon	2010-14
9.	202	Lewis Preston, VMI	1990-93
10.	<b>199</b>	<b>Zane Najdawi, CIT</b>	<b>2015-pr.</b>

### Steals

Season			
1.	109	Keith Jennings, ETSU	1990-91
2.	<b>101</b>	<b>Isaiah Miller, UNCG</b>	<b>2018-19</b>
3.	93	Zakee Wadood, ETSU	2002-03
4.	92	Zakee Wadood, ETSU	2003-04
5.	90	Brigham Waginger, WCU	2009-10
6.	87	Tyson Patterson, APP	1999-00
7.	86	Stephen Curry, DAV	2008-09
8.	<b>86</b>	<b>Josh Sharkey, SAM</b>	<b>2018-19</b>
9.	85	D.J. Thompson, APP	2006-07
10.	84	Keith Jennings, ETSU	1989-90

**79 Matt Rafferty, FUR 2018-19**

### Assists Season

1.	301	Keith Jennings, ETSU	1990-91
2.	297	Keith Jennings, ETSU	1989-90
3.	293	Jason Richards, DAV	2007-08
4.	249	Jason Richards, DAV	2006-07
5.	<b>239</b>	<b>Josh Sharkey, SAM</b>	<b>2018-19</b>
6.	226	Eric Garcia, WOF	2016-17
7.	225	Christen Cunningham, SAM	2016-17
8.	218	Tyson Patterson, APP	1999-00
9.	216	Richard Little, VMI	2002-03
10.	213	Casey Rogers, WCU	1999-00

## Assists

Career			
1.	983	Keith Jennings, ETSU	1988-91
2.	701	Greg White, MAR	1978-81
3.	668	Guilherme Da Luz, FUR	2000-03
4.	663	Jason Richards, DAV	2004-08
5.	647	Casey Rogers, WCU	1999-02
6.	646	Ali Ton, DAV	1995-98
7.	638	Tyson Patterson, APP	1996-00
8.	584	Courtney Eldridge, UNCG	1999-02
9.	542	Chris Alpert, DAV	1992-96
10.	<b>541</b>	<b>Josh Sharkey, SAM</b>	<b>2016-pr.</b>

## TEAM

### Scoring Game

1.	154	Furman vs. The Citadel	1/8/55
2.	149	Furman vs. Newberry	2/13/54
3.	<b>148</b>	<b>The Citadel vs. Mid-Atlantic Christian</b>	<b>11/12/18</b>
4.	146	The Citadel vs. Johnson	11/11/16
5.	144	The Citadel vs. Toccoa Falls	12/7/16
6.	141	Western Carolina vs. Toccoa Falls	1/17/12
7.	137	Davidson vs. Warren Wilson	12/9/91
	<b>137</b>	<b>The Citadel vs. Johnson</b>	<b>11/14/18</b>
9.	133	Western Carolina vs. Toccoa Falls	11/26/01
	133	VMI vs. Mid-Atlantic Christian	12/2/14

### 3-point field goals made

Game			
1.	24	VMI vs. Furman	2/12/15
2.	<b>23</b>	<b>The Citadel vs. Mid-Atlantic Christian</b>	<b>11/12/18</b>
	<b>23</b>	<b>The Citadel vs. High Point</b>	<b>11/27/18</b>
4.	22	Ga. Southern vs. Chattanooga	1/17/05
	<b>22</b>	<b>The Citadel vs. UNCG</b>	<b>2/28/19</b>
6.	21	Furman vs. Virginia Intermont	12/29/04
	21	VMI vs. Johnson	11/18/14
	21	The Citadel vs. Ogelthorpe	11/10/17
	<b>21</b>	<b>Furman vs. North Greenville</b>	<b>11/15/18</b>

### 3-point field-goal attempts

Game			
1.	57	VMI vs. Mid-Atlantic Christian	12/2/14
2.	55	VMI vs. Marist	12/13/14
3.	<b>51</b>	<b>The Citadel vs. Mid-Atlantic Christian</b>	<b>11/12/18</b>
4.	52	Davidson vs. Colby	11/21/06
5.	50	The Citadel at Air Force	12/2/15
	50	The Citadel vs. Johnson	11/13/16
	50	The Citadel vs. UMBG	12/19/16
8.	<b>49</b>	<b>Furman vs. North Greenville</b>	<b>11/15/18</b>
9.	48	The Citadel vs. Truett McConnell	11/15/16
	48	The Citadel at Western Carolina	2/25/18
	<b>48</b>	<b>The Citadel vs. Johnson</b>	<b>11/14/18</b>

## Rebounds

Game			
1.	78	George Wash. vs. Georgetown	1968-69
2.	76	Davidson vs. VMI	Jan. 8, 1970
3.	70	VMI vs. Mid-Atlantic Christian	Dec. 2, 2014
4.	68	Davidson vs. Emory	Nov. 9, 2007
5.	67	The Citadel vs. Clemson	Nov. 25, 2000
	67	The Citadel vs. Johnson	Nov. 13, 2016
7.	65	Ga. Southern vs. UC Davis	Nov. 12, 2006
8.	<b>64</b>	<b>ETSU vs. Reinhardt</b>	<b>Dec. 3, 2018</b>
9.	63	ETSU vs. UVA-Wise	Nov. 18, 2014
	<b>63</b>	<b>The Citadel vs. Mid-Atlantic Christian</b>	<b>11/12/18</b>

\* NCAA record

# SoCON vs. OTHER CONFERENCES

## American Athletic (1-1)

11/14 SMU 98, Western Carolina 65  
 11/24 The Citadel 84, South Florida 81  
 3/20 Wichita State at Furman, 7 p.m.

## Atlantic Coast (0-7)

11/6 #22 Clemson 100, The Citadel 80  
 11/6 #8 North Carolina 78, Wofford 67  
 11/9 Pittsburgh 94, VMI 55  
 11/24 NC State 78, Mercer 74  
 11/27 Wake Forest 71, Western Carolina 64  
 12/5 #15 Virginia Tech 89, VMI 68  
 12/5 NC State 100, Western Carolina 67

## Atlantic Sun (6-1)

11/6 Samford 91, North Alabama 74  
 11/12 Samford 74, Kennesaw State 60  
 11/18 Jacksonville 74, Chattanooga 66  
 (Mobile, Ala.)  
 11/23 VMI 87, Stetson 79 (OT)  
 11/24 Western Carolina 77, Jacksonville 65  
 12/15 UNCG 53, North Alabama 48  
 12/21 VMI 89, North Alabama 68

## Big 12 (0-3)

11/16 Texas 97, The Citadel 69  
 11/18 Oklahoma 75, Wofford 64  
 12/4 #2 Kansas 72, Wofford 47

## Big East (1-1)

11/11 Creighton 75, ETSU 69  
 11/17 Furman 76, No. 8 Villanova 68 (OT)  
 3/21 Wofford vs. Seton Hall, 9:40 p.m.  
 (Jacksonville, Fla.)

## Big South (12-4)

11/10 Wofford 68, High Point 60  
 11/13 Furman 88, Gardner-Webb 86 (OT)  
 11/14 VMI 78, USC Upstate 72  
 11/17 ETSU 76, Winthrop 74  
 11/25 Furman 65, UNC Asheville 51  
 11/27 The Citadel 112, High Point 87  
 12/1 Longwood 65, VMI 45  
 12/8 Western Carolina 71, UNC Asheville 59  
 12/8 #25 Furman 74, USC Upstate 60  
 12/11 #23 Furman 77, Charleston Southern 69  
 12/12 Presbyterian 103, VMI 70  
 12/15 High Point 86, Western Carolina 59  
 12/15 Wofford 92, UNC Asheville 49  
 12/18 The Citadel 82, Campbell 76  
 12/18 UNCG 65, Radford 58  
 12/29 Longwood 110, The Citadel 94  
 3/19 Campbell at UNCG, 7 p.m.

## Big Ten (0-4)

11/20 #23 Ohio State 68, Samford 50  
 11/23 #8 Michigan 83, Chattanooga 55  
 12/15 Illinois 73, ETSU 55  
 12/18 #23 Iowa 78, Western Carolina 60

## Colonial (7-1)

11/10 Coll. of Charleston 77, Western Carolina 74  
 11/13 UNCG 82, UNCW 61  
 11/20 The Citadel 91, James Madison 82 (OT)  
 11/23 UNCG 84, Delaware 65  
 12/4 #25 Furman 98, Elon 77  
 12/7 UNCG 75, Elon 74  
 12/15 #23 Furman 93, UNCW 50  
 12/21 Mercer 77, UNCW 73

## Conference USA (2-3)

11/6 Chattanooga 80, Charlotte 69  
 11/6 UAB 75, Mercer 67  
 11/21 Southern Miss 68, Western Carolina 63  
 (Cancun, Mexico)

11/24 UNCG 80, Louisiana Tech 73  
 (Newark, Del.)  
 12/5 Florida Atlantic 68, Mercer 64

## Horizon (1-1)

11/7 Wright State 96, Western Carolina 73  
 11/18 Samford 73, Cleveland State 60  
 3/20 Green Bay at ETSU, 7 p.m.

## Ivy (0-1)

12/29 Harvard 71, Mercer 67  
 (Atlanta, Ga.)

## Mid-American (0-1)

12/21 Bowling Green 73, Western Carolina 52

## Mid-Eastern Athletic (6-0)

11/6 UNCG 74, North Carolina A&T 66  
 11/20 Mercer 80, Maryland Eastern Shore 42  
 11/21 Wofford 98, Coppin State 65  
 11/25 Samford 77, South Carolina State 60  
 12/12 UNCG 77, Coppin State 54  
 12/22 ETSU 89, Norfolk State 61  
 (El Paso, Texas)

## Missouri Valley (1-0)

11/9 Furman 60, Loyola Chicago 58

## Mountain West (1-0)

12/21 ETSU 76, Wyoming 53  
 (El Paso, Texas)

## Non-Division I (23-0)

11/6 Furman 102, Bob Jones 48  
 11/6 VMI 89, Washington College 56  
 11/8 ETSU 109, Hiwassee 44  
 11/9 Mercer 105, Piedmont 52  
 11/11 VMI 98, Goucher 34  
 11/12 The Citadel 148, Mid-Atlantic Christian 75  
 11/13 Chattanooga 92, Cumberland 61  
 11/13 Wofford 95, Carver 34  
 11/14 The Citadel 137, Johnson 60  
 11/14 Samford 66, Miles College 57  
 11/15 Furman 107, North Greenville 67  
 11/16 UNCG 105, Johnson & Wales 57  
 11/17 Western Carolina 94, Hiwassee 55  
 11/20 VMI 106, Kentucky Christian 80  
 11/21 Furman 74, Southern Wesleyan 57  
 11/23 Wofford 97, Mars Hill 46  
 11/27 Mercer 90, Brewton-Parker 65  
 11/27 UNCG 111, Greensboro College 33  
 11/27 Chattanooga 95, Hiwassee 62  
 12/3 ETSU 107, Reinhardt 60  
 12/5 The Citadel 127, Johnson & Wales 93  
 12/6 Wofford 112, Kentucky Christian 58  
 12/21 Chattanooga 79, Bryan 45

## Ohio Valley (6-5)

11/9 Samford 92, Jacksonville State 72  
 11/10 Eastern Kentucky 81, Chattanooga 78  
 11/16 Mercer 77, UT Martin 60  
 11/17 Southeast Missouri 63, Chattanooga 42  
 (Mobile, Ala.)  
 11/20 Jacksonville State 84, Western Carolina 53  
 (Cancun, Mexico)  
 11/29 Belmont 99, Samford 93 (OT)  
 12/1 Chattanooga 71, Tennessee Tech 60  
 12/8 ETSU 80, UT Martin 62  
 12/13 Samford 77, Morehead State 72 (OT)  
 12/15 The Citadel 86, Southeast Missouri 74  
 12/18 UT Martin 75, Chattanooga 72

## Pac-12 (0-0)

11/16 Wofford at Stanford, canc.

American Athletic.....	1-1
Atlantic Coast.....	0-7
Atlantic Sun .....	6-1
Big 12 .....	0-3
Big East.....	1-1
Big South .....	12-4
Big Ten .....	0-4
Colonial .....	7-1
Conference USA .....	2-3
Horizon.....	1-1
Independent .....	0-0
Ivy.....	0-1
Mid-American.....	0-1
Mid-Eastern Athletic.....	6-0
Missouri Valley.....	1-0
Mountain West .....	1-0
Non-Division I .....	23-0
Ohio Valley .....	6-5
Pac-12 .....	0-0
Patriot .....	0-1
Southeastern.....	1-8
Southland.....	2-0
Southwestern Athletic.....	2-0
Summit.....	2-0
Sun Belt.....	2-5
Western Athletic .....	1-0

<b>Total .....</b>	<b>77-47</b>
Home .....	52-7
Away.....	22-35
Neutral.....	3-5
vs. Top 25 .....	1-12

## Patriot (0-1)

11/27 American 74, VMI 64

## Southeastern (1-8)

11/9 #23 LSU 97, UNCG 91  
 11/18 #10 Kentucky 92, VMI 82  
 11/26 Wofford 81, South Carolina 81  
 12/1 #9 Kentucky 78, UNCG 61  
 12/16 Ole Miss 90, Chattanooga 70  
 12/18 Florida 71, Mercer 63  
 12/19 #3 Tennessee 83, Samford 70  
 12/19 #17 Mississippi State 98, Wofford 87  
 12/21 LSU 75, #24 Furman 57

## Southland (2-0)

11/20 ETSU 77, Sam Houston State 63  
 12/17 Samford 85, Houston Baptist 61

## Southwestern Athletic (2-0)

11/19 UNCG 74, Prairie View A&M 66  
 12/9 Samford 77, Alabama A&M 59

## Summit (2-0)

11/23 Samford 74, Purdue Fort Wayne 66  
 11/24 ETSU 79, North Dakota State 61

## Sun Belt (2-5)


11/6 Georgia State 74, ETSU 68  
 11/13 Georgia State 62, Mercer 60  
 11/16 South Alabama 73, Chattanooga 54  
 11/27 ETSU 69, Georgia Southern 64  
 12/8 Georgia Southern 89, Mercer 74  
 12/9 Wofford 82, Coastal Carolina 71  
 12/12 Georgia State 95, Chattanooga 88

## Western Athletic (1-0)

11/19 ETSU 86, Chicago State 61

Home teams underlined All times Eastern

# 2018-19 SoCon BASKETBALL SCHEDULES (ALL TIMES EASTERN)




## The Citadel

(12-18, 4-14 SoCon)

N6	at No. 22 Clemson (ACC Network Extra)	L, 80-100
N12	MID-ATLANTIC CHRISTIAN# (ESPN+)	W, 148-75
N14	JOHNSON UNIVERSITY# (ESPN3)	W, 137-60
N16	at Texas# (Longhorn Network)	L, 69-97
N20	at James Madison (Madison)	W, 91-82 (OT)
N24	at South Florida (ESPN3)	W, 84-81
N27	HIGH POINT (ESPN+)	W, 112-87
D1	*MERCER (ESPN+)	W, 79-69
D5	JOHNSON & WALES (ESPN3)	W, 127-93
D15	SOUTHEAST MISSOURI (ESPN+)	W, 86-74
D18	at Campbell (ESPN+)	W, 82-76
D29	LONGWOOD (ESPN3)	L, 94-110
J3	*at Wofford (ESPN+)	L, 81-112
J5	*at Furman (ESPN3)	L, 85-101
J10	*ETSU (ESPN+)	L, 73-98
J12	*WESTERN CAROLINA (Nexstar/ESPN+)	L, 82-94
J17	*at Samford (ESPN+)	L, 77-80
J19	*at Chattanooga (ESPN3)	L, 71-73
J24	*at UNGC (ESPN+)	L, 60-83
J26	*VMI (ESPN+)	W, 84-82
J31	*FURMAN (ESPN+)	L, 61-71
F2	*WOFFORD (Nexstar/ESPN3)	L, 61-99
F9	*at Mercer (ESPN3)	W, 67-61
F14	*at ETSU (ESPN3)	L, 83-91
F16	*at Western Carolina (ESPN+)	L, 82-103
F21	*CHATTANOOGA (ESPN3)	L, 65-68
F23	*SAMFORD (Nexstar/ESPN3)	W, 87-83 (OT)
F28	*UNCG (ESPN+)	L, 96-100
M2	*at VMI (Nexstar/ESPN+)	L, 78-81
M8	vs. Samford^ (ESPN+)	L, 71-100

\* - Southern Conference game  
# - Continental Tire Las Vegas Invitational (campus sites)  
^ - SoCon Championship (Asheville, N.C.)




## ETSU

(24-9, 13-5 SoCon)

N6	at Georgia State# (ESPN+)	L, 68-74
N8	HIWASSEE (ESPN+)	W, 109-44
N11	at Creighton# (FS1)	L, 69-75
N17	at Winthrop (ESPN+)	W, 76-74
N19	CHICAGO STATE# (ESPN+)	W, 86-61
N20	SAM HOUSTON STATE# (ESPN3)	W, 77-63
N24	NORTH DAKOTA STATE (ESPN+)	W, 79-61
N27	at Georgia Southern (ESPN+)	W, 69-64
D1	*at Wofford (ESPN+)	L, 62-79
D3	REINHARDT (ESPN3)	W, 107-60
D8	UT MARTIN (ESPN+)	W, 80-62
D15	at Illinois (Big Ten Network Plus)	L, 55-73
D21	vs. Wyoming%	W, 76-53
D22	vs. Norfolk State%	W, 89-61
D29	*FURMAN (ESPN+)	W, 79-56
J3	*SAMFORD (ESPN3)	W, 81-72 (OT)
J5	*CHATTANOOGA (ESPN+)	W, 96-70
J10	*at The Citadel (ESPN+)	W, 98-73
J12	*at Mercer (ESPN3)	W, 72-68 (OT)
J17	*VMI (ESPN+)	W, 85-82
J19	*UNCG (ESPN3)	L, 68-75
J26	*at Western Carolina (ESPN3)	W, 91-69
J31	*at Samford (ESPN3)	W, 74-66
F2	*at Chattanooga (ESPN3)	W, 77-64
F7	*WOFFORD (ESPN+)	L, 76-78 (OT)
F9	*at Furman (Nexstar/ESPN+)	L, 61-91
F14	*THE CITADEL (ESPN3)	W, 91-83
F16	*MERCER (ESPN3)	W, 88-69
F21	*at VMI (ESPN+)	W, 94-70
F24	*at UNGC (ESPN+)	L, 59-60
M2	*WESTERN CAROLINA (ESPN+)	W, 81-74
M9	vs. Chattanooga^ (Nexstar/ESPN+)	W, 68-64
M10	vs. Wofford^ (Nexstar/ESPN+)	L, 72-81
M20	GREEN BAY& (WatchCIT.com)	7 p.m.

\* - Southern Conference game  
# - Cayman Islands Classic (campus sites)  
% - WestStar Bank Don Haskins Sun Bowl Inv. (El Paso, Texas)  
^ - SoCon Championship (Asheville, N.C.)  
& - Collegelnsider.com Postseason Tournament




## Furman

(25-7, 13-5 SoCon)

N6	BOB JONES (ESPN+)	W, 102-48
N9	at Loyola Chicago (NBCSC/ESPN3)	W, 60-58
N13	GARDNER-WEBB (ESPN+)	W, 88-86 (OT)
N15	NORTH GREENVILLE# (ESPN3)	W, 107-67
N17	at No. 8 Villanova# (FS2)	W, 76-68 (OT)
N21	SOUTHERN WESLEYAN# (ESPN3)	W, 74-57
N25	at UNC Asheville (ESPN+)	W, 65-51
D1	*WESTERN CAROLINA (ESPN+)	W, 90-88 (2OT)
D4	at Elon (Phoenix All-Access)	W, 98-77
D8	at USC Upstate (ESPN+)	W, 74-60
D11	CHARLESTON SOUTHERN (ESPN3)	W, 77-69
D15	UNCW (ESPN+)	W, 93-50
D21	at LSU (SEC Network+)	L, 57-75
D29	*at ETSU (ESPN+)	L, 56-79
J3	*MERCER (ESPN+)	W, 71-58
J5	*THE CITADEL (ESPN3)	W, 101-85
J10	*at VMI (ESPN3)	W, 89-57
J12	*at UNGC (ESPN3)	L, 79-89
J19	*at Wofford (Nexstar/ESPN3)	L, 54-59
J24	*CHATTANOOGA (ESPN+)	W, 73-58
J26	*SAMFORD (ESPN3)	L, 73-75
J31	*at The Citadel (ESPN+)	W, 71-61
F2	*at Mercer (ESPN+)	W, 74-63
F7	*at Western Carolina (ESPN3)	W, 64-45
F9	*ETSU (Nexstar/ESPN+)	W, 91-61
F14	*UNCG (ESPN+)	W, 67-57
F16	*VMI (ESPN3)	W, 96-62
F23	*WOFFORD (ESPN3)	L, 64-72
F28	*at Samford (ESPN+)	W, 90-81
M2	*at Chattanooga (ESPN+)	W, 71-50
M9	vs. Mercer^ (Nexstar/ESPN+)	W, 85-74
M10	vs. UNGC^ (Nexstar/ESPN+)	L, 62-66
M20	WICHITA STATE& (ESPN3)	7 p.m.

\* - Southern Conference game  
# - Advocare Invitational (campus sites)  
^ - SoCon Championship (Asheville, N.C.)  
& - National Invitation Tournament




## Mercer

(11-20, 6-12 SoCon)

N6	at UAB	L, 67-75
N9	PIEDMONT (ESPN3)	W, 105-52
N13	at Georgia State (ESPN+)	L, 60-62
N16	UT MARTIN# (ESPN3)	W, 77-60
N20	MARYLAND EASTERN SHORE# (ESPN+)	W, 80-42
N24	at NC State# (ACC Network Extra)	L, 74-78
N27	BREWTON-PARKER (ESPN3)	W, 90-65
D1	*at The Citadel (ESPN+)	L, 69-79
D5	at Florida Atlantic (CUSA.TV)	L, 64-68
D8	GEORGIA SOUTHERN (ESPN3)	L, 74-89
D18	at Florida (SEC Network)	L, 63-71
D21	UNCW (ESPN+)	W, 77-73
D29	vs. Harvard&	L, 67-71
J3	*at Furman (ESPN+)	L, 58-71
J5	*at Wofford (Nexstar/ESPN3)	L, 74-78
J10	*WESTERN CAROLINA (ESPN+)	W, 84-80
J12	*ETSU (ESPN3)	L, 68-72 (OT)
J17	*at Chattanooga (ESPN3)	L, 70-73
J19	*at Samford (ESPN3)	W, 93-87
J24	*VMI (ESPN+)	W, 88-68
J26	*at UNGC (ESPN+)	L, 81-88
J31	*WOFFORD (ESPN+)	L, 67-76
F2	*FURMAN (ESPN+)	L, 63-74
F9	*THE CITADEL (ESPN3)	L, 61-67
F14	*at Western Carolina (ESPN+)	W, 74-65
F16	*at ETSU (ESPN3)	L, 69-88
F21	*SAMFORD (ESPN+)	W, 65-62
F23	*CHATTANOOGA (ESPN3)	W, 74-69
F28	*at VMI (ESPN3)	L, 71-84
M2	*UNCG (ESPN+)	L, 47-74
M9	vs. Furman^ (Nexstar/ESPN+)	L, 74-85

\* - Southern Conference game  
# - Wolfpack Classic (campus sites)  
& - Atlanta, Ga.  
^ - SoCon Championship (Asheville, N.C.)




## UNC Greensboro

(28-6, 15-3 SoCon)

N6	at North Carolina A&T	W, 74-66
N9	at No. 23 LSU (SEC Network+)	L, 91-97
N13	at UNCW	W, 82-61
N16	JOHNSON & WALES# (SDN/Roku)	W, 105-57
N19	PRAIRIE VIEW A&M (ESPN+)	W, 74-66
N23	at Delaware# (YouTube)	W, 84-65
N24	vs. Louisiana Tech	W, 80-73
N27	GREENSBORO COLLEGE# (SDN/Roku)	W, 111-33
D1	at No. 10 Kentucky (ESPN2)	L, 61-78
D7	at Elon (Phoenix All-Access)	W, 75-74
D12	COPPIN STATE (ESPN3)	W, 77-54
D15	NORTH ALABAMA@ (ESPN+)	W, 53-48
D18	RADFORD (ESPN+)	W, 65-58
D22	*at Samford (ESPN+)	W, 83-75
D29	*CHATTANOOGA (ESPN+)	W, 85-72
J5	*at VMI (ESPN+)	W, 71-68
J10	*WOFFORD (ESPN3)	L, 43-72
J12	*FURMAN (ESPN3)	W, 89-79
J17	*at Western Carolina (ESPN+)	W, 69-60
J19	*at ETSU (ESPN3)	W, 75-68
J24	*THE CITADEL (ESPN+)	W, 83-60
J26	*MERCER (ESPN+)	W, 88-81
J31	*VMI (ESPN3)	W, 93-66
F7	*SAMFORD (ESPN+)	W, 75-67
F9	*at Chattanooga (ESPN+)	W, 78-63
F14	*at Furman (ESPN+)	L, 57-67
F16	*at Wofford (Nexstar/ESPN+)	L, 50-80
F21	*WESTERN CAROLINA (ESPN+)	W, 79-76 (OT)
F24	*ETSU (ESPN+)	W, 60-59
F28	*at The Citadel (ESPN+)	W, 100-96
M2	*at Mercer (ESPN+)	W, 74-47
M9	vs. Samford^ (Nexstar/ESPN+)	W, 77-70
M10	vs. Furman^ (Nexstar/ESPN+)	W, 66-62
M11	vs. Wofford^ (ESPN)	L, 58-70
M19	CAMPBELL& (ESPN3)	7 p.m.

\* - Southern Conference game  
# - Delaware Invitational (campus sites)  
@ - Delaware Invitational (Campus, Del.)  
^ - Fleming Gymnasium  
& - SoCon Championship (Asheville, N.C.)  
& - National Invitation Tournament



## Samford

(17-16, 6-12 SoCon)

N6	NORTH ALABAMA (ESPN3)	W, 91-74
N9	JACKSONVILLE STATE (ESPN3)	W, 92-72
N12	KENNESAW STATE (ESPN+)	W, 74-60
N14	MILES COLLEGE (ESPN3)	W, 66-57
N18	at Cleveland State# (ESPN+)	W, 73-60
N20	at No. 23 Ohio State# (BigTen2Go)	L, 50-68
N23	at Purdue Fort Wayne# (Mastodon All-Access)	W, 74-66
N25	SOUTH CAROLINA STATE# (ESPN+)	W, 77-60
N29	BELMONT (ESPN+)	L, 93-99 (OT)
D9	at Alabama A&M	W, 77-59
D13	MOREHEAD STATE (ESPN+)	W, 77-72 (OT)
D17	HOUSTON BAPTIST (ESPN+)	W, 85-61
D19	at No. 3 Tennessee (SEC Network+)	L, 70-83
D22	*UNCG (ESPN+)	L, 75-83
D29	*VMI (ESPN3)	W, 96-68
J3	*at ETSU (ESPN3)	L, 72-81 (OT)
J5	*at Western Carolina (ESPN+)	L, 69-76
J12	*at Chattanooga (ESPN3)	L, 75-80
J17	*THE CITADEL (ESPN+)	W, 80-77
J19	*MERCER (ESPN3)	L, 87-93
J24	*at Wofford (ESPN+)	L, 106-107 (OT)
J26	*at Furman (ESPN3)	W, 75-73
J31	*ETSU (ESPN3)	L, 66-74
F2	*WESTERN CAROLINA (ESPN3)	W, 92-81
F7	*at UNGC (ESPN+)	L, 67-75
F9	*at VMI (ESPN+)	W, 84-77 (OT)
F16	*CHATTANOOGA (ESPN+)	W, 80-76 (OT)
F21	*at Mercer (ESPN+)	L, 62-65
F23	*at The Citadel (Nexstar/ESPN3)	L, 83-87 (OT)
F28	*FURMAN (ESPN+)	W, 81-90
M2	*WOFFORD (ESPN3)	L, 64-85
M8	vs. The Citadel^ (ESPN+)	W, 100-71
M9	vs. UNGC^ (Nexstar/ESPN+)	L, 70-77

\* - Southern Conference game  
# - Buckeye Basketball Classic (campus sites)  
^ - SoCon Championship (Asheville, N.C.)

# 2018-19 SoCon BASKETBALL SCHEDULES (ALL TIMES EASTERN)



## Chattanooga (12-20, 7-11 SoCon)

N6	at Charlotte (CUSA.TV)	W, 80-69
N10	EASTERN KENTUCKY	L, 78-81
N13	CUMBERLAND# (ESPN+)	W, 92-61
N16	at South Alabama# (ESPN+)	L, 54-73
N17	vs. Southeast Missouri&	L, 42-63
N18	vs. Jacksonville&	L, 66-74
N23	at No. 8 Michigan (Big Ten Network)	L, 55-83
N27	HIWASSEE (ESPN3)	W, 95-62
D1	TENNESSEE TECH (ESPN+)	W, 71-60
D9	*VMI (ESPN+)	W, 83-65
D12	at Georgia State (ESPN+)	L, 88-95
D16	at Ole Miss (SEC Network)	L, 70-90
D18	at UT Martin (ESPN+)	L, 72-75
D21	BRYAN (ESPN+)	W, 79-45
D29	*at UNCG (ESPN+)	L, 72-85
J3	*at Western Carolina (ESPN3)	W, 73-62
J5	*at ETSU (ESPN+)	L, 70-96
J12	*SAMFORD (ESPN3)	W, 80-75
J17	*MERCER (ESPN3)	W, 73-70
J19	*THE CITADEL (ESPN3)	W, 73-71
J24	*at Furman (ESPN+)	L, 58-73
J26	*at Wofford (Nexstar/ESPN+)	L, 69-80
J31	*WESTERN CAROLINA (ESPN+)	L, 96-105
F2	*ETSU (ESPN3)	L, 64-77
F7	*at VMI (ESPN3)	W, 71-70
F9	*UNCG (ESPN+)	L, 63-78
F16	*at Samford (ESPN+)	L, 76-80 (OT)
F21	*at The Citadel (ESPN3)	W, 68-65
F23	*at Mercer (ESPN3)	L, 69-74
F28	*WOFFORD (ESPN+)	L, 54-80
M2	*FURMAN (ESPN+)	L, 50-71
M9	vs. ETSU^ (Nexstar/ESPN+)	L, 64-68

\* - Southern Conference game  
# - Goldie and Herman Ungar Classic (campus sites)  
& - Goldie and Herman Ungar Classic (Mobile, Ala.)  
^ - SoCon Championship (Asheville, N.C.)



## VMI (11-21, 4-14 SoCon)

N6	WASHINGTON COLLEGE (SDN/Roku)	W, 89-56
N9	at Pittsburgh (ACC Network Extra)	L, 55-94
N11	GOUCHER# (SDN/Roku)	W, 98-34
N14	USC UPSTATE (ESPN+)	W, 54-72
N18	at No. 10 Kentucky# (SEC Network)	L, 82-92
N20	KENTUCKY CHRISTIAN# (ESPN3)	W, 106-80
N23	at Stetson (ESPN+)	W, 87-79 (OT)
N27	AMERICAN (ESPN3)	L, 64-74
D1	at Longwood (ESPN+)	L, 45-65
D5	at No. 15 Virginia Tech (ACC Network Extra)	L, 68-89
D9	*at Chattanooga (ESPN+)	L, 65-83
D12	at Presbyterian (ESPN+)	L, 70-103
D21	NORTH ALABAMA (ESPN+)	W, 89-68
D29	*at Samford (ESPN3)	L, 68-96
J5	*UNCG (ESPN+)	L, 68-71
J10	*FURMAN (ESPN3)	L, 57-89
J12	*WOFFORD (ESPN+)	L, 76-90
J17	*at ETSU (ESPN+)	L, 82-85
J19	*WESTERN CAROLINA (Nexstar/ESPN+)	W, 91-83
J24	*at Mercer (ESPN+)	L, 68-88
J26	*at The Citadel (ESPN+)	L, 82-84
J31	*at UNCG (ESPN3)	L, 66-93
F7	*CHATTANOOGA (ESPN3)	L, 70-71
F9	*SAMFORD (ESPN+)	L, 77-84 (OT)
F14	*at Wofford (ESPN+)	L, 84-95
F16	*at Furman (ESPN3)	L, 62-96
F21	*ETSU (ESPN+)	L, 70-94
F23	*at Western Carolina (ESPN3)	W, 83-78
F28	*MERCER (ESPN3)	W, 84-71
M2	*THE CITADEL (Nexstar/ESPN+)	W, 81-78
M8	vs. Western Carolina^ (ESPN+)	W, 96-83
M9	vs. Wofford^ (Nexstar/ESPN+)	L, 72-99

\* - Southern Conference game  
# - Ohio Valley Hardwood Showcase (campus sites)  
^ - SoCon Championship (Asheville, N.C.)



## Western Carolina (7-25, 4-14 SoCon)

N7	at Wright State# (ESPN+)	L, 73-96
N10	COLLEGE OF CHARLESTON (ESPN3)	L, 74-77
N14	at SMU# (PonyUp TV)	L, 65-98
N17	HIWASSEE	W, 94-55
N20	vs. Jacksonville State& (CBS Digital)	L, 53-84
N21	vs. Southern Miss& (CBS Digital)	L, 63-68
N24	JACKSONVILLE	W, 77-65
N27	at Wake Forest (ACC Network Extra)	L, 64-71
D1	*at Furman (ESPN+)	L, 88-90 (2OT)
D5	at NC State (ACC Network Extra)	L, 67-100
D8	at UNC Asheville (ESPN+)	W, 71-59
D15	at High Point (ESPN+)	L, 59-86
D18	at No. 23 Iowa (Big Ten Network)	L, 60-78
D21	at Bowling Green (WBGUTV)	L, 52-73
D29	*WOFFORD (ESPN+)	L, 54-74
J3	*CHATTANOOGA (ESPN3)	L, 62-73
J5	*SAMFORD (ESPN+)	W, 76-69
J10	*at Mercer (ESPN+)	L, 80-84
J12	*at The Citadel (Nexstar/ESPN+)	W, 94-82
J17	*UNCG (ESPN+)	L, 60-69
J19	*at VMI (Nexstar/ESPN+)	L, 83-91
J26	*ETSU (ESPN3)	L, 69-91
J31	*at Chattanooga (ESPN+)	W, 105-96
F2	*at Samford (ESPN3)	L, 81-92
F7	*FURMAN (ESPN3)	L, 45-64
F9	*at Wofford (ESPN+)	L, 56-83
F14	*MERCER (ESPN+)	L, 65-74
F16	*THE CITADEL (ESPN+)	W, 103-82
F21	*at UNCG (ESPN+)	L, 76-79 (OT)
F23	*VMI (ESPN3)	L, 78-83
M2	*at ETSU (ESPN+)	L, 74-81
M8	vs. VMI^ (ESPN+)	L, 83-96

\* - Southern Conference game  
# - Cancun Challenge (campus sites)  
& - Cancun Challenge (Cancun, Mexico)  
^ - SoCon Championship (Asheville, N.C.)



## Wofford (29-4, 18-0 SoCon)

N6	No. 8 NORTH CAROLINA (ESPN2)	L, 67-78
N10	at High Point (ESPN+)	W, 68-60
N13	CARVER (SDN/Roku)	W, 95-34
N16	at Stanford# (Pac-12 Networks)	canc.
N18	at Oklahoma# (Fox Sports Oklahoma)	L, 64-75
N21	COPPIN STATE# (ESPN3)	W, 98-65
N23	MARS HILL# (SDN/Roku)	W, 97-46
N26	at South Carolina (SEC Network+)	W, 81-61
D1	*ETSU (ESPN+)	W, 79-62
D4	at No. 2 Kansas (ESPN+)	L, 47-72
D6	KENTUCKY CHRISTIAN (SDN/Roku)	W, 112-58
D9	COASTAL CAROLINA (ESPN+)	W, 82-71
D15	UNC ASHEVILLE (ESPN+)	W, 92-49
D19	at No. 17 Mississippi State (SEC Network+)	L, 87-98
D29	*at Western Carolina (ESPN+)	W, 74-54
J3	*THE CITADEL (ESPN+)	W, 112-81
J5	*MERCER (Nexstar/ESPN3)	W, 78-74
J10	*at UNCG (ESPN3)	W, 72-43
J12	*at VMI (ESPN+)	W, 90-76
J19	*FURMAN (Nexstar/ESPN3)	W, 59-54
J24	*SAMFORD (ESPN+)	W, 107-106 (OT)
J26	*CHATTANOOGA (Nexstar/ESPN+)	W, 80-69
J31	*at Mercer (ESPN+)	W, 76-67
F2	*at The Citadel (Nexstar/ESPN3)	W, 99-61
F7	*at ETSU (ESPN+)	W, 78-76 (OT)
F9	*WESTERN CAROLINA (ESPN+)	W, 83-56
F14	*VMI (ESPN+)	W, 95-84
F16	*UNCG (Nexstar/ESPN+)	W, 80-50
F23	*at Furman (ESPN3)	W, 72-64
F28	*at Chattanooga (ESPN+)	W, 80-54
M2	*at Samford (ESPN3)	W, 85-64
M9	vs. VMI^ (Nexstar/ESPN+)	W, 99-72
M10	vs. ETSU^ (Nexstar/ESPN+)	W, 81-72
M11	vs. UNCG^ (Nexstar/ESPN+)	W, 70-58
M21	vs. Seton Hall& (CBS)	9:40 p.m.

\* - Southern Conference game  
# - Bad Boy Mowers Battle 4 Atlantis (campus sites)  
^ - SoCon Championship (Asheville, N.C.)  
& - NCAA Championship (Jacksonville, Fla.)

## Southern Conference men's basketball media relations information

### The Citadel (CitadelSports.com)

Milledge Austin (maustin7@citadel.edu)  
Office: 843-953-6567

### ETSU (ETSUBucs.com)

Kevin Brown (brownk@etsu.edu)  
Office: 423-439-5263

### Furman (FurmanPaladins.com)

Jordan Caskey (jordan.caskey@furman.edu)  
Office: 864-294-3065

### Mercer (MercerBears.com)

Will Tharp (tharp\_wb@mercer.edu)  
Office: 478-301-5218

### UNC Greensboro (UNCGSpartans.com)

Stephen Czarda (s\_czarda@uncg.edu)  
Office: 336-334-5615

### Samford (SamfordSports.com)

Joey Mullins (jimmulli1@samford.edu)  
Office: 205-726-2799

### Chattanooga (GoMocs.com)

Jim Horten (james-horten@utc.edu)  
Office: 423-425-2350

### VMI (VMIKeydets.com)

Wade Branner (brannerwh@vmi.edu)  
Office: 540-464-7515

### Western Carolina (CatamountSports.com)

Steven Grandy (sgrandy@email.wcu.edu)  
Office: 828-227-2655

### Wofford (WoffordTerriers.com)

Phil Marcello (marcellopr@wofford.edu)  
Office: 864-597-4092

### Southern Conference (SoConSports.com)

Phil Perry (pperry@socon.org)  
Office: 864-591-5100 // Cell: 864-525-5174

2018-19 Southern Conference  
CONFERENCE BASKETBALL STATISTICS  
Through games of Mar 18, 2019 (All games)

SCORING OFFENSE	G	W-L	Pts	Avg/G
1. The Citadel	30	12-18	2553	85.1
2. Wofford	33	29-4	2739	83.0
3. ETSU	33	24-9	2613	79.2
4. Samford	33	17-16	2583	78.3
5. Furman	32	25-7	2492	77.9
6. VMI	32	11-21	2433	76.0
7. UNC Greensboro	34	28-6	2585	76.0
8. Mercer	31	11-20	2248	72.5
9. Western Carolina	32	7-25	2304	72.0
10. Chattanooga	32	12-20	2268	70.9

SCORING DEFENSE	G	Pts	Avg/G
1. Wofford	33	2165	65.6
2. Furman	32	2106	65.8
3. UNC Greensboro	34	2288	67.3
4. ETSU	33	2269	68.8
5. Mercer	31	2246	72.5
6. Chattanooga	32	2376	74.2
7. Samford	33	2487	75.4
8. Western Carolina	32	2563	80.1
9. VMI	32	2617	81.8
10. The Citadel	30	2584	86.1

SCORING MARGIN	G	Offense	Defense	Margin
1. Wofford	33	83.0	65.6	+17.4
2. Furman	32	77.9	65.8	+12.1
3. ETSU	33	79.2	68.8	+10.4
4. UNC Greensboro	34	76.0	67.3	+8.7
5. Samford	33	78.3	75.4	+2.9
6. Mercer	31	72.5	72.5	+0.1
7. The Citadel	30	85.1	86.1	-1.0
8. Chattanooga	32	70.9	74.2	-3.4
9. VMI	32	76.0	81.8	-5.8
10. Western Carolina	32	72.0	80.1	-8.1

FREE THROW PCT	G	FTM	FTA	Pct.
1. The Citadel	30	385	523	.736
2. Samford	33	487	666	.731
3. VMI	32	424	581	.730
4. Furman	32	354	496	.714
5. UNC Greensboro	34	442	632	.699
6. Wofford	33	381	545	.699
7. Mercer	31	446	648	.688
8. Chattanooga	32	312	457	.683
9. Western Carolina	32	424	628	.675
10. ETSU	33	410	616	.666

FIELD GOAL PERCENTAGE	G	FGM	FGA	Pct.
1. Wofford	33	997	2022	.493
2. ETSU	33	971	2001	.485
3. Furman	32	904	1900	.476
4. Samford	33	921	1951	.472
5. UNC Greensboro	34	940	2059	.457
6. Western Carolina	32	792	1744	.454
7. Mercer	31	787	1746	.451
8. The Citadel	30	899	2011	.447
9. Chattanooga	32	833	1881	.443
10. VMI	32	843	1974	.427

FIELD GOAL PCT DEFENSE	G	FGM	FGA	Pct.
1. Furman	32	787	1889	.417
2. Samford	33	872	2088	.418
3. Wofford	33	772	1810	.427
4. ETSU	33	801	1861	.430
5. UNC Greensboro	34	808	1857	.435
6. Mercer	31	779	1772	.440
7. Chattanooga	32	864	1899	.455
8. The Citadel	30	909	1969	.462
9. VMI	32	944	1987	.475
10. Western Carolina	32	904	1883	.480

3-POINT FG PCT	G	3FGM	3FGA	Pct.
1. Wofford	33	364	874	.416
2. Western Carolina	32	296	800	.370
3. Samford	33	254	687	.370
4. Chattanooga	32	290	795	.365
5. Furman	32	330	908	.363
6. ETSU	33	261	725	.360
7. VMI	32	323	899	.359
8. UNC Greensboro	34	263	763	.345
9. Mercer	31	228	663	.344
10. The Citadel	30	370	1076	.344

3-POINT FG PCT DEFENSE	G	3FGM	3FGA	Pct.
1. Furman	32	232	732	.317
2. Wofford	33	236	733	.322
3. Western Carolina	32	241	720	.335
4. UNC Greensboro	34	251	724	.347
5. Mercer	31	289	832	.347
6. Samford	33	326	923	.353
7. Chattanooga	32	240	672	.357
8. VMI	32	290	782	.371
9. The Citadel	30	346	933	.371
10. ETSU	33	285	758	.376

REBOUNDING OFFENSE	G	Rebounds	Avg/G
1. ETSU	33	1320	40.0
2. Samford	33	1225	37.1
3. The Citadel	30	1104	36.8
4. Furman	32	1144	35.8
5. Western Carolina	32	1135	35.5
6. Wofford	33	1170	35.5
7. UNC Greensboro	34	1183	34.8
8. VMI	32	1110	34.7
9. Chattanooga	32	1096	34.2
10. Mercer	31	1059	34.2

REBOUNDING DEFENSE	G	Rebounds	Avg/G
1. Wofford	33	956	29.0
2. ETSU	33	975	29.5
3. Western Carolina	32	1033	32.3
4. UNC Greensboro	34	1149	33.8
5. Furman	32	1090	34.1
6. Mercer	31	1093	35.3
7. Chattanooga	32	1160	36.2
8. Samford	33	1211	36.7
9. VMI	32	1243	38.8
10. The Citadel	30	1216	40.5

2018-19 Southern Conference  
CONFERENCE BASKETBALL STATISTICS  
Through games of Mar 18, 2019 (All games)

REBOUNDING MARGIN					
	G	Team	Avg.	Opp.	Avg. Margin
1. ETSU	33	1320	40.0	975	29.5 +10.5
2. Wofford	33	1170	35.5	956	29.0 +6.5
3. Western Carolina	32	1135	35.5	1033	32.3 +3.2
4. Furman	32	1144	35.8	1090	34.1 +1.7
5. UNC Greensboro	34	1183	34.8	1149	33.8 +1.0
6. Samford	33	1225	37.1	1211	36.7 +0.4
7. Mercer	31	1059	34.2	1093	35.3 -1.1
8. Chattanooga	32	1096	34.2	1160	36.2 -2.0
9. The Citadel	30	1104	36.8	1216	40.5 -3.7
10. VMI	32	1110	34.7	1243	38.8 -4.2

BLOCKED SHOTS			
	G	No.	Avg/G
1. Furman	32	135	4.2
2. ETSU	33	131	4.0
3. UNC Greensboro	34	131	3.9
4. Samford	33	127	3.8
5. The Citadel	30	110	3.7
6. Wofford	33	99	3.0
7. Mercer	31	80	2.6
8. Chattanooga	32	79	2.5
9. VMI	32	61	1.9
10. Western Carolina	32	53	1.7

ASSISTS			
	G	No.	Avg/G
1. Furman	32	510	15.9
2. ETSU	33	513	15.5
3. The Citadel	30	463	15.4
4. Wofford	33	507	15.4
5. Samford	33	461	14.0
6. VMI	32	442	13.8
7. Chattanooga	32	418	13.1
8. UNC Greensboro	34	436	12.8
9. Mercer	31	393	12.7
10. Western Carolina	32	389	12.2

STEALS			
	G	No.	Avg/G
1. UNC Greensboro	34	301	8.9
2. Furman	32	280	8.8
3. ETSU	33	246	7.5
4. Samford	33	238	7.2
5. Wofford	33	227	6.9
6. VMI	32	217	6.8
7. The Citadel	30	201	6.7
8. Mercer	31	207	6.7
9. Chattanooga	32	139	4.3
10. Western Carolina	32	135	4.2

TURNOVER MARGIN					
	G	Team	Avg.	Opp.	Avg. Margin
1. UNC Greensboro	34	401	11.8	567	16.7 +4.9
2. Wofford	33	359	10.9	459	13.9 +3.0
3. Furman	32	401	12.5	461	14.4 +1.9
4. Mercer	31	407	13.1	442	14.3 +1.1
5. The Citadel	30	386	12.9	408	13.6 +0.7
6. VMI	32	390	12.2	410	12.8 +0.6
7. ETSU	33	470	14.2	482	14.6 +0.4
8. Samford	33	463	14.0	441	13.4 -0.7
9. Chattanooga	32	408	12.8	358	11.2 -1.6
10. Western Carolina	32	576	18.0	337	10.5 -7.5

ASSIST/TURNOVER RATIO						
	G	Ast.	Avg.	T/O	Avg.	Ratio
1. Wofford	33	507	15.4	359	10.9	1.4
2. Furman	32	510	15.9	401	12.5	1.3
3. The Citadel	30	463	15.4	386	12.9	1.2
4. VMI	32	442	13.8	390	12.2	1.1
5. ETSU	33	513	15.5	470	14.2	1.1
6. UNC Greensboro	34	436	12.8	401	11.8	1.1
7. Chattanooga	32	418	13.1	408	12.8	1.0
8. Samford	33	461	14.0	463	14.0	1.0
9. Mercer	31	393	12.7	407	13.1	1.0
10. Western Carolina	32	389	12.2	576	18.0	0.7

OFFENSIVE REBOUNDS			
	G	No.	Avg/G
1. ETSU	33	431	13.1
2. UNC Greensboro	34	385	11.3
3. The Citadel	30	322	10.7
4. Wofford	33	350	10.6
5. Furman	32	320	10.0
6. Mercer	31	307	9.9
7. Samford	33	322	9.8
8. Western Carolina	32	306	9.6
9. Chattanooga	32	283	8.8
10. VMI	32	281	8.8

DEFENSIVE REBOUNDS			
	G	No.	Avg/G
1. Samford	33	903	27.4
2. ETSU	33	889	26.9
3. The Citadel	30	782	26.1
4. Western Carolina	32	829	25.9
4. VMI	32	829	25.9
6. Furman	32	824	25.8
7. Chattanooga	32	813	25.4
8. Wofford	33	820	24.8
9. Mercer	31	752	24.3
10. UNC Greensboro	34	798	23.5

DEFENSIVE REB PCT.				
	G	D-Reb	Opp. OR	D-Reb%
1. ETSU	33	889	267	.769
2. Wofford	33	820	253	.764
3. Western Carolina	32	829	280	.748
4. VMI	32	829	313	.726
5. Chattanooga	32	813	308	.725
6. Furman	32	824	338	.709
7. UNC Greensboro	34	798	334	.705
8. The Citadel	30	782	353	.689
9. Samford	33	903	410	.688
10. Mercer	31	752	349	.683

OFFENSIVE REB PCT.				
	G	O-Reb	Opp. DR	O-Reb%
1. ETSU	33	431	708	.378
2. Wofford	33	350	703	.332
3. UNC Greensboro	34	385	815	.321
4. Furman	32	320	752	.299
5. Mercer	31	307	744	.292
6. Western Carolina	32	306	753	.289
7. Samford	33	322	801	.287
8. The Citadel	30	322	863	.272
9. Chattanooga	32	283	852	.249
10. VMI	32	281	930	.232

2018-19 Southern Conference  
CONFERENCE BASKETBALL STATISTICS  
Through games of Mar 18, 2019 (All games)

3-POINT FG MADE	G	No.	Avg/G
1. The Citadel	30	370	12.3
2. Wofford	33	364	11.0
3. Furman	32	330	10.3
4. VMI	32	323	10.1
5. Western Carolina	32	296	9.3
6. Chattanooga	32	290	9.1
7. ETSU	33	261	7.9
8. UNC Greensboro	34	263	7.7
9. Samford	33	254	7.7
10. Mercer	31	228	7.4

2018-19 Southern Conference  
CONFERENCE BASKETBALL STATISTICS  
Through games of Mar 18, 2019 (All games)

Team	Conference	Pct.	PF	PA	Overall	Pct.	PF	PA	Current unbeaten streak
Wofford	18-0	1.000	83.3	66.4	29-4	.879	83.0	65.6	Wofford -- 20
UNC Greensboro	15-3	.833	75.1	69.8	28-6	.824	76.0	67.3	
Furman	13-5	.722	76.3	66.7	25-7	.781	77.9	65.8	
ETSU	13-5	.722	79.6	72.2	24-9	.727	79.2	68.8	
Chattanooga	7-11	.389	70.1	76.5	12-20	.375	70.9	74.2	
Samford	6-12	.333	78.6	80.4	17-16	.515	78.3	75.4	
Mercer	6-12	.333	70.9	75.3	11-20	.355	72.5	72.5	
The Citadel	4-14	.222	76.2	86.1	12-18	.400	85.1	86.1	
VMI	4-14	.222	74.1	84.9	11-21	.344	76.0	81.8	
Western Carolina	4-14	.222	74.9	80.9	7-25	.219	72.0	80.1	

TEAM SUMMARIES	G	PF-PA	Avg score	Margin	FG-FGA	Pct.	3FG-FGA	Pct.	FT-FTA	Pct.	RebF	RebA	Margin
Chattanooga	32	2268-2376	70.9-74.2	-3.4	833-1881	.443	290-795	.365	312-457	.683	1096	1160	-2.0
ETSU	33	2613-2269	79.2-68.8	+10.4	971-2001	.485	261-725	.360	410-616	.666	1320	975	+10.5
Furman	32	2492-2106	77.9-65.8	+12.1	904-1900	.476	330-908	.363	354-496	.714	1144	1090	+1.7
Mercer	31	2248-2246	72.5-72.5	+0.1	787-1746	.451	228-663	.344	446-648	.688	1059	1093	-1.1
Samford	33	2583-2487	78.3-75.4	+2.9	921-1951	.472	254-687	.370	487-666	.731	1225	1211	+0.4
The Citadel	30	2553-2584	85.1-86.1	-1.0	899-2011	.447	370-1076	.344	385-523	.736	1104	1216	-3.7
UNC Greensboro	34	2585-2288	76.0-67.3	+8.7	940-2059	.457	263-763	.345	442-632	.699	1183	1149	+1.0
VMI	32	2433-2617	76.0-81.8	-5.7	843-1974	.427	323-899	.359	424-581	.730	1110	1243	-4.2
Western Carolina	32	2304-2563	72.0-80.1	-8.1	792-1744	.454	296-800	.370	424-628	.675	1135	1033	+3.2
Wofford	33	2739-2165	83.0-65.6	+17.4	997-2022	.493	364-874	.416	381-545	.699	1170	956	+6.5

ATTENDANCE	Home	Average	Away	Average	Neutral	Average	Total	Average
Chattanooga	14-43638	3117	15-45634	3042	3-5443	1814	32-94715	2960
ETSU	15-66434	4429	14-56194	4014	4-9454	2364	33-132082	4002
Furman	15-28825	1922	15-50867	3391	2-9189	4594	32-88881	2778
Mercer	15-35372	2358	14-44668	3191	2-5420	2710	31-85460	2757
Samford	17-19933	1173	14-49370	3526	2-2321	1160	33-71624	2170
The Citadel	15-16079	1072	14-48955	3497	1-2321	2321	30-67355	2245
UNC Greensboro	15-41764	2784	15-63091	4206	4-12845	3211	34-117700	3462
VMI	15-14833	989	15-57623	3842	2-0	0	32-72456	2264
Western Carolina	12-18794	1566	17-58808	3459	3-0	0	32-77602	2425
Wofford	16-37880	2368	14-56087	4006	3-6400	2133	33-100367	3041
Totals	149-323552	2171	147-531297	3614	26-53393	2054	322-908242	2821



2018-19 Southern Conference  
INDIVIDUAL BASKETBALL STATISTICS  
Through games of Mar 18, 2019 (All games)

To be ranked, a player must appear in at least 75.0% of their team's games.

SCORING							REBOUNDING							
	Cl	G	FG	3FG	FT	Pts	Avg/G		Cl	G	Off	Def	Total	Avg/G
1. Bubba Parham-VMI	So	32	210	116	150	686	21.4	1. Jeromy Rodriguez-ETSU	Jr	33	113	248	361	10.9
2. Fletcher Magee-WOF	Sr	33	214	151	98	677	20.5	2. Carlos Dotson-WCU	Jr	31	97	196	293	9.5
3. Lew Stallworth-CIT	Sr	29	221	36	108	586	20.2	3. Matt Rafferty-FUR	Sr	32	85	205	290	9.1
4. Ross Cummings-MER	So	31	162	101	113	538	17.4	4. Ruben Guerrero-SAM	Sr	33	108	169	277	8.4
5. Matt Rafferty-FUR	Sr	32	206	8	130	550	17.2	5. Robert Allen-SAM	Fr	33	70	203	273	8.3
6. Francis Alonso-UNCG	Sr	34	180	89	134	583	17.1	6. James Dickey-UNCG	Jr	28	78	151	229	8.2
7. Josh Sharkey-SAM	Jr	33	175	30	159	539	16.3	7. Mladen Armus-ETSU	So	33	90	165	255	7.7
8. Jordan Lyons-FUR	Jr	32	179	101	55	514	16.1	8. Cameron Jackson-WOF	Sr	33	87	161	248	7.5
9. Isaiah Miller-UNCG	So	34	211	21	60	503	14.8	9. Zane Najdawi-CIT	Sr	30	74	145	219	7.3
10. Cameron Jackson-WOF	Sr	33	190	7	95	482	14.6	10. Keve Aluma-WOF	So	33	84	140	224	6.8
11. Zane Najdawi-CIT	Sr	30	154	26	94	428	14.3	11. Kevin Easley-UTC	Fr	29	50	143	193	6.7
12. Kevin Easley-UTC	Fr	29	154	50	54	412	14.2	12. Garrett Gilkeson-VMI	Jr	32	53	144	197	6.2
13. Carlos Dotson-WCU	Jr	31	170	0	90	430	13.9	13. Clay Mounce-FUR	So	32	47	133	180	5.6
14. Kameron Gibson-WCU	Fr	32	159	78	39	435	13.6	14. Tyler Creamer-VMI	Jr	30	43	120	163	5.4
15. Ruben Guerrero-SAM	Sr	33	187	0	71	445	13.5	15. Lew Stallworth-CIT	Sr	29	11	143	154	5.3
16. Nathan Hoover-WOF	Jr	33	142	84	70	438	13.3	16. Fardaws Aimaq-MER	Fr	29	65	88	153	5.3
17. Brandon Austin-SAM	Jr	33	146	89	43	424	12.8	17. Ethan Stair-MER	Jr	31	41	121	162	5.2
18. Matt Frierson-CIT	Sr	29	107	104	44	362	12.5	18. Myles Lewis-VMI	So	32	54	106	160	5.0
19. Myron Gordon-SAM	Jr	33	129	35	111	404	12.2	19. Jaylen Stowe-MER	Sr	31	31	120	151	4.9
20. Tray Boyd III-ETSU	Jr	33	153	80	14	400	12.1	20. Onno Steger-WCU	Jr	32	41	114	155	4.8
21. Ethan Stair-MER	Jr	31	125	51	62	363	11.7							
22. Matt Halvorsen-WCU	So	32	103	77	89	372	11.6							
23. Onno Steger-WCU	Jr	32	114	65	67	360	11.3							
23. Kaiden Rice-CIT	So	28	112	71	20	315	11.3							
25. Jeromy Rodriguez-ETSU	Jr	33	152	0	67	371	11.2							
26. Donovan Toatley-UTC	Fr	28	113	27	60	313	11.2							
27. Garrett Gilkeson-VMI	Jr	32	117	48	68	350	10.9							
28. Clay Mounce-FUR	So	32	130	51	33	344	10.8							
29. Jaylen Stowe-MER	Sr	31	119	11	78	327	10.5							
30. Myles Lewis-VMI	So	32	139	2	56	336	10.5							

FIELD GOAL PCT						ASSISTS				
	Cl	G	FGM	FGA	Pct.		Cl	G	No.	Avg/G
1. Matt Rafferty-FUR	Sr	32	206	334	.617	1. Josh Sharkey-SAM	Jr	33	239	7.2
2. Ruben Guerrero-SAM	Sr	33	187	306	.611	2. Lew Stallworth-CIT	Sr	29	181	6.2
3. Carlos Dotson-WCU	Jr	31	170	285	.596	3. Matt Rafferty-FUR	Sr	32	136	4.3
4. Cameron Jackson-WOF	Sr	33	190	327	.581	4. Demetrius Troy-UNCG	Sr	34	135	4.0
5. Lew Stallworth-CIT	Sr	29	221	419	.527	5. Marcus Cohen-MER	So	29	106	3.7
6. Isaiah Miller-UNCG	So	34	211	412	.512	6. Bubba Parham-VMI	So	32	112	3.5
7. Zane Najdawi-CIT	Sr	30	154	313	.492	7. Alex Hunter-FUR	So	32	106	3.3
8. Josh Sharkey-SAM	Jr	33	175	394	.444	8. Storm Murphy-WOF	So	32	103	3.2
9. Fletcher Magee-WOF	Sr	33	214	482	.444	9. Donovan Toatley-UTC	Fr	28	82	2.9
10. Kevin Easley-UTC	Fr	29	154	347	.444	10. Isaiah Tisdale-ETSU	Jr	32	92	2.9
11. Ross Cummings-MER	So	31	162	379	.427	11. Matt Halvorsen-WCU	So	32	88	2.8
12. Bubba Parham-VMI	So	32	210	494	.425	-11. Garrett Gilkeson-VMI	Jr	32	88	2.8
13. Francis Alonso-UNCG	Sr	34	180	433	.416	13. Cameron Jackson-WOF	Sr	33	90	2.7
14. Jordan Lyons-FUR	Jr	32	179	452	.396	14. Bo Hodges-ETSU	So	28	74	2.6
						15. Greg Parham-VMI	So	32	81	2.5

2018-19 Southern Conference  
INDIVIDUAL BASKETBALL STATISTICS  
Through games of Mar 18, 2019 (All games)

FREE THROW PCT					
	Cl	G	FTM	FTA	Pct.
1. Fletcher Magee-WOF	Sr	33	98	108	.907
2. Francis Alonso-UNCG	Sr	34	134	152	.882
3. Matt Halvorsen-WCU	So	32	89	103	.864
4. Myron Gordon-SAM	Jr	33	111	130	.854
5. Ross Cummings-MER	So	31	113	141	.801
6. Bubba Parham-VMI	So	32	150	189	.794
7. Matt Rafferty-FUR	Sr	32	130	170	.765
8. Josh Sharkey-SAM	Jr	33	159	212	.750
9. Lew Stallworth-CIT	Sr	29	108	146	.740
10. Zane Najdawi-CIT	Sr	30	94	129	.729
11. Jaylen Stowe-MER	Sr	31	78	110	.709
12. Cameron Jackson-WOF	Sr	33	95	155	.613
13. Carlos Dotson-WCU	Jr	31	90	171	.526

STEALS				
	Cl	G	No.	Avg/G
1. Isaiah Miller-UNCG	So	34	101	3.0
2. Josh Sharkey-SAM	Jr	33	86	2.6
3. Matt Rafferty-FUR	Sr	32	79	2.5
4. Garrett Gilkeson-VMI	Jr	32	52	1.6
5. Ethan Stair-MER	Jr	31	48	1.5
6. Cameron Jackson-WOF	Sr	33	51	1.5
7. James Dickey-UNCG	Jr	28	39	1.4
8. Jeromy Rodriguez-ETSU	Jr	33	44	1.3
9. Demetrius Troy-UNCG	Sr	34	42	1.2
10. Jordan Lyons-FUR	Jr	32	39	1.2
11. Myles Lewis-VMI	So	32	38	1.2
12. Bo Hodges-ETSU	So	28	31	1.1
13. Isaiah Tisdale-ETSU	Jr	32	35	1.1
14. Brandon Austin-SAM	Jr	33	36	1.1
15. Jaylen Stowe-MER	Sr	31	33	1.1

3-POINT FG PCT					
	Cl	G	3FG	FGA	Pct.
1. Nathan Hoover-WOF	Jr	33	84	184	.457
2. Fletcher Magee-WOF	Sr	33	151	353	.428
3. Clay Mounce-FUR	So	32	51	120	.425
4. Garrett Gilkeson-VMI	Jr	32	48	113	.425
5. Andrew Brown-FUR	Sr	25	43	103	.417
6. Ethan Stair-MER	Jr	31	51	123	.415
7. Brandon Austin-SAM	Jr	33	89	215	.414
8. David Jean-Baptiste-UTC	So	31	50	122	.410
9. Kameron Gibson-WCU	Fr	32	78	193	.404
10. Ross Cummings-MER	So	31	101	253	.399
11. Bubba Parham-VMI	So	32	116	292	.397
12. Kevin Easley-UTC	Fr	29	50	126	.397
13. Kyrin Galloway-UNCG	Jr	34	51	130	.392
14. Patrick Good-ETSU	So	32	87	223	.390
15. Connor Kern-CIT	Sr	29	49	127	.386

3-POINT FG MADE				
	Cl	G	3FG	Avg/G
1. Fletcher Magee-WOF	Sr	33	151	4.6
2. Bubba Parham-VMI	So	32	116	3.6
3. Matt Frierson-CIT	Sr	29	104	3.6
4. Ross Cummings-MER	So	31	101	3.3
5. Jordan Lyons-FUR	Jr	32	101	3.2
6. Patrick Good-ETSU	So	32	87	2.7
7. Brandon Austin-SAM	Jr	33	89	2.7
8. Francis Alonso-UNCG	Sr	34	89	2.6
9. Nathan Hoover-WOF	Jr	33	84	2.5
10. Kaiden Rice-CIT	So	28	71	2.5
11. Kameron Gibson-WCU	Fr	32	78	2.4
12. Tray Boyd III-ETSU	Jr	33	80	2.4
13. Matt Halvorsen-WCU	So	32	77	2.4
14. Onno Steger-WCU	Jr	32	65	2.0
15. Alex Hunter-FUR	So	32	58	1.8

BLOCKED SHOTS				
	Cl	G	No.	Avg/G
1. Ruben Guerrero-SAM	Sr	33	69	2.1
2. Zane Najdawi-CIT	Sr	30	59	2.0
3. James Dickey-UNCG	Jr	28	55	2.0
4. Clay Mounce-FUR	So	32	37	1.2
5. Matt Rafferty-FUR	Sr	32	36	1.1
6. Mladen Armus-ETSU	So	33	34	1.0
6. Cameron Jackson-WOF	Sr	33	34	1.0
8. Kyrin Galloway-UNCG	Jr	34	34	1.0
9. Victor Bafutto-MER	So	30	28	0.9
10. Robert Allen-SAM	Fr	33	30	0.9
11. Keve Aluma-WOF	So	33	28	0.8
12. Noah Gurley-FUR	Fr	30	23	0.8
13. Fardaws Aimaq-MER	Fr	29	22	0.8
14. Bo Hodges-ETSU	So	28	21	0.8
15. Jeromy Rodriguez-ETSU	Jr	33	21	0.6

ASSIST/TURNOVER RATIO					
	Cl	G	Ast.	T/O	Ratio
1. Alex Hunter-FUR	So	32	106	37	2.9
2. Storm Murphy-WOF	So	32	103	40	2.6
3. Demetrius Troy-UNCG	Sr	34	135	64	2.1
4. Matt Rafferty-FUR	Sr	32	136	67	2.0
5. Marcus Cohen-MER	So	29	106	60	1.8
6. Lew Stallworth-CIT	Sr	29	181	104	1.7
7. Josh Sharkey-SAM	Jr	33	239	165	1.4
8. Bubba Parham-VMI	So	32	112	82	1.4

2018-19 Southern Conference  
INDIVIDUAL BASKETBALL STATISTICS  
Through games of Mar 18, 2019 (All games)

OFFENSIVE REBOUNDS				
	Cl	G	No.	Avg/G
1. Jeromy Rodriguez-ETSU	Jr	33	113	3.4
2. Ruben Guerrero-SAM	Sr	33	108	3.3
3. Carlos Dotson-WCU	Jr	31	97	3.1
4. James Dickey-UNCG	Jr	28	78	2.8
5. Mladen Armus-ETSU	So	33	90	2.7
6. Matt Rafferty-FUR	Sr	32	85	2.7
7. Cameron Jackson-WOF	Sr	33	87	2.6
8. Keve Aluma-WOF	So	33	84	2.5
9. Zane Najdawi-CIT	Sr	30	74	2.5
10. Fardaws Aimaq-MER	Fr	29	65	2.2
11. Chevez Goodwin-WOF	So	33	72	2.2
12. Robert Allen-SAM	Fr	33	70	2.1
13. Kevin Easley-UTC	Fr	29	50	1.7
14. Myles Lewis-VMI	So	32	54	1.7
15. Garrett Gilkeson-VMI	Jr	32	53	1.7

DEFENSIVE REBOUNDS				
	Cl	G	No.	Avg/G
1. Jeromy Rodriguez-ETSU	Jr	33	248	7.5
2. Matt Rafferty-FUR	Sr	32	205	6.4
3. Carlos Dotson-WCU	Jr	31	196	6.3
4. Robert Allen-SAM	Fr	33	203	6.2
5. James Dickey-UNCG	Jr	28	151	5.4
6. Ruben Guerrero-SAM	Sr	33	169	5.1
7. Mladen Armus-ETSU	So	33	165	5.0
8. Kevin Easley-UTC	Fr	29	143	4.9
-8. Lew Stallworth-CIT	Sr	29	143	4.9
10. Cameron Jackson-WOF	Sr	33	161	4.9
11. Zane Najdawi-CIT	Sr	30	145	4.8
12. Garrett Gilkeson-VMI	Jr	32	144	4.5
13. Keve Aluma-WOF	So	33	140	4.2
14. Clay Mounce-FUR	So	32	133	4.2
15. Tyler Creammer-VMI	Jr	30	120	4.0

MINUTES PLAYED				
	Cl	G	No.	Avg/G
1. Josh Sharkey-SAM	Jr	33	1168	35.4
2. Matt Halvorsen-WCU	So	32	1087	34.0
3. Bubba Parham-VMI	So	32	1085	33.9
4. Lew Stallworth-CIT	Sr	29	968	33.4
5. Matt Rafferty-FUR	Sr	32	1066	33.3
6. Ross Cummings-MER	So	31	1032	33.3
7. Garrett Gilkeson-VMI	Jr	32	1061	33.2
8. Alex Hunter-FUR	So	32	1058	33.1
9. Jordan Lyons-FUR	Jr	32	1048	32.8
10. Ethan Stair-MER	Jr	31	1007	32.5

2018-19 Southern Conference  
Conference Team Highs  
Through games of Mar 18, 2019 (All games)

TEAM HIGHS (highest totals made by)

Points	148	The Citadel vs Mid-Atl. Christian (11/12/18)
	137	The Citadel vs Johnson (11/14/18)
	127	The Citadel vs Johnson & Wales (12/05/18)
	112	The Citadel vs High Point (11/27/18)
	112	Wofford vs Kentucky Christian (12/06/18)
	112	Wofford vs The Citadel (01/03/19)
Margin	78 (111-33)	UNC Greensboro vs Greensboro College (11/27/18)
	77 (137-60)	The Citadel vs Johnson (11/14/18)
	73 (148-75)	The Citadel vs Mid-Atl. Christian (11/12/18)
	65 (109-44)	ETSU vs Hiwassee (11/08/18)
	64 (98-34)	VMI vs Goucher (11/11/18)
Field goals made	57	The Citadel vs Mid-Atl. Christian (11/12/18)
	47	The Citadel vs Johnson (11/14/18)
	46	ETSU vs Hiwassee (11/08/18)
	46	The Citadel vs Johnson & Wales (12/05/18)
	45	Wofford vs Kentucky Christian (12/06/18)
Field goal attempts	98	The Citadel vs Mid-Atl. Christian (11/12/18)
	88	The Citadel vs Johnson & Wales (12/05/18)
	85	The Citadel vs Johnson (11/14/18)
	81	Samford vs Belmont (11/29/18)
Field goal percentage	81	Wofford vs Kentucky Christian (12/06/18)
	.672 (43-64)	Wofford vs The Citadel (01/03/19)
	.667 (38-57)	Samford at Wofford (01/24/19)
	.640 (32-50)	Furman vs ETSU (02/09/19)
	.623 (38-61)	Samford vs North Alabama (11/06/18)
3-Pt FG made	.623 (38-61)	The Citadel vs High Point (11/27/18)
	23	The Citadel vs Mid-Atl. Christian (11/12/18)
	23	The Citadel vs High Point (11/27/18)
	22	The Citadel vs UNC Greensboro (02/28/19)
	21	Furman vs North Greenville (11/15/18)
	20	Wofford at The Citadel (02/02/19)
3-Pt FG attempts	51	The Citadel vs Mid-Atl. Christian (11/12/18)
	49	Furman vs North Greenville (11/15/18)
	48	The Citadel vs Johnson (11/14/18)
	47	The Citadel vs Samford (02/23/19)
	46	Furman vs UNCW (12/15/18)
3-Pt percentage	46	The Citadel at Samford (01/17/19)
	.733 (11-15)	Samford at Wofford (01/24/19)
	.667 (12-18)	Furman vs ETSU (02/09/19)
	.647 (11-17)	Mercer at VMI (02/28/19)
	.633 (19-30)	Western Carolina vs The Citadel (02/16/19)
Free throws made	.606 (20-33)	Wofford at The Citadel (02/02/19)
	32	ETSU vs Reinhardt (12/03/18)
	29	Western Carolina vs Hiwassee (11/17/18)
	29	Mercer at UNC Greensboro (01/26/19)
	27	Mercer vs Piedmont (11/09/18)
	27	UNC Greensboro at Samford (12/22/18)
	27	Mercer at Samford (01/19/19)
	27	ETSU vs Mercer (02/16/19)
Free throw attempts	40	Mercer vs Piedmont (11/09/18)
	39	ETSU vs Reinhardt (12/03/18)
	38	Western Carolina vs Hiwassee (11/17/18)
	36	UNC Greensboro at Samford (12/22/18)
	35	Samford vs Jacksonville State (11/09/18)
	35	Mercer at Samford (01/19/19)

	35	ETSU vs Mercer (02/16/19)
Free throw percentage	1.000 (11-11)	VMI at Presbyterian (12/12/18)
	1.000 (5-5)	VMI at Kentucky (11/18/18)
	1.000 (3-3)	ETSU at Creighton (11/11/18)
	.958 (23-24)	Furman at Samford (02/28/19)
	.950 (19-20)	Samford at Wofford (01/24/19)
Rebounds	64	ETSU vs Reinhardt (12/03/18)
	63	The Citadel vs Mid-Atl. Christian (11/12/18)
	62	The Citadel vs Johnson (11/14/18)
	56	ETSU vs Hiwassee (11/08/18)
	56	Western Carolina vs Hiwassee (11/17/18)
Assists	37	The Citadel vs Mid-Atl. Christian (11/12/18)
	28	The Citadel vs Johnson (11/14/18)
	27	The Citadel vs High Point (11/27/18)
	27	UNC Greensboro vs Greensboro College (11/27/18)
	27	The Citadel vs Johnson & Wales (12/05/18)
	27	Wofford vs Kentucky Christian (12/06/18)
Steals	23	UNC Greensboro vs Greensboro College (11/27/18)
	20	Wofford vs Mars Hill (11/23/18)
	18	VMI vs Goucher (11/11/18)
	16	The Citadel vs Johnson (11/14/18)
	15	UNC Greensboro vs Johnson & Wales (11/16/18)
	15	The Citadel vs Western Carolina (01/12/19)
Blocked shots	14	The Citadel vs Johnson (11/14/18)
	11	The Citadel vs Samford (02/23/19)
	10	Furman vs UNC Greensboro (02/14/19)
	9	UNC Greensboro at North Carolina A&T (11/06/18)
	9	Mercer vs Piedmont (11/09/18)
	9	UNC Greensboro vs Mercer (01/26/19)
	9	Samford vs ETSU (01/31/19)
	9	Furman vs VMI (02/16/19)
Turnovers	35	Western Carolina vs Jacksonville State (11/20/18)
	33	Western Carolina at NC State (12/05/18)
	29	Western Carolina at The Citadel (01/12/19)
	26	Western Carolina at Iowa (12/18/18)
	24	Mercer at UNC Greensboro (01/26/19)
Fouls	29	Western Carolina at Wake Forest (11/27/18)
	28	Samford vs Jacksonville State (11/09/18)
	28	Mercer at NC State (11/24/18)
	27	Western Carolina vs Hiwassee (11/17/18)
	26	UNC Greensboro at LSU (11/09/18)
	26	VMI at Kentucky (11/18/18)
	26	ETSU vs Wyoming (12/21/18)
	26	Western Carolina at The Citadel (01/12/19)
	26	Chattanooga vs Western Carolina (01/31/19)
	26	Mercer at ETSU (02/16/19)

2018-19 Southern Conference  
Conference Individual Highs  
Through games of Mar 18, 2019 (All games)

INDIVIDUAL PLAYER GAME HIGHS

Points	54		Jordan Lyons (Furman) vs North Greenville (11/15/18)
	41		Bubba Parham (VMI) vs Western Carolina (03/08/19)
	38		Bubba Parham (VMI) at Western Carolina (02/23/19)
	37		Lew Stallworth (The Citadel) at Western Carolina (02/16/19)
	37		Ross Cummings (Mercer) vs Chattanooga (02/23/19)
Field goals made	15		Jordan Lyons (Furman) vs North Greenville (11/15/18)
	13		Lew Stallworth (The Citadel) at Western Carolina (02/16/19)
	13		Bubba Parham (VMI) at Western Carolina (02/23/19)
	13		Fletcher Magee (Wofford) at Samford (03/02/19)
	12		Kyrin Galloway (UNC Greensboro) at LSU (11/09/18)
	12		Kameron Gibson (Western Carolina) at SMU (11/14/18)
	12		Carlos Dotson (Western Carolina) at Furman (12/01/18)
	12		Ross Cummings (Mercer) vs Western Carolina (01/10/19)
	12		Lew Stallworth (The Citadel) vs Western Carolina (01/12/19)
	12		Patrick Good (ETSU) at Western Carolina (01/26/19)
	12		Marcus Thomas (Western Carolina) at Chattanooga (01/31/19)
	12		Ross Cummings (Mercer) vs Chattanooga (02/23/19)
Field goal attempts	35		Jordan Lyons (Furman) vs North Greenville (11/15/18)
	27		Lew Stallworth (The Citadel) at Western Carolina (02/16/19)
	26		Jordan Lyons (Furman) vs Western Carolina (12/01/18)
	26		Bubba Parham (VMI) at Western Carolina (02/23/19)
	24		Bubba Parham (VMI) at Stetson (11/23/18)
	24		Fletcher Magee (Wofford) vs Samford (01/24/19)
Field goal percentage	.889	(8-9)	Daivien Williamson (ETSU) at Illinois (12/15/18)
	.889	(8-9)	Ruben Guerrero (Samford) vs UNC Greensboro (03/09/19)
	.889	(8-9)	Isaiah Miller (UNC Greensboro) vs Wofford (03/11/19)
	.857	(12-14)	Kyrin Galloway (UNC Greensboro) at LSU (11/09/18)
	.833	(10-12)	Zane Najdawi (The Citadel) vs Johnson & Wales (12/05/18)
	.833	(10-12)	Jeromy Rodriguez (ETSU) at Furman (02/09/19)
3-Pt FG made	15		Jordan Lyons (Furman) vs North Greenville (11/15/18)
	11		Patrick Good (ETSU) at Western Carolina (01/26/19)
	10		Matt Frierson (The Citadel) vs Johnson (11/14/18)
	10		Bubba Parham (VMI) at Kentucky (11/18/18)
	10		Connor Kern (The Citadel) vs UNC Greensboro (02/28/19)
3-Pt FG attempts	34		Jordan Lyons (Furman) vs North Greenville (11/15/18)
	19		Fletcher Magee (Wofford) vs Samford (01/24/19)
	17		Jordan Lyons (Furman) vs Western Carolina (12/01/18)
	17		Patrick Good (ETSU) at Western Carolina (01/26/19)
	16		Fletcher Magee (Wofford) vs North Carolina (11/06/18)
	16		Matt Frierson (The Citadel) vs Johnson (11/14/18)
	16		Bubba Parham (VMI) at Kentucky (11/18/18)
3-Pt percentage	1.000	(5-5)	Josh Sharkey (Samford) vs Houston Baptist (12/17/18)
	1.000	(5-5)	Kevin Easley (Chattanooga) at Western Carolina (01/03/19)
	1.000	(5-5)	Andrew Brown (Furman) vs ETSU (02/09/19)
	.857	(6-7)	Marcus Thomas (Western Carolina) at Chattanooga (01/31/19)
	.857	(6-7)	Fletcher Magee (Wofford) vs ETSU (03/10/19)
Free throws made	17		Francis Alonso (UNC Greensboro) at Samford (12/22/18)
	17		Bubba Parham (VMI) vs Western Carolina (03/08/19)
	14		Onno Steger (Western Carolina) at Chattanooga (01/31/19)
	13		Francis Alonso (UNC Greensboro) vs Samford (03/09/19)
	12		Bubba Parham (VMI) vs American (11/27/18)
	12		Ross Cummings (Mercer) at Samford (01/19/19)
Free throw attempts	21		Francis Alonso (UNC Greensboro) at Samford (12/22/18)
	18		Bubba Parham (VMI) vs Western Carolina (03/08/19)
	16		Bo Hodges (ETSU) vs Western Carolina (03/02/19)

	15	Eric Hamilton (UNC Greensboro) vs Coppin State (12/12/18)
	15	Onno Steger (Western Carolina) at Chattanooga (01/31/19)
Free throw percentage	1.000 (12-12)	Ross Cummings (Mercer) at Samford (01/19/19)
	1.000 (11-11)	Djordje Dimitrijevic (Mercer) at NC State (11/24/18)
	1.000 (10-10)	Zane Najdawi (The Citadel) vs Johnson (11/14/18)
	1.000 (10-10)	Nathan Hoover (Wofford) vs Coastal Carolina (12/09/18)
	1.000 (10-10)	Matt Rafferty (Furman) at UNC Greensboro (01/12/19)
	1.000 (9-9)	Matt Frierson (The Citadel) at Campbell (12/18/18)
	1.000 (9-9)	Lew Stallworth (The Citadel) at Western Carolina (02/16/19)
	1.000 (9-9)	Bubba Parham (VMI) vs Mercer (02/28/19)
	1.000 (8-8)	Donovann Toatley (Chattanooga) at Charlotte (11/06/18)
	1.000 (8-8)	Francis Alonso (UNC Greensboro) vs Johnson & Wales (11/16/18)
	1.000 (8-8)	Matt Halvorsen (Western Carolina) vs Hiwassee (11/17/18)
	1.000 (8-8)	Daivien Williamson (ETSU) vs Reinhardt (12/03/18)
	1.000 (8-8)	Matt Halvorsen (Western Carolina) vs Chattanooga (01/03/19)
	1.000 (8-8)	Ross Cummings (Mercer) at UNC Greensboro (01/26/19)
	1.000 (8-8)	Fletcher Magee (Wofford) at The Citadel (02/02/19)
	1.000 (8-8)	Josh Sharkey (Samford) vs The Citadel (03/08/19)
	1.000 (8-8)	Nathan Hoover (Wofford) vs UNC Greensboro (03/11/19)
Rebounds	19	Jeromy Rodriguez (ETSU) vs Samford (01/03/19)
	18	Thomas Smallwood (Chattanooga) vs Cumberland (11/13/18)
	18	Jeromy Rodriguez (ETSU) at Mercer (01/12/19)
	18	Robert Allen (Samford) at The Citadel (02/23/19)
	17	Matt Rafferty (Furman) at Villanova (11/17/18)
	17	Jeromy Rodriguez (ETSU) at Georgia Southern (11/27/18)
	17	Mladen Armus (ETSU) vs Samford (01/03/19)
	17	Jeromy Rodriguez (ETSU) vs Wofford (02/07/19)
	17	Jeromy Rodriguez (ETSU) at UNC Greensboro (02/24/19)
Assists	16	Josh Sharkey (Samford) at Wofford (01/24/19)
	14	Josh Sharkey (Samford) at ETSU (01/03/19)
	13	Lew Stallworth (The Citadel) vs Johnson (11/14/18)
	12	Lew Stallworth (The Citadel) vs High Point (11/27/18)
	12	Josh Sharkey (Samford) at Furman (01/26/19)
	12	Josh Sharkey (Samford) vs Western Carolina (02/02/19)
	12	Lew Stallworth (The Citadel) vs UNC Greensboro (02/28/19)
Steals	8	Josh Sharkey (Samford) vs Jacksonville State (11/09/18)
	7	Josh Sharkey (Samford) at Purdue Fort Wayne (11/23/18)
	7	Matt Rafferty (Furman) at VMI (01/10/19)
	6	Ta'Vonne Bond (VMI) vs Goucher (11/11/18)
	6	Tray Hollowell (Wofford) vs Mars Hill (11/23/18)
	6	Josh Sharkey (Samford) vs UNC Greensboro (12/22/18)
	6	Isaiah Miller (UNC Greensboro) vs Chattanooga (12/29/18)
	6	Isaiah Miller (UNC Greensboro) at ETSU (01/19/19)
	6	Matt Rafferty (Furman) vs Chattanooga (01/24/19)
	6	Isaiah Miller (UNC Greensboro) vs Western Carolina (02/21/19)
Blocked shots	8	Ruben Guerrero (Samford) vs ETSU (01/31/19)
	7	James Dickey (UNC Greensboro) at North Carolina A&T (11/06/18)
	7	Zane Najdawi (The Citadel) vs Samford (02/23/19)
	6	Zane Najdawi (The Citadel) vs Johnson (11/14/18)
	5	Octavion Corley (ETSU) vs Hiwassee (11/08/18)
	5	Noah Gurley (Furman) vs UNC Greensboro (02/14/19)
	5	Robert Allen (Samford) vs Furman (02/28/19)
Turnovers	11	Josh Sharkey (Samford) at UNC Greensboro (02/07/19)
	9	Carlos Dotson (Western Carolina) vs Jacksonville State (11/20/18)
	8	Josh Sharkey (Samford) at ETSU (01/03/19)
	8	Josh Sharkey (Samford) at Wofford (01/24/19)
	8	Zane Najdawi (The Citadel) vs Furman (01/31/19)
	8	Josh Sharkey (Samford) vs ETSU (01/31/19)

2018-19 Southern Conference  
CONFERENCE BASKETBALL STATISTICS  
Final (Conference games only)

SCORING OFFENSE	G	W-L	Pts	Avg/G
1. Wofford	18	18-0	1499	83.3
2. ETSU	18	13-5	1433	79.6
3. Samford	18	6-12	1414	78.6
4. Furman	18	13-5	1374	76.3
5. The Citadel	18	4-14	1372	76.2
6. UNC Greensboro	18	15-3	1352	75.1
7. Western Carolina	18	4-14	1349	74.9
8. VMI	18	4-14	1334	74.1
9. Mercer	18	6-12	1276	70.9
10. Chattanooga	18	7-11	1262	70.1

SCORING DEFENSE	G	Pts	Avg/G
1. Wofford	18	1195	66.4
2. Furman	18	1200	66.7
3. UNC Greensboro	18	1256	69.8
4. ETSU	18	1299	72.2
5. Mercer	18	1355	75.3
6. Chattanooga	18	1377	76.5
7. Samford	18	1448	80.4
8. Western Carolina	18	1457	80.9
9. VMI	18	1529	84.9
10. The Citadel	18	1549	86.1

SCORING MARGIN	G	Offense	Defense	Margin
1. Wofford	18	83.3	66.4	+16.9
2. Furman	18	76.3	66.7	+9.7
3. ETSU	18	79.6	72.2	+7.4
4. UNC Greensboro	18	75.1	69.8	+5.3
5. Samford	18	78.6	80.4	-1.9
6. Mercer	18	70.9	75.3	-4.4
7. Western Carolina	18	74.9	80.9	-6.0
8. Chattanooga	18	70.1	76.5	-6.4
9. The Citadel	18	76.2	86.1	-9.8
10. VMI	18	74.1	84.9	-10.8

FREE THROW PCT	G	FTM	FTA	Pct.
1. Furman	18	216	292	.740
2. The Citadel	18	203	275	.738
3. Samford	18	265	366	.724
4. Western Carolina	18	259	359	.721
5. VMI	18	231	322	.717
6. Wofford	18	219	310	.706
7. UNC Greensboro	18	241	346	.697
8. Chattanooga	18	168	245	.686
9. Mercer	18	247	368	.671
10. ETSU	18	224	342	.655

FIELD GOAL PERCENTAGE	G	FGM	FGA	Pct.
1. Wofford	18	539	1074	.502
2. ETSU	18	535	1074	.498
3. Furman	18	491	1040	.472
4. Samford	18	503	1086	.463
5. Western Carolina	18	458	1000	.458
6. Chattanooga	18	465	1037	.448
7. Mercer	18	447	1013	.441
8. UNC Greensboro	18	487	1108	.440
9. VMI	18	463	1083	.428
10. The Citadel	18	484	1157	.418

FIELD GOAL PCT DEFENSE	G	FGM	FGA	Pct.
1. Furman	18	440	1075	.409
2. Wofford	18	431	985	.438
3. Samford	18	509	1154	.441
4. ETSU	18	457	1020	.448
5. UNC Greensboro	18	440	980	.449
6. Mercer	18	468	1034	.453
7. Chattanooga	18	506	1090	.464
8. The Citadel	18	540	1127	.479
9. Western Carolina	18	524	1089	.481
10. VMI	18	557	1118	.498

3-POINT FG PCT	G	3FGM	3FGA	Pct.
1. Wofford	18	202	464	.435
2. Western Carolina	18	174	457	.381
3. ETSU	18	139	378	.368
4. Samford	18	143	394	.363
5. VMI	18	177	488	.363
6. Chattanooga	18	164	457	.359
7. Furman	18	176	492	.358
8. Mercer	18	135	387	.349
9. UNC Greensboro	18	137	412	.333
10. The Citadel	18	201	613	.328

3-POINT FG PCT DEFENSE	G	3FGM	3FGA	Pct.
1. Furman	18	131	437	.300
2. Western Carolina	18	145	443	.327
3. Wofford	18	134	407	.329
4. Mercer	18	169	469	.360
5. Chattanooga	18	147	396	.371
6. UNC Greensboro	18	144	385	.374
7. Samford	18	210	556	.378
8. The Citadel	18	220	565	.389
9. VMI	18	181	464	.390
10. ETSU	18	167	420	.398

REBOUNDING OFFENSE	G	Rebounds	Avg/G
1. ETSU	18	667	37.1
2. Samford	18	654	36.3
3. Western Carolina	18	641	35.6
4. UNC Greensboro	18	636	35.3
5. Furman	18	631	35.1
6. The Citadel	18	613	34.1
7. Wofford	18	608	33.8
8. Mercer	18	603	33.5
9. VMI	18	603	33.5
10. Chattanooga	18	589	32.7

REBOUNDING DEFENSE	G	Rebounds	Avg/G
1. Wofford	18	509	28.3
2. ETSU	18	534	29.7
3. Western Carolina	18	593	32.9
4. UNC Greensboro	18	608	33.8
5. Furman	18	616	34.2
6. Mercer	18	647	35.9
7. Chattanooga	18	656	36.4
8. Samford	18	670	37.2
9. VMI	18	684	38.0
10. The Citadel	18	728	40.4



2018-19 Southern Conference  
CONFERENCE BASKETBALL STATISTICS  
Final (Conference games only)

REBOUNDING MARGIN					
	G	Team	Avg.	Opp.	Avg. Margin
1. ETSU	18	667	37.1	534	29.7 +7.4
2. Wofford	18	608	33.8	509	28.3 +5.5
3. Western Carolina	18	641	35.6	593	32.9 +2.7
4. UNC Greensboro	18	636	35.3	608	33.8 +1.6
5. Furman	18	631	35.1	616	34.2 +0.8
6. Samford	18	654	36.3	670	37.2 -0.9
7. Mercer	18	603	33.5	647	35.9 -2.4
8. Chattanooga	18	589	32.7	656	36.4 -3.7
9. VMI	18	603	33.5	684	38.0 -4.5
10. The Citadel	18	613	34.1	728	40.4 -6.4

BLOCKED SHOTS			
	G	No.	Avg/G
1. UNC Greensboro	18	78	4.3
Furman	18	78	4.3
3. Samford	18	76	4.2
ETSU	18	76	4.2
5. The Citadel	18	61	3.4
6. Wofford	18	58	3.2
7. Mercer	18	49	2.7
8. Chattanooga	18	46	2.6
9. Western Carolina	18	36	2.0
10. VMI	18	32	1.8

ASSISTS			
	G	No.	Avg/G
1. ETSU	18	290	16.1
2. Wofford	18	283	15.7
3. Furman	18	266	14.8
4. Samford	18	256	14.2
5. VMI	18	246	13.7
6. The Citadel	18	239	13.3
7. Chattanooga	18	234	13.0
8. UNC Greensboro	18	229	12.7
9. Mercer	18	222	12.3
10. Western Carolina	18	220	12.2

STEALS			
	G	No.	Avg/G
1. UNC Greensboro	18	167	9.3
2. Furman	18	148	8.2
3. Samford	18	136	7.6
4. ETSU	18	132	7.3
5. VMI	18	121	6.7
6. Wofford	18	118	6.6
7. Mercer	18	112	6.2
8. The Citadel	18	108	6.0
9. Western Carolina	18	72	4.0
10. Chattanooga	18	69	3.8

TURNOVER MARGIN					
	G	Team	Avg.	Opp.	Avg. Margin
1. UNC Greensboro	18	220	12.2	300	16.7 +4.4
2. Wofford	18	186	10.3	249	13.8 +3.5
3. Mercer	18	224	12.4	237	13.2 +0.7
4. ETSU	18	234	13.0	244	13.6 +0.6
5. Furman	18	231	12.8	240	13.3 +0.5
6. The Citadel	18	227	12.6	228	12.7 +0.1
7. VMI	18	231	12.8	227	12.6 -0.2
8. Samford	18	247	13.7	237	13.2 -0.6
9. Chattanooga	18	216	12.0	176	9.8 -2.2
10. Western Carolina	18	311	17.3	189	10.5 -6.8

ASSIST/TURNOVER RATIO						
	G	Ast.	Avg.	T/O	Avg.	Ratio
1. Wofford	18	283	15.7	186	10.3	1.5
2. ETSU	18	290	16.1	234	13.0	1.2
3. Furman	18	266	14.8	231	12.8	1.2
4. Chattanooga	18	234	13.0	216	12.0	1.1
5. VMI	18	246	13.7	231	12.8	1.1
6. The Citadel	18	239	13.3	227	12.6	1.1
7. UNC Greensboro	18	229	12.7	220	12.2	1.0
8. Samford	18	256	14.2	247	13.7	1.0
9. Mercer	18	222	12.3	224	12.4	1.0
10. Western Carolina	18	220	12.2	311	17.3	0.7

OFFENSIVE REBOUNDS			
	G	No.	Avg/G
1. UNC Greensboro	18	223	12.4
2. ETSU	18	212	11.8
3. Wofford	18	183	10.2
4. Mercer	18	179	9.9
5. The Citadel	18	177	9.8
6. Samford	18	174	9.7
7. Western Carolina	18	170	9.4
8. Furman	18	167	9.3
9. Chattanooga	18	152	8.4
10. VMI	18	151	8.4

DEFENSIVE REBOUNDS			
	G	No.	Avg/G
1. Samford	18	480	26.7
2. Western Carolina	18	471	26.2
3. Furman	18	464	25.8
4. ETSU	18	455	25.3
5. VMI	18	452	25.1
6. Chattanooga	18	437	24.3
7. The Citadel	18	436	24.2
8. Wofford	18	425	23.6
9. Mercer	18	424	23.6
10. UNC Greensboro	18	413	22.9

DEFENSIVE REB PCT.				
	G	D-Reb	Opp. OR	D-Reb%
1. ETSU	18	455	148	.755
2. Wofford	18	425	148	.742
3. Western Carolina	18	471	171	.734
4. VMI	18	452	165	.733
5. UNC Greensboro	18	413	169	.710
6. Furman	18	464	196	.703
7. Chattanooga	18	437	186	.701
8. Samford	18	480	205	.701
9. The Citadel	18	436	197	.689
10. Mercer	18	424	203	.676

OFFENSIVE REB PCT.				
	G	O-Reb	Opp. DR	O-Reb%
1. ETSU	18	212	386	.355
2. UNC Greensboro	18	223	439	.337
3. Wofford	18	183	361	.336
4. Mercer	18	179	444	.287
5. Western Carolina	18	170	422	.287
6. Furman	18	167	420	.284
7. Samford	18	174	465	.272
8. The Citadel	18	177	531	.250
9. Chattanooga	18	152	470	.244
10. VMI	18	151	519	.225

2018-19 Southern Conference  
CONFERENCE BASKETBALL STATISTICS  
Final (Conference games only)

3-POINT FG MADE	G	No.	Avg/G
1. Wofford	18	202	11.2
2. The Citadel	18	201	11.2
3. VMI	18	177	9.8
4. Furman	18	176	9.8
5. Western Carolina	18	174	9.7
6. Chattanooga	18	164	9.1
7. Samford	18	143	7.9
8. ETSU	18	139	7.7
9. UNC Greensboro	18	137	7.6
10. Mercer	18	135	7.5

2018-19 Southern Conference  
CONFERENCE BASKETBALL STATISTICS  
Final (Conference games only)

Team	Conference	Pct.	PF	PA	Overall	Pct.	PF	PA	Current unbeaten streak
Wofford	18-0	1.000	83.3	66.4	18-0	1.000	83.3	66.4	Wofford -- 18
UNC Greensboro	15-3	.833	75.1	69.8	15-3	.833	75.1	69.8	UNC Greensboro -- 4
ETSU	13-5	.722	79.6	72.2	13-5	.722	79.6	72.2	VMI -- 3
Furman	13-5	.722	76.3	66.7	13-5	.722	76.3	66.7	Furman -- 2
Chattanooga	7-11	.389	70.1	76.5	7-11	.389	70.1	76.5	ETSU -- 1
Samford	6-12	.333	78.6	80.4	6-12	.333	78.6	80.4	
Mercer	6-12	.333	70.9	75.3	6-12	.333	70.9	75.3	
The Citadel	4-14	.222	76.2	86.1	4-14	.222	76.2	86.1	
Western Carolina	4-14	.222	74.9	80.9	4-14	.222	74.9	80.9	
VMI	4-14	.222	74.1	84.9	4-14	.222	74.1	84.9	

TEAM SUMMARIES	G	PF-PA	Avg score	Margin	FG-FGA	Pct.	3FG-FGA	Pct.	FT-FTA	Pct.	RebF	RebA	Margin
Chattanooga	18	1262-1377	70.1-76.5	-6.4	465-1037	.448	164-457	.359	168-245	.686	589	656	-3.7
ETSU	18	1433-1299	79.6-72.2	+7.4	535-1074	.498	139-378	.368	224-342	.655	667	534	+7.4
Furman	18	1374-1200	76.3-66.7	+9.7	491-1040	.472	176-492	.358	216-292	.740	631	616	+0.8
Mercer	18	1276-1355	70.9-75.3	-4.4	447-1013	.441	135-387	.349	247-368	.671	603	647	-2.4
Samford	18	1414-1448	78.6-80.4	-1.9	503-1086	.463	143-394	.363	265-366	.724	654	670	-0.9
The Citadel	18	1372-1549	76.2-86.1	-9.8	484-1157	.418	201-613	.328	203-275	.738	613	728	-6.4
UNC Greensboro	18	1352-1256	75.1-69.8	+5.3	487-1108	.440	137-412	.333	241-346	.697	636	608	+1.6
VMI	18	1334-1529	74.1-84.9	-10.8	463-1083	.428	177-488	.363	231-322	.717	603	684	-4.5
Western Carolina	18	1349-1457	74.9-80.9	-6.0	458-1000	.458	174-457	.381	259-359	.721	641	593	+2.7
Wofford	18	1499-1195	83.3-66.4	+16.9	539-1074	.502	202-464	.435	219-310	.706	608	509	+5.5

ATTENDANCE	Home	Average	Away	Average	Neutral	Average	Total	Average
Chattanooga	9-31886	3543	9-19712	2190	0-0	0	18-51598	2867
ETSU	9-45054	5006	9-23365	2596	0-0	0	18-68419	3801
Furman	9-19384	2154	9-24602	2734	0-0	0	18-43986	2444
Mercer	9-22213	2468	9-17541	1949	0-0	0	18-39754	2209
Samford	9-11204	1245	9-20259	2251	0-0	0	18-31463	1748
The Citadel	9-12472	1386	9-27058	3006	0-0	0	18-39530	2196
UNC Greensboro	9-28548	3172	9-20099	2233	0-0	0	18-48647	2703
VMI	9-10517	1169	9-23182	2576	0-0	0	18-33699	1872
Western Carolina	9-15827	1759	9-25565	2841	0-0	0	18-41392	2300
Wofford	9-25719	2858	9-21441	2382	0-0	0	18-47160	2620
Totals	90-222824	2476	90-222824	2476	0-0	0	180-445648	2476

2018-19 Southern Conference  
INDIVIDUAL BASKETBALL STATISTICS  
Final (Conference games only)

To be ranked, a player must appear in at least 75.0% of their team's games.

SCORING							REBOUNDING						
	Cl	G	FG	3FG	FT	Pts Avg/G		Cl	G	Off	Def	Total	Avg/G
1. Fletcher Magee-WOF	Sr	18	131	94	57	413 22.9	1. Jeromy Rodriguez-ETSU	Jr	18	55	129	184	10.2
2. Lew Stallworth-CIT	Sr	18	146	30	65	387 21.5	2. Carlos Dotson-WCU	Jr	17	57	114	171	10.1
3. Ross Cummings-MER	So	18	107	65	79	358 19.9	3. Matt Rafferty-FUR	Sr	18	47	121	168	9.3
4. Bubba Parham-VMI	So	18	109	59	72	349 19.4	4. Robert Allen-SAM	Fr	18	49	109	158	8.8
5. Matt Rafferty-FUR	Sr	18	117	7	86	327 18.2	5. Ruben Guerrero-SAM	Sr	18	54	95	149	8.3
6. Josh Sharkey-SAM	Jr	18	112	17	79	320 17.8	6. James Dickey-UNCG	Jr	16	50	77	127	7.9
7. Isaiah Miller-UNCG	So	18	121	15	35	292 16.2	7. Mladen Armus-ETSU	So	18	43	93	136	7.6
8. Francis Alonso-UNCG	Sr	18	87	41	62	277 15.4	8. Keve Aluma-WOF	So	18	51	82	133	7.4
9. Jordan Lyons-FUR	Jr	18	97	46	32	272 15.1	9. Cameron Jackson-WOF	Sr	18	44	86	130	7.2
10. Kevin Easley-UTC	Fr	15	84	27	31	226 15.1	10. Zane Najdawi-CIT	Sr	18	40	87	127	7.1
11. Zane Najdawi-CIT	Sr	18	97	23	49	266 14.8	11. Kevin Easley-UTC	Fr	15	28	74	102	6.8
12. Carlos Dotson-WCU	Jr	17	102	0	47	251 14.8	12. Garrett Gilkeson-VMI	Jr	18	31	88	119	6.6
13. Cameron Jackson-WOF	Sr	18	95	3	62	255 14.2	13. Onno Steger-WCU	Jr	18	23	81	104	5.8
14. Kameron Gibson-WCU	Fr	18	93	45	22	253 14.1	14. Ramon Vila-UTC	So	17	23	74	97	5.7
15. Onno Steger-WCU	Jr	18	75	42	56	248 13.8	15. Ethan Stair-MER	Jr	18	22	78	100	5.6
16. Ethan Stair-MER	Jr	18	82	35	43	242 13.4	Clay Mounce-FUR	So	18	28	72	100	5.6
17. Myron Gordon-SAM	Jr	18	74	24	61	233 12.9	17. Hayden Brown-CIT	So	16	37	48	85	5.3
18. Brandon Austin-SAM	Jr	18	79	45	29	232 12.9	Fardaws Aimaq-MER	Fr	16	37	48	85	5.3
19. Ruben Guerrero-SAM	Sr	18	95	0	38	228 12.7	19. Myles Lewis-VMI	So	18	35	59	94	5.2
20. Nathan Hoover-WOF	Jr	18	77	41	31	226 12.6	Isaiah Miller-UNCG	So	18	33	61	94	5.2
21. Myles Lewis-VMI	So	18	89	0	39	217 12.1							
22. Donovan Toatley-UTC	Fr	16	65	19	38	187 11.7							
23. Jeromy Rodriguez-ETSU	Jr	18	87	0	32	206 11.4							
24. Garrett Gilkeson-VMI	Jr	18	66	29	41	202 11.2							
Patrick Good-ETSU	So	18	60	48	34	202 11.2							
26. Tray Boyd III-ETSU	Jr	18	76	40	9	201 11.2							
27. Marcus Thomas-WCU	So	17	64	21	40	189 11.1							
28. Bo Hodges-ETSU	So	18	75	11	38	199 11.1							
29. Clay Mounce-FUR	So	18	71	28	24	194 10.8							
30. David Jean-Baptiste-UTC	So	17	65	31	19	180 10.6							

FIELD GOAL PCT						ASSISTS			
	Cl	G	FGM	FGA	Pct.		Cl	G	No. Avg/G
1. Carlos Dotson-WCU	Jr	17	102	168	.607	1. Josh Sharkey-SAM	Jr	18	146 8.1
2. Matt Rafferty-FUR	Sr	18	117	193	.606	2. Lew Stallworth-CIT	Sr	18	103 5.7
3. Ruben Guerrero-SAM	Sr	18	95	167	.569	3. Demetrius Troy-UNCG	Sr	18	71 3.9
4. Cameron Jackson-WOF	Sr	18	95	169	.562	Matt Rafferty-FUR	Sr	18	71 3.9
5. Isaiah Miller-UNCG	So	18	121	240	.504	5. Marcus Cohen-MER	So	17	65 3.8
6. Lew Stallworth-CIT	Sr	18	146	292	.500	6. Bubba Parham-VMI	So	18	68 3.8
7. Zane Najdawi-CIT	Sr	18	97	203	.478	7. Cameron Jackson-WOF	Sr	18	58 3.2
8. Fletcher Magee-WOF	Sr	18	131	275	.476	8. Alex Hunter-FUR	So	18	57 3.2
9. Ross Cummings-MER	So	18	107	233	.459	9. Garrett Gilkeson-VMI	Jr	18	56 3.1
10. Josh Sharkey-SAM	Jr	18	112	244	.459	10. Matt Halvorsen-WCU	So	18	55 3.1
11. Kevin Easley-UTC	Fr	15	84	184	.457	11. Bo Hodges-ETSU	So	18	51 2.8
12. Kameron Gibson-WCU	Fr	18	93	210	.443	12. Storm Murphy-WOF	So	18	50 2.8
13. Bubba Parham-VMI	So	18	109	259	.421	13. Isaiah Tisdale-ETSU	Jr	18	49 2.7
14. Jordan Lyons-FUR	Jr	18	97	238	.408	14. Francis Alonso-UNCG	Sr	18	48 2.7
						15. Donovan Toatley-UTC	Fr	16	42 2.6

2018-19 Southern Conference  
INDIVIDUAL BASKETBALL STATISTICS  
Final (Conference games only)

FREE THROW PCT					
	Cl	G	FTM	FTA	Pct.
1. Fletcher Magee-WOF	Sr	18	57	61	.934
2. Matt Halvorsen-WCU	So	18	52	59	.881
3. Onno Steger-WCU	Jr	18	56	66	.848
4. Francis Alonso-UNCG	Sr	18	62	74	.838
5. Ross Cummings-MER	So	18	79	95	.832
6. Matt Rafferty-FUR	Sr	18	86	105	.819
7. Myron Gordon-SAM	Jr	18	61	75	.813
8. Lew Stallworth-CIT	Sr	18	65	82	.793
9. Bubba Parham-VMI	So	18	72	93	.774
10. Josh Sharkey-SAM	Jr	18	79	110	.718
11. Zane Najdawi-CIT	Sr	18	49	71	.690
12. Cameron Jackson-WOF	Sr	18	62	102	.608
13. Carlos Dotson-WCU	Jr	17	47	90	.522

STEALS				
	Cl	G	No.	Avg/G
1. Isaiah Miller-UNCG	So	18	61	3.4
2. Matt Rafferty-FUR	Sr	18	52	2.9
3. Josh Sharkey-SAM	Jr	18	47	2.6
4. Cameron Jackson-WOF	Sr	18	31	1.7
5. Ethan Stair-MER	Jr	18	27	1.5
Garrett Gilkeson-VMI	Jr	18	27	1.5
7. Myles Lewis-VMI	So	18	25	1.4
Brandon Austin-SAM	Jr	18	25	1.4
9. Jeromy Rodriguez-ETSU	Jr	18	24	1.3
10. Jordan Lyons-FUR	Jr	18	23	1.3
11. James Dickey-UNCG	Jr	16	20	1.3
Hayden Brown-CIT	So	16	20	1.3
13. Bo Hodges-ETSU	So	18	22	1.2
Francis Alonso-UNCG	Sr	18	22	1.2
15. David Jean-Baptiste-UTC	So	17	19	1.1

3-POINT FG PCT					
	Cl	G	3FG	FGA	Pct.
1. Fletcher Magee-WOF	Sr	18	94	201	.468
2. Nathan Hoover-WOF	Jr	18	41	93	.441
3. Garrett Gilkeson-VMI	Jr	18	29	67	.433
4. Ethan Stair-MER	Jr	18	35	82	.427
5. Ross Cummings-MER	So	18	65	154	.422
6. Andrew Brown-FUR	Sr	17	28	67	.418
7. David Jean-Baptiste-UTC	So	17	31	75	.413
8. Clay Mounce-FUR	So	18	28	69	.406
9. Kevin Easley-UTC	Fr	15	27	68	.397
10. Patrick Good-ETSU	So	18	48	121	.397
11. Lew Stallworth-CIT	Sr	18	30	77	.390
12. Brandon Austin-SAM	Jr	18	45	116	.388
13. Onno Steger-WCU	Jr	18	42	109	.385
14. Kameron Gibson-WCU	Fr	18	45	118	.381
15. Bubba Parham-VMI	So	18	59	157	.376

3-POINT FG MADE				
	Cl	G	3FG	Avg/G
1. Fletcher Magee-WOF	Sr	18	94	5.2
2. Ross Cummings-MER	So	18	65	3.6
3. Bubba Parham-VMI	So	18	59	3.3
4. Patrick Good-ETSU	So	18	48	2.7
5. Matt Frierson-CIT	Sr	17	45	2.6
6. Jordan Lyons-FUR	Jr	18	46	2.6
7. Brandon Austin-SAM	Jr	18	45	2.5
Kameron Gibson-WCU	Fr	18	45	2.5
9. Onno Steger-WCU	Jr	18	42	2.3
10. Nathan Hoover-WOF	Jr	18	41	2.3
Francis Alonso-UNCG	Sr	18	41	2.3
12. Tray Boyd III-ETSU	Jr	18	40	2.2
13. Matt Halvorsen-WCU	So	18	39	2.2
14. Kaiden Rice-CIT	So	16	33	2.1
15. Ethan Stair-MER	Jr	18	35	1.9

BLOCKED SHOTS				
	Cl	G	No.	Avg/G
1. Ruben Guerrero-SAM	Sr	18	40	2.2
2. James Dickey-UNCG	Jr	16	32	2.0
3. Zane Najdawi-CIT	Sr	18	34	1.9
4. Clay Mounce-FUR	So	18	24	1.3
5. Cameron Jackson-WOF	Sr	18	21	1.2
Mladen Armus-ETSU	So	18	21	1.2
7. Victor Bafutto-MER	So	17	19	1.1
Lucas N'Guessan-ETSU		17	19	1.1
9. Keve Aluma-WOF	So	18	18	1.0
Noah Gurley-FUR	Fr	18	18	1.0
Kyrin Galloway-UNCG	Jr	18	18	1.0
Ramon Vila-UTC	So	17	17	1.0
13. Robert Allen-SAM	Fr	18	17	0.9
14. Matt Rafferty-FUR	Sr	18	16	0.9
15. Bo Hodges-ETSU	So	18	14	0.8

ASSIST/TURNOVER RATIO					
	Cl	G	Ast.	T/O	Ratio
1. Alex Hunter-FUR	So	18	57	19	3.0
2. Demetrius Troy-UNCG	Sr	18	71	35	2.0
3. Cameron Jackson-WOF	Sr	18	58	30	1.9
4. Matt Rafferty-FUR	Sr	18	71	39	1.8
5. Garrett Gilkeson-VMI	Jr	18	56	33	1.7
6. Marcus Cohen-MER	So	17	65	39	1.7
7. Lew Stallworth-CIT	Sr	18	103	67	1.5
8. Matt Halvorsen-WCU	So	18	55	38	1.4
9. Josh Sharkey-SAM	Jr	18	146	101	1.4
10. Bubba Parham-VMI	So	18	68	54	1.3

2018-19 Southern Conference  
INDIVIDUAL BASKETBALL STATISTICS  
Final (Conference games only)

OFFENSIVE REBOUNDS	Cl	G	No.	Avg/G
1. Carlos Dotson-WCU	Jr	17	57	3.4
2. James Dickey-UNCG	Jr	16	50	3.1
3. Jeromy Rodriguez-ETSU	Jr	18	55	3.1
4. Ruben Guerrero-SAM	Sr	18	54	3.0
5. Keve Aluma-WOF	So	18	51	2.8
6. Robert Allen-SAM	Fr	18	49	2.7
7. Matt Rafferty-FUR	Sr	18	47	2.6
8. Cameron Jackson-WOF	Sr	18	44	2.4
9. Mladen Armus-ETSU	So	18	43	2.4
10. Chevez Goodwin-WOF	So	18	42	2.3
11. Hayden Brown-CIT	So	16	37	2.3
Fardaws Aimaq-MER	Fr	16	37	2.3
13. Zane Najdawi-CIT	Sr	18	40	2.2
14. Myles Lewis-VMI	So	18	35	1.9
15. Kevin Easley-UTC	Fr	15	28	1.9

DEFENSIVE REBOUNDS	Cl	G	No.	Avg/G
1. Jeromy Rodriguez-ETSU	Jr	18	129	7.2
2. Matt Rafferty-FUR	Sr	18	121	6.7
3. Carlos Dotson-WCU	Jr	17	114	6.7
4. Robert Allen-SAM	Fr	18	109	6.1
5. Ruben Guerrero-SAM	Sr	18	95	5.3
6. Mladen Armus-ETSU	So	18	93	5.2
7. Kevin Easley-UTC	Fr	15	74	4.9
8. Garrett Gilkeson-VMI	Jr	18	88	4.9
9. Zane Najdawi-CIT	Sr	18	87	4.8
10. James Dickey-UNCG	Jr	16	77	4.8
11. Cameron Jackson-WOF	Sr	18	86	4.8
12. Keve Aluma-WOF	So	18	82	4.6
13. Onno Steger-WCU	Jr	18	81	4.5
Lew Stallworth-CIT	Sr	18	81	4.5
15. Ramon Vila-UTC	So	17	74	4.4

MINUTES PLAYED	Cl	G	No.	Avg/G
1. Josh Sharkey-SAM	Jr	18	659	36.6
2. Matt Halvorsen-WCU	So	18	645	35.8
3. Ross Cummings-MER	So	18	641	35.6
4. Lew Stallworth-CIT	Sr	18	635	35.3
5. Bubba Parham-VMI	So	18	621	34.5
6. Garrett Gilkeson-VMI	Jr	18	608	33.8
7. Ethan Stair-MER	Jr	18	606	33.7
8. Matt Rafferty-FUR	Sr	18	604	33.6
9. Alex Hunter-FUR	So	18	597	33.2
10. Brandon Austin-SAM	Jr	18	594	33.0

2018-19 Southern Conference  
Conference Team Highs  
Final (Conference games only)

TEAM HIGHS (highest totals made by)

Points	112	Wofford vs The Citadel (01/03/19)
	107	Wofford vs Samford (01/24/19)
	106	Samford at Wofford (01/24/19)
	105	Western Carolina at Chattanooga (01/31/19)
	103	Western Carolina vs The Citadel (02/16/19)
Margin	38 (99-61)	Wofford at The Citadel (02/02/19)
	34 (96-62)	Furman vs VMI (02/16/19)
	32 (89-57)	Furman at VMI (01/10/19)
	31 (112-81)	Wofford vs The Citadel (01/03/19)
	30 (91-61)	Furman vs ETSU (02/09/19)
	30 (80-50)	Wofford vs UNC Greensboro (02/16/19)
Field goals made	43	Wofford vs The Citadel (01/03/19)
	41	Wofford vs Samford (01/24/19)
	40	ETSU at The Citadel (01/10/19)
	38	Samford at Wofford (01/24/19)
	37	Furman vs The Citadel (01/05/19)
	37	ETSU at VMI (02/21/19)
Field goal attempts	80	Western Carolina at Furman (12/01/18)
	79	Furman vs The Citadel (01/05/19)
	79	The Citadel vs Western Carolina (01/12/19)
	78	VMI vs Samford (02/09/19)
	75	The Citadel vs ETSU (01/10/19)
Field goal percentage	.672 (43-64)	Wofford vs The Citadel (01/03/19)
	.667 (38-57)	Samford at Wofford (01/24/19)
	.640 (32-50)	Furman vs ETSU (02/09/19)
	.617 (37-60)	ETSU at VMI (02/21/19)
	.610 (36-59)	ETSU vs Chattanooga (01/05/19)
3-Pt FG made	22	The Citadel vs UNC Greensboro (02/28/19)
	20	Wofford at The Citadel (02/02/19)
	19	Western Carolina vs The Citadel (02/16/19)
	17	The Citadel at Samford (01/17/19)
	17	Wofford vs Samford (01/24/19)
	17	The Citadel at ETSU (02/14/19)
3-Pt FG attempts	47	The Citadel vs Samford (02/23/19)
	46	The Citadel at Samford (01/17/19)
	43	The Citadel at Furman (01/05/19)
	43	The Citadel vs Western Carolina (01/12/19)
	42	VMI vs Samford (02/09/19)
	42	The Citadel vs UNC Greensboro (02/28/19)
3-Pt percentage	.733 (11-15)	Samford at Wofford (01/24/19)
	.667 (12-18)	Furman vs ETSU (02/09/19)
	.647 (11-17)	Mercer at VMI (02/28/19)
	.633 (19-30)	Western Carolina vs The Citadel (02/16/19)
	.606 (20-33)	Wofford at The Citadel (02/02/19)
Free throws made	29	Mercer at UNC Greensboro (01/26/19)
	27	UNC Greensboro at Samford (12/22/18)
	27	Mercer at Samford (01/19/19)
	27	ETSU vs Mercer (02/16/19)
	25	VMI at The Citadel (01/26/19)
	25	Western Carolina at Chattanooga (01/31/19)
Free throw attempts	36	UNC Greensboro at Samford (12/22/18)
	35	Mercer at Samford (01/19/19)
	35	ETSU vs Mercer (02/16/19)
	33	Mercer at UNC Greensboro (01/26/19)
	33	UNC Greensboro vs Western Carolina (02/21/19)

Free throw percentage	.958	(23-24)	Furman at Samford (02/28/19)
	.950	(19-20)	Samford at Wofford (01/24/19)
	.941	(16-17)	Furman at VMI (01/10/19)
	.923	(12-13)	ETSU at Chattanooga (02/02/19)
	.917	(11-12)	ETSU at Mercer (01/12/19)
Rebounds	53		Furman vs Western Carolina (12/01/18)
	53		Furman vs The Citadel (01/05/19)
	50		ETSU at The Citadel (01/10/19)
	50		Western Carolina at The Citadel (01/12/19)
	50		ETSU at Mercer (01/12/19)
Assists	24		Wofford vs The Citadel (01/03/19)
	24		ETSU at The Citadel (01/10/19)
	23		Wofford at The Citadel (02/02/19)
	22		ETSU vs Chattanooga (01/05/19)
	22		Wofford vs Samford (01/24/19)
Steals	22		The Citadel vs UNC Greensboro (02/28/19)
	15		The Citadel vs Western Carolina (01/12/19)
	14		UNC Greensboro vs Mercer (01/26/19)
	14		UNC Greensboro at Mercer (03/02/19)
	13		UNC Greensboro vs Samford (02/07/19)
Blocked shots	13		Furman vs UNC Greensboro (02/14/19)
	11		The Citadel vs Samford (02/23/19)
	10		Furman vs UNC Greensboro (02/14/19)
	9		UNC Greensboro vs Mercer (01/26/19)
	9		Samford vs ETSU (01/31/19)
Turnovers	9		Furman vs VMI (02/16/19)
	29		Western Carolina at The Citadel (01/12/19)
	24		Mercer at UNC Greensboro (01/26/19)
	22		VMI vs Wofford (01/12/19)
	22		Samford at UNC Greensboro (02/07/19)
Fouls	22		Western Carolina vs Furman (02/07/19)
	22		Chattanooga vs UNC Greensboro (02/09/19)
	26		Western Carolina at The Citadel (01/12/19)
	26		Chattanooga vs Western Carolina (01/31/19)
	26		Mercer at ETSU (02/16/19)
	25		UNC Greensboro vs Chattanooga (12/29/18)
	25		Samford vs Mercer (01/19/19)
25		UNC Greensboro vs Mercer (01/26/19)	
25		The Citadel at Western Carolina (02/16/19)	



2018-19 Southern Conference  
Conference Individual Highs  
Final (Conference games only)

INDIVIDUAL PLAYER GAME HIGHS

Points	38		Bubba Parham (VMI) at Western Carolina (02/23/19)
	37		Lew Stallworth (The Citadel) at Western Carolina (02/16/19)
	37		Ross Cummings (Mercer) vs Chattanooga (02/23/19)
	36		Ross Cummings (Mercer) vs Western Carolina (01/10/19)
	36		Fletcher Magee (Wofford) at Samford (03/02/19)
Field goals made	13		Lew Stallworth (The Citadel) at Western Carolina (02/16/19)
	13		Bubba Parham (VMI) at Western Carolina (02/23/19)
	13		Fletcher Magee (Wofford) at Samford (03/02/19)
	12		Carlos Dotson (Western Carolina) at Furman (12/01/18)
	12		Ross Cummings (Mercer) vs Western Carolina (01/10/19)
	12		Lew Stallworth (The Citadel) vs Western Carolina (01/12/19)
	12		Patrick Good (ETSU) at Western Carolina (01/26/19)
	12		Marcus Thomas (Western Carolina) at Chattanooga (01/31/19)
	12		Ross Cummings (Mercer) vs Chattanooga (02/23/19)
	Field goal attempts	27	
26			Jordan Lyons (Furman) vs Western Carolina (12/01/18)
26			Bubba Parham (VMI) at Western Carolina (02/23/19)
24			Fletcher Magee (Wofford) vs Samford (01/24/19)
22			Ross Cummings (Mercer) vs Chattanooga (02/23/19)
Field goal percentage	.833	(10-12)	Jeromy Rodriguez (ETSU) at Furman (02/09/19)
	.818	(9-11)	Myron Gordon (Samford) vs Western Carolina (02/02/19)
	.800	(8-10)	Isaiah Miller (UNC Greensboro) at Samford (12/22/18)
	.800	(8-10)	Jeromy Rodriguez (ETSU) vs Furman (12/29/18)
	.800	(8-10)	Ramon Vila (Chattanooga) vs Samford (01/12/19)
	.800	(8-10)	Carlos Dotson (Western Carolina) vs UNC Greensboro (01/17/19)
	.800	(8-10)	Ruben Guerrero (Samford) at Wofford (01/24/19)
3-Pt FG made	11		Patrick Good (ETSU) at Western Carolina (01/26/19)
	10		Connor Kern (The Citadel) vs UNC Greensboro (02/28/19)
	8		Matt Frierson (The Citadel) at Samford (01/17/19)
	8		Fletcher Magee (Wofford) vs Western Carolina (02/09/19)
	8		Jerry Johnson Jr. (Chattanooga) at Samford (02/16/19)
	8		Ross Cummings (Mercer) vs Chattanooga (02/23/19)
	8		Fletcher Magee (Wofford) at Samford (03/02/19)
	8		Fletcher Magee (Wofford) at Samford (03/02/19)
3-Pt FG attempts	19		Fletcher Magee (Wofford) vs Samford (01/24/19)
	17		Jordan Lyons (Furman) vs Western Carolina (12/01/18)
	17		Patrick Good (ETSU) at Western Carolina (01/26/19)
	15		Matt Frierson (The Citadel) at Samford (01/17/19)
	15		Matt Frierson (The Citadel) at UNC Greensboro (01/24/19)
	15		Fletcher Magee (Wofford) at ETSU (02/07/19)
3-Pt percentage	1.000	(5-5)	Kevin Easley (Chattanooga) at Western Carolina (01/03/19)
	1.000	(5-5)	Andrew Brown (Furman) vs ETSU (02/09/19)
	.857	(6-7)	Marcus Thomas (Western Carolina) at Chattanooga (01/31/19)
	.833	(5-6)	Kevion Nolan (Samford) vs VMI (12/29/18)
	.833	(5-6)	Ross Cummings (Mercer) at Chattanooga (01/17/19)
	.833	(5-6)	Angelo Allegri (UNC Greensboro) at ETSU (01/19/19)
	.833	(5-6)	Kameron Gibson (Western Carolina) vs ETSU (01/26/19)
	.833	(5-6)	Lew Stallworth (The Citadel) vs Samford (02/23/19)
	.833	(5-6)	Lew Stallworth (The Citadel) at VMI (03/02/19)
Free throws made	17		Francis Alonso (UNC Greensboro) at Samford (12/22/18)
	14		Onno Steger (Western Carolina) at Chattanooga (01/31/19)
	12		Ross Cummings (Mercer) at Samford (01/19/19)
	11		Bubba Parham (VMI) at The Citadel (01/26/19)
	11		Donovann Toatley (Chattanooga) vs Western Carolina (01/31/19)
	11		Francis Alonso (UNC Greensboro) vs Western Carolina (02/21/19)

Free throw attempts	21	Francis Alonso (UNC Greensboro) at Samford (12/22/18)
	16	Bo Hodges (ETSU) vs Western Carolina (03/02/19)
	15	Onno Steger (Western Carolina) at Chattanooga (01/31/19)
	14	Cameron Jackson (Wofford) vs Western Carolina (02/09/19)
	13	Lew Stallworth (The Citadel) at Mercer (02/09/19)
	13	Francis Alonso (UNC Greensboro) vs Western Carolina (02/21/19)
Free throw percentage	1.000 (12-12)	Ross Cummings (Mercer) at Samford (01/19/19)
	1.000 (10-10)	Matt Rafferty (Furman) at UNC Greensboro (01/12/19)
	1.000 (9-9)	Lew Stallworth (The Citadel) at Western Carolina (02/16/19)
	1.000 (9-9)	Bubba Parham (VMI) vs Mercer (02/28/19)
	1.000 (8-8)	Matt Halvorsen (Western Carolina) vs Chattanooga (01/03/19)
	1.000 (8-8)	Ross Cummings (Mercer) at UNC Greensboro (01/26/19)
	1.000 (8-8)	Fletcher Magee (Wofford) at The Citadel (02/02/19)
Rebounds	19	Jeromy Rodriguez (ETSU) vs Samford (01/03/19)
	18	Jeromy Rodriguez (ETSU) at Mercer (01/12/19)
	18	Robert Allen (Samford) at The Citadel (02/23/19)
	17	Mladen Armus (ETSU) vs Samford (01/03/19)
	17	Jeromy Rodriguez (ETSU) vs Wofford (02/07/19)
	17	Jeromy Rodriguez (ETSU) at UNC Greensboro (02/24/19)
Assists	16	Josh Sharkey (Samford) at Wofford (01/24/19)
	14	Josh Sharkey (Samford) at ETSU (01/03/19)
	12	Josh Sharkey (Samford) at Furman (01/26/19)
	12	Josh Sharkey (Samford) vs Western Carolina (02/02/19)
	12	Lew Stallworth (The Citadel) vs UNC Greensboro (02/28/19)
Steals	7	Matt Rafferty (Furman) at VMI (01/10/19)
	6	Josh Sharkey (Samford) vs UNC Greensboro (12/22/18)
	6	Isaiah Miller (UNC Greensboro) vs Chattanooga (12/29/18)
	6	Isaiah Miller (UNC Greensboro) at ETSU (01/19/19)
	6	Matt Rafferty (Furman) vs Chattanooga (01/24/19)
	6	Isaiah Miller (UNC Greensboro) vs Western Carolina (02/21/19)
Blocked shots	8	Ruben Guerrero (Samford) vs ETSU (01/31/19)
	7	Zane Najdawi (The Citadel) vs Samford (02/23/19)
	5	Noah Gurley (Furman) vs UNC Greensboro (02/14/19)
	5	Robert Allen (Samford) vs Furman (02/28/19)
	4	Matt Rafferty (Furman) vs Western Carolina (12/01/18)
	4	Ruben Guerrero (Samford) vs VMI (12/29/18)
	4	James Dickey (UNC Greensboro) vs Furman (01/12/19)
	4	James Dickey (UNC Greensboro) at ETSU (01/19/19)
	4	Fardaws Aimaq (Mercer) at Samford (01/19/19)
	4	Clay Mounce (Furman) vs UNC Greensboro (02/14/19)
	4	James Dickey (UNC Greensboro) at Furman (02/14/19)
	4	Victor Bafutto (Mercer) at ETSU (02/16/19)
	4	Lucas N'Guessan (ETSU) vs Mercer (02/16/19)
	4	Victor Bafutto (Mercer) vs UNC Greensboro (03/02/19)
	4	James Dickey (UNC Greensboro) at Mercer (03/02/19)
Turnovers	11	Josh Sharkey (Samford) at UNC Greensboro (02/07/19)
	8	Josh Sharkey (Samford) at ETSU (01/03/19)
	8	Josh Sharkey (Samford) at Wofford (01/24/19)
	8	Zane Najdawi (The Citadel) vs Furman (01/31/19)
	8	Josh Sharkey (Samford) vs ETSU (01/31/19)